



CHILDREN'S TRUST REGULAR MEETING MINUTES

May 23, 2022 at 4:00 PM

CTAC, 802 NW 5th Ave, Gainesville, FL 32601

Call to Order

Chair Dr. Margarita Labarta called the meeting to order at 4:00 PM.

Roll Call

PRESENT

Chair Maggie Labarta
Treasurer Lee Pinkoson
Member Shane Andrew
Member Karen Cole-Smith
Member Ken Cornell
Member Patricia Snyder
Member Cheryl Twombly

ABSENT

Vice Chair Tina Certain
Member Nancy Hardt
Member Susan Miller-Jones

Agenda Review, Revision and Approval

Approval of the agenda also approves all of the items on the consent agenda.

Motion to approve the Agenda made by Member Pinkoson, Seconded by Member Cornell.

Motion was unanimously approved by voice vote.

Consent Agenda

1. Board Attendance YTD
2. 5.9.22 Regular Board Meeting Minutes
3. Board Meeting Evaluation - Survey Results from 05-09-2022

General Public Comments

Chair's Report

4. Executive Director Search (Dr. Maggie Labarta)

Chair Labarta reported that 25 applications were received for this position, 8 met the necessary education and management experience criteria. Chair Labarta, Ms. Akpan, and Ms. Howard will meet at a publically noticed meeting on June 8th to discuss the top 2-5 candidates.

5. Grace Grows Community Engagement Toolkit

This toolkit is an example and resource for community listening and strategic planning.

Executive Director's Report

Acting Executive Director, Kristy Goldwire, reported on two new staff positions. The job description for the Director of Finance is being developed referencing other Children's Services Councils documents. James Moore & Co. is working to find a temporary employee to assist in the finance department. Regarding the audio/visual equipment for the Trust, the Meeting OWL Pro has arrived on site and is awaiting installation by County IT. The EAD will also be meeting with the County's Communication Staff to discuss the purchased equipment, from Howard Technology, and future options.

Committee Updates

6. Steering Committee (Cheryl Twombly)

Committee Chair Twombly reported that the next meeting will include all members of the full committee and be held on May 25th at 11:00am. The Invitation to Negotiate (ITN) documents for the CTAC Listening Project will be reviewed and discussed.

Presentations

7. Fiscal Year 2023 Proposed Millage and Tentative Budget

AED Goldwire presented the FY23 proposed budget to the Board. Members discussed the four goal categories and the range of funds allocated to each. Member Cornell suggested increasing the total award amounts in Goals 1, 3, and 4 as they were significantly lower than those in Goal 2. Member Cole-Smith asked if funds or resources for the near-poor were included. Member Snyder suggested means-testing. Member Pinkoson asked about comparative staff salaries in other Children's Services Councils, and the plan for purchasing or building a long-term base for the CTAC. Member Cornell suggested using the fund balance for Goals 1, 3, and 4, even if the dollars are non-recurring. Chair Labarta noted that the Trust's first-year awards were non-recurring, however this seemed to create expectations among the recipients. As those awards were not data-driven, she suggested that the Board take the time to plan any further funding.

Motion made by Member Cornell, Seconded by Member Pinkoson to approve the preliminary budget as presented, as preliminary. To have the staff bring the expected tax valorem to a future meeting, and to move the currently unallocated 300K into Goals 1, 3, and/or 4. Moved for staff to make contact with the County to discuss using the allotted 750K and the fund balance for a permanent facility, and for staff to look at the summer school and afterschool programs to see if any of them address Strategies 2.3 or 2.4. Move for staff, at a future meeting, to report the dollar impact from the roll-back rate.

Old Business

New Business

Board Member Comments

For Your Information

Items in this section are for informational purposes only and do not require any action by the Trust.

Next Meeting Dates

Regular Meeting - Monday, June 13, 2022 @ 4:00 PM

ACPS District Office Board Room, 620 East University Ave., Gainesville, FL 32601

Regular Meeting - Monday, June 27, 2022 @ 4:00 PM

CTAC Offices, 802 NW 5th Ave, Gainesville, FL 32601

Adjournment

Chair Dr. Margarita Labarta adjourned the meeting at 5:22 PM.

FY 2022-2023

Proposed Budget



CHILDREN'S TRUST
OF ALACHUA COUNTY



CHILDREN'S TRUST
OF ALACHUA COUNTY

Children's Trust of Alachua County

802 NW 5th Ave, Suite 100

P.O. Box 5669

Gainesville, FL 32627

(352) 374-1830

BOARD MEMBERS

Dr. Margarita Labarta
Chair
Gubernatorial Appointee

Tina Certain
Vice Chair
School Board Member

Lee Pinkoson
Treasurer
Gubernatorial Appointee

Dr. Karen Cole-Smith
Gubernatorial Appointee

Ken Cornell
County Commissioner

Dr. Nancy Hardt
Gubernatorial Appointee

Shane Andrew
Interim Superintendent
Alachua County Public Schools

Dr. Patricia Snyder
Gubernatorial Appointee

Cheryl Twombly
Community Development
Administrator
Department of Children and
Families

Judge Denise Ferrero
Circuit Judge

Kristy Goldwire, MSW
Acting Executive Director
Acting Secretary to the Board

May 23, 2022

Honorable Members of the Children's Trust of Alachua County

Re: Fiscal Year 2023 Proposed Millage and Tentative Budget

In accordance with Florida Statutes, Chapters 125 and 200, and Chapter 26 of the Alachua County Code of Ordinances, I present to you the Proposed Millage and Tentative Budget for Fiscal Year 2023.

The FY23 Budget totals \$10,188,745, an increase of 18% over the FY22 Amended Budget. The budget supports the recommendations provided by the original needs' assessment performed on behalf of the Children's Services Advisory Board, the Technical Advisory Committee, the "Ensuring Youth Thrive" Report by the Youth Development Research - Practice Partnership, and the Strengths and Gaps Analysis conducted by the Community Foundation of North Central Florida.

The FY23 Budget reflects the current approved budget for providers, and includes funds for an increase in staff within the Finance & Administration Department. The Budget has been developed to link funding with the Trust's desired goals while remaining flexible enough to respond to changing circumstances.

The FY23 Budget includes the Trust's Mission, Vision, and Guiding Principles, Population level Results and Indicators, a budget summary by function and object, details for each fund, and an organizational chart with the staff positions proposed for Fiscal Year 2023.

A summary of the major components of the FY23 Budget is included below:

REVENUES

Ad Valorem Taxes

The budget continues to fund the Trust's operations at 0.500 mills for a total tax levy of \$8,743,781, an increase of 6% over the previous year's adjusted ad valorem proceeds. The budget assumes a 6% increase in property values and a collection rate of 95% of the certified taxable value as required by F.S. 200.065.

Interest

The FY23 budget reduces the interest revenue from \$6,800 to \$5,000, due to continued low interest rates.

Contributions from Private Sources

The CTAC will continue to receive funding from the Pritzker Children's Initiative (PCI). However, this is the final year of the Pritzker Grant. The funds were reduced by half to \$41,776. CTAC will continue to allocate funds to PCI initiatives and will propose to absorb the full costs of the PCI initiatives and staff in FY2024.

EXPENSES

Grants and Aid

Grants and Aid **increased** by \$1,316,747. The increase is due to Board approved changes to TeensWorks Alachua, summer and afterschool programming.

Personal Services

The FY23 Budget **will show significant increases** in Personal Services to reflect two new FTEs and a vacant finance position. We anticipate an increase of \$300,000 to cover the costs of salaries and benefits. In addition, this factors in a 4% annual increase for all current employees and an 8% increase in current health benefit premiums.

Operational Expenses

The FY23 Budget remains relatively unchanged. This covers the cost of accounting services, legal services, local travel, rent and building expenses, rental for board meetings, and promotional activities, public meeting notices, and the TRIM process.

Reserves for Capital

CTAC currently has \$1,000,000 set aside for purchase or construction of a permanent location. No further funding is being requested at this time.

According to the Government Finance Officers Association (GFOA), budgets that meet the highest standards and receive the Distinguished Budget Award serve as an effective Policy Document, Financial Plan, Operations Guide, and Communications Device. As the Children's Trust of Alachua County develops both its internal capacity and provider community capacity, the Trust's budget and budget process will continue to develop as it strives to meet the highest standards of transparency and accountability.

Sincerely,



Kristy Goldwire
Acting Executive Director

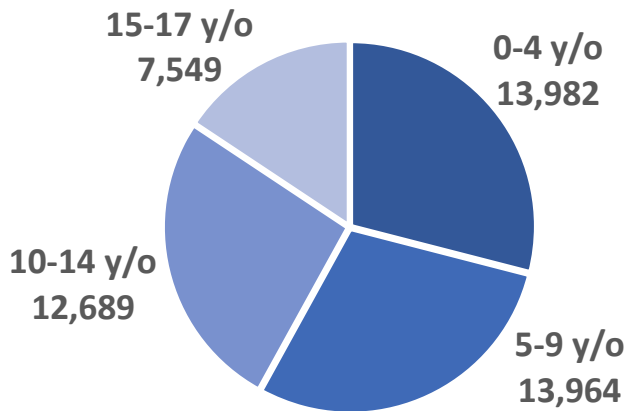
Demographics of Children in Alachua County



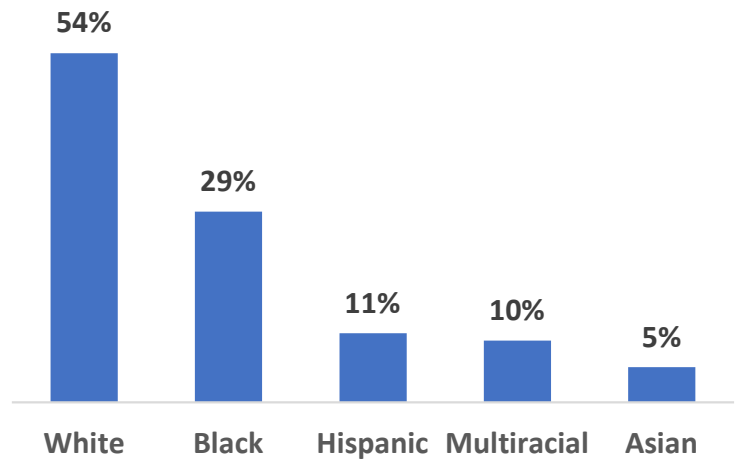
CHILDREN'S TRUST
OF ALACHUA COUNTY

48,184


children under age 18 live in Alachua County



Alachua County Children by Race



19% of children live in households below the federal poverty level



49% of school children are economically disadvantaged



55% of children are ready at kindergarten entry



87% of high school students graduate within four years.



MISSION, VISION, AND GUIDING PRINCIPLES

MISSION STATEMENT

The Children's Trust of Alachua County funds and supports a coordinated system of community services that allows all youth and their families to thrive.

VISION STATEMENT

Facilitate equitable access and opportunities for all children and families in Alachua County to ensure every child reaches their maximum potential.

GUIDING PRINCIPLES

Guiding Principles are utilized within organizations as a method to align behaviors, guide decision-making, and provide consistency with the Trust's Board values. The Trust's Board and stakeholders identified the following guiding principles:

1. Initiatives should ensure accessibility to universal supports for all children 0 to 18 and their families; targeted supports for those who need additional help; and place-based supports for those with the greatest need.
2. Innovative initiatives should be funded that coordinate comprehensive systems of support and delivers those supports in collaborative ways that allows the Trust to achieve collective impact.
3. Initiatives shall be evaluated based on its ability to ultimately impact all children, directly or indirectly, with a priority for long-term continual return on investment.
4. Initiatives must be measurable with priority given to a comprehensive system of supports that provide for prevention, timely intervention, and services that strengthen families and produce achievable results.
5. Initiatives must be aligned to a documented gap or need.
6. Funds will be invested, and initiatives will be prioritized based on the highest educational, social, or emotional outcome value.
7. Initiatives will be evaluated in an open, transparent, and competitive manner in order to ensure equitable results and confidence in the process.
8. The Trust values fiscal and operational accountability and will fund partners in a manner that rewards efficiencies, takes advantage of economies of scale, and maximizes services to children or family members/support members in order to meet the needs of educational, social, emotional, and/or physical health.
9. The complete portfolio of Trust investments shall be reviewed to ensure that Alachua County children and families have equitable access to services that will work to increase racial equity.
10. Prior to any funding decision, the direct impact on children must be the primary consideration.



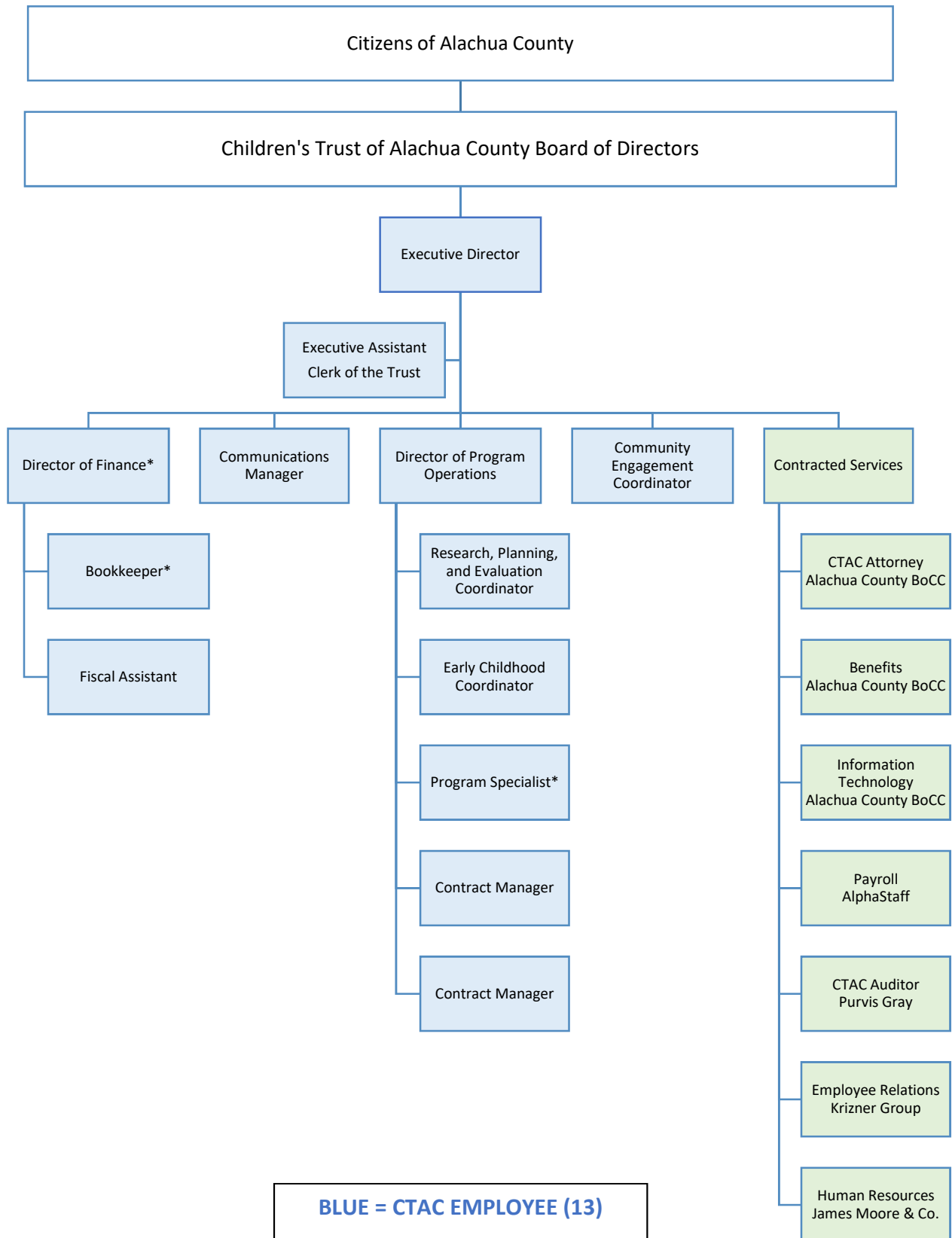
CHILDREN'S TRUST
OF ALACHUA COUNTY

GOALS AND INDICATORS

	Alachua County Previous Value (Yr.)	Alachua County Most Recent Value (Yr.)	Change Between Years	State of Florida Most Recent Value
ALL CHILDREN ARE BORN HEALTHY AND REMAIN HEALTHY				
Low Birth Weight <i>Live Births Under 2500 Grams</i>	10.3% (2020) 18.0% of black births	10.4% (2021) 20.2% of black births	↗	9.0% (2021) 14.4% of black births
Hospitalizations for Self-Inflicted Injuries <i>Ages 12-18</i>	149 (2019) <i>rate per 100,000</i>	142 (2020) <i>rate per 100,000</i>	↘	71 (2020) <i>rate per 100,000</i>
Bacterial STDs <i>Ages 14-19</i>	3,569 (2019) <i>rate per 100,000</i> (6,334 for black teens)	3,520 (2020) <i>rate per 100,000</i> (7,362 for black teens)	↘	2,416 (2020) <i>rate per 100,000</i> (3,852 for black teens)
Child Food Insecurity Rate	19.9% (2020)	18.5% (2021)	↘	19.1% (2021)
ALL CHILDREN LEARN WHAT THEY NEED TO BE SUCCESSFUL				
Children are Ready for Kindergarten <i>Florida Kindergarten Readiness Screener (FLKRS)</i>	58.4% (2020) 44.2% of black students	54.8% (2021) 35.4% of black students	↘	50.0% (2021) 39.5% of black students
3rd Grade Reading Proficiency <i>Florida Standards Assessment (FSA) English Language Arts</i>	56.6% (2019) 31.8% of black students	52.5% (2021) 29.4% of black students	↘	54.4% (2021) 36.7% of black students
8th Grade Reading Proficiency <i>Florida Standards Assessment (FSA) English Language Arts</i>	60.7% (2019) 31.2% of black students	57.8% (2021) 31.9% of black students	↘	52.4% (2021) 36.0% of black students
High School Graduation Rates	90.4% (2020) 84.1% for black youth	86.6% (2021) 82.5% for black youth	↘	90.1% (2021) 87.1% for black youth
ALL CHILDREN HAVE NURTURING, SUPPORTIVE CAREGIVERS AND RELATIONSHIPS				
Child Maltreatment Victims	3,666 (2020) 48.4% black children	3,535 (2021) 46.6% black children	↘	856,642 (2021) 30.7% black children
Youth Arrested	383 (2020) 301 (79%) black youth	311 (2021) 246 (79%) black youth	↘	19,086 (2021) 8,792 (46%) black youth
Children in Out-of-Home Care <i>Ages 0-17</i>	278 (2020) 47.1% black children	292 (2021) 57.2% black children	↗	22,488 (2020) 28.7% black children
ALL CHILDREN LIVE IN A SAFE COMMUNITY				
Social Vulnerability Index	22nd percentile in overall vulnerability (2016)	24th percentile in overall vulnerability (2018)	↗	<i>unavailable</i>
Child Maltreatment Findings for Inadequate Supervision	425 (2019)	390 (2020)	↘	27,661 (2020)
Violent Crimes	662 (2019) <i>rate per 100,000</i>	749 (2020) <i>rate per 100,000</i>	↗	383 (2020) <i>rate per 100,000</i>
Hospitalizations for Unintentional Non-Fatal Injuries <i>Ages 0-14</i>	125 (2019)	122 (2020)	↘	4,790 (2020)

Updated on 4/21/2022

ORGANIZATIONAL CHART



BLUE = CTAC EMPLOYEE (13)
GREEN = CONTRACTED SERVICE
 (*) = position not filled

**FY 2023
COMPREHENSIVE BUDGET**

		2021 Actual Amount	2022 Amended Budget	2023 Level 1 Initialized
REVENUES				
001 - General Fund				
311.1000	Ad Valorem Taxes Current Real & Personal Property	7,792,832.25	8,249,047.00	8,743,781.00
311.2000	Ad Valorem Taxes Delinquent Taxes	8,927.83	.00	.00
361.1320	Interest And Other Earnings Int Earn - Tax Collector	217.71	.00	.00
361.1410	Interest And Other Earnings General Government Interest	13,772.90	.00	5,000.00
386.6000	Transfer FR Const Officer Property Appraiser	5,572.36	.00	.00
386.7000	Transfer FR Const Officer Tax Collector	8,640.12	.00	.00
389.9100	Non-Operating Sources Beginning Fund Balance	.00	8,216,373.00	10,500,000.00
389.9200	Non-Operating Sources Ending Fund Balance	.00	(8,216,373.00)	(9,193,299.00)
General Fund Totals		\$7,829,963.17	\$8,249,047.00	\$10,055,482.00
101 - Special Revenue Fund				
337.0000	Grants from Local Govt Units Grants from Local Govt Units	75,000.00	.00	.00
361.1410	Interest And Other Earnings General Government Interest	99.26	.00	.00
366.0000	Private Contributions and Donations Private Contributions and Donations	83,333.00	83,333.00	41,667.00
381.0000	Operating Transfer In Operating Transfer In	38,667.00	.00	.00
389.9100	Non-Operating Sources Beginning Fund Balance	.00	50,000.00	91,596.00
Special Revenue Fund Totals		\$197,099.26	\$133,333.00	\$133,263.00
301 - Capital Project Fund				
361.1410	Interest And Other Earnings General Government Interest	174.87	.00	.00
381.0000	Operating Transfer In Operating Transfer In	300,000.00	750,000.00	750,000.00
389.9100	Non-Operating Sources Beginning Fund Balance	.00	300,000.00	1,050,000.00
389.9200	Non-Operating Sources Ending Fund Balance	.00	(1,000,000.00)	(1,800,000.00)
Capital Project Fund Totals		\$300,174.87	\$50,000.00	\$0.00
Net Grand Totals:		\$8,327,237.30	\$8,432,380.00	\$10,188,745.00

FY2023
COMPREHENSIVE BUDGET

Account	Account Description	021 Actual	Amount 2 Amended Budget	3 Level 1 Initialized
Fund 001 - General Fund				
11.00	Executive Salaries Executive Salaries and Wages	111,574.12	114,400.00	125,000.00
12.00	Regular Salaries Regular Salaries & Wages	323,274.90	557,539.00	725,012.00
21.00	FICA FICA Taxes	32,912.93	60,180.00	65,025.00
22.00	Retirement Retirement Contributions	65,800.09	92,437.00	114,695.00
23.10	Life And Health Insurance Health Insurance	46,373.75	114,226.00	183,034.00
23.15	Life And Health Insurance Dental Insurance	1,165.51	2,301.00	3,168.00
23.20	Life And Health Insurance Life Insurance	573.19	486.00	648.00
24.00	Workers Compensation Workers Comp	903.52	1,423.00	1,673.00
25.00	Unemployment Compensation Unemployment Compensation	.00	18,143.00	22,949.00
31.00	Professional Services Professional Services	214,802.12	402,240.00	442,240.00
31.41	Professional Services Attorney Fees	.00	35,000.00	27,000.00
31.80	Professional Services Property Appr / Tax Collector	298,275.85	325,470.00	325,470.00
32.00	Accounting and Auditing Independent Audit	10,000.00	20,000.00	30,000.00
34.00	Other Services Other Contractual Services	1,885.00	19,580.00	11,180.00
40.00	Travel and Per Diem Travel & Per Diem	5,132.55	3,400.00	12,600.00
40.10	Travel and Per Diem Local Mileage	.00	7,400.00	6,800.00
41.00	Communications Services Communication Services	28,239.17	29,960.00	36,728.00
42.00	Freight & Postage Services Freight and Postage Services	.00	.00	1,540.00
43.00	Utility Services Utility Services	3,101.10	10,560.00	11,620.00
44.00	Rental and Leases Rental and Leases	45,278.61	84,100.00	79,600.00
45.00	Insurance Insurance	8,651.70	8,385.00	13,000.00
46.00	Repairs and Maintenance Services Repairs and Maintenance	1,989.79	2,800.00	2,800.00
48.00	Promotional Activities Promotional Activities	4,222.87	71,000.00	67,000.00
49.00	Other Current Charges and Obligations Other Current Chgs & Obligations	1,942.80	.00	2,940.00
51.00	Office Supplies Office Supplies	7,745.93	15,000.00	23,000.00
52.00	Operating Supplies Operating Supplies	71,290.97	55,250.00	128,820.00
54.00	Books Publications Subscriptions and Memberships Books Subscriptions Memberships	15,786.80	20,000.00	17,000.00
54.40	Books Publications Subscriptions and Memberships Memberships	.00	1,000.00	1,700.00
55.00	Training and Education Training and Education	.00	.00	7,000.00
82.00	Aid to Private Organizations Aid to Private Organizations	.00	5,014,315.00	350,000.00
82.10	Goal 1: All Children Are Born Healthy and Remain Healthy			.00
82.11	Strategy 1.1 Support Maternal and Child Health	15,265.34	.00	475,000.00
82.12	Strategy 1.2 Support Mental Health and Substance Abuse Prevention	.00	.00	150,000.00
82.13	Strategy 1.3 Support Physical Health	.00	.00	62,706.00
82.14	Strategy 1.4 Improve Food Security			
82.20	Goal 2: All Children can learn what they need to be successful			
82.21	Strategy 2.1 Support Professional Development and Capacity-Building	.00	.00	646,526.00
82.22	Strategy 2.2 Expand High Quality Childcare, Afterschool, and Summer Programs	49,611.41	.00	3,060,000.00
82.23	Strategy 2.3 Support Literacy and other Academic Supports	566.00	.00	90,649.00
82.24	Strategy 2.4 Improve Capacity to Support Special Needs	26,752.04	.00	797,792.00
82.25	Strategy 2.5 Support Career Exploration and Preparation			
82.30	Goal 3: All Children have Nurturing and Supportive Caregivers and Relationships			
82.31	Strategy 3.1 Support Initiatives that Connect Families to Resources	.00	.00	420,000.00
82.32	Strategy 3.2 Improve Family Strengthening and Supports	9,015.01	.00	75,000.00
82.40	Goal 4: All Children Live in a Safe Community			
82.41	Strategy 4.1 Support Injury Prevention			
82.42	Strategy 4.2 Support Initiatives that prevent Delinquency/Tuancy	.00	.00	29,554.00
82.43	Strategy 4.3 Support Violence Prevention Initiatives			
82.45	Aid to Private Organizations Partnership for Strong Families	84,096.31	.00	45,500.00
82.55	Aid to Private Organizations Match Funding	.00	.00	103,335.00
82.60	Aid to Private Organizations Sponsorship Funding	6,720.00	.00	25,000.00
82.68	Aid to Private Organizations PACE Center for Girls, Inc	111,832.00	.00	.00
82.69	Aid to Private Organizations Kids Count in Alachua County Inc	21,627.67	.00	.00
82.80	Aid to Private Organizations Black on Black Crime Task Force	4,752.22	.00	.00
91.20	Operating Transfers Out Transfers Out SRF and Capital	338,667.00	750,000.00	750,000.00
99.20	Other Non Operating Other Uses Appropriated Reserves	.00	318,853.00	485,178.00
Fund Totals		\$3,909,487.50	\$8,249,047.00	\$10,055,482.00
Grand Totals		\$3,909,487.50	\$8,249,047.00	\$10,055,482.00

FY2023
COMPREHENSIVE BUDGET

Account	Account Description	2021 Actual Amount	2022 Amended Budget	2023 Level 1 Initialized
Fund 101 - Grants and Awards				
12.00	Regular Salaries Regular Salaries & Wages	42,392.35	66,560.00	66,560.00
14.00	Overtime Overtime	1,013.67	.00	.00
21.00	FICA FICA Taxes	3,153.72	5,092.00	5,092.00
22.00	Retirement Retirement Contributions	4,630.44	7,095.00	7,927.00
23.10	Life And Health Insurance Health Insurance	7,852.23	14,235.00	7,392.00
23.15	Life And Health Insurance Dental Insurance	205.91	288.00	288.00
23.20	Life And Health Insurance Life Insurance	36.00	54.00	54.00
24.00	Workers Compensation Workers Comp	88.25	130.00	130.00
25.00	Unemployment Compensation Unemployment Compensation	.00	1,798.00	1,798.00
31.00	Professional Services Professional Services	837.94	19,631.00	19,631.00
40.00	Travel and Per Diem Travel & Per Diem	764.33	10,350.00	9,375.00
40.10	Travel and Per Diem Local Mileage	.00	.00	3,500.00
41.00	Communications Services Communication Services	485.57	1,500.00	3,216.00
48.00	Promotional Activities Promotional Activities	.00	5,000.00	5,000.00
51.00	Office Supplies Office Supplies	109.62	1,000.00	1,500.00
54.40	Books Publications Subscriptions and Memberships Memberships	.00	600.00	1,400.00
55.00	Training and Education Training and Education	.00	.00	400.00
82.00	Aid to Private Organizations Aid to Private Organizations	338.44	.00	.00
82.44	Aid to Private Organizations Kids Count in Ala Cnty #11828	15,189.00	.00	.00
Fund 101 - Grants and Awards Totals		<u>\$77,097.47</u>	<u>\$133,333.00</u>	<u>\$133,263.00</u>
Net Grand Totals		<u>\$77,097.47</u>	<u>\$133,333.00</u>	<u>\$133,263.00</u>

**FY 2023
COMPREHENSIVE BUDGET**

		2021 Actual Amount	2022 Amended Budget	2023 Level 1 Initialized
301 - Capital Project Fund				
361.1410	Interest And Other Earnings General Government Interest	174.87	.00	.00
381.0000	Operating Transfer In Operating Transfer In	300,000.00	750,000.00	.00
389.9100	Non-Operating Sources Beginning Fund Balance	.00	300,000.00	1,050,000.00
389.9200	Non-Operating Sources Ending Fund Balance	.00	-1,000,000.00	-1,050,000.00
52.00	Operating Supplies Operating Supplies			
Capital Project Fund Totals		\$300,174.87	\$50,000.00	\$0.00
Revenue Totals		\$300,174.87	\$50,000.00	\$0.00
Expenditure Totals		\$0.00	\$50,000.00	\$0.00
Net Grand Totals		\$300,174.87	\$0.00	\$0.00

**FY 2023
BUDGET BY FUNCTION**

	2021 Actual Amount	2022 Amended Budget	2023 Level 1 Initialized
GENERAL FUND EXPENDITURES			
51 Administration	\$922,540.80	\$1,092,700.00	\$1,366,857.00
56 Programs	\$2,648,279.70	\$6,406,347.00	\$7,938,625.00
58 Other Uses	\$338,667.00	\$750,000.00	\$750,000.00
59 Other Non Operating	\$0.00	\$0.00	\$0.00
EXPENDITURES TOTAL	\$3,909,487.50	\$8,249,047.00	\$10,055,482.00
GRANTS AND AWARDS EXPENDITURES			
56 Programs	\$77,097.47	\$133,333.00	\$133,263.00
EXPENDITURES TOTALS	\$77,097.47	\$133,333.00	\$133,263.00
CAPITAL PROJECTS FUND EXPENDITURES			
56 Programs	\$0.00	\$50,000.00	\$0.00
EXPENDITURES TOTALS	\$0.00	\$50,000.00	\$0.00
Revenue Grand Totals:	\$0.00	\$0.00	\$0.00
Expenditure Grand Totals:	\$3,986,584.97	\$8,432,380.00	\$10,188,745.00
Net Grand Totals:	(\$3,986,584.97)	(\$8,432,380.00)	(\$10,188,745.00)

**FY 2023
BUDGET BY OBJECT**

	2021 Actual Amount	2022 Amended Budget	2023 Level 1 Initialized
REVENUES			
31 TAXES	\$7,801,760.08	\$8,249,047.00	8,743,781.00
33 Intergovernmental Revenue	\$75,000.00	\$0.00	\$0.00
34 Charges for Services	\$0.00	\$0.00	\$0.00
36 Miscellaneous Revenue	\$97,597.74	\$83,333.00	\$46,667.00
38 Other Sources	\$352,879.48	\$100,000.00	\$1,398,297.00
REVENUE TOTALS	\$8,327,237.30	\$8,432,380.00	\$10,188,745.00
EXPENDITURES			
10 Personnel Services	\$649,418.30	\$1,056,387.00	\$1,330,445.00
20 Operating Expenses	\$720,542.72	\$1,199,226.00	\$1,292,060.00
30 Capital Outlay	\$0.00	\$93,599.00	\$0.00
50 Grants and Aid	\$2,277,956.95	\$5,014,315.00	\$6,331,062.00
60 Other Uses	\$338,667.00	\$1,068,853.00	\$1,235,178.00
EXPENDITURE TOTALS	\$3,986,584.97	\$8,432,380.00	\$10,188,745.00
NET GRAND TOTALS	\$4,340,652.33	\$0.00	\$0.00

APPENDIX A - PROGRAM FUNDING

GOAL 1: ALL CHILDREN ARE BORN HEALTHY AND REMAIN HEALTHY		\$ 687,706
STRATEGY 1.1 SUPPORT MATERNAL AND CHILD HEALTH		
<u>PROGRAM</u>	<u>AGENCY</u>	<u>Proposed Funding</u>
MATERNAL FAMILY PARTNER	Healthy Start of North Central Florida, Inc.	\$ 75,000
NEWBORN HOME VISITING PROGRAM	Healthy Start of North Central Florida, Inc.	\$ 400,000
STRATEGY 1.2 SUPPORT MENTAL HEALTH AND SUBSTANCE ABUSE PREVENTION		
<u>PROGRAM</u>	<u>AGENCY</u>	<u>Proposed Funding</u>
REACH COMMUNITY COUNSELING SERVICES FOR ADOLESCENT GIRLS	PACE Center for Girls Inc.	\$ 75,000
YOUTH MENTAL HEALTH SUPPORT DURING AFTERSCHOOL AND SUMMER PROGRAMMING	Partners in Adolescent Lifestyle Support (PALS) THRIVE (A University of Florida Health Program) Shands Teaching Hospital	\$ 75,000
STRATEGY 1.3 SUPPORT PHYSICAL HEALTH		
<u>PROGRAM</u>	<u>AGENCY</u>	<u>Proposed Funding</u>
WELLNESS COORINATOR @ HOWARD BISHOP MS *	Children's Home Society of Florida	\$ 62,706
STRATEGY 1.4 IMPROVE FOOD SECURITY		
<u>PROGRAM</u>	<u>AGENCY</u>	<u>Proposed Funding</u>
GOAL 2: ALL CHILDREN CAN LEARN WHAT THEY NEED TO BE SUCCESSFUL		
		\$ 4,594,967
STRATEGY 2.1 SUPPORT PROFESSIONAL DEVELOPMENT AND CAPACITY-BUILDING		
<u>PROGRAM</u>	<u>AGENCY</u>	<u>Proposed Funding</u>
TRANSFORMATIVE PROFESSIONAL DEVELOPMENT	Early Learning Coalition of Alachua County	\$ 248,026
V'LOCITY MASTER CLASS SERIES	Business Leadership Institute for Early Learning	\$ 90,000
ACCREDITATION ACADEMY	Multiple	\$ 300,000
PROFESSIONAL DEVELOPMENT REGISTRY	TBD	\$ TBD
PHILANTHROPY HUB	Community Foundation of North Central Florida	\$ 8,500
STRATEGY 2.2 EXPAND ACCESS TO HIGH QUALITY CHILDCARE, AFTERSCHOOL, AND SUMMER PROGRAMS		
<u>PROGRAM</u>	<u>AGENCY</u>	<u>Proposed Funding</u>
Total Afterschool Allocation	Currently Funding Programs	\$ 1,000,000
Total Summer Allocation (Camps & Enrichment Providers)	Currently Funding Programs	\$ 2,000,000
SUMMER PROGRAMMING (FREEDOM SCHOOL)	UF - College of Education Collaborative for Equity in Education	\$ 60,000
STRATEGY 2.3 SUPPORT LITERACY AND OTHER ACADEMIC SUPPORTS		
<u>PROGRAM</u>	<u>AGENCY</u>	<u>Proposed Funding</u>
DOLLY PARTON IMAGINATION LIBRARY	Gainesville Thrive	\$ 14,000
THE BRIDGE COMMUNITY CENTER LITERACY PROGRAM	Vineyard Christian Fellowship of Gainesville, FL	\$ 42,690
OPERATION FULL STEAM*	Cade Museum	\$ 33,959
STRATEGY 2.4 IMPROVE CAPACITY TO SUPPORT SPECIAL NEEDS		
<u>PROGRAM</u>	<u>AGENCY</u>	<u>Proposed Funding</u>
STRATEGY 2.5 SUPPORT CAREER EXPLORATION AND PREPARATION		
<u>PROGRAM</u>	<u>AGENCY</u>	<u>Proposed Funding</u>
TEENSWORK ALACHUA	Minority Business Listings, Inc.	\$ 125,000
TEENSWORK ALACHUA	Goodwill Industries of North Florida	\$ 125,000
TEENSWORK ALACHUA	Goodwill Industries of North Florida	\$ 250,000
TEENSWORK ALACHUA	TBD	\$ 250,000
NEW TECH NOW STE2AM ENGINE PROGRAM	New Technology Made Simple Now, Inc.	\$ 47,792
GOAL 3: ALL CHILDREN HAVE NURTURING AND SUPPORTIVE CAREGIVERS AND RELATIONSHIPS		\$ 420,000
STRATEGY 3.1 SUPPPORT INITIATIVES THAT CONNECT FAMILIES TO RESOURCES		
<u>PROGRAM</u>	<u>AGENCY</u>	<u>Proposed Funding</u>
RFP 2021-07 HELP ME GROW ALACHUA	Children's Home Society of Florida	\$ 220,000
FAMILY RESOURCE CENTERS/COMMUNITY NAVIGATORS	Partnership for Strong Families	\$ 200,000
STRATEGY 3.2 IMPROVE FAMILY STRENGTHENING AND SUPPORTS		
<u>PROGRAM</u>	<u>AGENCY</u>	<u>Proposed Funding</u>
PROJECT YOUTHBUILD PARENTING PROGRAM	FL Institute for Workforce Innovation, Inc. d/b/a Project YouthBuild	\$ 75,000
GOAL 4: ALL CHILDREN LIVE IN A SAFE COMMUNITY		\$ 75,054
STRATEGY 4.1 SUPPPORT INJURY PREVENTION		
<u>PROGRAM</u>	<u>AGENCY</u>	<u>Proposed Funding</u>
STRATEGY 4.2 SUPPPORT INITIATIVES THAT PREVENT DELINQUENCY/TRUANCY		
<u>PROGRAM</u>	<u>AGENCY</u>	<u>Proposed Funding</u>
BIG BROTHERS BIG SISTERS OF ALACHUA COUNTY	Big Brothers Big Sisters of Tampa Bay, Inc.	\$ 29,554
STRATEGY 4.3 SUPPPORT VIOLENCE PREVENTION INITIATIVES		
<u>PROGRAM</u>	<u>AGENCY</u>	<u>Proposed Funding</u>
PEACEFUL PATHS INCREASING SERVICE VOLUME	Peaceful Paths, Inc.	\$ 27,500
MIDNIGHT YOUTH BASKETBALL	City of Gainesville	\$ 18,000
		SPONSORSHIPS \$ 25,000
		REIMAGINE GAINESVILLE \$ 50,000
		MATCH* (a total of \$200,000 allocated) \$ 103,335
		UNALLOCATED \$ 300,000
		TOTAL PROGRAM FUNDING \$ 6,331,062

DATE	RESPONSIBILITY	ACTION
Monday, March 14	<i>Finance Department</i>	<i>Send out email to all staff stating that budget requests are due by March 25, 2022.</i>
Monday, March 21	<i>Executive Director Finance Department</i>	<i>Lead meeting of all staff to discuss overall budget, departmental funding, and new FTE positions for Fiscal Year 2023.</i>
Monday, May 23	<i>Executive Director Finance Department</i>	<i>Presentation of proposed budget to the Board of the Trust.</i>
Wednesday, June 1	<i>Alachua County Property Appraiser</i>	<i>Delivery of the total assessed value of non-exempt property in Alachua County.</i>
Monday, June 13	<i>Board of the Trust</i>	<i>Approval of two Truth in Millage Resolutions - 1) A resolution setting the Proposed Millage Rate, setting the date, time and place of the Public Hearings to consider the proposed millage rate and tentative budget; 2) A resolution adopting a tentative written budget for Fiscal Year 2023.</i>
Friday, July 1	<i>Alachua County Property Appraiser</i>	<i>Certification of the taxable value to each taxing authority on the Certification of Taxable Value (Form DR-420).</i>
Friday, July 1	<i>Executive Director</i>	<i>Submission of a tentative annual budget to the Alachua County Board of County Commissioners.</i>
Friday, July 29	<i>Executive Director</i>	<i>No later than August 4, 2022, (within 35 days after the Certification of Taxable Value), each taxing authority must inform the Alachua County Property Appraiser of the prior year millage rate, the current year proposed millage rate, the current year rolled-back rate, and the date, time, and meeting place of the first required tentative budget hearing.</i>
Tuesday, August 2	<i>School Board of Alachua County</i>	<i>School Board of Alachua County first public budget hearing.</i>
Tuesday, August 23	<i>Alachua County Property Appraiser</i>	<i>No later than August 24, 2022, (within 55 days after the Certification of Taxable Value), the Alachua County Property Appraiser must send the Truth in Millage notification to all property owners in Alachua County.</i>
Thursday, September 1	<i>Communications Manager</i>	<i>Pursuant to F.S. 200.065, the tentative budget must be posted on the authority's official website at least two days before the budget hearing and must remain on the website for at least 45 days.</i>
Tuesday, September 6	<i>School Board of Alachua County</i>	<i>School Board of Alachua County second public budget hearing.</i>
Monday, September 12	<i>Board of the Trust</i>	<i>First public hearing of the proposed millage rate and the tentative budget. (Hearing dates with July 1 Certification - No sooner than Sept. 3 and no later than Sept. 18)</i>
Tuesday, September 13	<i>Alachua County Board of County Commissioners</i>	<i>Alachua County Board of County Commissioners first public budget hearing.</i>
Thursday, September 22	<i>Clerk of the Trust</i>	<i>Advertisement of final hearing posted two to five days before the final hearing. Notice of Proposed Tax Increase <u>OR</u> Notice of Budget Hearing <u>AND</u> Budget Summary.</i>

DATE	RESPONSIBILITY	ACTION
Thursday, September 22	Communications Manager	<i>Preliminary adopted budget posted on the authority's official website at least two days before the final budget hearing.</i>
Monday, September 26	Board of the Trust	<i>Second public hearing of the final millage rate and the final adopted budget. This must be held within 15 days following the first hearing.</i>
Tuesday, September 27	Alachua County Board of County Commissioners	<i>Alachua County Board of County Commissioners second public budget hearing.</i>
Friday, September 30	Finance Department	<i>The taxing authority must forward the resolution adopting the final millage rate to the Alachua County Property Appraiser, the Alachua County Tax Collector, and the Florida Department of Revenue within three days of the final hearing. Receipt of the resolution is the official notification of the final millage rate.</i>
Friday, October 7	Clerk of the Trust Finance Department	<i>Within 30 days of the final hearing, each taxing authority must complete and submit the following forms to the Florida Department of Revenue:</i> 1) <i>Certification of Compliance (Form DR-487)</i> a) <i>Provide proof of publication for all newspaper advertisements.</i> b) <i>Provide the entire page from each newspaper advertisement including the Budget Summary advertisement and the Notice of Proposed Tax Increase or Budget Hearing Advertisement.</i> c) <i>Submit the authority's resolution adopting the final millage rate, with percent change of rolled-back rate shown and the resolution adopting the final budget, indicating order of adoption.</i> 2) <i>Vote Record for Final Adoption of Millage Levy (Form DR-487V)</i> 3) <i>A copy of the Certification of Final Taxable Value (Form DR-422)</i>
Monday, October 24	Communications Manager	<i>The final adopted budget must be posted on the authority's official website within 30 days after the adoption and must remain on the website for at least two years.</i>
Monday, October 31	Clerk of the Trust	<i>Return original copy of the complete Certification of Final Taxable Value (Form DR-422) to the Alachua County Property Appraiser.</i>
October - December	Executive Director	<i>The governing body of the authority, pursuant to F.S. 189.016(6) citing F.S. 200.065, dictates that any budget amendment that increases or decreases the overall budget after 60 days of the passing of the final budget, must be passed by resolution, posted on the website within 5 days and remain there for two years.</i>



CHILDREN'S TRUST
OF ALACHUA COUNTY

CHILDREN'S TRUST MEETING MINUTES

May 23, 2022 at 4:00 PM

Children's Trust Offices, 802 NW 5th Ave., Gainesville, FL 32601

Signature Page


Approval of Meeting Minutes

CERTIFICATION:

I hereby certify that the foregoing minutes are a true and correct copy of the minutes of the Regular Meeting of the Children's Trust of Alachua County, held on the 23rd day of May, 2022.

I further certify that the meeting was duly called and held and that a quorum was present.

CHILDREN'S TRUST OF ALACHUA COUNTY

By: 

Dr. Margarita Labarta, Chair

CHILDREN'S TRUST OF ALACHUA COUNTY

By: 

Kristy Goldwire, Acting Secretary

Please provide your signature to confirm these minutes are a true representation of the CTAC meeting on May 23, 2022, as approved by the Board on June 13, 2022.