THE CITY OF BURLESON TEXAS

Infrastructure & Development Committee Agenda

Wednesday, October 14, 2026
9:00 AM

City Hall - 141 W. Renfro
Burleson, TX 76028

1. **CALL TO ORDER**

2. **CITIZEN APPEARANCES**

   Each person in attendance who desires to speak to the Committee on an item NOT posted on the agenda, shall speak during this section. A speaker card must be filled out and turned in to the City Secretary prior to addressing the Committee. Each speaker will be allowed three minutes to speak.

   Each person in attendance who desires to speak on an item posted on the agenda shall speak when the item is called forward for consideration.

3. **GENERAL**

   A. Consider and take possible action of the minutes from the May 26, 2026 Infrastructure & Development committee meeting. *(Staff Contact: Monica Solko, Deputy City Secretary)*

4. **REPORTS AND PRESENTATIONS**

   A. Receive a report, hold a discussion, and provide recommendations to the city council on Advanced Metering Infrastructure. (*Staff Contact: Brandi Rendon, Customer Service Manager*)

   B. Receive a report, hold a discussion, and provide recommendations to the city council on the city's Americans with Disabilities Act (ADA) Self-Evaluation and Transition Plan. *(Staff Contact: Cheryl Marthiljohni, Director of Human Resources)*

   C. Receive a report, hold a discussion, and provide recommendations to the city council on a proposed project for FY27 Community Development Block Grant (CDBG) funds. *(Staff Contact: Janalea Hembree, Director of Strategy and Innovation)*

5. **REQUESTS FOR FUTURE AGENDA ITEMS AND REPORTS**

6. **RECESS INTO EXECUTIVE SESSION**

   In accordance with Chapter 551 of the Texas Government Code, the Committee may convene in Executive Session in the City Council Workroom in City Hall to conduct a closed meeting to discuss any item listed on this Agenda.

   Pending or contemplated litigation or to seek the advice of the City Attorney pursuant to Section 551.071, Texas Government Code

7. **ADJOURN**

RANDY MORRISON, PE, PMP, MCE
Capital Engineering
Director of Capital Engineering
rmorrison@burlesontx.com
Phone: (817) 426-9295

CERTIFICATE

I hereby certify that the above agenda was posted on this the **1st of October 2026, by 5:45 p.m.,** on the official bulletin board at the Burleson City Hall, 141 W. Renfro, Burleson, Texas.

Amanda Campos

City Secretary

BUDGET STATEMENT

*Pursuant to Section 551.043, Government Code, the following taxpayer impact statement must be on the City Council meeting agenda at which the City Council will discuss or adopt a budget for the City of Burleson: *For a median-valued homestead property ($301,997 for tax year 2025, $297,979 for tax year 2026), the City's portion of the property tax bill in dollars for the current fiscal year (FY25-26) is $2,180, the City's portion of the property tax bill for the upcoming fiscal year (FY26-27) for the same property if the proposed budget is adopted is estimated to be $2,175, and the City's portion of the property tax bill in dollars for the upcoming fiscal year (FY26-27) for the same property if a budget funded at the no-new-revenue rate under Chapter 26, Tax Code, is adopted is estimated to be $2,175. A copy of the proposed budget is accessible on the home page of the governmental body's Internet website (www.burlesontx.com).***

**The figures used in the statement are based on information received from the Johnson County Central Appraisal District and Tarrant Appraisal District.*

***The figures used in this statement are based on the budget ordinance approved by the city council.*

ACCESSIBILITY STATEMENT

The Burleson City Hall is wheelchair accessible. The entry ramp is located in the front of the building, accessible from Warren St. Accessible parking spaces are also available in the Warren St. parking lot. Sign interpretative services for meetings must be made 48 hours in advance of the meeting. Call the A.D.A. Coordinator at 817-426-9600, or TDD 1-800-735-2989.

THE CITY OF BURLESON TEXAS

Department Memo

Infrastructure & Development Committee

DEPARTMENT: **City Secretary's Office**

FROM: **Monica Solko, Deputy City Secretary**

MEETING: **October 14, 2026**

SUBJECT:

Consider and take possible action of the minutes from the May 26, 2026 Infrastructure & Development committee meeting. *(Staff Contact: Monica Solko, Deputy City Secretary)*

STRATEGIC PRIORITY AND GOAL(S):

Strategic Priority	Strategic Goal
High Performing City Organization Providing Exceptional, People Focused Services	1.2 Continue to improve the efficiency and productivity of operations 1.3 Deliver high-quality service and communications to external and internal customers

SUMMARY:

The Infrastructure & Development committee duly and legally met on May 26, 2026 for a regular meeting.

RECOMMENDATION:

Committee may approve the minutes as presented or approve with amendments.

PRIOR ACTION/INPUT (Council, Boards, Citizens):

N/A

REFERENCE:

N/A

FISCAL IMPACT:

N/A

STAFF CONTACT:

Monica Solko, TRMC
Deputy City Secretary
msolko@burlesontx.com
817-426-9682

INFRASTRUCTURE & DEVELOPMENT COUNCIL COMMITTEE
MAY 26, 2026
DRAFT MINUTES

Council Present:
Dan McClendon, Chair
Chris Fletcher
Alexa Boedeker

Council Absent:

Staff:
Tommy Ludwig, City Manager
Harlan Jefferson, Deputy City Manager
Monica Solko, Deputy City Secretary
Matt Ribitzki, Deputy City Attorney

1. CALL TO ORDER – 9:00 a.m.

Chair Dan McClendon called the meeting to order. **Time: 9:05 a.m.**

2. CITIZEN APPEARANCES

- No speakers.

3. GENERAL

A. Minutes from the March 25, 2026 Infrastructure & Development committee meeting. (Staff Contact: Amanda Campos, City Secretary)

Motion was made by Chris Fletcher and seconded by Alexa Boedeker to approve the minutes.

Motion passed 3-0.

4. REPORTS AND PRESENTATIONS

A.* Receive a report, hold a discussion and provide recommendations to the city council on the city's wastewater capacity. *(Staff Contact: Michelle McCullough, P.E., CFM, Deputy Director/City Engineer)

Michelle McCullough, Deputy Director/City Engineer, presented an overview of the City's wastewater capacity, existing contractual obligations with Fort Worth, and future wastewater needs. The presentation reviewed the history of the City's wastewater master plans, including the 2010 Masterplan with projected 2030 flows of 21.5 MGD and the City's originally purchased capacity of 8.76 MGD. Amendment 1 to the wholesale wastewater agreement increased the City's allowable capacity to 25 MGD at a cost of $14.3 million based on the 2015 Masterplan. Amendment 2, currently under review, is based on the 2023 Masterplan and includes projected buildout flows of 41.3 MGD, select ETJ developments, and a proposed purchase of an additional 10 MGD from Fort Worth for $3.671 million, increasing total allowable capacity to 35 MGD. Staff

also discussed known developments included in the flow projections, including Hooper Business Park, Chisholm Summit, Hyder Ranch, Lakes of Burleson, Shannon Creek, and portions of Tall Grass. It was noted that Tall Grass is projected to require an additional 3.6 MGD that was not included in the current masterplan calculations. Staff explained peak wet weather flow monitoring, industry standards related to inflow and infiltration (I&I), and that the City's calculated existing peak wet weather flow is 14.1 MGD compared to the current sewer capacity maximum flow of 14.5 MGD. The committee was advised that upgrades to the meter station would be required to allow 35 MGD capacity, and additional improvements or alternate routes would eventually be necessary beyond 25 MGD. Current initiatives include amending the wholesale wastewater contract, evaluating four long-term wastewater capacity options, including additional Fort Worth system capacity, partnering with JCSUD for plant expansion, and studying the feasibility of a city-owned wastewater treatment plant. Staff also discussed Fort Worth's concerns regarding the City's CCN boundary and the ability to provide long-term wastewater service throughout the ETJ.

Committee discussion focused on inflow and infiltration testing, future wastewater capacity planning, CCN decertification, and long-term system strategies. Staff explained that Public Works is actively conducting I&I testing and monitoring to identify abnormal inflows during rain events and wet weather conditions. Committee members discussed whether grant funding opportunities may exist for wastewater infrastructure improvements and infiltration reduction efforts. Questions were raised regarding the City's ability to increase capacity beyond 35 MGD, with staff explaining that additional routes and system improvements would likely be necessary rather than relying solely on the westside meter station. Discussion also included the potential decertification of selected ETJ areas from the City's CCN to limit obligations to provide wastewater service in areas not currently planned for service or where capacity is constrained. Staff explained that decertification would allow the City greater flexibility to selectively provide service for future developments while protecting limited wastewater capacity. Staff noted that decertification of an area would not prevent the city from recertifying the area in the future. Committee members discussed the impact of future redevelopment and unknown development densities within the ETJ, noting that Fort Worth evaluates potential future flows beyond current zoning assumptions. Additional discussion addressed the feasibility of a city-owned wastewater treatment plant, with staff noting the significant operational, regulatory, staffing, and maintenance requirements associated with operating a treatment facility.

Committee members expressed support for continuing to evaluate CCN decertification options and moving forward with negotiations with Fort Worth regarding the additional 10 MGD capacity purchase anticipated in 2027.

B. **Receive a report, hold a discussion, and provide recommendations to the city council on Advanced Metering Infrastructure.** ***(Staff Contact: Brandi Rendon, Customer Service Manager)***

Brandi Rendon, Customer Service Manager, presented an update on the development of the City's Advanced Metering Infrastructure (AMI) Program, which is focused on improving the condition, accuracy, and reliability of the City's water meter infrastructure. Staff explained that while AMI is the long-term goal, the City's immediate priority is replacing aging and underperforming meters that have exceeded their service life. Burleson currently serves approximately 16,500 metered water connections, with the existing Automated Meter Reading (AMR) system requiring field personnel to manually collect readings over several business days. Staff noted the current system experiences missed readings, aging mechanical meter failures, and operational inefficiencies. Ameresco was hired in 2025 to evaluate the City's metering infrastructure and identify opportunities to restore meter accuracy, increase revenue, reduce operational costs, and modernize the system. Findings showed several meters had unsecured registers and aging equipment contributing to reduced accuracy. Staff stated an upgraded AMI system would provide near real-time data, leak detection capabilities, customer usage alerts, and improved operational efficiency through solid-state ultrasonic meters and long-range communications technology.

Discussion included potential funding options for the estimated $10-12 million project, including inclusion in the Capital Improvement Program, phased funding through the Water Fund, and pursuing grant opportunities such as programs through the Texas Water Development Board. Staff explained the project could be implemented in phases, with Phase 1 focused on replacing aging meters and Phase 2 addressing AMI communications infrastructure, software integration, and customer web portal deployment. Committee members discussed the operational benefits of ultrasonic meters, future communication network requirements, startup software costs, and impacts on water conservation efforts and future water rates. Staff noted that beginning in Fiscal Year 2027, the city will standardize all new and replacement meters to solid-state ultrasonic technology to support future AMI capabilities.

Committee members expressed support for the project and the phased implementation approach. Staff emphasized the item was informational only at this time and stated additional information, vendor input, final project costs, and future recommendations would be brought back to the committee during upcoming budget and infrastructure discussions.

5. REQUESTS FOR FUTURE AGENDA ITEMS OR REPORTS

- None.

6. **RECESS INTO EXECUTIVE SESSION**

In accordance with Chapter 551 of the Texas Government Code, the City Council may convene in Executive Session in the City Council Workroom in City Hall to conduct a closed meeting to discuss any item listed on this Agenda.

A. Pending or contemplated litigation or to seek the advice of the City Attorney pursuant to Section 551.071, Texas Government Code

- None.

7. ADJOURN

There being no further discussion Chair Dan McClendon adjourned the meeting.

Time: 10:43 a.m.

_____

Monica Solko
Deputy City Secretary

THE CITY OF BURLESON TEXAS

Department Memo

Infrastructure & Development Committee

DEPARTMENT: **Finance**

FROM: **Brandi Rendon, Customer Service Manager**

MEETING: **October 14, 2026**

SUBJECT:

Receive a report, hold a discussion, and provide recommendations to the city council on Advanced Metering Infrastructure. (*Staff Contact: Brandi Rendon, Customer Service Manager*)

STRATEGIC PRIORITY AND GOAL(S):

Strategic Priority	Strategic Goal
High Performing City Organization Providing Exceptional, People Focused Services	1.2 Continue to improve the efficiency and productivity of operations 1.3 Deliver high-quality service and communications to external and internal customers

SUMMARY:

The City Manager's Office has established an inter-departmental committee of staff focused on developing a recommendation regarding the development of an Advanced Meter Infrastructure (AMI) Program. This effort is focused on addressing the condition, accuracy, and reliability of the City's existing meter infrastructure while progressing toward the City's long-term AMI goal.

While AMI remains the long-term objective, the committee has identified that the most immediate and significant need is the replacement of aging and underperforming meters, many of which have reached or exceeded their expected service life. These conditions impact system accuracy, operational efficiency, and revenue visibility. Addressing these core infrastructure issues first provides the City with the strongest foundation for future AMI capabilities.

Today, the City's water usage data is collected through a manual, route-based process supported by a mix of aging meter infrastructure. Each service location is equipped with a meter and register. To collect usage data, staff are required to physically drive routes throughout the city, using laptops to collect meter data. Once collected, the data must be uploaded into meter software, downloaded, and then transferred into a separate system for billing and analysis.

Completing a full citywide read takes approximately eight business days and is divided into four routes each month. Due to inconsistencies such as missing reads or irregular usage, staff generate approximately 200 or more recheck work orders monthly, requiring additional field visits to perform hands-on validation of the data.

As part of the program evaluation, the city engaged Ameresco as an external vendor partner to conduct field surveys, meter testing, and system analysis. Ameresco staff worked directly onsite with City personnel to validate existing conditions and provide technical insight into system performance. This work confirmed that a significant portion of the City's meter infrastructure is beyond its expected service life and that current processes rely heavily on manual effort with limited system visibility. Field validation also confirmed that not all water usage is currently being captured, meaning portions of usage and associated revenue are not fully visible within existing processes.

Over the past 19 years, the city has experienced 65% growth, increasing from approximately 10,000 to over 16,500 service locations without a commensurate growth in staffing. As system demand has increased, staff have prioritized customer support, work orders, and reactive maintenance activities to maintain service levels. As a result, the number of planned meter replacements completed annually has been reduced. Improving meter accuracy through replacement ensures that all water usage is properly measured and billed, strengthening overall revenue capture.

RECOMMENDATION:

N/A

PRIOR ACTION/INPUT (Council, Boards, Citizens):

N/A

REFERENCE:

N/A

FISCAL IMPACT: N/A

Proposed Expenditure/Revenue:
Account Number(s):
Fund:
Account Description:
Procurement Method:

STAFF CONTACT:

Brandi Rendon

Customer Service Manager
brendon@burlesontx.com

THE CITY OF BURLESON TEXAS

Advanced Metering Infrastructure (AMI) Implementation Development - Update

October 14, 2026



Recap

- The City has initiated the development of an Advanced Meter Infrastructure (AMI) Program through an interdepartmental committee, focused on improving the condition, accuracy, and reliability of the City's meter infrastructure.
- While AMI remains the long-term goal, the most immediate need is the replacement of aging and underperforming meters that have reached or exceeded their expected service lives.
- Addressing these core infrastructure issues first provides the foundation for future AMI capabilities.

AMI Planning Committee Members

Department	Name
Utility Customer Service	Brandi Rendon
Utility Customer Service	Mandi Waybourn
Public Works – Water	Andy Jabben
Public Works – Admin	Errick Thompson
Public Works – Admin	Brandi Stigler
Finance	Kevin Hennessey
Finance	Jeremy McCann
Capital Engineering	Randy Morrison
IT	James Grommersch

Evolution of Meter Reading

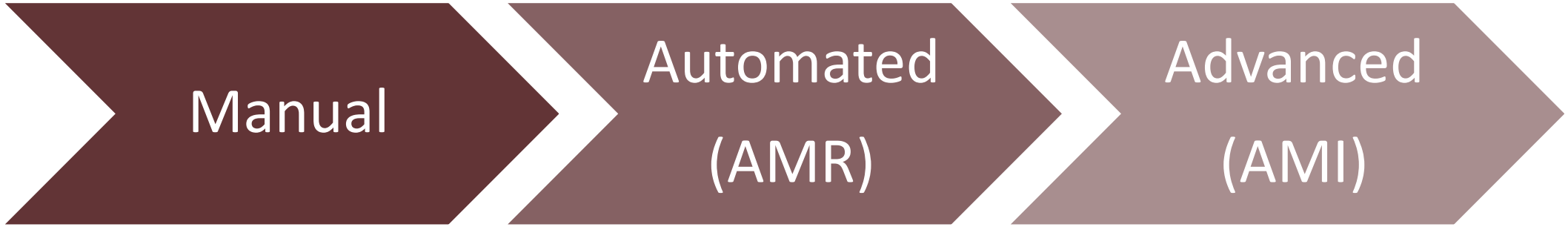

1855: Henry Worthington issued first patent in U.S. for water meter

1950s: Visual Readings Remotely (without entering building)

1980s: Radio Frequency Remote Readings

1990s: Fixed Frequency Radio Readings (cellular)

Current Operations

2000s: Two-way Communication Systems Deployed

Future State of Meters



Advanced Metering Infrastructure (AMI) system

- Eliminates the need for physical visits and vehicle-based meter reading by transmitting data over long ranges. (typically 0.5 to 5 miles)
- Sends readings to the cloud as frequently as every 15 minutes.
- Provides highly detailed water usage data, helping quickly identify and address leaks.
- Uses solid-state, ultrasonic meters for accurate and reliable measurement.
- Enhances customer access and communication through web portal, giving residents near real-time insight and greater control over their water usage.
- Allows customers to setup consumption alerts to notify them almost immediately of abnormal usage / potential problems.
- We will begin transitioning to this type of meter as soon as we receive our first shipment.

Project Scope

PHASE 1: ADDRESS METER AGING

- Replace meters currently beyond their recommended service life consistent with Water Conservation Plan
- Replace meters that are not AMI compatible
- Total of 12,787 meters to be replaced

PHASE 2: AMI IMPLEMENTATION

- Deploy Communication Infrastructure (monopoles and data collectors)
- Integrate system
- Deploy web portal for customers

Total cost: $9,407,810

Project Funding Options Under Consideration

Option 1

Fund project in full (one year) or in phases (multiple years) by including in the five-year Capital Improvement Plan.

Option 2

Fund the project over several years from working capital in the Water Fund.

- Replace a set number of meters each year to get all inventory up to date and AMI compatible (number of meters to be replaced and timeline would be determined based on approved funding for the multi-year program).

Option 3

Pursue a grant (or grants) to fund the entire project or portions of the project.

Option 4

May select individual components from Options 1, 2, and 3 and combine them in any desired configuration.

Option 1 – Capital Improvement Plan

Possibility:

Fund project in full (one year) or in phases (multiple years) by including in the five-year Capital Improvement Plan.

Result:

The proposed Capital Improvement Program has been updated to reflect the updated cost increases from Fort Worth, staff will continue to evaluate the impact of adding the AMI project on working capital and future utility rates.

Option 2 – Working Capital in Water Fund

Possibility:

Fund the project over several years from working capital in the Water Fund.

Replace a set number of meters each year to get all inventory up to date and AMI compatible (number of meters to be replaced and timeline would be determined based on approved funding for the multi-year program).

Result:

The fund balance over the five-year planning horizon supports a gradual increase in the budget for meter replacements but does not provide sufficient funding for an immediate, full-scale replacement project.

Option 3 – Grant

Possibility:

Pursue a grant (or grants) to fund the entire project or portions of the project.

Result:

The Texas Water Development Board (TWDB) grant application process is extensive and requires a significant amount of supporting documentation and reports, making it a time-intensive effort for staff to complete. Adequate time is needed to gather, prepare, and refine all required application materials.

After reviewing the application requirements and considering the low probability of receiving funding, the committee determined that we would not apply during the current funding cycle. Staff plans to begin the process earlier and conduct additional research on the opportunity to better position the organization for a potential application next year. We will also continue to explore other grant opportunities as they arise.

Option 4 – Customized Combination

Possibility:

Select and combine elements from Options 1, 2, and 3 to create a customized approach based on Council's priorities and direction.

Result:

Provides the flexibility to select individual components from the available options rather than choosing a single approach. This allows for any combination of Options 1 through 3 to be considered and incorporated into the final direction.

Next Steps

- The FY 2027 budget includes an additional $201,500 for advanced meter replacement.
- The City Manager's Office, Capital Engineering, and the Finance Department will continue to evaluate the AMI project as part of the City's ongoing five year operating and capital budget planning with a target completion timeframe of five to seven years.



Questions/ Comments

THE CITY OF BURLESON TEXAS

Department Memo

Infrastructure & Development Committee

DEPARTMENT: **Human Resources**

FROM: **Cheryl Marthiljohni, Director of Human Resources/ADA Coordinator**

MEETING: **October 14, 2026**

SUBJECT:

Receive a report, hold a discussion, and provide recommendations to the city council on the city's Americans with Disabilities Act (ADA) Self-Evaluation and Transition Plan. *(Staff Contact: Cheryl Marthiljohni, Director of Human Resources)*

STRATEGIC PRIORITY AND GOAL(S):

Strategic Priority	Strategic Goal
High Performing City Organization Providing Exceptional, People Focused Services	1.2 Continue to improve the efficiency and productivity of operations 1.3 Deliver high-quality service and communications to external and internal customers

SUMMARY:

Staff along with engineering planning and design consultants, Kimley-Horn, began work in October 2025 to develop the city's Americans with Disabilities Act (ADA) Self-Evaluation and Transition Plan.

Title II of the Americans with Disabilities Act (ADA) mandates that state and local governments with 50 or more employees make all programs, services, and activities accessible to people with disabilities.

A city must have an ADA Transition Plan to identify and remove barriers in its programs, services, and facilities, and to document how and when the city will do so. This ensures equal participation for people with disabilities and supports long-term fiscal and community benefits. An ADA Transition plan also protects the city from legal liability.

The goals and objectives when developing the plan were: (1) improve accessibility and connectivity for all citizens, (2) encourage participation from public and disabled community, (3) educate city staff and the public on the requirements of the ADA; and (4) develop a comprehensive list of accessibility barriers.

In August 2026, Kimley-Horn, provided a draft plan for staff to review and provide input. On September 24th, the draft plan was presented to the Advisory Committee on People with Disabilities for additional input. Council adoption of the plan is scheduled at the regular council meeting on October 19th, 2026.

RECOMMENDATION:

N/A

PRIOR ACTION/INPUT (Council, Boards, Citizens):

- September 24, 2026 – Advisory Committee on People with Disabilities
- May 27, 2026 – Advisory Committee on People with Disabilities
- January 15, 2026 – Advisory Committee on People with Disabilities
- September 15, 2025 – Council meeting. CSO#5927-09-2025, professional service agreement with Kimley-Horn and Associates, Inc. for development of an Americans with Disabilities Act Transition Plan in the amount of $475,000.

REFERENCE:

N/A

FISCAL IMPACT:

N/A

STAFF CONTACT:

Cheryl Marthiljohni
Director of Human Resources/ADA Coordinator
cmarthiljohni@burlesontx.com
817-426-9641

City of Burleson
ADA Transition Plan Update

Infrastructure & Development Committee Meeting

October 14, 2026

THE CITY OF BURLESON TEXAS

Agenda

- Project Background and Major Task Overview
- Programmatic and Facility Review Observations
- Transition Plan Development
- ADA Advisory Committee and Public Input Summary
- Staff Training
- Transition Plan Delivery, Review, and Plan for Adoption

Goals and Objectives

ADA TP

- Improve accessibility and connectivity for all citizens
- Encourage participation from public and disabled community
- Educate City staff and the public on the requirements of the ADA
- Develop a comprehensive list of accessibility barriers

ADA Legal Background

- Architectural Barriers Act (ABA) of 1968
- Rehabilitation Act of 1973
  - Section 504 (49 CFR Part 27)
- Civil Rights Restoration Act of 1987
- Americans with Disabilities Act (ADA) of 1990
  - Title II Regulations (28 CFR Part 35)
- Elimination of Architectural Barriers
  - Texas Statute in Government Code, Chapter 469
  - Texas Department of Licensing and Regulation (TDLR)

ADA Self-Evaluation and Transition Plan

Major Task Overview

- Services, Policies, Practices, Programs, and Activities (Programmatic) Review
- Facilities and Public Rights-of-Way Review
- Transition Plan Update
- Public Outreach
- Staff Training

Programmatic Review

- Websites and documents identified during the inventory were evaluated for compliance with Title II of the ADA.
- In the Transition Plan Services, Policies, and Practices Review Section, items that were identified as either necessary to meet the Title II Requirements or could support compliance have been identified.
- The associated Title II Regulation, as well as some online resources that might be helpful in meeting the requirements, were provided in the Transition Plan Appendix as well as a stand-alone Excel file.
- **City staff have taken action to begin updating and applying Citywide**

Programmatic Review

Transition Plan Section and Number	Item Type
4.1.6	ADA/504 Assurance
4.1.7	Non-Discrimination Language for Non-Federal Contracts
4.1.8	Retaliation and Coercion Policies
4.1.9	Reasonable Modification Request Policy, Procedure, and Form
4.1.10	Effective Communication Policy, Procedure, and Form
4.1.11	Alternate Format Policy, Procedure, and Form
4.1.12	Disclaimer Statement for Third-Party Links
4.1.13	Service Animal Guidance/Policy
4.1.14	Other Power-Driven Mobility Devices (OPMDs) Guidance/Policy
4.1.15	Event Planning Guidance/Policy/Checklist
4.1.16	Emergency Management Documents
4.1.17	Design Standards and Ordinances
4.1.18	Other Programs, Services, and Activities

Facilities Review

Buildings, Parks, Public Rights-of-Way and Paved Trails

Facilities Evaluation Completed

- Kimley-Horn collected facilities:
  - 17 Buildings and Parking Lots
  - 21 Parks and Parking Lots
- Daxbot collected facilities:
  - 25 Signalized Intersections (all that are City-owned or maintained, others within City limits are along TxDOT corridors)
  - 235 linear miles of Sidewalk Corridors and Paved Trails
    - PROW Sidewalks = 219 miles (approx.)
    - Park Sidewalks = 9 miles (approx.)
    - Shared Use or Paved Trails = 7 miles (approx.)
  - Unsignalized intersections, driveways, and alleys
    - Includes curb ramps, pedestrian street crossings

Evaluated Buildings

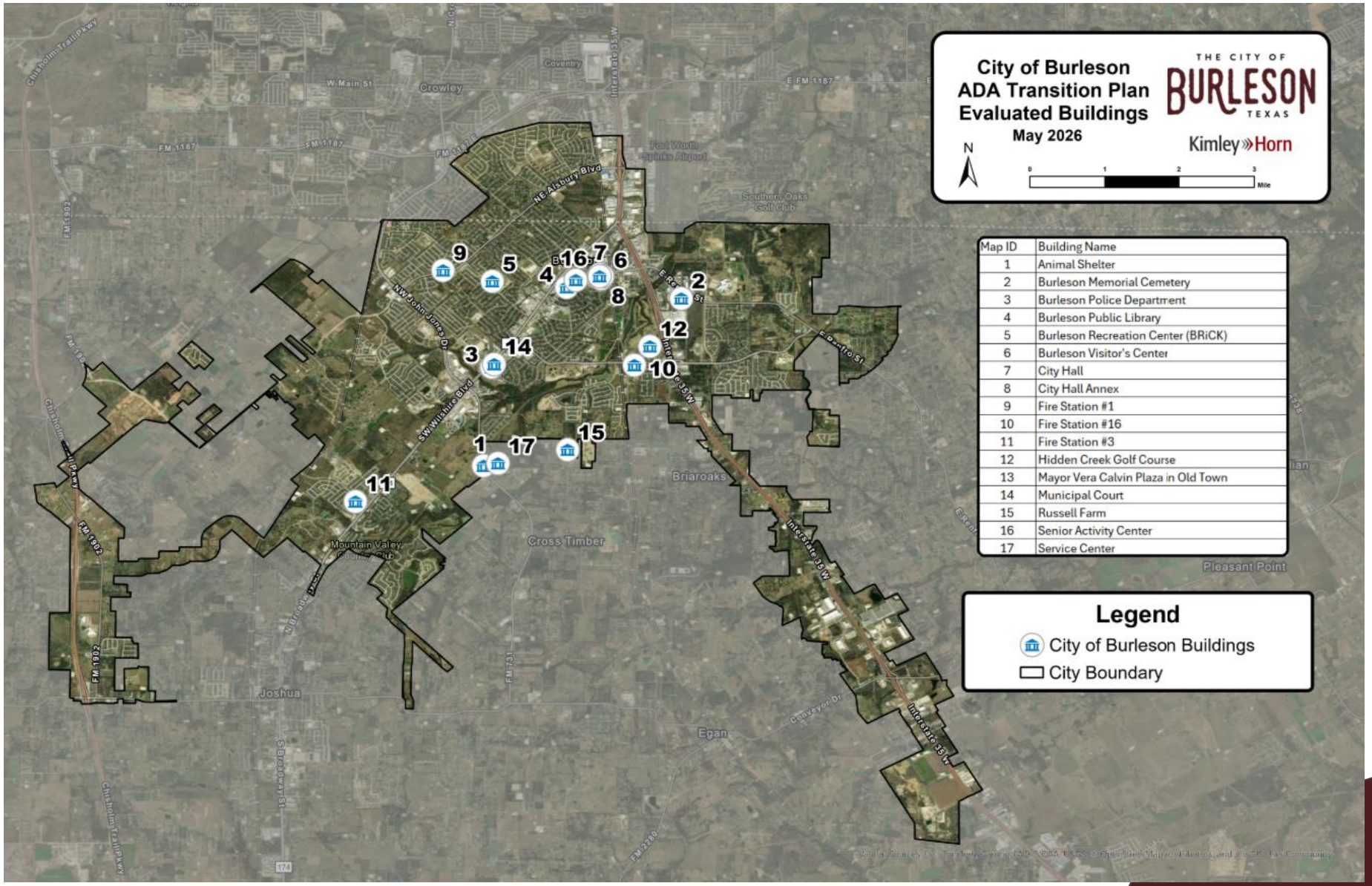

Observations – Buildings

Most common observations:

- Doors close too quickly and exceed the maximum allowable opening force
- Accessible path of travel has cross slopes greater than 2%
- Wall signs incorrectly located or non-compliant
- Elements out of reach range

Example Observation – Buildings



ELEMENTS OUT OF REACH

(Operable part 48 in maximum from floor)

CITY HALL ANNEX

Evaluated Parks

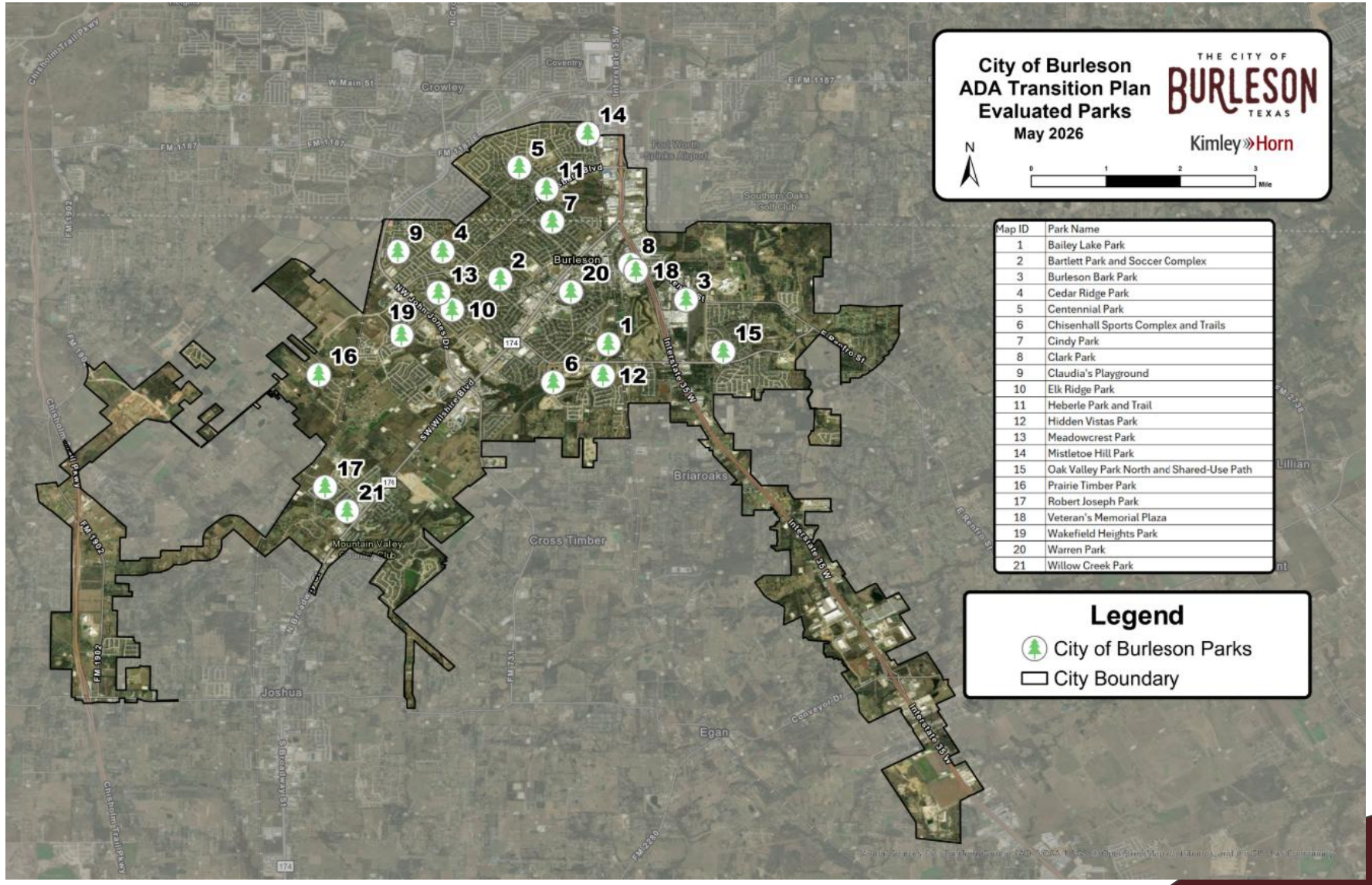

Observations – Parks

Most common observations:

- Elements out of reach range
- Accessible route or clear floor space not provided
- Non-compliant restrooms and restroom accessories
- Walkway contains cracking, sinking, heaving
- Non-compliant drinking fountains

Example Observation – Parks



NON-INSULATED PIPES

(Lavatory pipes shall be insulated to protect against contact)

MEADOWCREST PARK

Evaluated Public Rights-of-Way, Paved Trails and Trails within City Parks

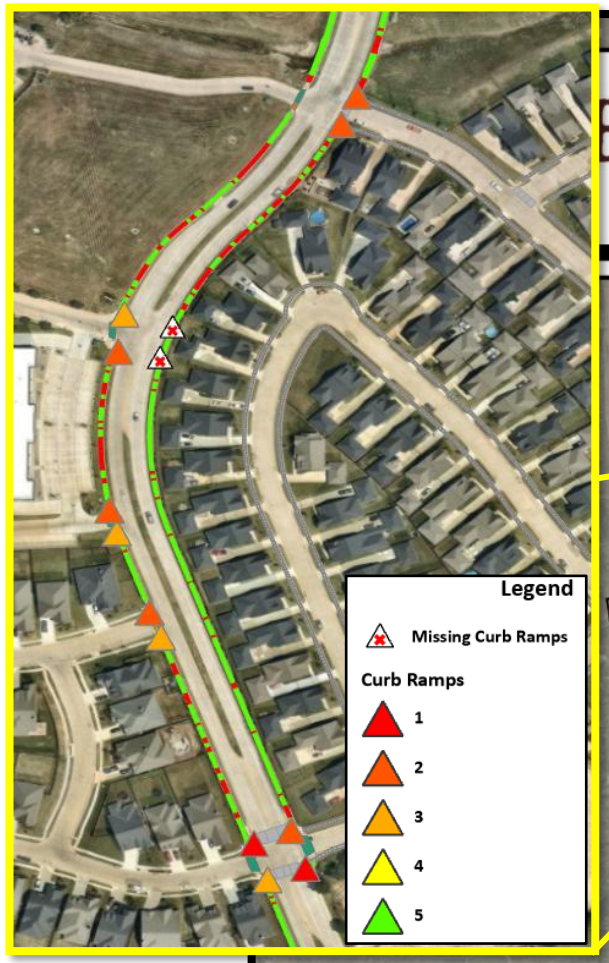

THE CITY OF BURLESON TEXAS

Observations – PROW Daxbot Data

Most common observations:

- Excessive cross slopes across sidewalks, curb ramps and driveways (> 2.1%)
- Non-compliant sidewalk width (< 48 in)
- Missing or non-contrasting DWS on curb ramps
- Sidewalk with vertical displacement greater than ¼ in (issues contain cracking, heaving or sinking of concrete panels)
- Crosswalk has worn or missing striping

Example Observation – PROW Daxbot Data



EXCESSIVE CROSS SLOPE AND TRIPPING HAZARD IN SIDEWALK PANELS

(Sidewalk with Vertical Displacement greater than ¼ in are non-compliant)

Transition Plan Development



Barrier Prioritization and Scoring



Improvement Costs



Develop Implementation Schedule

Prioritization

- Each facility type has a different set of parameters outlining the impact of barriers to access to establish barrier-based prioritization for improvements, providing a **severity score**.
- Each element was given an **activity score** based on its proximity to common pedestrian generators, with activity scores calculated for each intersection and sidewalk corridor based on a variety of factors.
- An aggregate **composite score** was then developed from the severity and activity score.

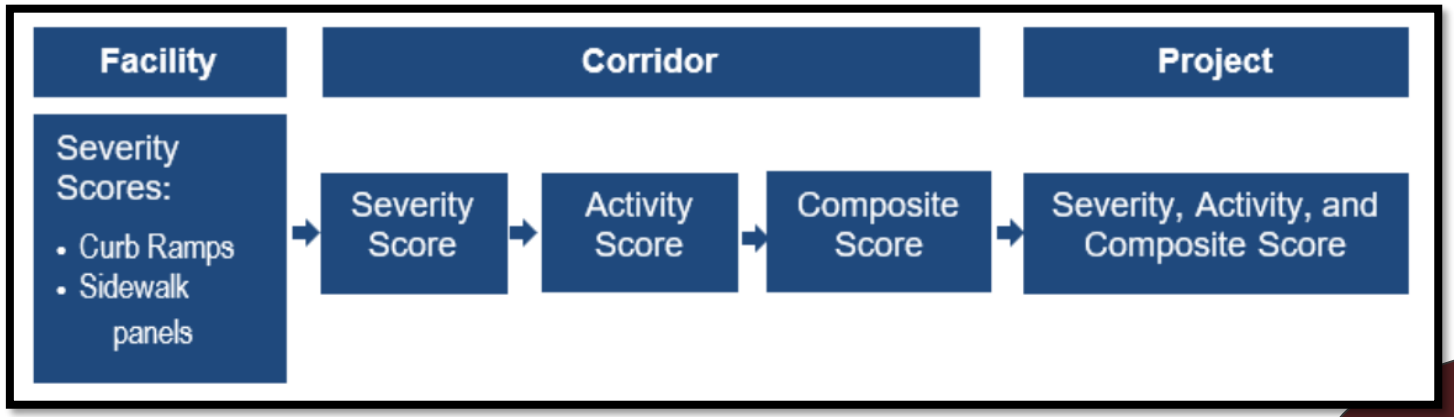

Facility Reports – Buildings & Parks

Site Accessibility Evaluation



Animal Shelter
775 SE John Jones Dr
Burleson, TX 76028
Accessibility Evaluation
Inspection Date: 01/13/2026

Prepared By

Kimley»Horn

(817) 335 - 6511
kimley-horn.com

Animal Shelter - 775 SE John Jones Dr Burleson, TX 76028

Interior Elements: 420 - Corridors

Barrier: 11

Braille on wall sign is damaged and/or missing.

Letters and numerals shall be raised 1/32 in, upper case, sans serif or simple serif type and shall be accompanied with Grade 2 Braille. Raised characters shall be at least 5/8 in (16 mm) high, but no higher than 2 in (50 mm). Pictograms shall be accompanied by the equivalent verbal description placed directly below the pictogram. The border dimension of the pictogram shall be 6 in (152 mm) minimum in height.

Citation:

1991 ADAS Section: 4.30.4

Conceptual Budget Estimate:

$300.00

Possible Solution:
Remove and install compliant sign.

Barrier Priority:
Priority 1 (1):





Kimley-Horn *kimley-horn.com* *20 of 45*
(817) 335 - 6511 Powered by BlueDAG

Warren Park - 301 SW Johnson Ave Burleson, TX 76028

Interior Elements: Men's Restroom

Barrier: 34

The top rim of the lavatory is too high.

All lavatories that are designated to be accessible shall be a minimum 17 inches in horizontal depth and mounted with the rim or counter edge no higher than 34 inches above the finished floor.

Citation:

1991 ADAS Section: 4.19.2

Conceptual Budget Estimate:

$2,700.00

Possible Solution:
Lower sink to compliant height.

Barrier Priority:
Priority 3 (3):



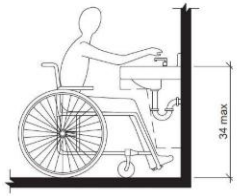

Kimley-Horn *kimley-horn.com* *49 of 61*
(817) 335 - 6511 Powered by BlueDAG

Facility Reports – PROW corridors

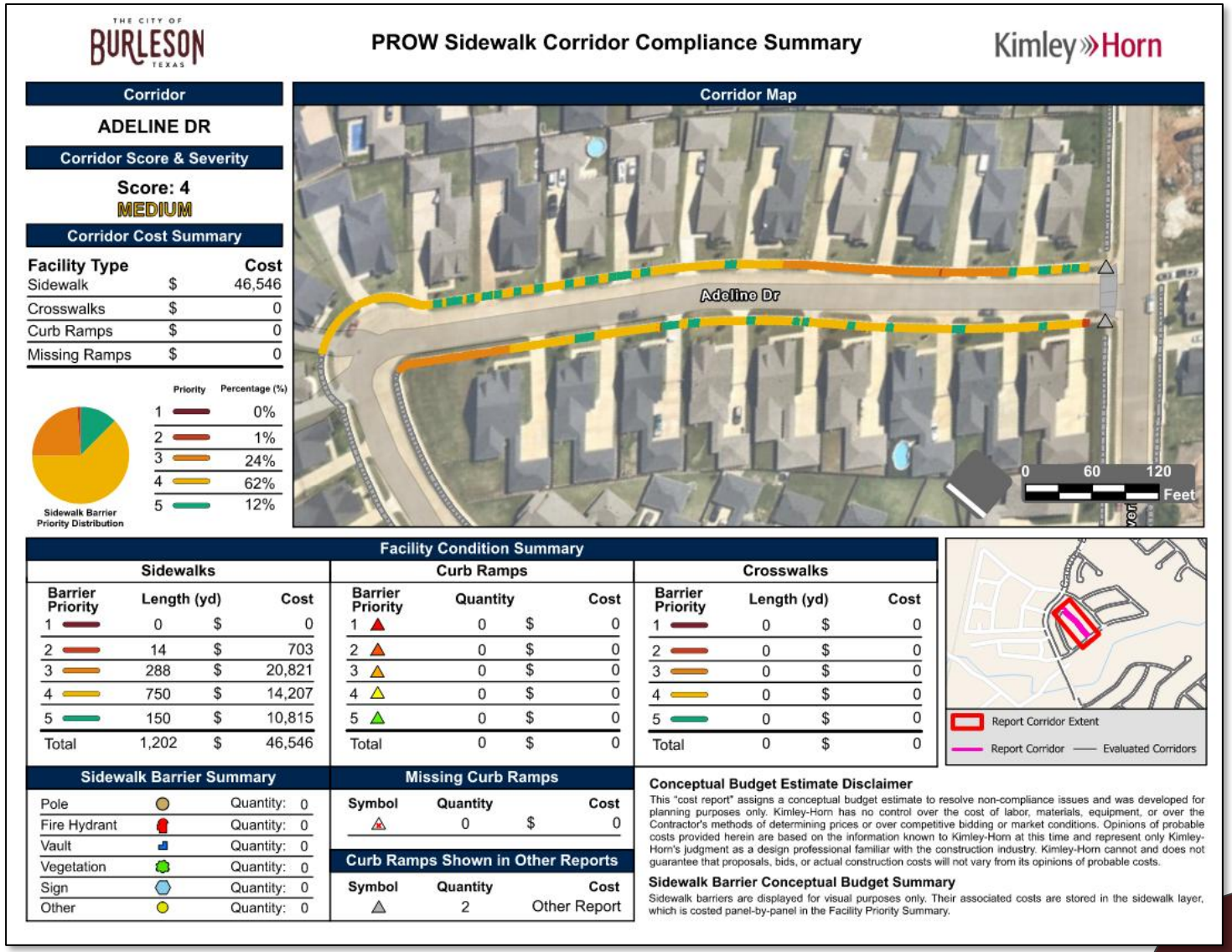

THE CITY OF BURLESON TEXAS

PROW Sidewalk Corridor Compliance Summary

Kimley»Horn

Corridor

ADELINE DR

Corridor Score & Severity

Score: 4
MEDIUM

Corridor Cost Summary

Facility Type		Cost
Sidewalk	$	46,546
Crosswalks	$	0
Curb Ramps	$	0
Missing Ramps	$	0

Sidewalk Barrier Priority Distribution

Priority	Percentage (%)
1	0%
2	1%
3	24%
4	62%
5	12%

Corridor Map

Facility Condition Summary

Sidewalks

Barrier Priority	Length (yd)		Cost
1	0	$	0
2	14	$	703
3	288	$	20,821
4	750	$	14,207
5	150	$	10,815
Total	1,202	$	46,546

Curb Ramps

Barrier Priority	Quantity		Cost
1	0	$	0
2	0	$	0
3	0	$	0
4	0	$	0
5	0	$	0
Total	0	$	0

Crosswalks

Barrier Priority	Length (yd)		Cost
1	0	$	0
2	0	$	0
3	0	$	0
4	0	$	0
5	0	$	0
Total	0	$	0

Sidewalk Barrier Summary

Pole	Quantity:	0
Fire Hydrant	Quantity:	0
Vault	Quantity:	0
Vegetation	Quantity:	0
Sign	Quantity:	0
Other	Quantity:	0

Missing Curb Ramps

Symbol	Quantity		Cost
	0	$	0

Curb Ramps Shown in Other Reports

Symbol	Quantity	Cost
	2	Other Report

Conceptual Budget Estimate Disclaimer

This "cost report" assigns a conceptual budget estimate to resolve non-compliance issues and was developed for planning purposes only. Kimley-Horn has no control over the cost of labor, materials, equipment, or over the Contractor's methods of determining prices or over competitive bidding or market conditions. Opinions of probable costs provided herein are based on the information known to Kimley-Horn at this time and represent only Kimley-Horn's judgment as a design professional familiar with the construction industry. Kimley-Horn cannot and does not guarantee that proposals, bids, or actual construction costs will not vary from its opinions of probable costs.

Sidewalk Barrier Conceptual Budget Summary

Sidewalk barriers are displayed for visual purposes only. Their associated costs are stored in the sidewalk layer, which is costed panel-by-panel in the Facility Priority Summary.

ADA Advisory Committee and Public Input Summary

The online survey and web map were open to the ADA Advisory Committee and public for feedback from June 15-July 17. The webpage garnered 994 views and 159 contributions. With a spike in visits and contributions on July 14, following an additional City of Burleson Facebook post.

Feedback received from this Committee throughout the project was included with the survey and mapping tools

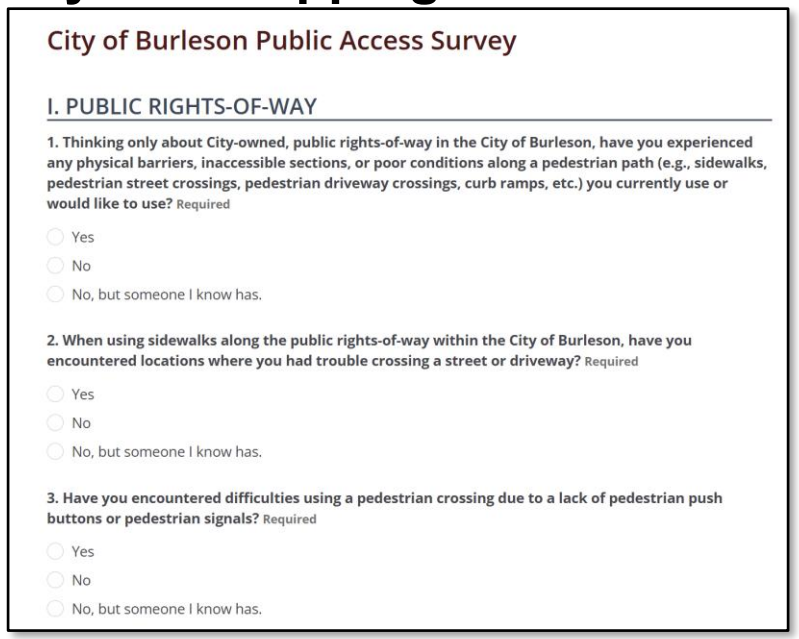

City of Burleson Public Access Survey

I. PUBLIC RIGHTS-OF-WAY

1. Thinking only about City-owned, public rights-of-way in the City of Burleson, have you experienced any physical barriers, inaccessible sections, or poor conditions along a pedestrian path (e.g., sidewalks, pedestrian street crossings, pedestrian driveway crossings, curb ramps, etc.) you currently use or would like to use? Required

- Yes
- No
- No, but someone I know has.

2. When using sidewalks along the public rights-of-way within the City of Burleson, have you encountered locations where you had trouble crossing a street or driveway? Required

- Yes
- No
- No, but someone I know has.

3. Have you encountered difficulties using a pedestrian crossing due to a lack of pedestrian push buttons or pedestrian signals? Required

- Yes
- No
- No, but someone I know has.

Online Survey

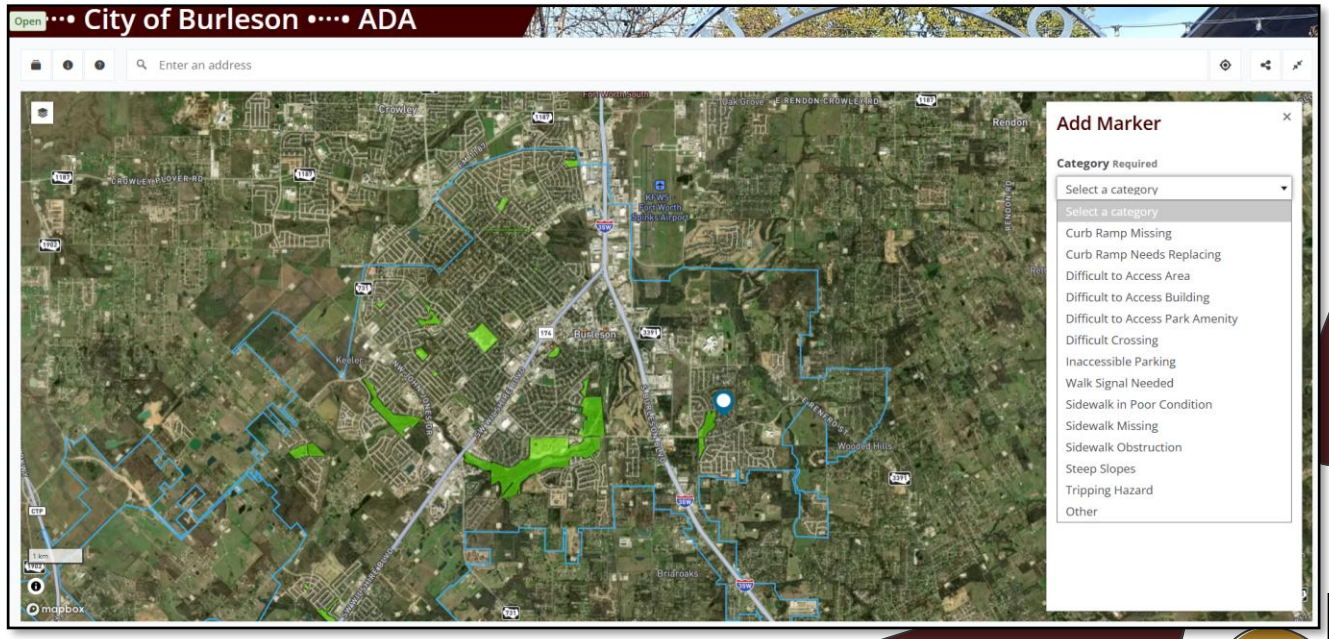

Online Mapping Tool

ADA Advisory Committee and Public Input Summary

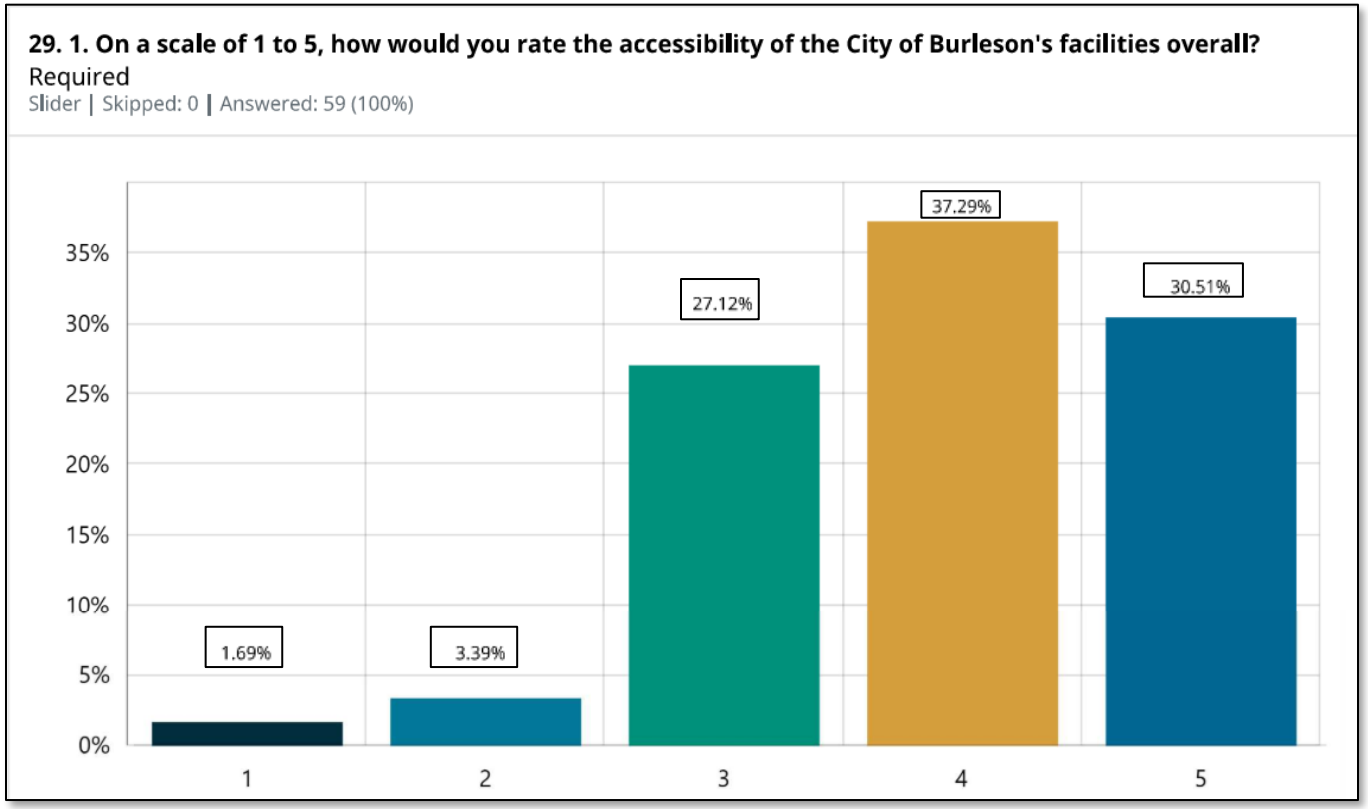

The online survey garnered a total of **59** responses:

- 75% responded positively when asked about barriers in Public-Rights-of-Way
- 85% responded positively when asked about programmatic barriers
- 83% of respondents believe the City is accommodating of persons with disabilities
- Most visited public facilities included the BRiCk and the Library

ADA Advisory Committee and Public Input Summary

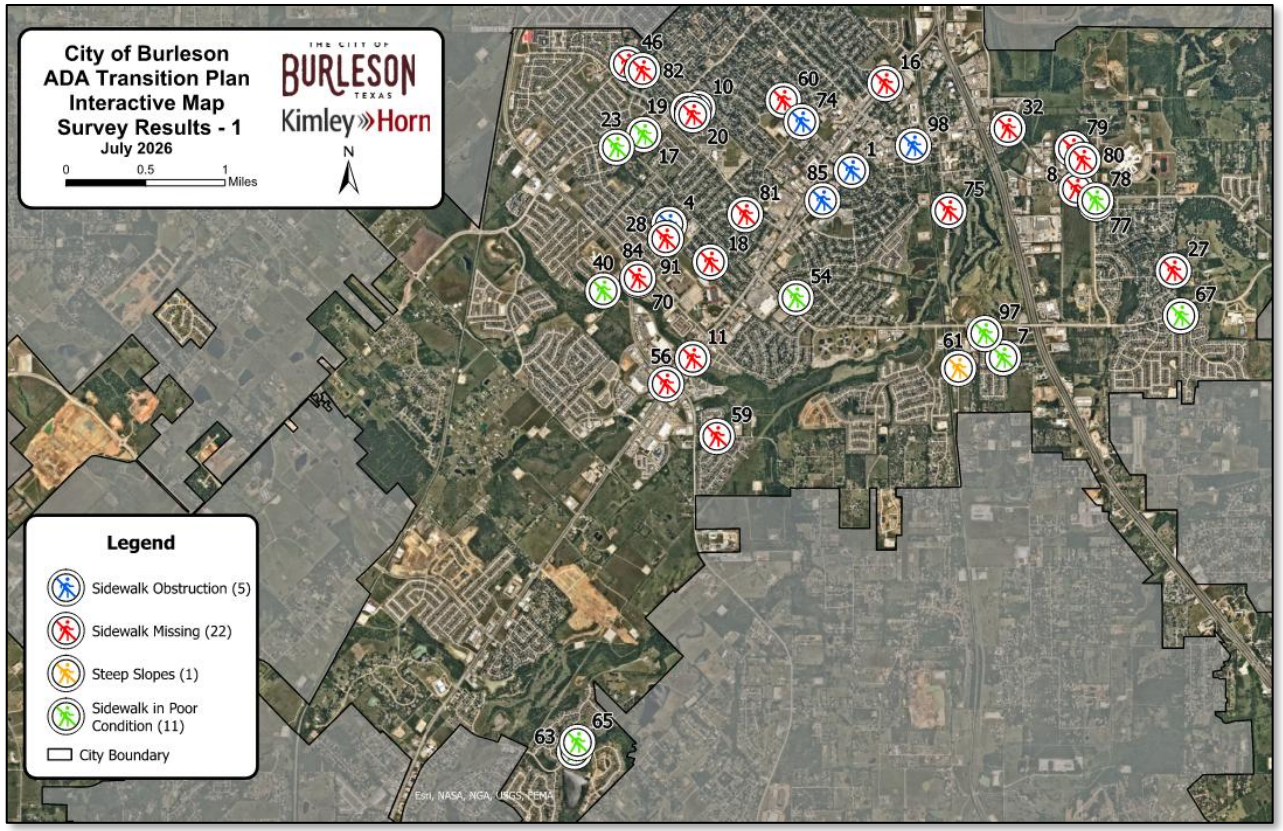

Map 1 of 3 (located in Transition Plan Appendix A)

The online map garnered a total of **96** responses:

- 39 respondents communicated issues with sidewalks in poor condition, missing sidewalks, steep slopes, or an obstruction present
- 34 respondents communicated an issue with curb ramps, crossing conditions, tripping hazards, or missing walk signals
- 23 respondents communicated an issue with difficulty accessing public areas, public buildings, or other issues
- ADA Advisory Committee noted praise for DWS providing aid to visually impaired residents. They requested that repair and installation continue to be a City priority.

Staff Training

- 2 hours in office, 2 hours in field each day

- June 18– **2010 Americans with Disabilities Act (ADA) Accessibility Standards Training** (23 City Staff in attendance)

- June 25– **2023 Public Right-of-Way Accessibility Guidelines Final Rule Training** (25 City Staff in attendance)

- Staff Training equips City staff to independently identify, measure, and document accessibility deficiencies using a consistent methodology, so evaluations can be repeated in-house over time. This Transition Plan is a “living” document – the data reflects conditions at a point in time, and City staff can update it when barriers are remediated, or new facilities are constructed.

Transition Plan

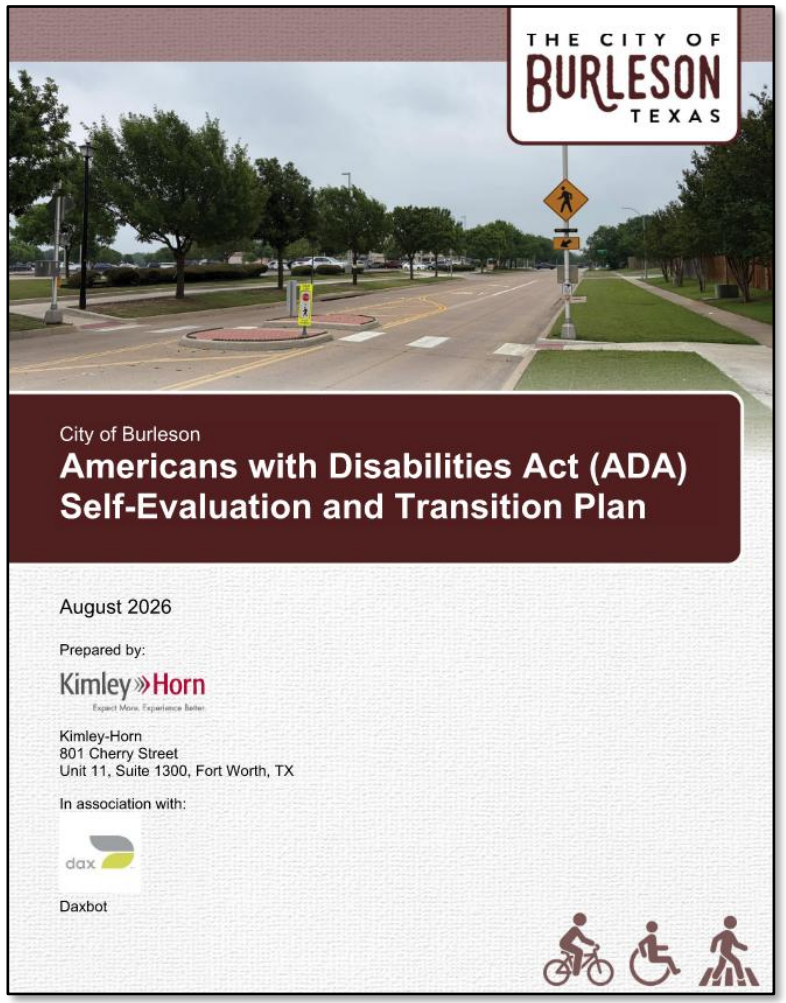

- ADA Self-Evaluation and Transition Plan
- Appendix
  - Public Outreach
  - Programmatic Review
  - Facility Maps
  - ADA Action Log
- Database
  - Geodatabase
  - Shapefiles
  - Data Definitions
- Facility Reports (PDF)
- Facility Photos

Conceptual Budget Estimates

- All non-compliant elements have been assigned a conceptual budget estimate for replacement
- Sidewalk and curb ramp conceptual budget estimates assume removal and replacement of existing non-compliant facilities
- Estimates use the unit prices shown, in 2026 dollars, excluding engineering/design, construction, and contingency costs

Item Description	Unit	Unit Price
Remove concrete sidewalk	SY	$35
Install concrete sidewalk	SY	$95
Install curb ramp	EA	$6,500
Remove push buttons	EA	$300
Install APS push buttons	EA	$4,500
Relocate push buttons	EA	$1,800
Install pedestrian pole	EA	$2,500
Install pedestrian head	EA	$3,200
Install PB sign	EA	$250
Install detectable warnings	EA	$450
Remove obstruction	EA	$1,200
Remove temporary obstruction	EA	$300
Remove PB sign	EA	$150
Small curb ramp replacement	EA	$5,500
Medium curb ramp replacement	EA	$7,000
Large curb ramp replacement	EA	$8,500
Install or replace sign assembly	EA	$500
Remove and prepare crosswalk pavement	SY	$75
Reconstruct and pave crosswalk surface	SY	$140
Restripe crosswalk	LF	$35
Fix curb ramp transition to roadway	EA	$2,000
Remove crosswalk striping	LF	$10

Conceptual Budget Estimates

City-Owned Facility Type	Total*
Buildings	$536,300
Parks	$497,000
Public Rights-of-Way Sidewalk	$60,778,500
Public Rights-of-Way Pedestrian Signals	$142,600
Public Rights-of-Way Signalized and Unsignalized Curb Ramps	$16,281,500
Public Rights-of-Way Missing Curb Ramps	$4,298,000
Public Rights-of-Way Crosswalk	$2,850,000
Public Rights-of-Way Access Barriers	$92,100
Railroad Crossings	$659,800
City Totals	**$86,136,000**

- **The City recommends a 25-year implementation timeframe.**
- **The conceptual estimated budget of $86M is not a sum that is due today; it will occur over at least 25 years and is roughly $3.5M-$4M when annualized.**
- **There are projects in the CIP that overlap and likely will address removal of some barriers listed in the TP.**
- **Note: ADA Advisory Committee input on the ideal timeframe ranged from 6-7 years to 30 years.**

Transition Plan

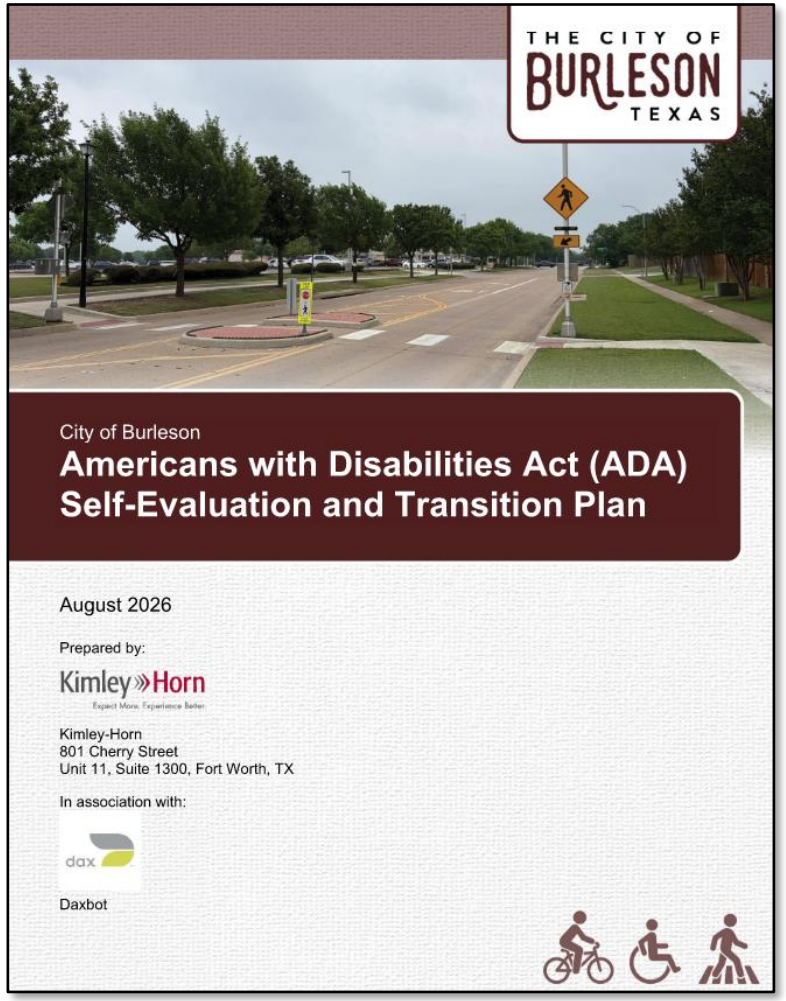

- The Transition Plan was developed to ensure the City of Burleson meets all state and federal legal requirements for ensuring accessibility for public programs and facilities.
- It is intended to be a living document that guides ongoing planning, funding, and implementing actions to address deficiencies noted.
- Draft Transition Plan delivered to City staff in August. Working with City staff to finalize deliverables through October.
- Requesting Council Adoption to approve the plan, allowing City staff to plan progress on accessibility improvements and integrate them into the City's capital and ongoing pedestrian improvement projects.

Questions/Discussion

THE CITY OF BURLESON TEXAS

Buildings

Location Name	Property Address
City Hall	141 W Renfro Street
City Hall Annex	141 W Renfro Street
Senior Activity Center	216 SW Johnson Avenue
Library	248 SW Johnson Avenue
Burleson Visitors Center	124 W Ellison Street
Animal Shelter	775 SE John Jones Drive
Municipal Court	1131 SW Wilshire Boulevard
Burleson Recreation Center (BRiCk)	550 NW Summercrest Boulevard
Mayor Vera Calvin Plaza in Old Town	141 W Renfro Street

Buildings

Location Name	Property Address
Burleson Memorial Cemetery	580 Memorial Plaza
Hidden Creek Golf Course	555 E Hidden Creek Parkway
Russell Farm	405 W County Road 714
Service Center	725 SE John Jones Road
Fire Station #3	245 Lakewood Drive
Fire Station #16	250 E Hidden Creek Parkway
Fire Station #1	828 SW Alsbury Blvd
Police Department (Exterior Only)	1161 SW Wilshire Blvd

Parks

Location Name	Property Address
Bailey Lake Park	280 W Hidden Creek Parkway
Bartlett Park and Soccer Complex	550 NW Summercrest Boulevard
Warren Park	301 SW Johnson Avenue
Chisenhall Sports Complex and Trails	500 W Hidden Creek Parkway
Centennial Park	308 NE McAlister Road
Burleson Bark Park	616 Memorial Plaza
Meadowcrest Park	1050 Barracuda Drive
Mistletoe Hill Park	960 NE McAlister Road
Oak Valley Park North & Shared-Use Path	804 Parkridge Boulevard
Cedar Ridge Park	716 Cumberland Drive
Cindy Park	205 NE Cindy Lane

Parks

Location Name	Property Address
Clark Park	124 N Clark Street
Claudia's Playground	933 West Bend Boulevard
Elk Ridge Park	1016 Dorsey Street
Heberle Park and Trail	812 Tyler Court
Hidden Vistas Park	950 Hidden Vistas Boulevard
Prairie Timber Park	801 Prairie Timber Road
Robert Joseph Park	2780 Greenridge Drive
Veterans Memorial Park	298 E Renfro Street
Wakefield Heights Park	704 Elizabeth Drive
Willow Creek Park	151 Hawks Ridge Trail

Barrier Prioritization

- Each facility type has a different set of parameters outlining the impact of barriers to access to establish barrier-based prioritization for improvements.

TABLE 4. BARRIER PRIORITIZATION FACTORS FOR PEDESTRIAN SIGNALS

Barrier Priority	Criteria
1 (highest)	Existing pedestrian signal with any of the following conditions: ▶ Button is missing ▶ Signal head is missing
2	Existing pedestrian signal with any of the following conditions: ▶ Button clear floor width < 30 in ▶ Button clear floor length < 48 in ▶ Button clear floor running Slope) > 5% ▶ Button clear floor cross Slope) > 2.1% ▶ Both button crosswalk edge distance > 60 in and button curb edge distance > 120 in
3	Existing pedestrian signal with any of the following conditions: ▶ Button height > 48 in ▶ Button is not parallel to crosswalk ▶ Button crosswalk edge distance > 60 in ▶ Button curb edge distance > 120 in
4	▶ Pedestrian head does not show countdown ▶ Not PROWAG compliant
5 (lowest)	All other pedestrian signals not prioritized above

Activity Scoring

- Each element was given an activity score based on its proximity to common pedestrian generators
- Activity scores were calculated for each intersection and sidewalk corridor based on a variety of factors, including
  - **ADA Advisory Committee and Public Input**
  - Proximity to common pedestrian generators, such as parks, public or government buildings, and schools.

SCORING MATRIX - LOCATION EVALUATION CRITERIA

a) Government Buildings

Grade	Proximity	Value	Weight
A	1,000 feet	1	15
B	1,000 - 2,000 feet	0.7	
C	2,000 - 3,500 feet	0.4	
D	3,500 - 5,000 feet	0.1	
F	> 5,000 feet	0	

b) Transit/Bus Stops

Grade	Proximity	Value	Weight
A	1,000 feet	1	10
B	1,000 - 2,000 feet	0.7	
C	2,000 - 3,500 feet	0.4	
D	3,500 - 5,000 feet	0.1	
F	> 5,000 feet	0	

c) Hospitals & Medical Centers

Grade	Proximity	Value	Weight
A	1,000 feet	1	5
B	1,000 - 2,000 feet	0.7	
C	2,000 - 3,500 feet	0.4	
D	3,500 - 5,000 feet	0.1	
F	> 5,000 feet	0	

d) Road Classification

Grade	Classification	Value	Weight
A	Principal Arterial	1	5
B	Minor Arterial	0.7	
C	Collector	0.4	
D	Local	0.1	
F	Private: Cul-De-Sacs/Roads/Dead Ends	0	

e) Schools

Grade	Proximity	Value	Weight
A	1,000 feet	1	10
B	1,000 - 2,000 feet	0.7	
C	2,000 - 3,500 feet	0.4	
D	3,500 - 5,000 feet	0.1	
F	> 5,000 feet	0	

f) Grocery Stores

Grade	Proximity	Value	Weight
A	1,000 feet	1	5
B	1,000 - 2,000 feet	0.7	
C	2,000 - 3,500 feet	0.4	
D	3,500 - 5,000 feet	0.1	
F	> 5,000 feet	0	

g) Parks & Trails

Grade	Proximity	Value	Weight
A	1,000 feet	1	10
B	1,000 - 2,000 feet	0.7	
C	2,000 - 3,500 feet	0.4	
D	3,500 - 5,000 feet	0.1	
F	> 5,000 feet	0	

h) Public Comment

Grade	Mention	Value	Weight
A	Disabled Person or Group	1	15
B	More than 5 comments from different individials about same loca	0.7	
C	Request from one person	0.4	
D	Aesthetic/Cosmetic	0.1	
F	No comments	0	

i) Libraries/Community Centers/Churches

Grade	Proximity	Value	Weight
A	1,000 feet	1	10
B	1,000 - 2,000 feet	0.7	
C	2,000 - 3,500 feet	0.4	
D	3,500 - 5,000 feet	0.1	
F	> 5,000 feet	0	

j) Social Vulnerability Index

Grade	Percentile	Value	Weight
A	>80th Percentile	1	15
B	60th-80th Percentile	0.7	
C	40th-60th Percentile	0.4	
D	20th-40th Percentile	0.1	
F	<20th Percentile	0	

***The criteria listed in the scoring matrix is in no specific order**

Composite Scoring

- These two scores are then aggregated, and the overall score provides City staff corridors for consideration when developing the implementation plan for the proposed improvements.

***Example** Project Prioritization Scoring*

To determine final project prioritization, a facility must first be evaluated for severity score, followed by activity score. For example, Adeline Drive is comprised of 292 individual segments, allowing independent assessment of existing conditions depending on the facility type (such as curb ramps, sidewalk panels, or traffic signal push buttons). Adeline Drive's corridor was first assessed for sidewalk severity score using **Tables 5** and **6**, which produced an average score of 77.2. Next, the corridor was evaluated for activity score based on **Table 9**, resulting in an average score of 33.0. The average of the two scores generated a composite score of 55.1. Adeline Drive was categorized as Medium, as the project composite score was between 40 and 60 (see **Project's GIS database package**).

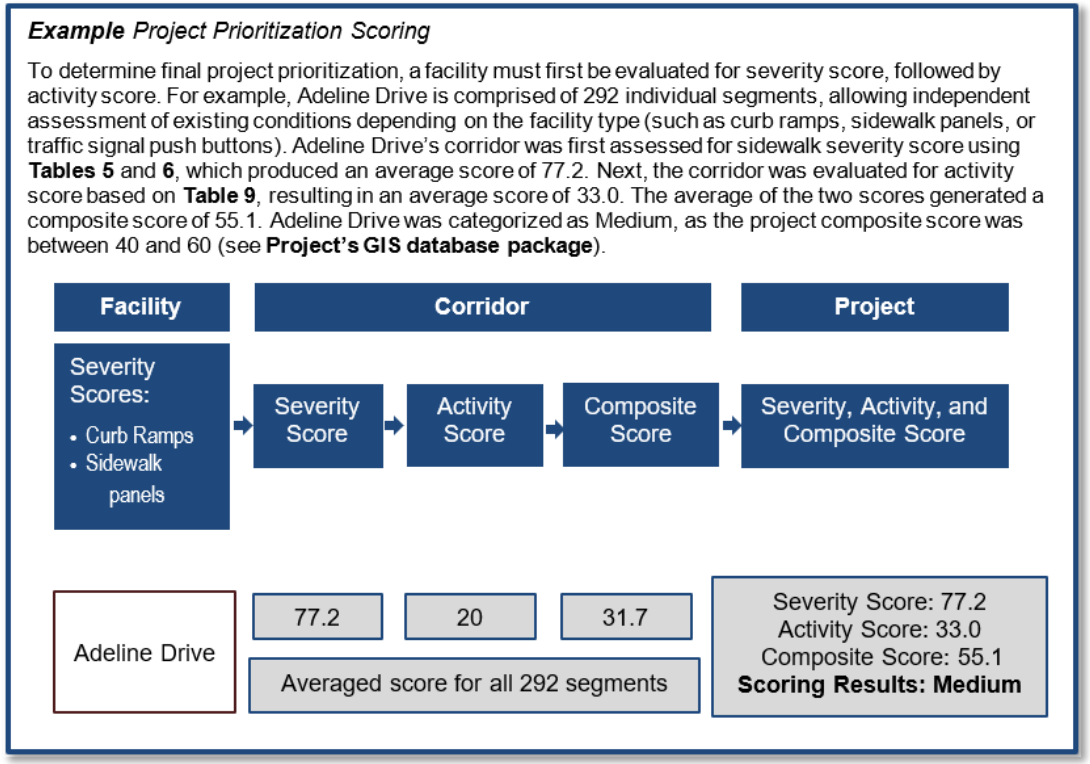

Facility Reports – Pedestrian signals

THE CITY OF BURLESON TEXAS

Pedestrian Signal Compliance Summary

Kimley»Horn

Location

NE Alsbury Blvd & Heberle Dr

Signal Map



Conceptual Budget Estimate

Barrier Priority	Quantity		Cost
1 ▲	0	$	0
2 ▲	1	$	260
3 ▲	3	$	5,400
4 ▲	2	$	6,400
5 ▲	0	$	0
Total	6	$	12,060



Signal Observations

Issue	Map Feature Number 1	2	3	4	5	6	7	8	Possible Solution
Missing signal head									
Missing head symbol			X			X			Install countdown pedestrian signal head
Head does not show countdown		X		X					Install countdown pedestrian signal head
Missing push button									
Missing adjacent button	X			X					Install adjacent pedestrian push button
Distance to adjacent button is greater than 10 ft									
Missing speech message	X	X	X	X	X				Remove PBs and replace with APS push buttons
Push button height is greater than 48"	X		X		X	X			Relocate pedestrian push buttons
Push button is missing band	X	X	X	X	X	X			Remove PBs and replace with APS push buttons
Push button is not fingerless									
Push button is missing locator tone	X	X	X	X	X	X			Remove PBs and replace with APS push buttons
Push button is missing percussive tone	X	X	X	X	X	X			Remove PBs and replace with APS push buttons
Push button is not vibrotactile	X	X	X	X	X	X			Remove PBs and replace with APS push buttons
Push button does not vibrate on walk	X	X	X	X	X	X			Remove PBs and replace with APS push buttons
Push button is not parallel to the associated crosswalk									
Push button arrow contrasting missing	X	X	X	X	X	X			Remove PBs and replace with APS push buttons
Push button does not have sufficient clear floor width									
Push button does not have sufficient clear floor length									
Running slope at push button is greater than 2.1%	X		X		X	X			Remove and replace clear floor space
Cross slope at push button is greater than 2.1%									
Floor at push button is not firm or stable				X					Remove and replace clear floor space
Push button is offset more than 5' from curb ramp run	X	X	X	X	X	X			Relocate pedestrian push buttons
Push button is offset more than 5' from edge of crosswalk									
Push button does not service ramp									
Signal Priority	**3**	**4**	**3**	**4**	**3**	**2**			

Conceptual Budget Estimate Disclaimer

This "cost report" assigns a conceptual budget estimate to resolve non-compliance issues and was developed for planning purposes only. Kimley-Horn has no control over the cost of labor, materials, equipment, or over the Contractor's methods of determining prices or over competitive bidding or market conditions. Opinions of probable costs provided herein are based on the information known to Kimley-Horn at this time and represent only Kimley-Horn's judgment as a design professional familiar with the construction industry. Kimley-Horn cannot and does not guarantee that proposals, bids, or actual construction costs will not vary from its opinions of probable costs.

Other Intersection Information

Conceptual budget information for curb ramp, crosswalk, and sidewalk improvements are included in the sidewalk corridor reports.

THE CITY OF BURLESON TEXAS



City of Burleson

Americans with Disabilities Act (ADA) Self-Evaluation and Transition Plan

August 2026

Prepared by:

Kimley»Horn
Expect More. Experience Better.

Kimley-Horn
801 Cherry Street
Unit 11, Suite 1300, Fort Worth, TX

In association with:

dax

Daxbot

The City of Burleson has prepared this transition plan with the assistance of the consultant team led by Kimley-Horn and Associates, Inc. The consultant team, the ADA/504 Coordinator, and the contributing City departments are responsible for developing the ADA Self-Evaluation and Transition Plan.

TABLE OF CONTENTS

Abbreviations Glossary iv

1.0 Introduction 1

1.1 Purpose 1

1.2 Legislative Mandate 1

1.3 ADA Self-Evaluation and Transition Plan Development Requirements and Process 1

1.4 Discrimination and Accessibility 2

1.4.1 Physical Barriers 2

1.4.2 Programmatic Barriers 2

1.4.3 Ongoing Accessibility Improvements 3

1.4.4 City of Burleson Approach 3

1.4.5 Exceptions and Exemptions 3

1.5 New Construction and Alterations 5

1.6 Existing City Programs that Implement ADA Upgrades 7

2.0 Public Outreach 8

2.1 Web Survey 8

2.2 Web Map 9

3.0 Staff Training 10

4.0 Self-Evaluation and Summary of Observations 11

4.1 Services, Policies, and Practices Review 11

4.1.1 ADA/504 Coordinator 12

4.1.2 Roles and Responsibilities of the ADA/504 Coordinator 12

4.1.3 ADA Liaison Committee 13

4.1.4 ADA Title II Grievance Policy, Procedure, and Form with Appeals Process 13

4.1.5 Public Notice Under the ADA 13

4.1.6 ADA/504 Assurance 14

4.1.7 Non-Discrimination Language for Non-Federal Contracts 14

4.1.8 Retaliation and Coercion Policies 15

4.1.9 Reasonable Modification Request Policy, Procedure, and Request Form 16

4.1.10 Effective Communication Policy, Procedure, and Request Form 17

4.1.11 Alternate Format Policy, Procedure, and Request Form 17

4.1.12 Disclaimer Statement for Other Entities' Links, Forms, Documents, and Videos 18

4.1.13 Service Animal Guidance/Policy 19

4.1.14 Other Power-Driven Mobility Device Guidance/Policy 19

4.1.15 Event Planning Guidance/Policy/Checklist 20

4.1.16 Emergency Management Documents 21

4.1.17 Design Standards and Ordinances 22

4.1.18 Other Programs, Services, and Activities 23

4.2 Prioritization ***24***

4.2.1 Barrier Score for Facilities *24*

4.2.2 Activity Score for Public Rights-of-Way Facilities *28*

4.2.3 Implementation of Improvements *30*

4.3 City-Owned Facilities Review ***32***

4.3.1 Buildings *33*

4.3.2 Parks *34*

4.3.3 Signalized Intersections *35*

4.3.4 Sidewalk Corridors *36*

4.3.5 Pedestrian At-Grade Railroad Crossings *38*

4.4 Maintenance Versus Alterations ***40***

5.0 Facility Conceptual Budget Estimates **42**

5.1 Facility Conceptual Budget Estimate Overview ***42***

5.2 Implementation Schedule ***43***

5.3 Funding Opportunities ***44***

5.3.1 Federal and State Funding *44*

5.3.2 Local Funding *44*

6.0 Transition Plan **45**

6.1 Transition Plan Requirements ***45***

6.2 Scheduled Maintenance Program ***46***

6.3 Scheduled Improvement Projects ***46***

6.4 Implementation Strategy ***46***

6.5 Remediation Tracking and Monitoring ***47***

7.0 Conclusions and Next Steps **48**

Appendix

Appendix A: Public Outreach

Online Survey Results

Web Map Survey Results

Appendix B: Programmatic Review

Appendix C: Facility Maps

Buildings

Parks

Signalized Intersections

Public Rights-of-Way Sidewalk Corridors and Railroad Crossings

Appendix D: ADA Action Log

LIST OF TABLES

Table 1. Summary of Applicable Standards 5
Table 2. Barrier Prioritization Factors for Buildings, Parks, and Amenities 25
Table 3. Barrier Prioritization Factors for Curb Ramps 26
Table 4. Barrier Prioritization factors for Pedestrian Signals 27
Table 5. Barrier Prioritization Factors for Crosswalks 27
Table 6. Barrier Prioritization Factors for Sidewalk Corridors 28
Table 7. Barrier Prioritization Table for Access Barriers 28
Table 8. Corridor Activity Scores 30
Table 9. Summary of Buildings Reviewed 33
Table 10. Summary of Parks Reviewed 34
Table 11. Summary of Curb Ramp Observations at Signalized Intersections 35
Table 12. Summary of Push Button Observations 36
Table 13. Summary of Curb Ramp Observations at Unsignalized Intersections 38
Table 14. Summary of Observations at Railroad Crossings 39
Table 15. Summary of Conceptual Budget Estimates 42
Table 16. Implementation Schedule 43

LIST OF FIGURES

Figure 1. PROWAG Figure R305.2.5 Pedestrian At-grade Rail Crossings 39
Figure 2. Maintenance versus Alteration Projects 41

ABBREVIATIONS GLOSSARY

ADA – Americans with Disabilities Act

A comprehensive civil rights law that prohibits discrimination based on disability in employment, public services, public accommodations, and telecommunications. Enacted in 1990, the ADA ensures equal opportunities and protections for individuals with disabilities. In 2008, the ADA Amendments Act was passed. Its purpose is to broaden the definition of disability, which U.S. Supreme Court decisions had narrowed.

ADAAG – Americans with Disabilities Act Accessibility Guidelines

Document that contains scoping and technical requirements for accessibility to buildings and facilities by individuals with disabilities under the ADA of 1990. These scoping and technical requirements are to be applied during the design, construction, and alteration of buildings and facilities covered by titles II and III of the ADA to the extent required by regulations issued by Federal agencies, including the Department of Justice and the Department of Transportation, under the ADA.

CFR – Code of Federal Regulations

The official legal print publication containing the codification of the general and permanent rules published in the Federal Register by the departments and agencies of the Federal Government.

CIP – Capital Improvement Program

A comprehensive plan that outlines a local government's major infrastructure projects and purchases over a specific period, typically 5-10 years. It's a crucial tool for managing and financing large-scale projects, ensuring infrastructure needs are addressed strategically and efficiently.

DOJ – United States Department of Justice

Under the leadership of the Attorney General of the United States, the Justice Department comprises more than 40 component organizations and more than 115,000 employees. Headquartered at the Robert F. Kennedy Building in Washington, D.C., the Department maintains field offices in all 50 states and territories of the United States and in more than 50 countries worldwide. The mission of the DOJ is to uphold the rule of law, to keep the country safe, and to protect civil rights.

FHWA – Federal Highway Administration

An agency within the U.S. Department of Transportation that supports State and local governments in the design, construction, and maintenance of the Nation’s highway system (Federal Aid Highway Program) and various federally and tribal owned lands (Federal Lands Highway Program). Through financial and technical assistance to State and local governments, the Federal Highway Administration is responsible for ensuring that America’s roads and highways remain among the safest and most technologically advanced in the world.

MUTCD – Manual on Uniform Traffic Control Devices

By setting minimum standards and providing guidance, the MUTCD ensures uniformity in traffic control devices (TCD) nationwide. The information contained in the MUTCD is the result of years of practical experience, research, and/or the MUTCD experimentation process. This effort ensures that TCDs are visible, recognizable, understandable, and necessary. The MUTCD is a dynamic document that changes with time to address contemporary safety and operational issues.

OPDMD – Other Power-Driven Mobility Devices

Any mobility device powered by batteries, fuel, or other engines—whether or not designed primarily for use by individuals with mobility disabilities—that is used by individuals with mobility disabilities for locomotion, including golf carts, electronic personal assistance mobility devices, such as the Segway® PT, or any mobility device designed to operate in areas without defined pedestrian routes, but that is not a wheelchair.

PROWAG – 2023 Final Public Rights-of-Way Accessibility Guidelines

Guidelines published by the U.S. Access Board under the ADA and the ABA that address access to sidewalks and streets, crosswalks, curb ramps, pedestrian signals, on-street parking, and other components of public right-of-way. These guidelines also address shared-use paths, which are designed primarily for bicyclists and pedestrians for transportation and recreation.

PSA – Programs, Services, and Activities

Refers to the various initiatives, assistance, and engagement opportunities offered by organizations, governments, and communities to support individuals and groups. These can range from social services and educational opportunities to recreational activities and community development projects. They aim to address needs, promote well-being, and foster participation in various aspects of life.

TAC – Texas Administrative Code

Compilation of all state agency rules in Texas. There are 17 titles in the TAC. Each title represents a subject category, and related agencies are assigned to the appropriate title.

TAS – Texas Accessibility Standards

Scoping and technical requirements for accessibility to sites, facilities, buildings, and elements by individuals with disabilities. The requirements are to be applied during the design, construction, additions to, and alteration of sites, facilities, buildings, and elements to the extent required by regulations issued by the Texas Department of Licensing and Regulation under the authority of Texas Government Code, Chapter 469. These standards are intended to be consistent with those contained in the 2010 Standards of Accessible Design.

TDLR – Texas Department of Licensing and Regulation

Provides oversight for a broad range of occupations, businesses, facilities, and equipment. TDLR protects the health and safety of Texans and ensures qualified professionals serve them. TDLR fosters a predictable regulatory climate by minimizing government interference.

TMUTCD – Texas Manual on Uniform Traffic Control Devices

States are required to adopt the National MUTCD or have a State MUTCD/supplement that is in substantial conformance with the National Manual. Texas has chosen to have a State MUTCD instead of adopting the National MUTCD.

UFAS – Uniform Federal Accessibility Standards

This document presents uniform standards for the design, construction, and alteration of buildings so that individuals with physical disabilities will have ready access to and use of them in accordance with the ABA. The document embodies an agreement to minimize the differences between the standards previously used by four agencies (the General Services Administration, the departments of Housing and Urban Development and Defense, and the United States Postal Service) that are authorized to issue standards under the ABA, and between those standards and the access standards recommended for facilities that are not federally funded or constructed.

1.0 INTRODUCTION

1.1 PURPOSE

The purpose of this Americans with Disabilities Act (ADA) Self-Evaluation and Transition Plan is to summarize the activities completed to date related to ADA compliance and to create a roadmap for the City of Burleson to update its ADA Transition Plan over time. A prioritization methodology for evaluating and implementing improvements was developed based on the applicable ADA Standards and the Public Rights-of-Way Accessibility Guidelines (PROWAG), and the details are provided in this document.

This document provides an overview of the ADA. It offers possible solutions for the City of Burleson, based on guidance from the Federal Highway Administration (FHWA) and the U.S. Department of Justice (DOJ), to improve public accessibility.

1.2 LEGISLATIVE MANDATE

The ADA is a civil rights law that mandates equal opportunity for individuals with disabilities and prohibits discrimination in access to jobs, public accommodations, government services, public transportation, and telecommunications. The ADA is divided into five titles:

- Title I: Employment
- Title II: Public Services
- Title III: Public Accommodations
- Title IV: Telecommunications
- Title V: Miscellaneous Provisions

Title II of the ADA also requires that all programs, services, and activities (PSAs) of public entities provide equal access for individuals with disabilities.

The City of Burleson has undertaken a comprehensive evaluation of its PSAs to determine the extent to which individuals with disabilities may be restricted in their access.

1.3 ADA SELF-EVALUATION AND TRANSITION PLAN DEVELOPMENT REQUIREMENTS AND PROCESS

The City of Burleson is obligated to observe all requirements of Title I in its employment practices; Title II in its policies, programs, and services; any parts of Titles IV and V that apply to the City and its programs, services, or facilities; and all requirements specified in the applicable ADA Standards and PROWAG that apply to facilities and other physical holdings.

Title II has the broadest impact on the City. Title II includes administrative requirements for all government entities employing more than 50 people. These administrative requirements are:

- Completion of a Self-Evaluation.
- Providing notice to the public about the ADA.
- Adoption and publishing of a Title II grievance procedure.

- Designation of an employee who is responsible for overseeing Title II compliance; and
- Development of a Transition Plan to schedule the removal of the barriers uncovered by the Self-Evaluation process. The Transition Plan will become a working document until all barriers have been addressed.

This document describes the process developed to complete the evaluation of the City of Burleson's PSAs and facilities, provides possible solutions to remove programmatic barriers, and presents a Transition Plan for the modification of facilities and public rights-of-way to improve accessibility, which will guide the planning and implementation of necessary program and facility modifications over the next XX years. The ADA Self-Evaluation and Transition Plan is significant in that it establishes the City's ongoing commitment to the development and maintenance of PSAs and facilities that accommodate all its residents.

1.4 DISCRIMINATION AND ACCESSIBILITY

Program accessibility means that, when viewed in its entirety, each program is readily accessible to and usable by individuals with disabilities. Program accessibility is necessary not only for individuals with mobility needs, but also for individuals with sensory and cognitive disabilities.

Accessibility applies to all aspects of a program or service, including, but not limited to, physical access, advertising, orientation, eligibility, participation, testing or evaluation, provision of auxiliary aids, transportation, policies, and communication.

The following are examples of elements that should be evaluated for barriers to accessibility:

1.4.1 PHYSICAL BARRIERS

- Parking
- Path of travel to, throughout, and between buildings and amenities
- Doors
- Service counters
- Restrooms
- Drinking fountains
- Public telephones
- Path of travel along sidewalk corridors within the public rights-of-way
- Access to pedestrian equipment at signalized intersections

1.4.2 PROGRAMMATIC BARRIERS

- Building signage
- Customer communication and interaction
- Non-compliant sidewalks or curb ramps
- Emergency notifications, alarms, and visible signals
- Participation opportunities for City-sponsored events

1.4.3 ONGOING ACCESSIBILITY IMPROVEMENTS

City services, policies, practices, programs, activities, and facilities evaluated during the Self-Evaluation will continue to be evaluated on an ongoing basis, and the ADA Transition Plan will be revised to account for modifications which have been or will be completed since the initial Self-Evaluation. This Plan will be posted on the City's website for public review and consideration.

1.4.4 CITY OF BURLESON APPROACH

The purpose of the Transition Plan is to provide the framework for achieving equal access to the City of Burleson's PSAs within a reasonable timeframe. The City's elected officials and staff believe that accommodating persons with disabilities is essential to good customer service, to ensuring residents' quality of life, and to guiding future improvements. This Plan has been prepared after careful study of all City programs, services, activities, and evaluations of all City facilities.

The City of Burleson should make reasonable modifications in PSAs when necessary to avoid discrimination based on disability, unless the City can demonstrate making the modifications will fundamentally alter the nature of the program, service, or activity. The City of Burleson will not impose surcharges on individuals with disabilities to cover the costs of making PSAs accessible.

1.4.5 EXCEPTIONS AND EXEMPTIONS

Per the ADA Title II Regulations, a public entity shall operate each program, service, or activity so that the program, service, or activity, when viewed in its entirety, is readily accessible to and usable by individuals with disabilities. However, a public entity is not required to:

- Make each of its existing facilities accessible to and usable by individuals with disabilities.
- Take any action that would threaten or destroy the historic significance of a historic property.
- Take any action that it can demonstrate would result in a fundamental alteration in the nature of a service, program, or activity or in undue financial and administrative burdens.
- Permit an individual to participate in or benefit from the services, programs, or activities of that public entity when that individual poses a direct threat to the health or safety of others.

The sections below describe these exceptions and exemptions. If the City determines that a proposed action would generate an undue financial or administrative burden, create hazardous conditions for others, or threaten or destroy the historic significance of a historic property, the City has a responsibility to communicate and document the decision and the methodology used. If an action would result in such an alteration or such burdens, a municipality shall take any other actions that would not result in such an alteration or such burdens but would nevertheless ensure individuals with disabilities receive the benefits or services provided by the City.

EXISTING FACILITIES

A public entity is not required to make structural changes in existing facilities where other methods are effective in making its services, programs, or activities readily accessible to and usable by individuals with disabilities. In choosing among available methods for meeting the compliance requirements, a public entity shall give priority to those methods that offer services, programs, and activities to qualified individuals with disabilities in the most integrated setting appropriate.

HISTORIC SIGNIFICANCE

In determining whether an alteration would threaten or destroy the historic significance of a historic property, the City of Burleson should first confirm if the property is a qualified historic building or facility, which the ADA defines as a "building or facility that is listed in or eligible for listing in the National Register of Historic Places, or designated as historic under an appropriate state or local law." Based on a search of the National Register of Historic Places NPGallery Database and the associated geodatabase, the City of Burleson has no registered historical places within the City of Burleson, but there may be other documentation available not provided on these websites

- View the National Register of Historic Places website.
- View the National Register of Historic Places database.

FUNDAMENTAL ALTERATIONS AND UNDUE BURDENS

In determining whether an alteration would impose an undue financial or administrative burden on a covered entity, factors to be considered include:

i. the nature and cost of the alteration needed.
ii. the overall financial resources of the facility or facilities involved in the provision of the reasonable accommodation; the number of people employed at such facility; the effect on expenses and resources, or the impact otherwise of such accommodation upon the operation of the facility.
iii. the overall financial resources of the covered entity; the overall size of the business of a covered entity with respect to the number of its employees; the number, type, and location of its facilities; and
iv. the type of operation or operations of the covered entity, including the composition, structure, and functions of the workforce of such entity; the geographic separation, administrative, or fiscal relationship of the facility or facilities in question to the covered entity.

DIRECT THREAT

In determining whether an individual poses a direct threat to the health or safety of others, a public entity must make an individualized assessment, based on reasonable judgment that relies on current medical knowledge or on the best available objective evidence, to ascertain: the nature, duration, and severity of the risk; the probability that the potential injury will actually occur; and whether reasonable modifications of policies, practices, or procedures or the provision of auxiliary aids or services will mitigate the risk.

1.5 NEW CONSTRUCTION AND ALTERATIONS

Per the ADA Title II Regulations, if the construction start date is on or after March 15, 2012, all newly constructed or altered state and local government facilities must comply with the 2010 ADA Standards. Before that date, the 1991 ADA Standards (without the elevator exemption), the Uniform Federal Accessibility Standards (UFAS), or the 2010 ADA Standards may be used for such projects when construction commences on or after September 15, 2010 (see **Table 1**).

TABLE 1. SUMMARY OF APPLICABLE STANDARDS

Compliance Date for New Construction or Alterations	Applicable Standards
Before September 15, 2010	1991 ADA Standards or UFAS
On or after September 15, 2010, and before March 15, 2012	1991 ADA Standards, UFAS, or 2010 ADA Standards
On or after March 15, 2012	2010 ADA Standards

The U.S. Access Board is an independent federal agency that advances accessibility through leadership in accessible design and the development of accessibility guidelines and standards. On July 26, 1991, the U.S. Access Board published the original Americans with Disabilities Act Accessibility Guidelines (ADAAG), which were also adopted as DOJ standards that day. Between 1994 and 2002, the U.S. Access Board worked to update the 1991 ADAAG to include supplements covering state and local government facilities, building elements designed for children's use, play areas, and recreation facilities. The U.S. Access Board issued the updated ADA and ABA Accessibility Guidelines as a final rule on July 23, 2004 (2004 ADAAG).

The most recent standard is the 2010 ADA Standards, which sets the minimum requirements – both scoping and technical – for newly designed and constructed or altered state and local government facilities, public accommodations, and commercial facilities to be readily accessible to and usable by individuals with disabilities. It is effectuated from 28 Code of Federal Regulations (CFR) 35.151 and the 2004 ADAAG. However, the FHWA and DOJ recommend using PROWAG for designing facilities within the public rights-of-way as a best practice until it is adopted at the federal level. Additionally, the Texas Department of Transportation (TxDOT) has adopted PROWAG and incorporated the guidelines into design standards for pedestrian facilities.

2010 ADA Standards

The DOJ's revised regulations for Titles II and III of the Americans with Disabilities Act of 1990 (ADA) were published in the Federal Register on September 15, 2010. These adopted, revised regulations are enforceable accessibility standards called the 2010 ADA Standards. On March 15, 2012, compliance with the 2010 ADA Standards was required for new construction and alterations under Titles II and III. March 15, 2012 is also the compliance date for using the 2010 ADA Standards for program accessibility and barrier removal.

Public Rights-of-Way Accessibility Guidelines (PROWAG)

The U.S. Access Board recently published new guidelines under the ADA and the Architectural Barriers Act (ABA) that address access to sidewalks and streets, crosswalks,

curb ramps, pedestrian signals, on-street parking, and other components of public rights-of-way. These guidelines also review shared use paths, which are designed primarily for use by bicyclists and pedestrians for transportation and recreation purposes. The Accessibility Guidelines for Pedestrian Facilities in the Public Rights-of-Way (PROWAG) provide minimum guidelines for the accessibility of pedestrian facilities in the public rights-of-way. When these guidelines are adopted, with or without modifications, as accessibility standards in regulations issued by other federal agencies implementing the ADA, Section 504 of the Rehabilitation Act, and the ABA, compliance with those enforceable accessibility standards is mandatory. The final rule was published on August 8, 2023, and became effective on September 7, 2023. PROWAG is the recommended best practice and can be considered the state of the practice that could be followed for areas not fully addressed by the 2010 ADA Standards.

In the state of Texas, the Texas Administrative Code (TAC) Chapter 68 (Elimination of Architectural Barriers), Rule §68.102 (Public Right-of-Way Projects) references compliance with the latest version of PROWAG for elimination of barriers for public rights-of-way projects. The Texas Department of Licensing and Regulation (TDLR) adopted Rule §68.102, effective May 15, 2017. The applicable section of the rule states:

> *(a) For public right-of-way projects, in addition to accepting compliance with applicable TAS requirements, the department will also accept compliance with the Proposed Accessibility Guidelines for Pedestrian Facilities in the Public Right-of-Way, published by the Architectural and Transportation Compliance Board (Access Board) on July 26, 2011, 36 CFR Part 1190, or its final adopted guidelines.*

The U.S. Department of Transportation (DOT) published its Final Rule on Transportation for Individuals with Disabilities: Adoption of Accessibility Standards for Pedestrian Facilities in the Public Right-of-Way (PROWAG) as the DOT's regulatory standards for new construction and alterations of transit stops in the public right-of-way. The Final Rule became effective on January 17, 2025. The DOT will also be determining how to ensure that there is no "conflict" between PROWAG and the 11th Edition of the Manual on Uniform Traffic Control Devices for Streets and Highways (MUTCD).

Until DOJ adopts accessibility standards for pedestrian facilities in the public right-of-way, public entities have some degree of flexibility in determining how they will comply with the general obligation under Title II of the ADA (to operate each service, program, or activity so that it is "readily accessible and usable by" individuals with disabilities). Public entities are not required to adopt the Final PROWAG at this time. Still, they may turn to other resources for guidance (e.g., the Final PROWAG, DOJ's 2010 ADA Standards for buildings and sites, and other accessibility resources). However, it is recommended that the City of Burleson adopt PROWAG so that it becomes an enforceable document for all City projects within the public rights-of-way, regardless of PROWAG's adoption status at the state and federal levels.

Manual on Uniform Traffic Control Devices for Streets and Highways (MUTCD)

The MUTCD defines the standards used by road managers nationwide to install and maintain traffic control devices on all streets, highways, pedestrian and bicycle facilities, and site roadways open to public travel. The FHWA publishes the MUTCD under 23 CFR, Part 655, Subpart F, and it is a compilation of national standards for all traffic control devices, including road markings, highway signs, and traffic signals. It is updated periodically to accommodate the nation's changing transportation needs and address new safety

technologies, traffic control tools, and traffic management techniques. On December 19, 2023, a Final Rule adopting the 11th Edition of the MUTCD was published in the Federal Register, effective January 18, 2024.

The current version of the Texas Manual on Uniform Traffic Control Devices (TMUTCD) is the 2025 TMUTCD, which became effective on January 18, 2026. All projects letting between January 18, 2026 and June 30, 2026, at the discretion of the jurisdiction, may conform to the 2011 TMUTCD – Revision 2 to minimize scope, schedule, or budget impacts. All projects letting after July 1, 2026 shall comply with the 2025 TMUTCD.

1.6 EXISTING CITY PROGRAMS THAT IMPLEMENT ADA UPGRADES

The City of Burleson currently implements ADA-compliant designs through the following efforts:

- XXX
- XXX
- XXX

2.0 PUBLIC OUTREACH

Gathering feedback from the public and the disability community was a vital step in developing the City of Burleson ADA Self-Evaluation and Transition Plan. Several outreach efforts were conducted to engage residents, stakeholders, and individuals with disabilities, ensuring that the City's accessibility improvement efforts reflect community needs and priorities.

To support these efforts, the City contacted local disability organizations to form an ADA Advisory Committee. The City hosted two ADA Advisory Committee meetings, one on January 15, 2026, and one on May 27, 2026. These meetings focused on providing project updates, reviewing the status of facility evaluations, and soliciting input from committee members regarding accessibility needs and priorities within the community. The ADA Advisory Committee serves as an important component of the City's ongoing commitment to ensuring that individuals with disabilities engage with and participate in the planning process of the City of Burleson. A final ADA Advisory Committee meeting is scheduled for September 2026.

2.1 WEB SURVEY

The City developed a web survey open to the public. The survey was designed to help the City collect invaluable input from community members, including those with disabilities, regarding existing barriers to access. The survey was publicized, made available online, and feedback was documented between June 15, 2026 and July 17, 2026.

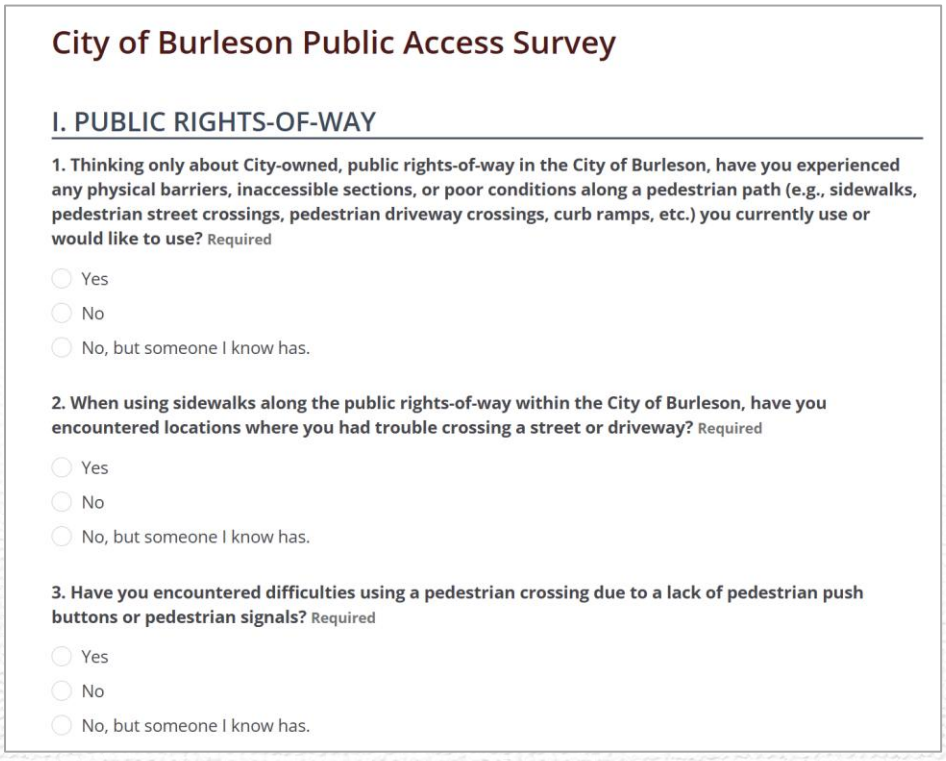

City of Burleson Public Access Survey

I. PUBLIC RIGHTS-OF-WAY

1. Thinking only about City-owned, public rights-of-way in the City of Burleson, have you experienced any physical barriers, inaccessible sections, or poor conditions along a pedestrian path (e.g., sidewalks, pedestrian street crossings, pedestrian driveway crossings, curb ramps, etc.) you currently use or would like to use? Required

- Yes
- No
- No, but someone I know has.

2. When using sidewalks along the public rights-of-way within the City of Burleson, have you encountered locations where you had trouble crossing a street or driveway? Required

- Yes
- No
- No, but someone I know has.

3. Have you encountered difficulties using a pedestrian crossing due to a lack of pedestrian push buttons or pedestrian signals? Required

- Yes
- No
- No, but someone I know has.

The survey garnered a total of 59 responses:

- 75% responded positively when asked about barriers in Public-Rights-of-Way
- 85% responded positively when asked about programmatic barriers
- 83% of respondents believe the City is accommodating of persons with disabilities

2.2 WEB MAP



The City also developed an online map to allow the public to identify specific locations where they experience issues related to accessibility, safety, connectivity, or suggestions for accessibility improvements that are needed in Burleson. The map was publicized, made available online, and feedback was documented between June 15, 2026 and July 17, 2026:

The online map garnered a total of 96 responses.

- 39 respondents communicated issues with sidewalks in poor condition, missing sidewalks, steep slopes, or an obstruction present
- 34 respondents communicated an issue with curb ramps, crossing conditions, tripping hazards, or missing walk signals
- 23 respondents communicated an issue with difficulty accessing public areas, public buildings, or other issues

The web survey and map were posted on the City's webpage and shared across social media platforms. The City will continue to solicit feedback from the public as implementation of the Transition Plan moves forward.

A full summary of the responses to the survey is provided in **Appendix A.**

3.0 STAFF TRAINING

Developing staff knowledge of accessibility requirements helps ensure that accessibility considerations are incorporated into the operation and maintenance of City facilities, programs, and services. Specialized training was provided for City staff on topics related to accessibility and relevant to the development of the City's ADA Transition Plan. The Consultant Team provided the following training sessions:

- June 18, 2026 – 2010 Americans with Disabilities Act (ADA) Accessibility Standards Training (2 hours in office, 2 hours in field)
- June 25, 2028 – 2023 Public Right-of-Way Accessibility Guidelines Final Rule Training (2 hours in office, 2 hours in field)

DESCRIPTIONS OF EACH TRAINING COURSE ARE PROVIDED BELOW:

2010 Americans with Disabilities Act (ADA) Accessibility Standards Training

(2 hours in office, 2 hours in field)

The 2010 ADA Standards establish minimum scoping and technical requirements to ensure newly designed, constructed, or altered State and local government facilities, public accommodations, and commercial facilities are accessible and usable by individuals with disabilities. This training series provides participants with a practical understanding of the 2010 ADA Standards as they apply to interior building elements. Attendees will learn key requirements, common compliance challenges, and best practices for designing and evaluating accessible interior environments.

City Staff in Attendance: 23

2023 Public Right-of-Way Accessibility Guidelines Final Rule Training

(2 hours in office, 2 hours in field)

This course offers a comprehensive, practical exploration of the Public Rights-of-Way Accessibility Guidelines (PROWAG) and their real-world application in the design and construction of pedestrian facilities. Attendees will learn how to correctly interpret scoping and technical criteria, identify and avoid common design errors, and navigate challenges such as technical infeasibility while ensuring adherence to PROWAG to the maximum extent feasible.

City Staff in Attendance: 25

4.0 SELF-EVALUATION AND SUMMARY OF OBSERVATIONS

The City of Burleson's ADA Self-Evaluation reflects the results of a review of select programs, services, and activities, as well as the policies and practices the City uses to implement its various programs, services, and activities.

4.1 SERVICES, POLICIES, AND PRACTICES REVIEW

Under the ADA, the City of Burleson is required to complete a Self-Evaluation of the City's services, policies, and practices and operate each service, program, and activity so that it is readily accessible and useable by individuals with disabilities. The Self-Evaluation identifies and provides possible solutions to those services, policies, and practices that are inconsistent with Title II requirements. To be compliant, the Self-Evaluation should consider all the City's programs, services, and activities, as well as the policies and practices the City uses to implement its various programs, services, and activities.

To comply with the requirements of the ADA, the City must take corrective measures to achieve program accessibility through several methods, including, but not limited to:

- Relocation of programs to accessible facilities.
- Modifications to existing programs so they are offered in an accessible manner.
- Structural methods such as altering an existing facility.
- Policy modifications to ensure nondiscrimination; and
- Auxiliary aids provided to produce effective communication.

When choosing a method of providing program access, the City should attempt to give priority to the method that promotes inclusion among all users, including individuals with disabilities.

PSAs offered by the City to the public must be accessible. Accessibility applies to all aspects of a program, services, or activity, including advertisement, orientation, eligibility, participation, testing or evaluation, physical access, provision of auxiliary aids, transportation, policies, and communication.

However, the City does not have to take any action that will result in a fundamental alteration in the nature of a program or activity, create a hazardous condition for other people, or result in an undue financial and/or administrative burden. This determination should generally be made by the ADA/504 Coordinator and/or an authorized designee of the City, such as the City Mayor or their designee, and must be accompanied by a written statement detailing the reasons for reaching the determination.

The determination of undue burden must be based on an evaluation of all resources available for use. If a barrier removal action is judged unduly burdensome, the City must consider all other options for providing access that will ensure that individuals with disabilities receive the benefits and services of the program or activity. This process must be fully documented.

General observations and possible solutions regarding the City's policies, practices, programs, services, and activities are included in **Sections 4.1.6** – **4.1.18**. Example documents and/or resources are provided where applicable for City reference. These links are being provided as a convenience and for informational purposes only. Kimley-Horn bears no responsibility for the accuracy, legality, or content of the external site or for that of subsequent links.

4.1.1 ADA/504 COORDINATOR

Per the ADA Title II Regulations, §35.107(a) Designation of responsible employee, a public entity that employs 50 or more persons shall designate at least one employee to coordinate its efforts to comply with and carry out its responsibilities under Title II, including any investigation of any complaint communicated to it alleging its noncompliance with this part or alleging any actions that Title II would prohibit. The public entity shall make available to all interested individuals the name, office address, and telephone number of the employee or employees designated. This allows for clear identification of the City employees able to assist with questions and concerns regarding disability discrimination.

The City of Burleson has appointed Cheryl Marthiljohni as ADA/504 Coordinator for Title II. Below is the ADA/504 Coordinator's contact information.

Cheryl Marthiljohni, ADA/504 Coordinator
Director of Human Resources
141 W Renfro Street
Burleson, TX 76028-4296
Office: 817-426-9640
Relay: 7-1-1
ADA@burlesontx.com

The ADA/504 Coordinator contact information must be provided to interested parties. The following distribution methods are recommended:

- Post on the City website.
- Prominently display in common areas that are accessible to all employees and areas open to the public.
- Provide in materials that the City distributes for meetings and events where requests for auxiliary aids or services for effective communication might be needed; and
- Provide in materials the City distributes where ADA questions or concerns may arise.

4.1.2 ROLES AND RESPONSIBILITIES OF THE ADA/504 COORDINATOR

Below is a list of qualifications for ADA Coordinators that the DOJ recommends:

- Familiarity with the entity's structures, activities, and employees.
- Knowledge of the ADA and other laws addressing the rights of people with disabilities, such as Section 504 of the Rehabilitation Act.
- Experience with people with a broad range of disabilities.
- Knowledge of various alternative formats and alternative technologies that enable individuals with disabilities to communicate, participate, and perform tasks.
- Ability to work cooperatively with local entities and people with disabilities.
- Familiarity with any local disability advocacy groups or other disability groups.
- Skills and training in negotiation and mediation; and
- Organizational and analytical skills.

The responsibilities of the ADA/504 Coordinator include coordinating the City's efforts to comply with Title II and investigating complaints related to potential Title II violations. The role of the ADA/504 Coordinator typically includes serving as the primary contact when members of the public request an auxiliary aid or service for effective communication, such as a sign language

interpreter or Braille documents. An effective ADA/504 Coordinator will be able to efficiently answer questions regarding accessibility from both staff and the public. These roles and responsibilities are consistent with the guidance in the DOJ's ADA Title II toolkit. View the **DOJ Title II Toolkit**.

4.1.3 ADA LIAISON COMMITTEE

The City of Burleson has established an ADA Liaison Committee that is comprised of representatives from various City departments. These representatives are tasked with serving as the ADA contact for their department and will consult with the ADA/504 Coordinator regarding all ADA issues impacting their department. Each representative is responsible for keeping a detailed log for all ADA inquiries within their department. This log shall be shared with the ADA/504 Coordinator and shall be retained for at least three (3) years.

To promote awareness of the committee and its activities, ADA Liaison Committee information can be publicized in common areas accessible to employees and areas open to the public. This includes posting this information on the City website.

4.1.4 ADA TITLE II GRIEVANCE POLICY, PROCEDURE, AND FORM WITH APPEALS PROCESS

Per the ADA Title II Regulations, §35.107(b) complaint procedure, a public entity that employs 50 or more persons shall adopt and publish grievance procedures providing for prompt and equitable resolution of complaints alleging any action that Title II would prohibit. The DOJ's Title II Toolkit suggests the grievance procedure include:

- A description of how and where a complaint under Title II may be filed.
- If a written complaint is required, a statement notifying potential complainants that alternative means of filing will be available to people with disabilities who require such an alternative.
- A description of the time frames and processes to be followed by the complainant and the government entity.
- Information on how to appeal an adverse decision; and
- A statement of how long complaint files will be retained.

The City's Title II ADA Grievance Policy, Procedure, and Form is posted on the **City website**. View the City of Burleson ADA Grievance Procedure and Form:

- **City of Burleson ADA Grievance Procedure (English)**
- **City of Burleson ADA Grievance Procedure (Spanish)**
- **City of Burleson ADA Grievance Form (English)**
- **City of Burleson ADA Grievance Form (Spanish)**

4.1.5 PUBLIC NOTICE UNDER THE ADA

Per the ADA Title II Regulations, §35.106 Notice, a public entity shall make available to applicants, participants, beneficiaries, and other interested persons information regarding the provisions of this part and its applicability to the services, programs, or activities of the public entity, and make such information available to them in such manner as the head of the entity

finds necessary to apprise such persons of the protections against discrimination assured them by the ADA.

The target audience for the public notice includes applicants, beneficiaries, and other people interested in the entity's programs, services, and activities. This notice is required to include information regarding Title II of the ADA and how it applies to the programs, services, and activities of the public entity. The DOJ Title II Toolkit suggests the ADA notice includes brief statements about:

- Employment.
- Effective communication.
- Making reasonable modifications to policies and programs.
- Not placing surcharges on modifications or auxiliary aids and services; and
- Filing complaints.

The notice should also include the name and contact information of the ADA/504 Coordinator. Publishing and publicizing the ADA notice is not a one-time requirement. State and local government entities should provide the information on an ongoing basis, whenever necessary.

The City's Public Notice Under the ADA is posted on the **City website**. View the **City of Burleson's Public Notice Under the ADA**.

4.1.6 ADA/504 ASSURANCE

Public entities subject to Title II of the ADA may also be subject to Section 504 of the Rehabilitation Act of 1973 and other federal statutes that prohibit discrimination on the basis of disability in the programs and activities of recipients of federal financial assistance. A public entity must have documents that guarantee that, as a recipient of federal financial assistance, the public entity will not discriminate on the basis of a disability.

ADA/504 ASSURANCE: OBSERVATIONS

The City does not have a non-discrimination assurance.

ADA/504 ASSURANCE: POSSIBLE SOLUTIONS

The City should create a signed ADA/504 Assurance. The Texas Department of Transportation (TxDOT) has posted its **ADA/504 Assurance** on its website, which the City can use as a starting point.

4.1.7 NON-DISCRIMINATION LANGUAGE FOR NON-FEDERAL CONTRACTS

In addition to the notice requirements described in **Section 4.1.5 Public Notice Under the ADA**, the City is also required to follow the ADA Title II §35.130 General prohibitions against discrimination related to contractual agreements with third parties and have an obligation to ensure that their contractors do not discriminate against people with disabilities. Applicable excerpts from §35.130 consist of:

> (b)(1) A public entity, in providing any aid, benefit, or service, may not, directly or through contractual, licensing, or other arrangements, on the basis of disability—

(v) Aid or perpetuate discrimination against a qualified individual with a disability by providing significant assistance to an agency, organization, or person that discriminates on the basis of disability in providing any aid, benefit, or service to beneficiaries of the public entity's program;

(b)(3) A public entity may not, directly or through contractual or other arrangements, utilize criteria or methods of administration—

(i) That have the effect of subjecting qualified individuals with disabilities to discrimination on the basis of disability;

(ii) That have the purpose or effect of defeating or substantially impairing accomplishment of the objectives of the public entity's program with respect to individuals with disabilities; or

(iii) That perpetuate the discrimination of another public entity if both public entities are subject to common administrative control or are agencies of the same State.

(b)(5) A public entity, in the selection of procurement contractors, may not use criteria that subject qualified individuals with disabilities to discrimination on the basis of disability.

NON-DISCRIMINATION LANGUAGE FOR NON-FEDERAL CONTRACTS: OBSERVATIONS

The City does not have non-discrimination language for contracts, agreements, and waivers such as website hosting, maintenance agreements, lease agreements, or other services provided by third parties. Non-Discrimination Policy Language for Non-Federal Contracts: Possible Solutions

The City should consider developing and implementing a policy related to contractual agreements with third parties consistent with the Title II Regulations. The City should consider developing and including language prohibiting discrimination in all third-party contracts, agreements, and waivers.

Additional information regarding leased facilities can be found on the following webpages:

- **What Every Tenant and Landlord Needs to Know About ADA Access Violations | ADA National Network**
- **Responsibility for ADA compliance in leased places of public accommodation | ADA National Network**
- **Is the lessee obligated to address compliance issues or is it solely the responsibility of the building owner? | ADA National Network**

4.1.8 RETALIATION AND COERCION POLICIES

The ADA protects individuals from retaliation for, and coercion in, exercising their rights under the ADA. Per the Title II Regulations, §35.134 Retaliation or coercion:

(a) No private or public entity shall discriminate against any individual because that individual has opposed any act or practice made unlawful by Title II, or because that individual made a charge, testified, assisted, or participated in any manner in an investigation, proceeding, or hearing under the ADA.

(b) No private or public entity shall coerce, intimidate, threaten, or interfere with any individual in the exercise or enjoyment of, or on account of his or her having exercised or enjoyed, or on account of his or her having aided or encouraged any other individual in the exercise or enjoyment of, any right granted or protected by the ADA.

RETALIATION AND COERCION POLICIES: OBSERVATIONS

The City does not have a retaliation policy or a coercion policy.

RETALIATION AND COERCION POLICIES: POSSIBLE SOLUTIONS

While it is not a specific requirement to have a retaliation policy or a coercion policy, having these will help the City meet the requirements for this section of the Title II Regulations. The City should consider developing and implementing a retaliation policy and a coercion policy consistent with the Title II Regulations.

4.1.9 REASONABLE MODIFICATION REQUEST POLICY, PROCEDURE, AND REQUEST FORM

Per the Title II Regulations, §35.130(b)(7)(i) General prohibitions against discrimination, a public entity shall make reasonable modifications in policies, practices, or procedures when the modifications are necessary to avoid discrimination on the basis of disability, unless the public entity can demonstrate that making the modifications would fundamentally alter the nature of the service, program, or activity.

Reasonable modifications to rules, policies, or practices, the removal of architectural, communication, or transportation barriers, or the provision of auxiliary aids and services may need to be provided, upon request, to a qualified individual with a disability that meets the essential eligibility requirements for the receipt of services or the participation in programs or activities provided by a public entity.

REASONABLE MODIFICATION REQUEST POLICY, PROCEDURE, AND REQUEST FORM: OBSERVATIONS

The City has an "ADA Accommodation Request" policy posted on the website; however, it is inconsistent with the City's **ADA Notice**. The ADA Notice indicates requests for reasonable modifications should be made 48 hours before the scheduled event, but the "ADA Accommodations Request" indicates 3 days in advance.

Information on how to request a reasonable modification or effective communication aids and services is not provided on webpages for specific City programs, services, and activities.

REASONABLE MODIFICATION REQUEST POLICY, PROCEDURE, AND REQUEST FORM: POSSIBLE SOLUTIONS

While it is not a specific requirement to have a Title II reasonable modification request policy, procedure, and request form, having these will help the City meet the requirements for this section of the Title II Regulations. The City should consider removing the "ADA Accommodation Request" from the website to avoid inconsistencies with the ADA Notice. If the City would like

this information duplicated on the website, consider copying the text directly from the ADA Notice.

The City should consider providing information on how to request a reasonable modification or effective communication aid or service on webpages for specific City programs, services, and activities. The City should also consider reviewing internal documentation, policies, practices, and procedures related to the program, service, or activity to confirm all requirements in §35.130 have been met.

Additional information is provided in the **ADA Title II Regulations §35.130 General prohibitions against discrimination | ADA.gov**.

4.1.10 EFFECTIVE COMMUNICATION POLICY, PROCEDURE, AND REQUEST FORM

The City is obligated to provide auxiliary aids and services for people who are deaf or hard of hearing. Per the Title II Regulations, §35.160(a)(1) General, a public entity shall take appropriate steps to ensure that communications with applicants, participants, members of the public, and companions with disabilities are as effective as communications with others.

EFFECTIVE COMMUNICATION POLICY, PROCEDURE, AND REQUEST FORM: OBSERVATIONS

The City does not have an effective communication policy, procedure, and request form.

EFFECTIVE COMMUNICATION POLICY, PROCEDURE, AND REQUEST FORM: POSSIBLE SOLUTIONS

While it is not a specific requirement to have an effective communication policy, procedure, and request form, having these will help the City meet the requirements for this section of the Title II Regulations. The City should consider developing and implementing an effective communication policy, procedure, and request form consistent with the Title II Regulations.

Additional information regarding effective communication can be found on the following webpages:

- **ADA Title II Regulations Subpart E - Communications | ADA.gov**
- **ADA Requirements: Effective Communication | ADA.gov**
- **Access for 9-1-1 and Telephone Emergency Services | ADA.gov**
- **Communicating with People Who Are Deaf or Hard of Hearing - ADA Guide for Law Enforcement Officers | ADA.gov**
- **Model Policy for Law Enforcement on Communicating with People Who are Deaf or Hard of Hearing | ADA.gov**

4.1.11 ALTERNATE FORMAT POLICY, PROCEDURE, AND REQUEST FORM

The City is obligated to provide documents in alternate formats for people who have low or no vision or have other print disabilities. Per the Title II Regulations, §35.160(b) General:

(1) A public entity shall furnish appropriate auxiliary aids and services where necessary to afford qualified individuals with disabilities, including applicants, participants, companions, and members of the public, an equal opportunity to participate in, and enjoy the benefits of, a service, program, or activity of a public entity.

(2) The type of auxiliary aid or service necessary to ensure effective communication will vary in accordance with the method of communication used by the individual; the nature, length, and complexity of the communication involved; and the context in which the communication is taking place. In determining what types of auxiliary aids and services are necessary, a public entity shall give primary consideration to the requests of individuals with disabilities. To be effective, auxiliary aids and services must be provided in accessible formats, in a timely manner, and in a way that protects the privacy and independence of the individual with a disability.

ALTERNATE FORMAT POLICY, PROCEDURE, AND REQUEST FORM: OBSERVATIONS

The City does not have an alternate format policy, procedure, or request form.

ALTERNATE FORMAT POLICY, PROCEDURE, AND REQUEST FORM: POSSIBLE SOLUTIONS

While it is not a specific requirement to have an alternate format policy, procedure, and request form, having these will help the City meet the requirements for this section of the Title II Regulations. The City should consider developing and implementing an alternate format policy, procedure, and request form consistent with the Title II Regulations.

Additional information regarding alternate formats can be found on the following webpages:

- **ADA Title II Regulations Subpart E - Communications | ADA.gov**
- **ADA Requirements: Effective Communication | ADA.gov**
- **Alternative Formats | AskJAN.org**
- **An Explanation of Alternative Formats | SeeWriteHear.com**

4.1.12 DISCLAIMER STATEMENT FOR OTHER ENTITIES' LINKS, FORMS, DOCUMENTS, AND VIDEOS

Per the Title II Regulations, §35.200(a) Requirements for web and mobile accessibility, a public entity shall ensure that the following are readily accessible to and usable by individuals with disabilities:

(1) Web content that a public entity provides or makes available, directly or through contractual, licensing, or other arrangements; and

(2) Mobile apps that a public entity provides or makes available, directly or through contractual, licensing, or other arrangements.

To avoid confusion by the public regarding who is responsible for the accessibility of web and mobile application content that can be accessed from the City website, a disclaimer should be displayed when a link is clicked that opens an external website.

DISCLAIMER STATEMENT FOR OTHER ENTITIES' LINKS, FORMS, DOCUMENTS, AND VIDEOS: OBSERVATIONS

The City does not have a disclaimer statement for hyperlinks on the City's website that redirect to non-City websites for which the City has no obligation to make content accessible.

DISCLAIMER STATEMENT FOR OTHER ENTITIES' LINKS, FORMS, DOCUMENTS, AND VIDEOS: POSSIBLE SOLUTIONS

While it is not a specific requirement to have a disclaimer statement, a disclaimer will make it clear to the public that the City is not responsible for the content on non-City websites. The City should consider developing and implementing a disclaimer statement consistent with the Title II Regulations. An example disclaimer can be found on the **Library of Congress website**.

The City should also review the web content and mobile apps that the City provides or makes available, directly or through contractual, licensing, or other arrangements to verify compliance with the **ADA Title II Regulations, Subpart H – Web and Mobile Accessibility**.

4.1.13 SERVICE ANIMAL GUIDANCE/POLICY

A service animal is defined by the ADA as any dog that is individually trained to do work or perform tasks for the benefit of an individual with a disability, including a physical, sensory, psychiatric, intellectual, or other mental disability. The work or tasks performed by a service animal must be directly related to the individual's disability.

Per the Title II Regulations, §35.136(a), Service Animals, a public entity shall modify its policies, practices, or procedures to permit the use of a service animal by an individual with a disability.

SERVICE ANIMAL GUIDANCE/POLICY: OBSERVATIONS

The City does not have guidance on service animals or a service animal policy.

SERVICE ANIMAL GUIDANCE/POLICY: POSSIBLE SOLUTIONS

While it is not a specific requirement to have guidance on service animals or a service animal policy, having these will help the City meet the requirements for this section of the Title II Regulations. The City should consider developing and implementing a service animal policy, consistent with the Title II Regulations.

Additional information regarding service animals can be found on the following webpages:

- **ADA Title II Regulations §35.136 Service animals | ADA.gov**
- **ADA Requirements: Service Animals | ADA.gov**
- **Frequently Asked Questions about Service Animals and the ADA | ADA.gov**
- **Service Animals and Emotional Support Animals | ADA National Network**

4.1.14 OTHER POWER-DRIVEN MOBILITY DEVICE GUIDANCE/POLICY

Other power-driven mobility device (OPDMD) is defined by the ADA as any mobility device powered by batteries, fuel, or other engines—whether or not designed primarily for use by individuals with mobility disabilities—that is used by individuals with mobility disabilities for the

purpose of locomotion, including golf cars, electronic personal assistance mobility devices, such as the Segway® PT, or any mobility device designed to operate in areas without defined pedestrian routes, but that is not a wheelchair within the meaning of this section.

Per the Title II Regulations, §35.137(b)(1) Use of other power-driven mobility devices, a public entity shall make reasonable modifications in its policies, practices, or procedures to permit the use of OPDMDs by individuals with mobility disabilities, unless the public entity can demonstrate that the class of OPDMDs cannot be operated in accordance with legitimate safety requirements that the public entity has adopted pursuant to §35.130(h).

OTHER POWER-DRIVEN MOBILITY DEVICE GUIDANCE/POLICY: OBSERVATIONS

The City does not have guidance on OPDMDs or an OPDMD policy.

OTHER POWER-DRIVEN MOBILITY DEVICE GUIDANCE/POLICY: POSSIBLE SOLUTIONS

While it is not a specific requirement to have guidance on OPDMDs or an OPDMD policy, having these will help the City meet the requirements for this section of the Title II Regulations. The City should consider developing guidance on OPDMDs and/or implementing an OPDMD policy, consistent with the Title II Regulations.

Additional information regarding OPDMDs can be found on the following webpages:

- **ADA Title II Regulations §35.137 Mobility devices | ADA.gov**
- **ADA Requirements: Wheelchairs, Mobility Aids, and Other Power-Driven Mobility Devices | ADA.gov**
- **Power-Driven Mobility Devices | ADA National Network**

4.1.15 EVENT PLANNING GUIDANCE/POLICY/CHECKLIST

The City hosts several events throughout the year including, but not limited to, Home Run for Shelter Pets, BTX 817 Day, Be Healthy Burleson Annual Run, Founders Day, Fall Fest at the Farm, Christmas on the Farm, Family Valentine Dance, Texas Heritage Festival, and Red, White & BTX. Each of these events needs to be accessible, even if the event location is temporary. Per the Title II Regulations, §35.130(a) General prohibitions against discrimination and §35.149 Discrimination prohibited:

- No qualified individual with a disability shall, on the basis of disability, be excluded from participation in or be denied the benefits of the services, programs, or activities of a public entity, or be subjected to discrimination by any public entity.

- Except as otherwise provided in §35.150, no qualified individual with a disability shall, because a public entity's facilities are inaccessible to or unusable by individuals with disabilities, be excluded from participation in, or be denied the benefits of the services, programs, or activities of a public entity, or be subjected to discrimination by any public entity.

EVENT PLANNING GUIDANCE/POLICY/CHECKLIST: OBSERVATIONS

The City does not have event planning guidance or an event planning policy and checklist.

EVENT PLANNING GUIDANCE/POLICY/CHECKLIST: POSSIBLE SOLUTIONS

While it is not a specific requirement to have guidance on event planning or an event planning policy and checklist, having these will help the City meet the requirements for this section of the Title II Regulations. The City should consider developing guidance on event planning and/or developing and implementing an event planning policy and checklist consistent with the Title II Regulations.

Additional information regarding event planning and ticket sales can be found on the following webpages:

- **ADA Title II Regulations §35.130 general prohibitions against discrimination | ADA.gov**
- **ADA Title II Regulations §35.150 Existing facilities | ADA.gov**
- **Accessible Meetings, Events & Conferences Guide | Mid-Atlantic ADA Center**
- **A Planning Guide for Making Temporary Events Accessible to People With Disabilities | ADA National Network**
- **ADA Title II Regulations §35.138 Ticketing | ADA.gov**
- **ADA Requirements: Ticket Sales | ADA.gov**
- **Ticketing | ADA National Network**

4.1.16 EMERGENCY MANAGEMENT DOCUMENTS

Per the Title II Regulations §35.130(a), no qualified individual with a disability shall, on the basis of disability, be excluded from participation in or be denied the benefits of the services, programs, or activities of a public entity, or be subjected to discrimination by any public entity. Accordingly, emergency management programs and services provided by the City to the public must be accessible to individuals with disabilities.

EMERGENCY MANAGEMENT DOCUMENTS: OBSERVATIONS

The City's Emergency Management Plan (2020 Edition) was reviewed in its entirety. The Plan does not have information specific to people with disabilities other than "coordinate special care requirements for disaster victims such as the aged, special needs individuals, and others" and "perform evaluation planning for special needs facilities (schools, hospitals, nursing homes, and other institutions".

EMERGENCY MANAGEMENT DOCUMENTS: POSSIBLE SOLUTIONS

The City's Emergency Management Plan should be updated to adequately address people with disabilities, including but not limited to emergency alerts, community evacuation and transportation, and emergency shelter programs. The City should also consider coordinating with people and organizations within the disability community to better understand the needs and concerns of people with disabilities during emergencies and incorporating this information into the plan.

Additional information regarding emergency management can be found on the following webpages:

- **Emergency Planning | ADA.gov**
- **An ADA Guide for Local Governments | ADA.gov**
- **ADA Tool Kit: Emergency Management | Archive.ADA.gov**
- **Emergency Management Checklist | Archive.ADA.gov**
- **Emergency Shelters Checklist | Archive.ADA.gov**
- **Access for 9-1-1 and Telephone Emergency Services | Archive.ADA.gov**
- **Emergency Preparedness | GPADACenter.org**

4.1.17 DESIGN STANDARDS AND ORDINANCES

Per the Title ADA Regulations, §35.151(a)(1) New construction and alternations, each facility or part of a facility constructed by, on behalf of, or for the use of a public entity shall be designed and constructed in such manner that the facility or part of the facility is readily accessible to and usable by individuals with disabilities, if the construction was commenced after January 26, 1992.

As discussed in **Section 1.5 New Construction and Alterations**, scoping and technical requirements for sites, facilities, buildings, and elements are provided in the ADA Standards, and scoping and technical requirements for pedestrian facilities in the public rights-of-way are provided in PROWAG.

DESIGN STANDARDS AND ORDINANCES: OBSERVATIONS

Design Standards

The City's Design Standards Manual (effective November 6, 2008) and Paving Details (dated 10/6/06) were last updated before the final rule for PROWAG became effective on October 7, 2023, and these documents may not reflect the latest scoping and technical requirements in Final PROWAG.

Ordinances

The City Code of Ordinances includes terminology that is inconsistent with the ADA, ADA Standards, and PROWAG, including but not limited to "disabled", "disabled persons", "handicap", "handicapped persons", "handicapped", "physically handicapped", "handicapped parking", and "handicap ramps".

Additionally, several sections within the City Code of Ordinances reference the Americans with Disabilities Act (ADA) and the Texas Accessibility Standards (TAS), including but not limited to:

- § 4-61 Public land and rights-of-way (ROW), C. Curbs, 1. Accessibility states: "Standards shall comply with city regulations, Texas Accessibility Standards (TAS) and the Americans with Disabilities Act (ADA)."
- § 8.4 Credits. (a)(2)(c) states: "Provide adequate accessibility from the adjacent public street(s) in compliance with the Americans with Disabilities Act (ADA) and as approved by the City's Parks and Recreation Director."
- § 8-41 Site design. (j)(2) states: "All pedestrian circulation walks shall be designed to provide access to the disabled in compliance with the Americans with Disabilities Act (ADA), and Texas Accessibility Standards (TAS)."

DESIGN STANDARDS AND ORDINANCES: POSSIBLE SOLUTIONS

Design Standards

The City should review and update the current design documents for consistency with the current version of PROWAG for pedestrian facilities in the public rights-of-way and the ADA Standards for facilities outside the public rights-of-way. The City may also want to consider incorporating information into design documents for common issues, as summarized in **Section 4.3 City-Owned Facility Review**, if specific design guidance is not currently provided.

Ordinances

The City should consider updating all affected ordinances to remove the terms “disabled”, “disabled persons”, “handicap”, “handicapped persons”, “handicapped”, “physically handicapped”, “handicapped parking”, and “handicap ramps” and replace with terms that are consistent with the ADA, ADA Standards, and PROWAG including but not limited to “accessible”, “disability”, “persons with disabilities”, “accessible parking”, and “curb ramp”.

The ADA is the law that protects the civil rights of people with disabilities, while the ADA Standards dictate what is required for a facility to be physically accessible to people with disabilities. If the intent is to address civil rights, the City should reference the law. If the intent is to address physical accessibility, the City should reference the standards. The Texas Accessibility Standards have a few requirements that are more stringent than the federal standards, so it's acceptable to continue referencing the TAS. However, the City should also consider referencing the latest version of the PROWAG for the design and construction of pedestrian facilities in the public rights-of-way. Additionally, the City should consider adopting the latest version of PROWAG into the City’s Code of Ordinances, similar to the International Building Code. If PROWAG is adopted by the City, all affected ordinances should be reviewed for consistency with PROWAG.

Additional information regarding Final PROWAG and the ADA Standards can be found on the following webpages:

- **Public Right-of-Way Accessibility Guidelines | Accesss-Board.gov**
- **ADA Standards | Accesss-Board.gov**

4.1.18 OTHER PROGRAMS, SERVICES, AND ACTIVITIES

Per the Title II Regulations, §35.130(a) General prohibitions against discrimination, no qualified individual with a disability shall, on the basis of disability, be excluded from participation in or be denied the benefits of the services, programs, or activities of a public entity, or be subjected to discrimination by any public entity.

The City provides a variety of additional programs, services, and activities, such as online bill payments, directories, GIS maps, databases, reports, registrations, committees, boards, meeting agendas and minutes, books, videos, forms, and other documents that are available to the public, all of which must be readily accessible to and usable by individuals with disabilities.

OTHER PROGRAMS, SERVICES, AND ACTIVITIES: OBSERVATIONS

A list of observations is provided in **Appendix B**.

OTHER PROGRAMS, SERVICES, AND ACTIVITIES: POSSIBLE SOLUTIONS

The City should also consider reviewing internal documentation, policies, and procedures related to the program, service, or activity to confirm all requirements in §35.130 have been met. A list of possible solutions is provided in **Appendix B**.

4.2 PRIORITIZATION

The following sections outline the methodology for assigning prioritization information to the facilities evaluated for compliance with the ADA standards and guidelines. Each facility type has a different set of parameters outlining the impact of barriers to access to establish barrier-based prioritization for improvements. Additionally, each corridor is given an activity score based on its proximity to common pedestrian generators to establish activity-based prioritization for improvements. These two scores are then aggregated, and the overall score is considered when developing the implementation plan for the proposed improvements.

Note that FHWA and DOJ have not provided any guidance on how to prioritize issues, only that prioritization information should be included as part of the schedule; however, best practices suggest that the prioritization methodology and resulting thresholds be first based on the severity of non-compliance (i.e., dangerous condition) and then second based on the barrier's proximity to pedestrian attractors (e.g., adjacent to a hospital or governmental facility with high daily pedestrian traffic).

4.2.1 BARRIER SCORE FOR FACILITIES

The accessibility condition, or barrier score, for buildings, parks, and amenities is prioritized on a 5-point scale, which is defined in **Table 2.** This prioritization methodology was developed by the Consultant Team to aid the City in determining how the building should be prioritized for improvements based on the severity of non-compliance with ADA.

Signalized and unsignalized intersection curb ramp barriers were prioritized on a 5-point scale that is defined in **Table 3** below. Accessibility barriers related to pedestrian equipment at signalized intersections and pedestrian crossings at intersections were prioritized on separate 5-point scales defined in **Table 4** and **Table 5**, respectively.

The sidewalk corridor evaluations documented conditions and measurements along the pedestrian path of travel within the City right-of-way, which includes the sidewalk, pedestrian street and driveway crossings, and curb ramps. Accessibility barriers associated with sidewalk corridor pavement condition were prioritized on a 5-point scale based on the severity of non-compliance, which is defined in **Table 6**. Obstructions and other barriers to access along the sidewalk corridors were prioritized on a separate 5-point scale shown in **Table 7**. Only existing sidewalks are required to be brought into compliance if issues exist. While a missing sidewalk is not required to be installed where it does not currently exist, the City considers short gaps in the sidewalk network to be non-compliant. Short gaps near existing sidewalks have been documented, assigned a low priority, and included in the cost projections. However, further study may be necessary to identify and prioritize broader gaps in the overall sidewalk network.

The Consultant Team developed this barrier-prioritization methodology, which is one of many factors the City can consider when developing the Transition Plan implementation strategy (see **Sections 6.2 – 6.4** and **Appendix D** for more information).

All compliance elements included in the barrier prioritization schedules are based on requirements from the 2010 ADA Standards for Accessible Design and PROWAG. While every effort will be made to design and implement improvements to be consistent with these standards, the City will provide access to the maximum extent feasible where full compliance is technically infeasible. Barrier priorities were assigned based on DOJ priorities for facility access, previous project experience, and case law regarding the severity of non-compliance.

To determine the barrier priority for each facility, compare the raw data to the criteria in **Tables 2-7**. To do this, start at Priority 1 and determine if any of the criteria apply. If yes, assign the facility a barrier priority of 1. If no, move to Priority 2 and determine if any of the criteria apply. Repeat this process until a barrier priority has been assigned to all intersections and each sidewalk corridor segment.

TABLE 2. BARRIER PRIORITIZATION FACTORS FOR BUILDINGS, PARKS, AND AMENITIES

Barrier Priority	Criteria
1 (high)	Accessible approach and entrance
2 (important)	Access to goods and services.
3 (moderate)	Access to public toilet rooms
4 (low)	Access to other items such as water fountains and public telephones
5 (recommended)	Fully compliant with a previous standard (safe-harbored) but will need to be brought into compliance with a current standard if altered.

TABLE 3. BARRIER PRIORITIZATION FACTORS FOR CURB RAMPS

Barrier Priority	Criteria
1 (highest)	Missing curb ramps and existing curb ramps with any of the following conditions: ▶ Width < 24 in ▶ Run slope > 15% ▶ Cross Slope > 10% ▶ Turning-space width or length < 24 in ▶ Turning-space Cross Slope > 8% ▶ Turning-space Run Slope > 8% ▶ Clear-space width or length < 24 in ▶ Vertical offset> 1 in ▶ Grade change> 25%
2	Existing curb ramps with any of the following conditions: ▶ Width < 36 in ▶ Run Slope > 10% ▶ Cross slope > 7.5% ▶ Turning-space width or length < 36 in ▶ Turning-space Cross Slope > 5% ▶ Turning-space Run Slope > 5% ▶ Clear-space width or length < 36 in ▶ DWS type is missing or non-compliant ▶ Bypass required but not present ▶ Vertical offset > 0.5 in ▶ Grade Change > 20%
3	Existing curb ramps with any of the following conditions: ▶ Ramp width < 48 in ▶ Ramp running slope > 8.33% ▶ Ramp cross slope > 5% ▶ Flare slope > 10% where flare is present ▶ Turning-space width or length < 48 in ▶ Turning-space cross slope > 2.1% ▶ Turning-space running slope > 2.1% ▶ Clear-space width or length < 48 in ▶ Surface not stable, firm, or slip resistant ▶ Grade break not perpendicular ▶ DWS non-contrasting or dimensionally deficient ▶ Vertical offset > 0.25 in ▶ Grade Change> 13.3% ▶ Multiple moderate deficiencies
4	Existing curb ramps with any of the following conditions: ▶ Ramp cross slope > 2.1% ▶ Non-compliant PROWAG
5 (lowest)	All other curb ramps not prioritized above

TABLE 4. BARRIER PRIORITIZATION FACTORS FOR PEDESTRIAN SIGNALS

Barrier Priority	Criteria
1 (highest)	Existing pedestrian signal with any of the following conditions: ▶ Button is missing ▶ Signal head is missing
2	Existing pedestrian signal with any of the following conditions: ▶ Button Clear Floor Width < 30 in ▶ Button Clear Floor Length < 48 in ▶ Button Clear Floor Running Slope) > 5% ▶ Button Clear Floor Cross Slope) > 2.1% ▶ Both Button CW Edge Distance > 60 in and Button Curb Edge Distance > 120
3	Existing pedestrian signal with any of the following conditions: ▶ Button height > 48 in ▶ Button is not parallel to crosswalk ▶ Button CW Edge Distance > 60 in ▶ Button Curb Edge Distance > 120 in
4	▶ Pedestrian Head does not show countdown ▶ Not PROWAG compliant
5 (lowest)	All other pedestrian signals not prioritized above

TABLE 5. BARRIER PRIORITIZATION FACTORS FOR CROSSWALKS

Barrier Priority	Criteria
1 (highest)	No crosswalk present
2	Existing crosswalk with any of the following conditions: ▶ Travel path width < 36 in ▶ Cross slope > 8% ▶ Running slope > 10%; ▶ Vertical offset > 0.5 in
3	Existing crosswalk with any of the following conditions: ▶ Vertical offset > 0.25 in ▶ Markings are not present
4	Existing crosswalk with any of the following conditions: ▶ Travel path width < 48 in ▶ Cross slope > 5% ▶ Running slope > 5% ▶ Not PROWAG compliant
5 (lowest)	All other crosswalks not prioritized above

TABLE 6. BARRIER PRIORITIZATION FACTORS FOR SIDEWALK CORRIDORS

Barrier Priority	Criteria
1 (highest)	Existing sidewalk corridor with any of the following conditions: ▶ Travel Path Width < 24 in ▶ Cross Slope > 7.5% ▶ Vertical Changes > 0.5 in
2	Existing sidewalk corridor with any of the following conditions: ▶ Travel Path Width < 36 in ▶ Cross Slope is between 6% and 7.5% ▶ Running Slope Condition > 10% when sidewalk running slope exceeds the allowable roadway-grade comparison ▶ Vertical Changes > 0.25 in
3	Existing sidewalk corridor with any of the following conditions: ▶ Travel Path Width < 48 in ▶ Cross Slope is between 4.5% and 6% ▶ Running slope condition > 8.33% ▶ Narrow sidewalk with no nearby passing space ▶ Multiple moderate deficiencies
4	Existing sidewalk corridor with any of the following conditions: ▶ Cross Slope is between 2.5% and 4.5% ▶ Compliant with PROWAG ▶ Running slope above 5% when it exceeds adjacent roadway grade by more than the configured tolerance
5 (lowest)	All other sidewalk corridors not prioritized above, including: ▶ Compliant sidewalk ▶ Sidewalk with minor or de minimis barriers only (e.g. cross slope between 2.1% and 2.5%)

TABLE 7. BARRIER PRIORITIZATION TABLE FOR ACCESS BARRIERS

Barrier Priority	Criteria
1 (highest)	Travel path width < 24 in
2	Travel path width < 36 in
3	Pole barrier present
4	Barrier representing any of the following conditions: ▶ Travel path width < 48 in ▶ Vegetation barrier present ▶ Any other populated barrier type not otherwise assigned higher
5 (lowest)	No width restriction and no stronger barrier-type condition applies

4.2.2 ACTIVITY SCORE FOR PUBLIC RIGHTS-OF-WAY FACILITIES

Activity scores were calculated for each intersection and sidewalk corridor based on a variety of factors, including the proximity to common pedestrian generators, such as parks, public or government buildings, and schools. Further tabulations considered the primary road classification, public feedback, and socioeconomic factors.

The criteria for calculating a corridor's activity score are shown in **Table 8**. The activity score methodology for each subtable (**a-j)** is as described below:

a) **Government Buildings**: All locations were assigned a value based on **Table 8a** and their proximity to a government building. This value was multiplied by a weight of 15, resulting in a score ranging from 0 to 15 based on the proximity to a government building. If a sidewalk intersected two government buildings, the higher of the two was utilized.

b) **Transit/Bus stops:** All locations were assigned a value based on **Table 8b** and their proximity to a transit stop. The value was multiplied by a weight of 10, resulting in a score ranging from 0 to 10 based on the proximity to a transit stop. If a sidewalk stratified two transit stops, the higher of the two was used.

c) **Hospitals / Medical Centers:** All locations were assigned a value based on Table **8c** and their proximity to a hospital. This value was multiplied by a weight of 5, resulting in a score ranging from 0 to 5 based on the proximity to a hospital or medical center. If a sidewalk stratified hospitals or medical centers, the higher of the two was used.

d) **Functional Classification / Street Classification:** All locations were assigned a value based on the adjacent street on which they were located. This value was multiplied by a weight of 5 to assign a score ranging from 0 to 5 as shown in **Table 8d**. Types of streets were categorized according to the following values:
   - Principal Arterial
   - Minor Arterial
   - Collector
   - Local

e) **School Sites:** All locations were assigned a value based on **Table 8e** and their proximity to a school site. This value was multiplied by a weight of 10, resulting in a score ranging from 0 to 10 based on the proximity to a school site. If a sidewalk stratified two school sites, the higher of the two was used.

f) **Grocery Stores:** All locations were assigned a value based on **Table 8f** and their proximity to a grocery store. This value was multiplied by a weight of 5, resulting in a score ranging from 0 to 5 based on the proximity to a grocery store. If a sidewalk stratified two grocery store locations, the higher of the two was used.

g) **Parks and Trails:** All locations were assigned a value based on **Table 8g** and their proximity to a park. The value was multiplied by a weight of 5, resulting in a score ranging from 0 to 5 based on the proximity to a park. If a sidewalk stratified two parks, the higher of the two was used.

h) **Public Comment:** All locations were assigned a value based on **Table 8h** and whether it had received public comment. The value was multiplied by the weight of 20, resulting in a score ranging from 0 to 20.

i) **Libraries / Community Centers:** All locations were assigned a value based on **Table 8i** and their proximity to a library or community center. This value was multiplied by a weight of 5, resulting in a score ranging from 0 to 5 based on the proximity to a library/community center. If a sidewalk stratified two libraries or community centers, the higher of the two was used.

j) **Social Vulnerability Index:** All locations were assigned a value based on **Table 8j** based on the census tract that the location fell within, and the tract's score under the **CDC's Social Vulnerability Index (SVI)**. The value was multiplied by the weight of 15, resulting in a score ranging from 0 to 15.

TABLE 8. CORRIDOR ACTIVITY SCORES

SCORING MATRIX - LOCATION EVALUATION CRITERIA

a) Government Buildings			
Grade	Proximity	Value	Weight
A	1,000 feet	1	15
B	1,000 - 2,000 feet	0.7	
C	2,000 - 3,500 feet	0.4	
D	3,500 - 5,000 feet	0.1	
F	> 5,000 feet	0	

b) Transit/Bus Stops			
Grade	Proximity	Value	Weight
A	1,000 feet	1	10
B	1,000 - 2,000 feet	0.7	
C	2,000 - 3,500 feet	0.4	
D	3,500 - 5,000 feet	0.1	
F	> 5,000 feet	0	

c) Hospitals & Medical Centers			
Grade	Proximity	Value	Weight
A	1,000 feet	1	5
B	1,000 - 2,000 feet	0.7	
C	2,000 - 3,500 feet	0.4	
D	3,500 - 5,000 feet	0.1	
F	> 5,000 feet	0	

d) Road Classification			
Grade	Classification	Value	Weight
A	Principal Arterial	1	5
B	Minor Arterial	0.7	
C	Collector	0.4	
D	Local	0.1	
F	Private: Cul-De-Sacs/Roads/Dead Ends	0	

e) Schools			
Grade	Proximity	Value	Weight
A	1,000 feet	1	10
B	1,000 - 2,000 feet	0.7	
C	2,000 - 3,500 feet	0.4	
D	3,500 - 5,000 feet	0.1	
F	> 5,000 feet	0	

f) Grocery Stores			
Grade	Proximity	Value	Weight
A	1,000 feet	1	5
B	1,000 - 2,000 feet	0.7	
C	2,000 - 3,500 feet	0.4	
D	3,500 - 5,000 feet	0.1	
F	> 5,000 feet	0	

g) Parks & Trails			
Grade	Proximity	Value	Weight
A	1,000 feet	1	10
B	1,000 - 2,000 feet	0.7	
C	2,000 - 3,500 feet	0.4	
D	3,500 - 5,000 feet	0.1	
F	> 5,000 feet	0	

h) Public Comment			
Grade	Mention	Value	Weight
A	Disabled Person or Group	1	15
B	More than 5 comments from different individials about same loca	0.7	
C	Request from one person	0.4	
D	Aesthetic/Cosmetic	0.1	
F	No comments	0	

i) Libraries/Community Centers/Churches			
Grade	Proximity	Value	Weight
A	1,000 feet	1	10
B	1,000 - 2,000 feet	0.7	
C	2,000 - 3,500 feet	0.4	
D	3,500 - 5,000 feet	0.1	
F	> 5,000 feet	0	

j) Social Vulnerability Index			
Grade	Percentile	Value	Weight
A	>80th Percentile	1	15
B	60th-80th Percentile	0.7	
C	40th-60th Percentile	0.4	
D	20th-40th Percentile	0.1	
F	<20th Percentile	0	

4.2.3 IMPLEMENTATION OF IMPROVEMENTS

To develop a list of recommended improvements for the City of Burleson, public rights-of-way facilities were grouped into corridors. These corridors were ranked by a composite score comprised of a severity score and an activity score. The process for developing the rankings is explained in the following sections.

CORRIDOR CREATION

First, facilities were grouped to create corridors. Corridors are defined as all sidewalks, curb ramps, and driveway and pedestrian street crossings along both sides of a street that are within the jurisdiction of the City of Burleson. For each corridor, the severity and activity scores for each facility present were averaged together to develop a combined corridor composite score.

CORRIDOR SEVERITY SCORES

Next, each sidewalk segment and curb ramp facility was assigned a severity score based on the criteria described in **Section 4.2.1**.

The corridor severity score is an average score of all facilities present and their individual severity scores along a given corridor. The severity score is on a scale of 0 to 100 points, with

100 points having the greatest severity of barriers to accessibility and categorized as Priority 1 (High).

CORRIDOR ACTIVITY SCORES

Next, each sidewalk segment and curb ramp facility was assigned an activity score based on the criteria described in **Section 4.2.2.** The activity score can sum to a total of 100 points, with 100 points being the closest to pedestrian attractors and categorized as Priority 1 (High).

The corridor activity score is an average score of all facilities present and their individual activity scores along a given corridor.

CORRIDOR COMPOSITE SCORES

Next, each corridor was assigned a composite score by averaging the corridor severity scores and corridor activity scores together.

The corridors with a high composite score would generally have both a higher severity score and activity score. This indicates both poor condition and factors that would indicate higher pedestrian activity.

CORRIDOR PRIORITIZATION

Finally, corridors were ranked in order of composite score. The corridor rankings are included in the Project's GIS database package.

The rankings are displayed with a list of all corridors in the City of Burleson, which were grouped into three tiers based on composite scores:

- High Score (Composite Score of 60 or above)
- Median Score (Composite Score between 40 and 60)
- Low Score (Composite Score of 40 or below)

The composite scores for each corridor are shown in the Project's GIS database package.

***Example** Project Prioritization Scoring*

To determine final project prioritization, a facility must first be evaluated for severity score, followed by activity score. For example, Adeline Drive is comprised of 292 individual segments, allowing independent assessment of existing conditions depending on the facility type (such as curb ramps, sidewalk panels, or traffic signal push buttons). Adeline Drive's corridor was first assessed for sidewalk severity score using **Tables 5** and **6**, which produced an average score of 77.2. Next, the corridor was evaluated for activity score based on **Table 9**, resulting in an average score of 33.0. The average of the two scores generated a composite score of 55.1. Adeline Drive was categorized as Medium, as the project composite score was between 40 and 60 (see **Project's GIS database package**).

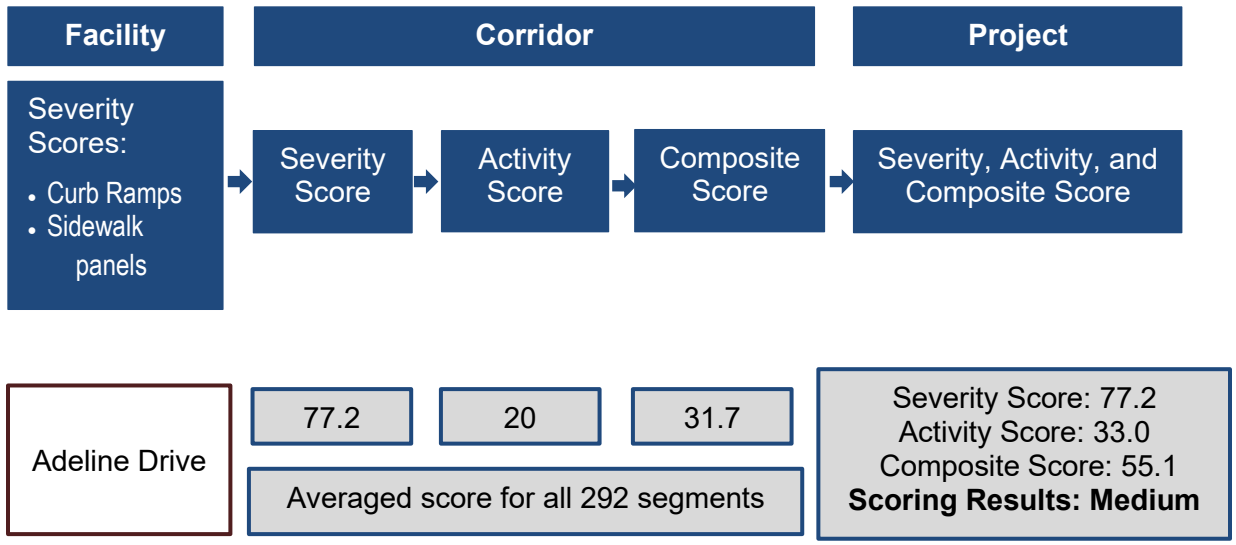

4.3 CITY-OWNED FACILITIES REVIEW

A Self-Evaluation was conducted on the following facilities:

- 17 buildings
- 21 parks
- 8 miles of paved trails
- 24 signalized intersections
- 218 miles of sidewalk corridors and all unsignalized intersections, driveways, and pedestrian at-grade railroad crossings along the sidewalk corridor

The following sections summarize the observations.

4.3.1 BUILDINGS

17 buildings within the City of Burleson were evaluated for compliance with the ADA Standards in effect at the time of construction. All buildings included in the evaluation are listed in **Table 9** and shown on the map in **Appendix C**.

TABLE 9. SUMMARY OF BUILDINGS REVIEWED

Building Name	Building Address
1. Animal Shelter	775 SE John Jones Drive
2. Burleson Memorial Cemetery	580 Memorial Plaza
3. Burleson Recreation Center (BRiCk)	550 NW Summercrest Boulevard
4. Burleson Visitors Center	124 W Ellison Street
5. City Hall	141 W Renfro Street
6. City Hall Annex	141 W Renfro Street
7. Fire Station #1	828 SW Alsbury Blvd
8. Fire Station #16	250 E Hidden Creek Parkway
9. Fire Station #3	245 Lakewood Drive
10. Hidden Creek Golf Course	555 E Hidden Creek Parkway
11. Library	248 SW Johnson Avenue
12. Mayor Vera Calvin Plaza in Old Town	141 W Renfro Street
13. Municipal Court	1131 SW Wilshire Boulevard
14. Police Department (Exterior Only)	1161 SW Wilshire Blvd
15. Russell Farm	405 W County Road 714
16. Senior Activity Center	216 SW Johnson Avenue
17. Service Center	725 SE John Jones Road

BUILDINGS: SELF-EVALUATION OBSERVATIONS

Areas evaluated for each building included parking lots, the path of travel from the parking lot to the building, access into the building, signage, drinking fountains, telephones, bathrooms, and counter heights. A complete list of observations is provided in the building facility reports**.** Common observations included:

- Doors close too quickly and exceed the maximum allowable opening force.
- Accessible path of travel has cross slopes greater than 2%.
- Wall signs incorrectly located or non-compliant.
- Elements out of reach range.

BUILDINGS: POSSIBLE SOLUTIONS

A complete list of possible solutions is provided in the building facility reports.

4.3.2 PARKS

21 parks and approximately seven (7) miles of park trails within the City of Burleson were evaluated for compliance with the ADA Standards that were in place at the time of construction. All parks included in the evaluation are listed in **Table 10** and shown on the map in **Appendix C**.

TABLE 10. SUMMARY OF PARKS REVIEWED

Park Name	Park Address
1. Bailey Lake Park	280 W Hidden Creek Parkway
2. Bartlett Park and Soccer Complex	550 NW Summercrest Boulevard
3. Burleson Bark Park	616 Memorial Plaza
4. Cedar Ridge Park	716 Cumberland Drive
5. Centennial Park	308 NE McAlister Road
6. Chisenhall Sports Complex and Trails	500 W Hidden Creek Parkway
7. Cindy Park	205 NE Cindy Lane
8. Clark Park	124 N Clark Street
9. Claudia's Playground	933 West Bend Boulevard
10. Elk Ridge Park	1016 Dorsey Street
11. Heberle Park and Trail	812 Tyler Court
12. Hidden Vistas Park	950 Hidden Vistas Boulevard
13. Meadowcrest Park	1050 Barracuda Drive
14. Mistletoe Hill Park	960 NE McAlister Road
15. Oak Valley Park North & Shared-Use Path	804 Parkridge Boulevard
16. Prairie Timber Park	801 Prairie Timber Road
17. Robert Joseph Park	2780 Greenridge Drive
18. Veterans Memorial Park	298 E Renfro Street
19. Wakefield Heights Park	704 Elizabeth Drive
20. Warren Park	301 SW Johnson Avenue
21. Willow Creek Park	151 Hawks Ridge Trail

PARKS: SELF-EVALUATION OBSERVATIONS

Areas evaluated for each park included parking lots, the path of travel from the parking lot to the park amenities, access into facilities, signage, drinking fountains, and restrooms. A complete list of observations is provided in the park facility reports. Common observations included:

- Elements out of reach range.
- Accessible route or clear floor space not provided.
- Non-compliant restrooms and restroom accessories.
- Walkway contains cracking, sinking, and heaving.
- Non-compliant drinking fountains.

PARKS: POSSIBLE SOLUTIONS

A complete list of possible solutions is provided in the park facility reports.

4.3.3 SIGNALIZED INTERSECTIONS

Twenty-Four (24) signalized intersections within the City of Burleson were evaluated for compliance with PROWAG. Signalized intersection evaluations cataloged the conditions and measurements along the pedestrian circulation path, which includes street crossings, curb ramps, sidewalk adjacent to the curb ramps, and pedestrian signal equipment and adjacent clear spaces.

All signalized intersections included in the evaluation are listed on a map included in **Appendix C**.

SIGNALIZED INTERSECTIONS: SELF-EVALUATION OBSERVATIONS

Common curb ramp observations included excessive landing running slopes and cross slopes, excessive grade between curb ramp and gutter/street, and excessive curb ramp running slopes and cross slopes. **Table 11** provides a summary of the curb ramp observations at signalized intersections.

Common issues associated with the existing pedestrian push buttons included push buttons installed at locations inconsistent with PROWAG, excessive push button clear cross slopes, and excessive push button heights. **Table 12** provides a summary of the push button issues.

SIGNALIZED INTERSECTIONS: POSSIBLE SOLUTIONS

A complete list of possible solutions can be found in the signalized intersection reports.

TABLE 11. SUMMARY OF CURB RAMP OBSERVATIONS AT SIGNALIZED INTERSECTIONS

Curb Ramp Element	Number Evaluated	Number Compliant	Percent Compliant
Width of pedestrian access route crossing median/pedestrian refuge island ≥ 60”	1	1	100%
Curb ramp present where curb ramp is required	110	110	100%
Curb ramp landing exists	110	110	100%
Curb ramp flare slope parallel to curb line ≤ 10.0%	110	103	94%
Curb ramp width ≥ 48”	110	99	90%
Curb ramp running slope ≤ 8.3%	110	97	88%
Detectable warning surface exists	110	81	74%
Curb ramp landing cross slope ≤ 2.1%	110	68	62%
Curb ramp landing running slope ≤ 2.1%	110	68	62%
Curb ramp cross slope ≤ 2.1%	110	67	61%
Change of grade between curb ramp and gutter/street ≤ 13.3%	110	48	44%
Detectable warning surface is compliant	81	31	38%

TABLE 12. SUMMARY OF PUSH BUTTON OBSERVATIONS

Push Button Element	Number Evaluated	Number Compliant	Percent Compliant
Clear space is ≥ 30" x 48"	91	91	100%
Push button present where needed	91	91	100%
Pedestrian head present where needed	82	82	100%
Push button offset from crosswalk ≤ 5 ft	91	82	90%
Push button height ≤ 48”	91	80	88%
Cross slope of the clear space ≤ 2.1%	80	69	86%
Push button offset from curb ≤ 10’	91	62	68%

4.3.4 SIDEWALK CORRIDORS

The sidewalk corridor evaluations documented conditions and measurements along the pedestrian path of travel within the City right-of-way, which includes the sidewalk, pedestrian street and driveway crossings, curb ramps, and at-grade pedestrian railroad crossings. Approximately 218 miles of sidewalk corridors and 8 miles of paved trails were evaluated for compliance with PROWAG. A map of the evaluated sidewalk corridors is provided in **Appendix C**.

SIDEWALK CORRIDORS: SELF-EVALUATION OBSERVATIONS

Common observations along the sidewalk corridors were excessive pedestrian access route cross slopes, vertical surface discontinuities that caused excessive level changes, and temporary obstructions in the pedestrian circulation path such as weeds and low-hanging branches. Where excessive vegetation was present, field crews attempted to assess the condition of the underlying sidewalk. Where possible, the condition of the underlying sidewalk was recorded; however, the City of Burleson may find additional compliance concerns with the sidewalk once the temporary obstruction is removed.

Common curb ramp observations at unsignalized intersections and driveways along the sidewalk corridors included the absence of color contrast or texture contrast (detectable warning surfaces), excessive slopes where the curb ramp meets the roadway, and curb ramps with excessive landing cross slopes. A summary of the unsignalized intersection and driveway curb ramp observations is provided in **Table 13.**

ADA Title II Regulations (28 CFR Part 35), Section 35.150, Existing Facilities, requires that the Transition Plan include a schedule for providing curb ramps or other sloped areas where pedestrian sidewalks cross curbs, giving priority to walkways serving entities covered by the ADA, including state and local government offices and facilities, transportation, places of public accommodation, and employers, followed by walkways serving other areas.

SIDEWALK CORRIDORS: POSSIBLE SOLUTIONS

PROWAG defines a crosswalk as "that part of a roadway that is located at an intersection included within the connections of the lateral lines of the pedestrian circulation paths on opposite sides of the highway measured from the curbs, or in the absence of curbs, from the edges of the traversable roadway, and in the absence of a pedestrian circulation path on one side of the roadway, the part of a roadway included within the extension of the lateral lines of the pedestrian circulation path at right angles to the center line; or at any portion of a roadway at an intersection or elsewhere distinctly indicated as a pedestrian crossing by pavement marking lines on the surface. Crosswalks at intersections may be marked or unmarked."

Curb ramps, blended transitions, or a combination of curb ramps and blended transitions should be provided in accordance with PROWAG. If a pedestrian crossing is prohibited or not intended, the crosswalk should be closed in accordance with PROWAG. The requirements are summarized in the sections below.

CROSSWALKS AT INTERSECTIONS

At an intersection corner, one curb ramp or blended transition shall be provided for each crosswalk, or a single blended transition that spans all crosswalks at the intersection corner may be provided. In alterations, where existing physical constraints make compliance with PROWAG technically infeasible, a single curb ramp shall be permitted at the apex of the intersection corner. When alterations are made to crosswalks, curb ramps or blended transitions shall be provided on both ends of the crosswalk where the pedestrian access route crosses a curb.

At an intersection corner where pedestrian crossing is prohibited, curb ramps or blended transitions shall not be provided. The pedestrian circulation path shall be either (a) separated from the roadway with landscaping or other non-prepared surface or (b) separated from the roadway by a detectable vertical edge treatment with a bottom edge 15 inches maximum above the pedestrian circulation path (PROWAG Section R203.6.1.1).

MID-BLOCK AND ROUNDABOUT CROSSWALKS

At a mid-block or roundabout crosswalk, curb ramps or blended transitions shall be provided on both ends of the crosswalk. When alterations are made to crosswalks, curb ramps or blended transitions shall be provided on both ends of the crosswalk where the pedestrian access route crosses a curb.

At a mid-block or roundabout crosswalk where pedestrian crossing is not intended, curb ramps or blended transitions shall not be provided. The pedestrian circulation path shall be either (a) separated from the roadway with landscaping or other non-prepared surface or (b) separated from the roadway by a detectable vertical edge treatment with a bottom edge 15 inches maximum above the pedestrian circulation path (PROWAG Section R203.6.1.2).

CROSSWALK MARKINGS

For all existing marked crosswalks at unsignalized intersections, crosswalk markings are recommended for replacement where they currently exist but are worn, do not meet minimum width requirements, or will need to be replaced due to compliance issues with the underlying pavement. The 11th edition of the MUTCD guidance states that on approaches controlled by STOP or YIELD signs, crosswalk markings should be installed where engineering judgment indicates they are needed to direct pedestrians to the proper crossing path(s). At uncontrolled approaches, an engineering study should be performed before a marked crosswalk is installed.

A complete list of possible solutions can be found in the sidewalk and unsignalized intersection/driveway facility reports.

TABLE 13. SUMMARY OF CURB RAMP OBSERVATIONS AT UNSIGNALIZED INTERSECTIONS

Curb Ramp Element	Number Evaluated	Number Compliant	Percent Compliant
Curb ramp landing exists	2,424	2,378	98%
Curb ramp present where curb ramp is required	3,038	2,424	80%
Curb ramp running slope ≤ 8.3%	2,424	1,879	78%
Curb ramp width ≥ 48”	2,424	1,775	73%
Width of pedestrian access route crossing median/pedestrian refuge island ≥ 60”	11	7	64%
Curb ramp flare slope parallel to curb line ≤ 10.0%	260	163	63%
Curb ramp landing running slope ≤ 2.1%	2,424	1,310	54%
Curb ramp cross slope ≤ 2.1%	2,424	1,261	52%
Curb ramp landing cross slope ≤ 2.1%	2,424	1,251	52%
Detectable warning surface exists	2,424	1,211	50%
Change of grade between curb ramp and gutter/street ≤ 13.3%	2,424	1,078	44%
Detectable warning surface is compliant	1,211	513	42%

4.3.5 PEDESTRIAN AT-GRADE RAILROAD CROSSINGS

Thirteen (13) pedestrian at-grade railroad crossings along the sidewalk corridors were evaluated for compliance with PROWAG. Railroad crossing evaluations cataloged the conditions and measurements along the pedestrian circulation path across the railroad tracks, including transitions to and from adjacent pedestrian circulation paths, flangeway gap width, and detectable warning surfaces.

All pedestrian at-grade railroad crossings included in the evaluation are shown on a map included in **Appendix C**.

PEDESTRIAN AT-GRADE RAILROAD CROSSINGS: SELF-EVALUATION OBSERVATIONS

Table 14 provides a summary of the observations at evaluated railroad crossings.

TABLE 14. SUMMARY OF OBSERVATIONS AT RAILROAD CROSSINGS

Railroad Crossing Element	Number Evaluated	Number Compliant	Percent Compliant
Detectable warning surface extends the full width of the pedestrian circulation path (when crossing is not located within a street)	13	13	100%
Surfaces: Surface between rails is aligned with top of rail (e.g., concrete panel present at crossing)	13	13	100%
Surfaces: Pedestrian access route surface is level and flush with the top of rail at the outer edges of the rails	13	6	46.1%
Flangeway gap ≤ 3 inches*	26	9	34.6%

** Assumes the tracks being crossed are subject to safety regulations at 49 CFR part 213, issued by the Federal Railroad Administration.*

PEDESTRIAN AT-GRADE RAILROAD CROSSINGS: POSSIBLE SOLUTIONS

At pedestrian at-grade rail crossings not located within a street, detectable warning surfaces shall be located on each side of the rail crossing. The edge of the detectable warning surface nearest the rail crossing shall be 6 feet minimum and 15 feet maximum from the centerline of the nearest rail. Where pedestrian gates are provided, detectable warning surfaces shall be located on the side of the gate opposite the rail. Pedestrian gates shall not overlap detectable warning surfaces. Detectable warning surfaces should be 24 inches in depth in the direction of pedestrian travel and extend the full width of the pedestrian circulation path.

A complete list of possible solutions can be found in the pedestrian at-grade railroad crossing facility reports.

FIGURE 1. PROWAG FIGURE R305.2.5 PEDESTRIAN AT-GRADE RAIL CROSSINGS

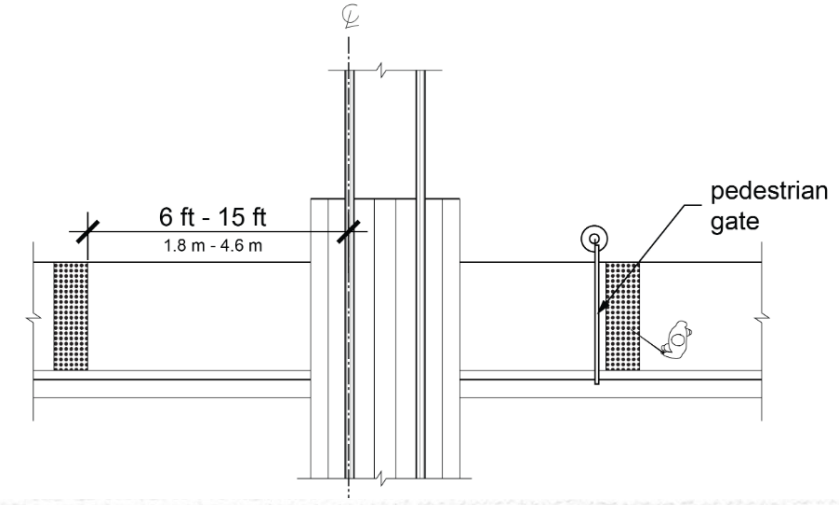

4.4 MAINTENANCE VERSUS ALTERATIONS

The DOJ has issued a briefing memorandum clarifying maintenance versus alteration projects. Information contained in the briefing memorandum is below. It is recommended that this clarification regarding when curb ramp installation is required as part of a project be distributed to the appropriate City of Burleson staff.

The Americans with Disabilities Act of 1990 (ADA) is a civil rights statute prohibiting discrimination against persons with disabilities in all aspects of life, including transportation, based on regulations promulgated by the United States Department of Justice (DOJ). DOJ's regulations require accessible planning, design, and construction to integrate people with disabilities into mainstream society. Further, these laws require that public entities responsible for operating and maintaining the public rights-of-way do not discriminate in their programs and activities against persons with disabilities. FHWA's ADA program implements the DOJ regulations through delegated authority to ensure that pedestrians with disabilities have the opportunity to use the transportation system's pedestrian facilities in an accessible and safe manner.

FHWA and DOJ met in March 2012 and March 2013 to clarify guidance on the ADA's requirements for constructing curb ramps on resurfacing projects. Projects deemed to be alterations must include curb ramps within the scope of the project.

This clarification provides a single Federal policy that identifies specific asphalt and concrete-pavement repair treatments that are considered to be alterations – requiring installation of curb ramps within the scope of the project – and those that are considered to be maintenance, which do not require curb ramps at the time of the improvement. ***Figure 2*** *provides a summary of the types of projects that fall within maintenance versus alterations.*

This approach clearly identifies the types of structural treatments that both DOJ and FHWA agree require curb ramps (when there is a pedestrian walkway with a prepared surface for pedestrian use and a curb, elevation, or other barrier between the street and the walkway) and furthers the goal of the ADA to provide increased accessibility to the public right-of-way for persons with disabilities. This single Federal policy will provide for increased consistency and improved enforcement.

FIGURE 2. MAINTENANCE VERSUS ALTERATION PROJECTS

ADA Maintenance	ADA Alterations
Crack Filling and Sealing	Open-graded Surface Course
Surface Sealing	Cape Seals
Chip Seals	Mill & Fill/Mill & Overlay
Slurry Seals	Hot In-Place Recycling
Fog Seals	Microsurfacing/Thin Lift Overlay
Scrub Sealing	Addition of New Layer of Asphalt
Joint Crack Seals	Asphalt and Concrete
Joint Repairs	Rehabilitation and Reconstruction
Dowel Bar Retrofit	New Construction
Spot High-Friction Treatments	
Diamond Grinding	
Pavement Patching	

Source: DOJ Briefing Memorandum on Maintenance versus Alteration Projects

5.0 FACILITY CONCEPTUAL BUDGET ESTIMATES

5.1 FACILITY CONCEPTUAL BUDGET ESTIMATE OVERVIEW

To identify funding sources and develop a reasonable implementation schedule, conceptual budget estimates for only the facilities evaluated were developed for each facility type. Conceptual budget estimates for buildings, recreational facilities, and parks were based on construction resources such as Marshall & Swift, RS Means, Consultant's experience with past costs for similar projects, City cost indexes, consulting with local specialty contractors, City-provided information, and assumptions regarding future economic conditions. Conceptual budget estimates for public rights-of-way facilities were based on recent bid tabulations from the Texas Department of Transportation (TxDOT) construction projects.

"Conceptual Budget Estimates" include only individual accessibility improvements and refer to the estimated cost of labor and materials for a specific ADA compliance modification, excluding any additional costs for overhead, profit, or project contingencies. Conceptual budget estimates represent the direct expenses associated with performing the modification itself. The cost of other components will be determined by the project manager or the design professional, including but not limited to project administration, construction mobilization, material testing, design analysis, design, plan review, or contractor costs for the overall project.

A contingency percentage (20%) was added to the subtotal to account for future increases in unit prices, in addition to an engineering design percentage (15%). All costs are in 2026 dollars. **Table 15** provides a summary of the conceptual budget estimates to bring each facility into compliance.

TABLE 15. SUMMARY OF CONCEPTUAL BUDGET ESTIMATES

City-Owned Facility Type	Total*
Buildings	$536,300
Parks	$497,000
Public Rights-of-Way Sidewalk	$60,778,500
Public Rights-of-Way Pedestrian Signals	$142,600
Public Rights-of-Way Signalized and Unsignalized Curb Ramps	$16,281,500
Public Rights-of-Way Missing Curb Ramps	$4,298,000
Public Rights-of-Way Crosswalk	$2,850,000
Public Rights-of-Way Access Barriers	$92,100
Railroad Crossings	$659,800
City Totals	**$86,136,000**

**Table values are rounded for simplification*

The facility conceptual budget estimates in **Table 15** include only the budget to remediate accessibility non-compliance as determined by a visual inspection of the facilities. Additional budget considerations should be given to the following:

- Aesthetic upgrades, such as remodeling/upgrading of outdated facilities.
- Current market conditions that may affect pricing of construction materials and labor.

- Construction challenges not visible during inspection, such as underground or in-wall utilities; and
- Other factors that may affect costs.

It is recommended that a design professional assist the City in determining the best overall design solutions with respect to various factors, including but not limited to existing conditions, available construction budget, and consideration for all elements that are out of compliance in a particular area of a facility.

5.2 IMPLEMENTATION SCHEDULE

Table 16 details the conceptual budget estimates and proposed implementation schedule by facility type for all City-owned facilities evaluated. Actual annual budgets will vary to accommodate project scopes. For example, all barriers at a single intersection are recommended to be removed within the same project scope. Because conceptual budget estimates vary by intersection, the actual annual budget may vary to accommodate all improvements at an intersection. This XX-year plan will serve as the implementation schedule for the Transition Plan. The City of Burleson reserves the right to change the barrier removal priorities on an ongoing basis to allow flexibility in accommodating community requests, petitions for reasonable modifications from persons with disabilities, and changes in City programs.

The City intends to have its ADA/504 Coordinator work together with department heads and budget staff to determine the funding sources for barrier removal projects. Once funding is identified, the ADA/504 Coordinator will coordinate the placement of the projects in the Capital Improvement Program (CIP) for fiscal-year funding.

TABLE 16. IMPLEMENTATION SCHEDULE

Facility Type	Conceptual Budget Estimate	Implementation Schedule (years)	Approximate Annual Budget*
Buildings	$536,300	XX	$XXX
Parks	$497,000	XX	$XXX
Public Rights-of-Way Sidewalk	$60,778,500	XX	$XXX
Public Rights-of-Way Pedestrian Signals	$142,600	XX	$XXX
Public Rights-of-Way Signalized and Unsignalized Curb Ramps	$16,281,500	XX	$XXX
Public Rights-of-Way Missing Curb Ramps	$4,298,000	XX	$XXX
Public Rights-of-Way Crosswalk	$2,850,000	XX	$XXX
Public Rights-of-Way Access Barriers	$92,100	XX	$XXX
Railroad Crossings	$659,800	XX	$XXX
City Totals	**$86,136,000**		
		Total Approximate Annual Budget	**$XXX**

**Table values are rounded for simplification*

5.3 FUNDING OPPORTUNITIES

Several alternative funding sources are available to the City to complete the improvements in this Transition Plan. The funding opportunities include applying for resources at the federal, state, and local levels. The following sections detail some different funding source options.

5.3.1 FEDERAL AND STATE FUNDING

Federal and state funding is available for the City to apply through numerous agencies for various improvements. A summary of the available funding opportunities is available on the FHWA website. View the **FHWA Pedestrian Funding webpage**.

Most of these programs are competitive-type grants; therefore, the City of Burleson is not guaranteed to receive these funds. It will be important for the City to track these programs to apply for the funds. Federal-aid funding programs have specific requirements that projects must meet, and eligibility must be determined on a case-by-case basis.

5.3.2 LOCAL FUNDING

There are several local funding options for the City to consider, including:

- Community Development Block Grants (CDBG)
- Community Improvement District (CID) – A geographically defined district in which commercial property owners vote to impose a self-tax. Funds are then collected by the taxing authority and given to a board of directors elected by the property owners.
- General fund (sales tax and bond issue)
- Scheduled/funded CIP projects that are funded through bonds
- Sidewalk or Access Improvement Fee
- Special tax districts – A district with the power to provide some governmental or quasi-governmental service and to raise revenue by taxation, special assessment, or charges for services.
- Tax Allocation District (TAD) – A defined area where real estate property tax monies gathered above a certain threshold for a certain period of time (typically 25 years) is to be used for a specified improvement. The funds raised from a TAD are placed in a tax-free bond (finance) where the money can continue to grow. These improvements are typically aimed at revitalization, especially to complete redevelopment efforts.
- Tax Increment Financing District (TIF) – A TIF allows cities to create special districts and to make public improvements within those districts that will generate private-sector development. During the development period, the tax base is frozen at the pre-development level. Property taxes continue to be paid, but taxes derived from increases in assessed values (the tax increment) resulting from new development either go into a special fund created to retire bonds issued to originate the development, or leverage future growth in the district.
- Transportation Reinvestment Zone
- Transportation User Fee / Street Maintenance Fee

6.0 TRANSITION PLAN

Per the ADA Regulations §35.150 Existing Facilities, the City is not required to make structural changes in existing facilities where other methods are effective in achieving compliance. If structural changes to facilities will be undertaken to achieve program accessibility, the City is required to develop a transition plan setting forth the steps necessary to complete such changes. The transition plan shall, at a minimum:

- Identify physical obstacles in the City's facilities that limit the accessibility of its programs or activities to individuals with disabilities.
- Describe in detail the methods that will be used to make the facilities accessible.
- Specify the schedule for taking the steps necessary to achieve compliance with this section and, if the time period of the transition plan is longer than one year, identify steps that will be taken during each year of the transition period. Since the City has responsibility and/or authority over streets, roads, or walkways, a schedule for providing curb ramps or other sloped areas where pedestrian walks cross curbs.
- Indicate the official responsible for the implementation of the plan.

6.1 TRANSITION PLAN REQUIREMENTS

The City has identified the physical obstacles that limit the accessibility of City programs and/or activities to individuals with disabilities (see **Section 4.3 City-Owned Facilities Review**). Buildings, recreational facilities, and park remediations will be completed in accordance with the latest version of the ADA Standards. Public rights-of-way facility remediations will be completed in accordance with the latest version of PROWAG. Based on the conceptual budget estimates, the transition period will take longer than one year (see **Section 5.0 Facility Conceptual Budget Estimates**). Accordingly, the following steps to achieve compliance will be taken by the City on an annual basis:

1. Verify that all new projects are consistent with the ADA Standards and PROWAG.
2. Determine if barrier removal will be achieved by one of the following methods:
   - Scheduled maintenance program
   - Scheduled improvement projects
3. For improvements that are not scheduled, develop an implementation strategy.

The official responsible for the implementation of the Burleson ADA Transition Plan will be:

XXX
XXX
XXX

6.2 SCHEDULED MAINTENANCE PROGRAM

The City of Burleson intends to remediate the following types of accessibility improvements through the City's annual maintenance program:

- XXX
- XXX
- XXX

6.3 SCHEDULED IMPROVEMENT PROJECTS

The City of Burleson has developed a X-year CIP. The City will confirm that all CIP project scopes and design plans incorporate the accessibility improvements identified in **Section 3.2 Facilities Review**. Upcoming CIP projects that incorporate accessibility improvements include:

- XXX
- XXX
- XXX

6.4 IMPLEMENTATION STRATEGY

To implement improvements that are not included in the City's current maintenance program or CIP, the City has developed an annual implementation strategy. Minimizing risk for pedestrians is the City's goal when determining the order in which to implement facility improvements. To help prioritize improvements, the City has developed the methodology outlined in **Section 4.2**, which includes barriers to accessibility and an activity score based on proximity to pedestrian generators.

There are several factors that can increase risk at a particular location that the City could also include in their decision-making process, including:

- **Proximity to residential areas** – Locations near residential areas are more likely to have a higher risk than those locations adjacent to industrial areas where pedestrians are less likely to travel.
- **Number of crashes** – Locations with pedestrian-related crashes should be evaluated to determine if there is a design issue that may be contributing to the crashes (e.g., a push button is not within the required reach range, so pedestrians are not activating the button and crossing the street without a protected phase).
- **Pedestrian/vehicle volumes** – Higher pedestrian/vehicle volume roadways are more likely to have higher risk than lower volume pedestrian/vehicle roadways. Pedestrian volumes may be quantified using indicators such as number of pedestrian activations at a signalized intersection.
- **Spatial distribution of facilities** – Selecting facilities to be evaluated evenly across different areas of the City might be more well-received by the public, assuming all the risk factors above are equal.

The City intends to review the ADA Transition Plan annually, particularly during the development of the annual budget. The factors above will be considered by the City in selecting accessibility improvement projects for implementation.

TECHNICAL INFEASIBILITY

With respect to an alteration of a building or a facility, technical feasibility is something that has little likelihood of being accomplished because existing structural conditions would require removing or altering a load-bearing member that is an essential part of the structural frame; or because other existing physical or site constraints prohibit modification or addition of elements, spaces, or features that are in full and strict compliance with the minimum requirements. In alterations, where compliance with applicable requirements is technically infeasible, the alteration shall comply with the requirements to the maximum extent feasible.

With respect to an alteration of a pedestrian facility in the public rights-of-way, where existing physical constraints make compliance with applicable requirements technically infeasible, compliance with these requirements is required to the maximum extent feasible. Existing physical constraints include, but are not limited to, underlying terrain, underground structures, adjacent developed facilities, drainage, or the presence of a significant natural or historic feature.

6.5 REMEDIATION TRACKING AND MONITORING

To confirm follow-up on corrective actions required under the Transition Plan, the City will institute an ADA Action Log, documenting its efforts at compliance with the ADA. At a minimum, the Action Log will identify items that are not ADA compliant and will include anticipated completion dates. The ADA Action Log will be updated annually and available upon request. A copy of the current ADA Action Log is provided in **Appendix D**.

7.0 CONCLUSIONS AND NEXT STEPS

The City of Burleson Americans with Disabilities Act (ADA) Self-Evaluation and Transition Plan establishes a long-term framework for improving access to the City's programs, services, activities, facilities, and public rights-of-way. The Plan documents the City's ADA Self-Evaluation process, identifies physical and programmatic barriers, summarizes public feedback, establishes a prioritization methodology, and provides an implementation strategy to guide future accessibility improvements.

Through this process, the City evaluated a broad range of public-facing facilities and infrastructure, including 17 buildings, 21 parks, 8 miles of paved trails, 24 signalized intersections, approximately 218 miles of sidewalk corridors, unsignalized intersections, driveways, and pedestrian at-grade railroad crossings along the sidewalk network. The evaluation also included a review of services, policies, and practices, with recommended actions to improve program accessibility, effective communication, reasonable modification procedures, web and mobile accessibility practices, emergency management planning, event accessibility, and consistency with current accessibility terminology and standards.

Public engagement was an important component of the Plan. The City collected input through a public web survey and an online map, which allowed residents and stakeholders to identify accessibility barriers, safety concerns, connectivity issues, and locations where improvements may be needed. This feedback reinforced the importance of addressing both physical and programmatic accessibility as part of an ongoing, community-responsive implementation effort.

The Plan also provides a data-driven framework for prioritizing improvements. Accessibility barriers were evaluated based on the severity of non-compliance, and public rights-of-way corridors were further assessed using activity-based factors such as proximity to pedestrian generators, public comments, roadway classification, schools, parks, transit stops, community facilities, and social vulnerability indicators. These scores were combined to support corridor-level prioritization and help the City make informed decisions as projects are advanced through maintenance programs, capital improvement planning, grant opportunities, and annual budgeting.

Conceptual budget estimates were prepared to help the City understand the general scale of accessibility improvements identified through the Self-Evaluation. The estimated total for evaluated City-owned facilities and public rights-of-way improvements is approximately $95,400,000 in 2026 dollars, including a 20 percent contingency and 15 percent engineering design percentage. These estimates are planning-level costs and are intended to support budgeting, funding discussions, and project programming; actual project costs may vary based on design decisions, construction conditions, market factors, and other project-specific considerations.

The City's ADA Transition Plan is intended to be a living document. The City reserves the right to adjust priorities over time to respond to community requests, reasonable modification requests from persons with disabilities, changes in City programs, available funding, and opportunities to coordinate accessibility improvements with other planned projects. The City will also maintain an ADA Action Log to document corrective actions, anticipated completion dates, and progress toward compliance, with the log updated annually and made available upon request.

Following adoption of this ADA Self-Evaluation and Transition Plan, the City should continue advancing accessibility improvements through the following actions:

1. **Integrate accessibility improvements into annual budgeting and capital planning.** Coordinate among the ADA/504 Coordinator, department heads, and budget staff to identify funding sources, incorporate eligible improvements into the Capital Improvement Program, and align barrier removal with scheduled maintenance and improvement projects where practical.
2. **Use the prioritization methodology to guide project selection.** Apply the barrier severity scores, activity scores, and corridor composite scores developed in the Plan to help prioritize improvements that address higher-impact accessibility barriers and locations with greater pedestrian activity or community need.
3. **Continue implementing programmatic accessibility improvements.** Review and update City policies, procedures, forms, public notices, contracts, ordinances, emergency management documents, event planning practices, and web/mobile content practices to improve consistency with ADA Title II requirements and the recommendations identified in the Self-Evaluation.
4. **Maintain staff awareness and technical consistency.** Continue providing staff training and internal coordination so that accessibility requirements are understood and incorporated into the design, construction, maintenance, operation, and communication of City programs, services, activities, and facilities.
5. **Coordinate accessibility improvements with maintenance and alteration projects.** Continue using the distinction between maintenance and alteration projects to determine when curb ramp installation or related accessibility improvements should be included in project scopes.
6. **Track, document, and report progress.** Update the ADA Action Log annually to document completed improvements, identify remaining barriers, track anticipated completion dates, and support transparent communication with the public and City leadership.
7. **Continue public engagement.** Continue soliciting input from residents, stakeholders, and individuals with disabilities as implementation moves forward, including feedback received through public outreach tools, ADA Advisory Committee participation, requests for modifications, and future City communication channels.

By implementing the recommendations in this Plan, the City can continue making progress toward accessible programs, services, activities, facilities, and public rights-of-way. The Plan provides a practical roadmap for identifying barriers, prioritizing improvements, assigning responsibility, tracking progress, and incorporating accessibility into the City's ongoing planning, design, maintenance, and budgeting processes.

APPENDIX

Appendix A: Public Outreach

Online Survey Results

Web Map Survey Results

Appendix B: Programmatic Review

Appendix C: Facility Maps

Buildings

Parks

Signalized Intersections

Public Rights-of-Way Sidewalk Corridors and Railroad Crossings

Appendix D: ADA Action Log

FACILITY REPORTS

Buildings

Parks

Pedestrian Signals

Public Rights-of-Way Sidewalk Corridors

Railroad Crossings

FACILITY REPORTS

Buildings

Parks

Railroad Crossings

Pedestrian Signals

Public Rights-of-Way Sidewalk Corridors

City of Burleson
ADA Self-Evaluation and Transition Plan
Buildings Conceptual Budget Estimate Summary

7/31/26

GPS ID	Facility Name	Conceptual Budget Estimate
1	Animal Shelter	$ 14,400
2	Burleson Memorial Cemetery	$ 18,500
3	Burleson Recreation Center (BRiCk)	$ 92,500
4	Burleson Visitors Center	$ 1,200
5	City Hall	$ 9,600
6	City Hall Annex	$ 23,600
7	Fire Station #1	$ 14,900
8	Fire Station #16	$ 19,900
9	Fire Station #3	$ 2,300
10	Hidden Creek Golf Course	$ 23,700
11	Library	$ 76,800
12	Mayor Vera Calvin Plaza in Old Town	$ 8,500
13	Municipal Court	$ 25,800
14	Police Department (Exterior Only)	$ 3,800
15	Russell Farm	$ 111,100
16	Senior Activity Center	$ 67,900
17	Service Center	$ 21,800
	Total	**$ 536,300**

Site Accessibility Evaluation



Animal Shelter
775 SE John Jones Dr
Burleson, TX 76028
Accessibility Evaluation
Inspection Date: 01/13/2026

Prepared By

Kimley»Horn

(817) 335 - 6511
kimley-horn.com

Cost Summary Disclaimer

The following “Cost report" assigns conceptual budget estimates to each possible solution. The Kimley-Horn has no control over the cost of labor, materials, equipment, or over the Contractor's methods of determining prices or over competitive bidding or market conditions. Opinions of probable costs provided herein are based on the information known to Kimley-Horn at this time and represent only Kimley-Horn's judgment as a design professional familiar with the construction industry. These opinions of costs are for corrective actions and involve a single solution without extensive study, destructive testing, or design. Opinion of costs represent material and labor cost only and do not include other factors such as design, permitting, overhead, and contingencies. The Consultant cannot and does not guarantee that proposals, bids, or actual construction costs will not vary from its opinions of probable costs. If the Client wishes greater assurance as to the amount of any cost, it shall employ an independent cost estimator. Consultant's services required to bring costs within any limitation established by the Client will be paid for as Additional Services.

Standards Defined

Americans with Disabilities Act Standards (ADAS) issued under the Americans with Disabilities Act (ADA) apply to places of public accommodation, commercial facilities, and state and local government facilities in new construction, alterations, and additions. The ADA Standards are based on minimum guidelines set by the Access Board. The ADA standards are issued by the Department of Justice (DOJ) and the Department of Transportation (DOT) and apply to facilities covered by the ADA in new construction and alterations. DOJ’s standards apply to all facilities covered by the ADA, except public transportation facilities, which are subject to DOT’s standards. Both standards are very similar and are closely based on the Board’s ADA Accessibility Guidelines (ADAAG). However, each contains a few unique provisions.

This facility was evaluated to the applicable ADA standards in effect at the time of the evaluation. State and local building codes under which the project was originally constructed are excluded from the evaluations. However, each element should be checked against current standards and codes at the time they are altered for compliance.

Building Barrier Priority

Physical barriers to access for buildings were assigned a barrier priority, which are defined in the table below. This barrier prioritization methodology was developed by the Consultant Team and is just one factor for the City of Burleson to consider in developing the Transition Plan implementation strategy (see **Section 5.2 Implementation Schedule** in the Transition Plan for more information).

Barrier Priority	Criteria
1	Accessible approach and entrance.
2	Access to goods and services.
3	Access to public toilet rooms.
4	Access to other items such as water fountains and public telephones.
5	Fully compliant with a previous standard (safe-harbored) but will need to be brought into compliance with a current standard if altered.

Conceptual Budget Estimate Summary

Room / Area	Barrier Count	Conceptual Budget Estimate
Parking	6	$ 5,200
401 - Lobby	2	$ 3,600
420 - Corridors	12	$ 3,500
421 - Men's Restroom	3	$ 1,100
422 - Women's Restroom	2	$ 1,000
Total	**25**	**$ 14,400**

Barriers 3

Exterior Elements 3

Parking 3

Interior Elements 15

401 - Lobby 15

420 - Corridors 18

421 - Men's Restroom 38

422 - Women's Restroom 42

Exterior Elements: Parking

Barrier: 1

The cross slope (narrow dimension) of the parking space exceeds 2%.

The running and cross slope in an accessible parking space and the access aisle must not exceed 2%.

Citation:

1991 ADAS Section: 4.6.3

Conceptual Budget Estimate:

$2,100.00

Possible Solution:

Repave and restripe.

Barrier Priority:

Priority 1 (1):



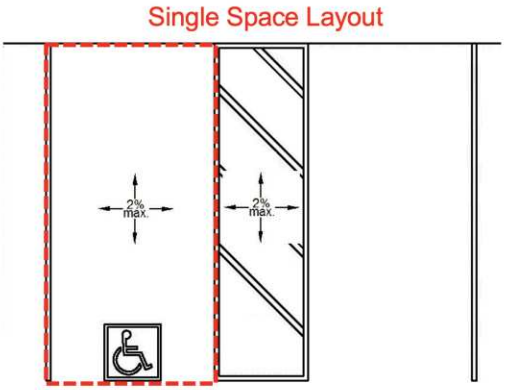

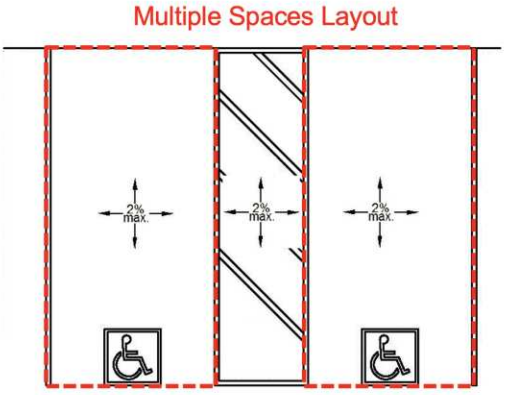

Barrier: 1 Additional Barrier Photos



Exterior Elements: Parking

Barrier: 2

The striping for the accessible parking space is dilapidated and in need of repair and/or maintenance.

Citation:

1991 ADAS Section: Advisory

Conceptual Budget Estimate:

$200.00

Possible Solution:

Restripe parking space.

Barrier Priority:

Priority 5 (5):



Barrier: 2 Additional Barrier Photos



Exterior Elements: Parking

Barrier: 3

The accessible path of travel has cross slopes greater than 2%.

Surface cross slopes shall not exceed one unit vertical in 48 units horizontal (2-percent slope). When the slope in the direction of travel of any walk exceeds 1 unit vertical in 20 units horizontal (5-percent slope), it must be constructed as a ramp.

Citation:

1991 ADAS Section: 4.3.7

Conceptual Budget Estimate:

$1,400.00

Possible Solution:

Resurface concrete to correct cross slope.

Barrier Priority:

Priority 1 (1):



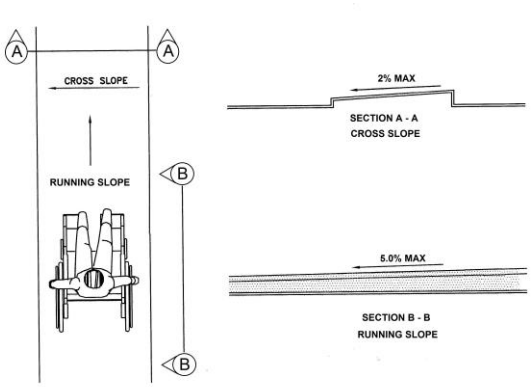

Barrier: 3 Additional Barrier Photos



Exterior Elements: Parking

Barrier: 4

The accessible path of travel has cross slopes greater than 2%.

Surface cross slopes shall not exceed one unit vertical in 48 units horizontal (2-percent slope). When the slope in the direction of travel of any walk exceeds 1 unit vertical in 20 units horizontal (5-percent slope), it must be constructed as a ramp.

Citation:

1991 ADAS Section: 4.3.7

Conceptual Budget Estimate:

$300.00

Possible Solution:

Resurface concrete to correct cross slope.

Barrier Priority:

Priority 1 (1):



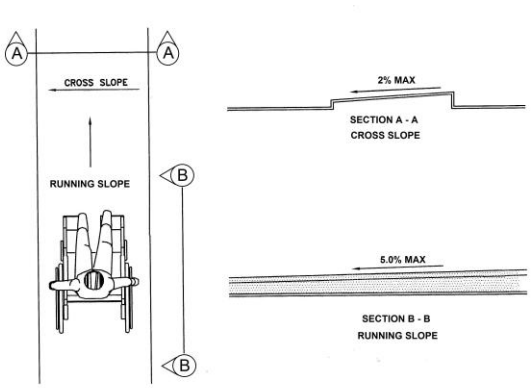

Barrier: 4 Additional Barrier Photos



Exterior Elements: Parking

Barrier: 5

The walkway contains abrupt vertical edges and/or variations over 1/4 inch.

1/4 inch is the maximum vertical rise. Changes in level between 1/4 inch and 1/2 inch must be beveled at 1:2 or less.

Changes in level greater than 1/2 inch must be by way of a ramp.

Citation:

1991 ADAS Section: 4.5.2

Conceptual Budget Estimate:

$700.00

Possible Solution:

Replace panels.

Barrier Priority:

Priority 1 (1):



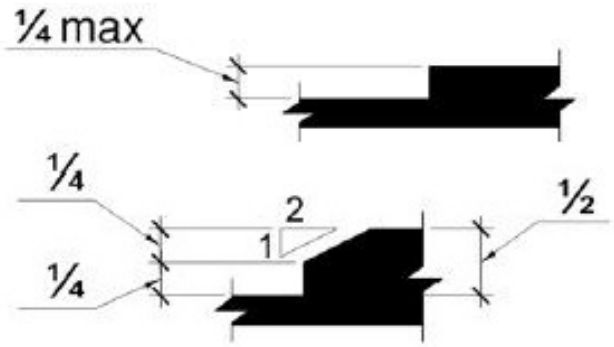

Barrier: 5 Additional Barrier Photos



Exterior Elements: Parking

Barrier: 6

The van space is missing the required van identification sign.

Parking space identification signs shall include the International Symbol of Accessibility. Signs identifying van parking spaces shall contain the designation "van accessible."

Citation:

1991 ADAS Section: 4.6.4

Conceptual Budget Estimate:

$500.00

Possible Solution:

Install van accessible parking sign.

Barrier Priority:

Priority 1 (1):





Barrier: 6 Additional Barrier Photos



Interior Elements: 401 - Lobby

Barrier: 7

The counter is higher than 36 inches above the floor.

A portion of the counter surface that is 30 inches long minimum and 36 inches high maximum shall be provided. Knee and toe space shall be provided under the counter. A clear floor or ground space shall be positioned for a forward approach to the counter.

Citation:

1991 ADAS Section: 7.2(1)

Conceptual Budget Estimate:

$3,400.00

Possible Solution:

Replace existing counter with ADA compliant counter. Install counter to provide maneuvering clearance for restrooms. (See Barrier ID #570)

Barrier Priority:

Priority 2 (2):



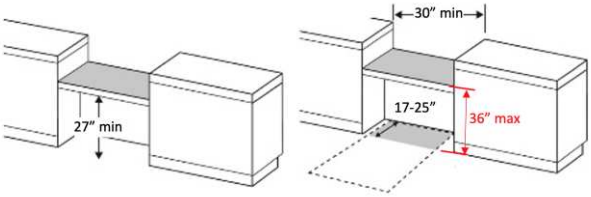

Barrier: 7 Additional Barrier Photos





Interior Elements: 401 - Lobby

Barrier: 8

The door is equipped with a door closer and returns to a closed position too quickly.

If a door has a closer, then the sweep period of the closer shall be adjusted so that from an open position of 70 degrees, the door will take at least 3 seconds to move to a point 3 inches from the latch, measured to the leading edge of the door.

Citation:

1991 ADAS Section: 4.13.10

Conceptual Budget Estimate:

$200.00

Possible Solution:

Adjust spring tension and closer valves on the door closer.

Barrier Priority:

Priority 1 (1):



Interior Elements: 420 - Corridors

Barrier: 9

The door is equipped with a door closer and returns to a closed position too quickly.

If a door has a closer, then the sweep period of the closer shall be adjusted so that from an open position of 70 degrees, the door will take at least 3 seconds to move to a point 3 inches from the latch, measured to the leading edge of the door.

Citation:

1991 ADAS Section: 4.13.10

Conceptual Budget Estimate:

$200.00

Possible Solution:

Adjust spring tension and closer valves on the door closer.

Barrier Priority:

Priority 1 (1):



Interior Elements: 420 - Corridors

Barrier: 10

The door exceeds the maximum allowable opening force.

Interior doors shall have a maximum opening force of 5 pounds.

These forces do not apply to the force required to retract latch bolts or disengage other devices that hold the door or gate in a closed position.

Citation:

1991 ADAS Section: 4.13.11(2)

Conceptual Budget Estimate:

$200.00

Possible Solution:

Adjust spring tension and closer valves on the door closer.

Barrier Priority:

Priority 1 (1):





Interior Elements: 420 - Corridors

Barrier: 11

Braille on wall sign is damaged and/or missing.

Letters and numerals shall be raised 1/32 in, upper case, sans serif or simple serif type and shall be accompanied with Grade 2 Braille. Raised characters shall be at least 5/8 in (16 mm) high, but no higher than 2 in (50 mm). Pictograms shall be accompanied by the equivalent verbal description placed directly below the pictogram. The border dimension of the pictogram shall be 6 in (152 mm) minimum in height.

Citation:

1991 ADAS Section: 4.30.4

Conceptual Budget Estimate:

$300.00

Possible Solution:

Remove and install compliant sign.

Barrier Priority:

Priority 1 (1):



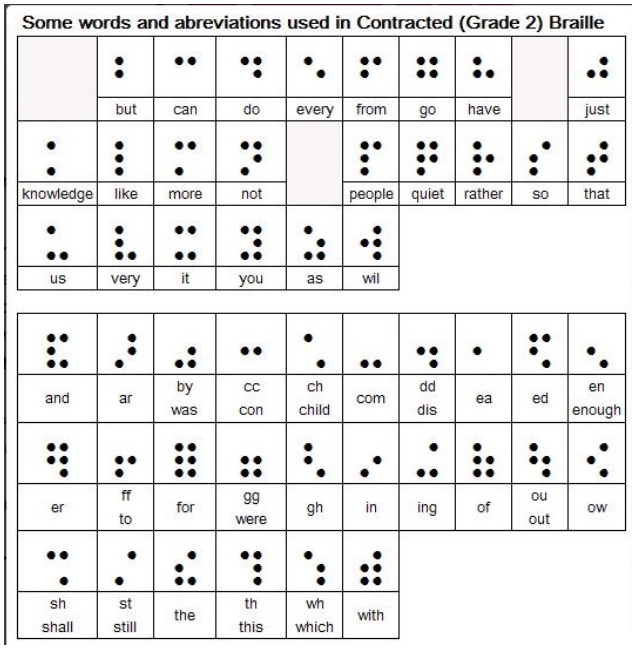

Barrier: 11 Additional Barrier Photos



Interior Elements: 420 - Corridors

Barrier: 12

Braille and characters on wall sign are damaged and/or missing.

Letters and numerals shall be raised 1/32 in, upper case, sans serif or simple serif type and shall be accompanied with Grade 2 Braille. Raised characters shall be at least 5/8 in (16 mm) high, but no higher than 2 in (50 mm). Pictograms shall be accompanied by the equivalent verbal description placed directly below the pictogram. The border dimension of the pictogram shall be 6 in (152 mm) minimum in height.

Citation:

1991 ADAS Section: 4.30.4

Conceptual Budget Estimate:

$300.00

Possible Solution:

Remove and install compliant sign.

Barrier Priority:

Priority 1 (1):



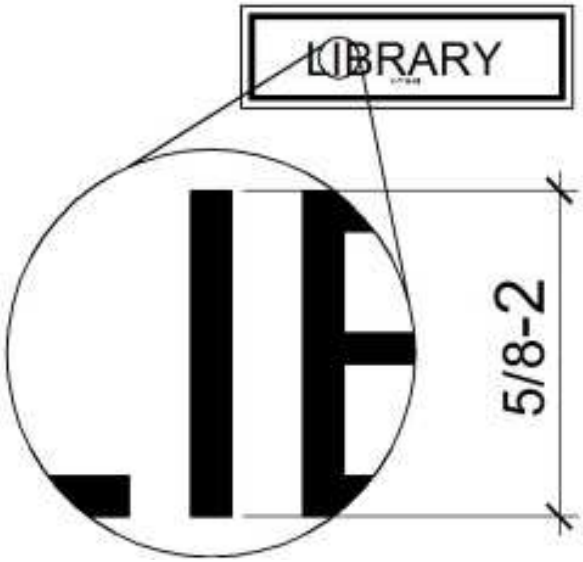

Barrier: 12 Additional Barrier Photos



Interior Elements: 420 - Corridors

Barrier: 13

Braille on wall sign is damaged and/or missing.

Letters and numerals shall be raised 1/32 in, upper case, sans serif or simple serif type and shall be accompanied with Grade 2 Braille. Raised characters shall be at least 5/8 in (16 mm) high, but no higher than 2 in (50 mm). Pictograms shall be accompanied by the equivalent verbal description placed directly below the pictogram. The border dimension of the pictogram shall be 6 in (152 mm) minimum in height.

Citation:

1991 ADAS Section: 4.30.4

Conceptual Budget Estimate:

$300.00

Possible Solution:

Remove and install compliant sign.

Barrier Priority:

Priority 1 (1):



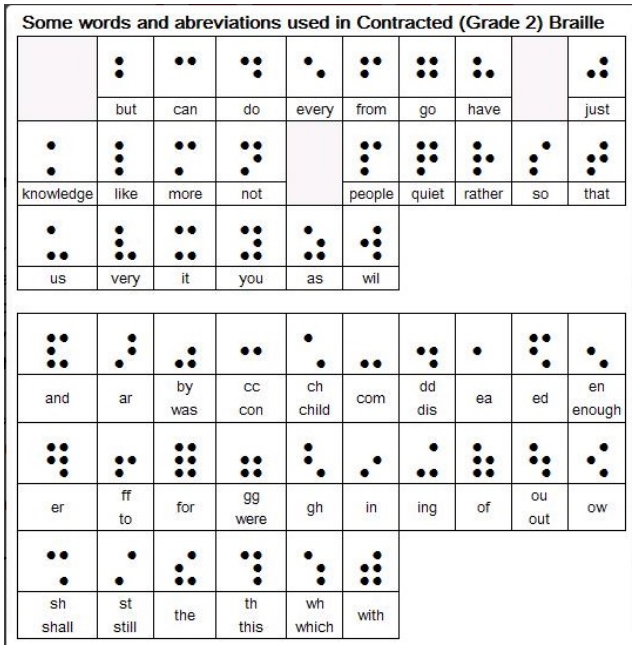

Barrier: 13 Additional Barrier Photos



Interior Elements: 420 - Corridors

Barrier: 14

The door is equipped with a door closer and returns to a closed position too quickly.

If a door has a closer, then the sweep period of the closer shall be adjusted so that from an open position of 70 degrees, the door will take at least 3 seconds to move to a point 3 inches from the latch, measured to the leading edge of the door.

Citation:

1991 ADAS Section: 4.13.10

Conceptual Budget Estimate:

$200.00

Possible Solution:

Adjust spring tension and closer valves on the door closer.

Barrier Priority:

Priority 1 (1):



Interior Elements: 420 - Corridors

Barrier: 15

Missing braille.

Wall signs identifying permanent rooms and spaces of a building shall be in a horizontal format and the characters raised 1/32 inch minimum and shall be sans serif uppercase characters a minimum of 5/8 inch and a maximum of 2 inches high. Contracted Grade 2 Braille shall be in a horizontal format and shall be placed a minimum of 3/8 inch and a maximum of 1/2 inch directly below the tactile characters; flush left or centered. Dots shall be 1/10 inch on center in each cell with 2/10-inch space between cells, measured from the second column of dots in the first cell to the first column of dots in the second cell. Dots shall be raised a minimum of 1/40 inch above the background. Braille dots shall be domed or rounded. Signs with raised characters or Braille shall be located 48 inches minimum above the finish floor or ground surface, measured from the baseline of the lowest tactile character and 60 inches maximum above the finish floor or ground surface, measured from the baseline of the highest tactile character.

Citation:

1991 ADAS Section: 4.30.4

Conceptual Budget Estimate:

$300.00

Possible Solution:

Remove and install compliant sign.

Barrier Priority:

Priority 1 (1):



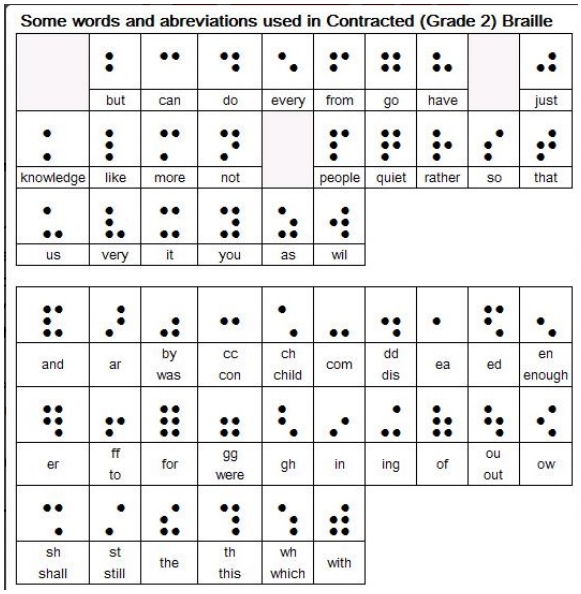

Barrier: 15 Additional Barrier Photos



Interior Elements: 420 - Corridors

Barrier: 16

Missing letters.

Wall signs identifying permanent rooms and spaces of a building shall be in a horizontal format and the characters raised 1/32 inch minimum and shall be sans serif uppercase characters a minimum of 5/8 inch and a maximum of 2 inches high. Contracted Grade 2 Braille shall be in a horizontal format and shall be placed a minimum of 3/8 inch and a maximum of 1/2 inch directly below the tactile characters; flush left or centered. Dots shall be 1/10 inch on center in each cell with 2/10-inch space between cells, measured from the second column of dots in the first cell to the first column of dots in the second cell. Dots shall be raised a minimum of 1/40 inch above the background. Braille dots shall be domed or rounded. Signs with raised characters or Braille shall be located 48 inches minimum above the finish floor or ground surface, measured from the baseline of the lowest tactile character and 60 inches maximum above the finish floor or ground surface, measured from the baseline of the highest tactile character.

Citation:

1991 ADAS Section: 4.30.4

Conceptual Budget Estimate:

$300.00

Possible Solution:

Remove and install compliant sign.

Barrier Priority:

Priority 1 (1):



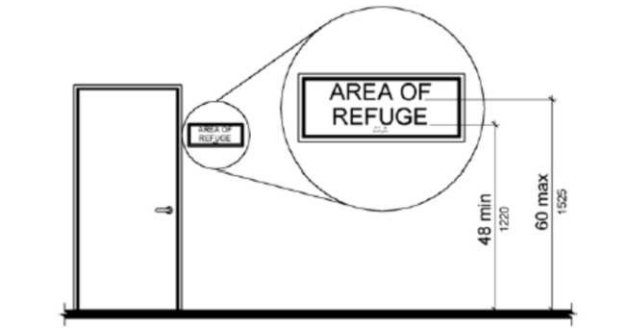

Barrier: 16 Additional Barrier Photos

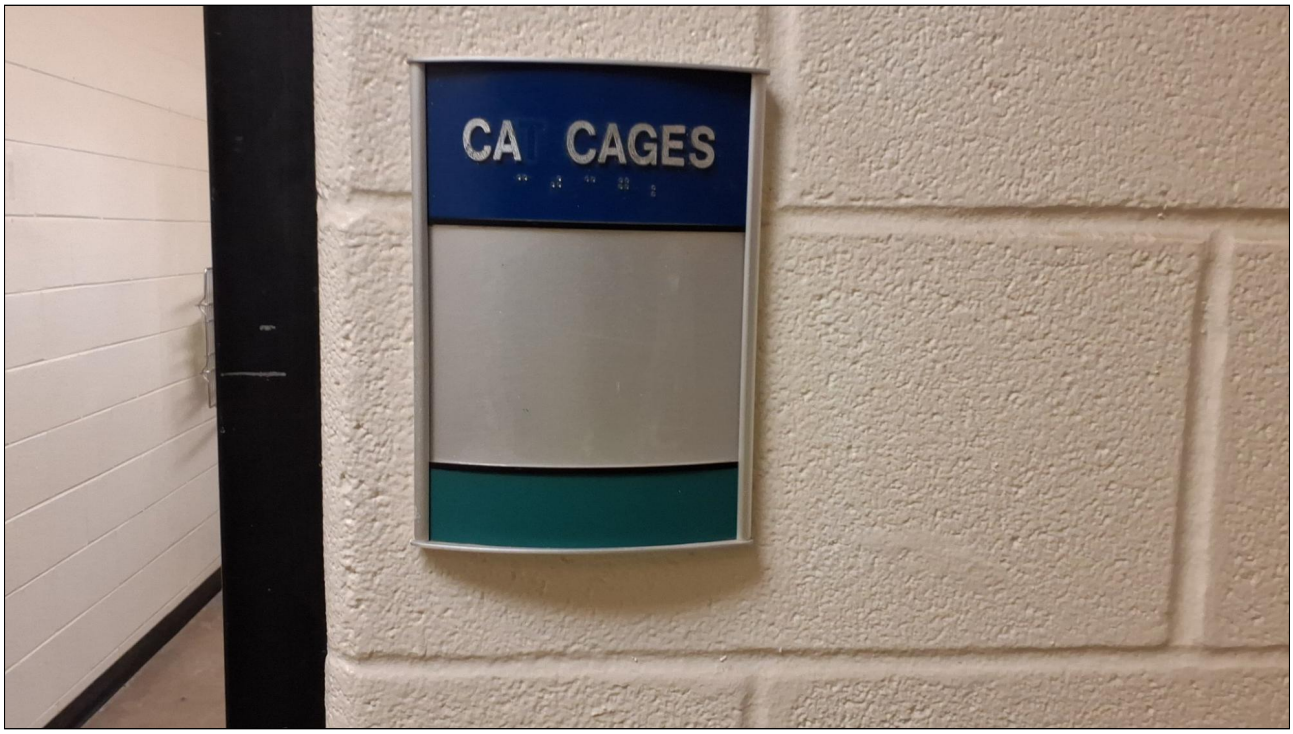

Interior Elements: 420 - Corridors

Barrier: 17

Missing letters.

Wall signs identifying permanent rooms and spaces of a building shall be in a horizontal format and the characters raised 1/32 inch minimum and shall be sans serif uppercase characters a minimum of 5/8 inch and a maximum of 2 inches high. Contracted Grade 2 Braille shall be in a horizontal format and shall be placed a minimum of 3/8 inch and a maximum of 1/2 inch directly below the tactile characters; flush left or centered. Dots shall be 1/10 inch on center in each cell with 2/10-inch space between cells, measured from the second column of dots in the first cell to the first column of dots in the second cell. Dots shall be raised a minimum of 1/40 inch above the background. Braille dots shall be domed or rounded. Signs with raised characters or Braille shall be located 48 inches minimum above the finish floor or ground surface, measured from the baseline of the lowest tactile character and 60 inches maximum above the finish floor or ground surface, measured from the baseline of the highest tactile character.

Citation:

1991 ADAS Section: 4.30.4

Conceptual Budget Estimate:

$300.00

Possible Solution:

Remove and install compliant sign.

Barrier Priority:

Priority 1 (1):



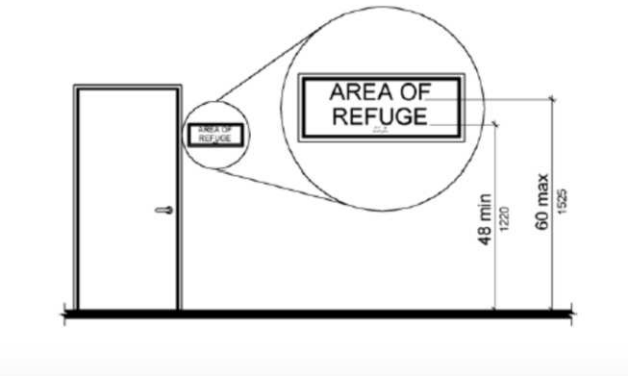

Barrier: 17 Additional Barrier Photos



Interior Elements: 420 - Corridors

Barrier: 18

Missing braille and letters.

Wall signs identifying permanent rooms and spaces of a building shall be in a horizontal format and the characters raised 1/32 inch minimum and shall be sans serif uppercase characters a minimum of 5/8 inch and a maximum of 2 inches high. Contracted Grade 2 Braille shall be in a horizontal format and shall be placed a minimum of 3/8 inch and a maximum of 1/2 inch directly below the tactile characters; flush left or centered. Dots shall be 1/10 inch on center in each cell with 2/10-inch space between cells, measured from the second column of dots in the first cell to the first column of dots in the second cell. Dots shall be raised a minimum of 1/40 inch above the background. Braille dots shall be domed or rounded. Signs with raised characters or Braille shall be located 48 inches minimum above the finish floor or ground surface, measured from the baseline of the lowest tactile character and 60 inches maximum above the finish floor or ground surface, measured from the baseline of the highest tactile character.

Citation:

1991 ADAS Section: 4.30.4

Conceptual Budget Estimate:

$300.00

Possible Solution:

Remove and install compliant sign.

Barrier Priority:

Priority 1 (1):



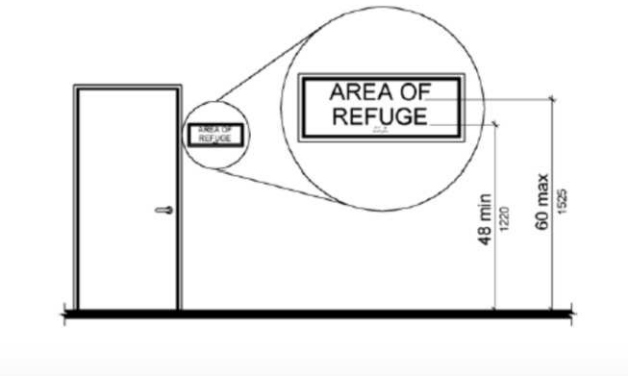

Barrier: 18 Additional Barrier Photos



Interior Elements: 420 - Corridors

Barrier: 19

Missing braille and letters.

Wall signs identifying permanent rooms and spaces of a building shall be in a horizontal format and the characters raised 1/32 inch minimum and shall be sans serif uppercase characters a minimum of 5/8 inch and a maximum of 2 inches high. Contracted Grade 2 Braille shall be in a horizontal format and shall be placed a minimum of 3/8 inch and a maximum of 1/2 inch directly below the tactile characters; flush left or centered. Dots shall be 1/10 inch on center in each cell with 2/10-inch space between cells, measured from the second column of dots in the first cell to the first column of dots in the second cell. Dots shall be raised a minimum of 1/40 inch above the background. Braille dots shall be domed or rounded. Signs with raised characters or Braille shall be located 48 inches minimum above the finish floor or ground surface, measured from the baseline of the lowest tactile character and 60 inches maximum above the finish floor or ground surface, measured from the baseline of the highest tactile character.

Citation:

1991 ADAS Section: 4.30.4

Conceptual Budget Estimate:

$300.00

Possible Solution:

Remove and install compliant sign.

Barrier Priority:

Priority 1 (1):



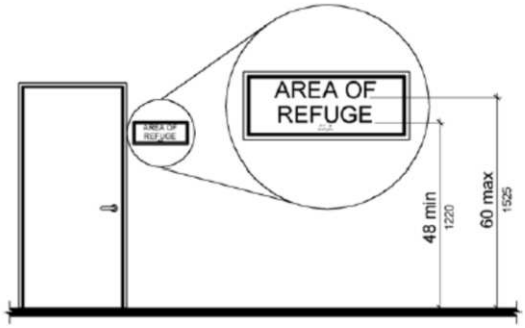

Barrier: 19 Additional Barrier Photos



Interior Elements: 420 - Corridors

Barrier: 20

The fire extinguisher protrudes more than 4 inches into the circulation path.

Wall-mounted objects that have leading edges between 27 inches and 80 inches from the floor must not protrude more than 4 inches into the circulation path. Protruding objects that extend to the floor or within 27 inches of the floor are cane detectable and are therefore not hazardous. Where it is necessary or desirable to have objects protrude from the wall, a manner of cane detection must be provided.

Citation:

1991 ADAS Section: 4.4.1

Conceptual Budget Estimate:

$500.00

Possible Solution:

Reinstall element.

Barrier Priority:

Priority 1 (1):



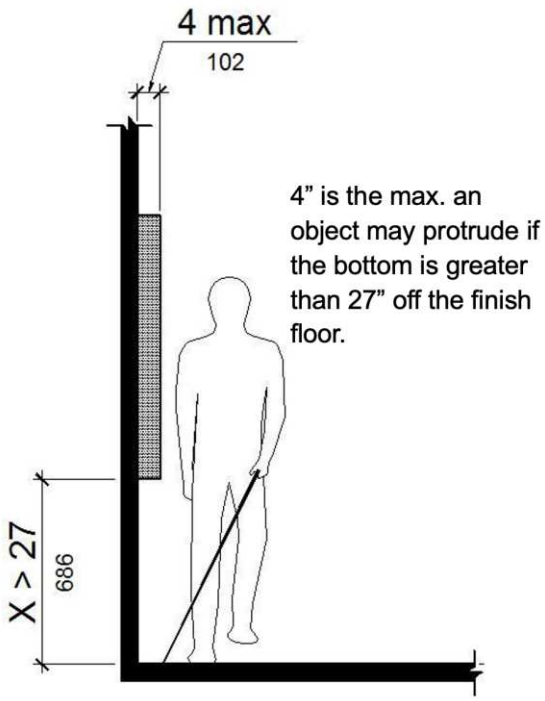

Interior Elements: 421 - Men's Restroom

Barrier: 21

The door is equipped with a door closer and returns to a closed position too quickly.

If a door has a closer, then the sweep period of the closer shall be adjusted so that from an open position of 70 degrees, the door will take at least 3 seconds to move to a point 3 inches from the latch, measured to the leading edge of the door.

Citation:

1991 ADAS Section: 4.13.10

Conceptual Budget Estimate:

$200.00

Possible Solution:

Adjust spring tension and closer valves on the door closer.

Barrier Priority:

Priority 1 (1):



Interior Elements: 421 - Men's Restroom

Barrier: 22

The dispenser is not accessible because it requires tight grasping, pinching or twisting of the wrist.

Controls and operating mechanisms shall be operable with one hand and shall not require tight grasping, pinching or twisting of the wrist. The force required to activate controls shall be no greater than 5 pounds of force.

Citation:

1991 ADAS Section: 4.27.4

Conceptual Budget Estimate:

$700.00

Possible Solution:

Replace dispenser.

Barrier Priority:

Priority 3 (3):



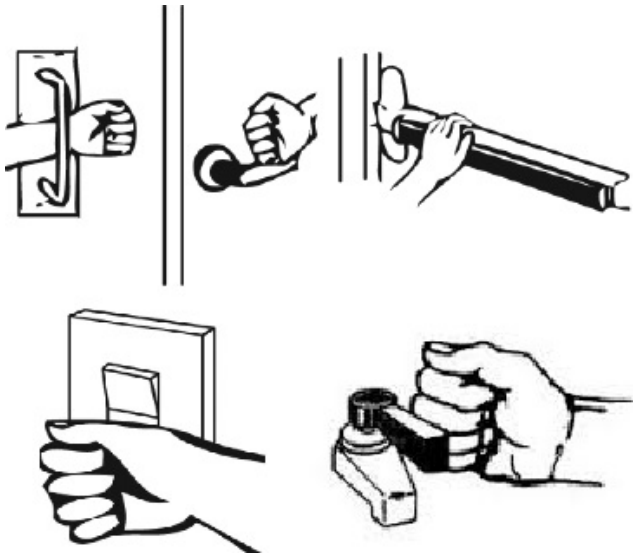

Barrier: 22 Additional Barrier Photos



Interior Elements: 421 - Men's Restroom

Barrier: 23

The maneuvering clearance on the pull side of the door is obstructed.

Maneuvering clearance for interior doors on the pull side must be flat (2% max. slope in any direction) for a minimum distance of 60 inches in the direction of travel. The width of the maneuvering clearance must be as wide as the door plus an additional 18 inches on the latch side. This latch side clearance must also be flat (2% max. slope in any direction) and clear of obstructions.

Citation:

1991 ADAS Section: 4.13.6

Conceptual Budget Estimate:

$200.00

Possible Solution:

Remove barriers from maneuvering clearance.

Barrier Priority:

Priority 1 (1):



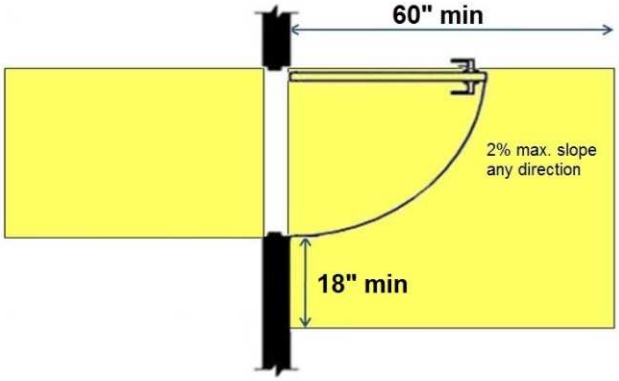

Interior Elements: 422 - Women's Restroom

Barrier: 24

The dispenser controls are not accessible because they require tight grasping, tight pinching or twisting of the wrist and/or require more than 5 pounds of force to operate.

Controls and operating mechanisms shall be operable with one hand and shall not require tight grasping, pinching or twisting of the wrist. The force required to activate controls shall be no greater than 5 pounds of force.

Citation:

1991 ADAS Section: 4.27.4

Conceptual Budget Estimate:

$700.00

Possible Solution:

Replace dispenser.

Barrier Priority:

Priority 3 (3):



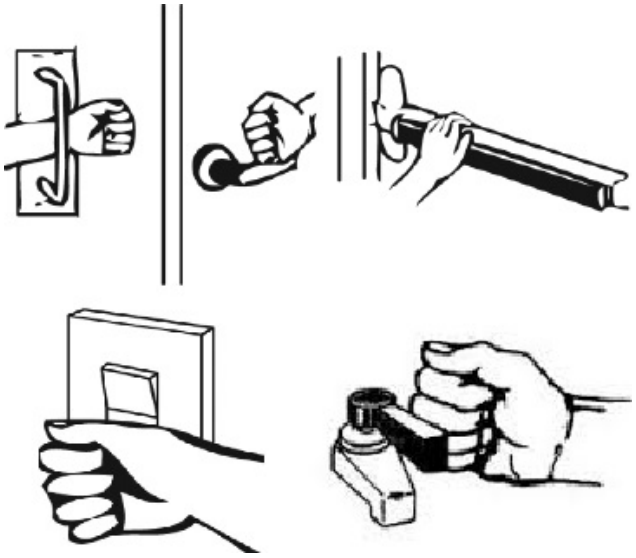

Barrier: 24 Additional Barrier Photos



Interior Elements: 422 - Women's Restroom

Barrier: 25

The maneuvering clearance on the pull side of the door is obstructed.

Maneuvering clearance for interior doors on the pull side must be flat (2% max. slope in any direction) for a minimum distance of 60 inches in the direction of travel. The width of the maneuvering clearance must be as wide as the door plus an additional 18 inches on the latch side. This latch side clearance must also be flat (2% max. slope in any direction) and clear of obstructions.

Citation:

1991 ADAS Section: 4.13.6

Conceptual Budget Estimate:

$300.00

Possible Solution:

Relocate desk away from door maneuvering clearance.

Barrier Priority:

Priority 1 (1):



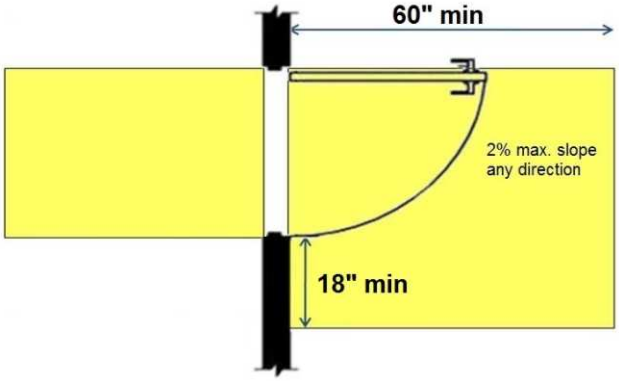

Barrier: 25 Additional Barrier Photos





Site Accessibility Evaluation



City Hall
141 W Renfro St
Burleson, TX 76028
Accessibility Evaluation
Inspection Date: 01/12/2026

Prepared By

Kimley»Horn

(817) 335 - 6511
kimley-horn.com

Cost Summary Disclaimer

The following “Cost report" assigns conceptual budget estimates to each possible solution. The Kimley-Horn has no control over the cost of labor, materials, equipment, or over the Contractor's methods of determining prices or over competitive bidding or market conditions. Opinions of probable costs provided herein are based on the information known to Kimley-Horn at this time and represent only Kimley-Horn's judgment as a design professional familiar with the construction industry. These opinions of costs are for corrective actions and involve a single solution without extensive study, destructive testing, or design. Opinion of costs represent material and labor cost only and do not include other factors such as design, permitting, overhead, and contingencies. The Consultant cannot and does not guarantee that proposals, bids, or actual construction costs will not vary from its opinions of probable costs. If the Client wishes greater assurance as to the amount of any cost, it shall employ an independent cost estimator. Consultant's services required to bring costs within any limitation established by the Client will be paid for as Additional Services.

Standards Defined

Americans with Disabilities Act Standards (ADAS) issued under the Americans with Disabilities Act (ADA) apply to places of public accommodation, commercial facilities, and state and local government facilities in new construction, alterations, and additions. The ADA Standards are based on minimum guidelines set by the Access Board. The ADA standards are issued by the Department of Justice (DOJ) and the Department of Transportation (DOT) and apply to facilities covered by the ADA in new construction and alterations. DOJ’s standards apply to all facilities covered by the ADA, except public transportation facilities, which are subject to DOT’s standards. Both standards are very similar and are closely based on the Board’s ADA Accessibility Guidelines (ADAAG). However, each contains a few unique provisions.

This facility was evaluated to the applicable ADA standards in effect at the time of the evaluation. State and local building codes under which the project was originally constructed are excluded from the evaluations. However, each element should be checked against current standards and codes at the time they are altered for compliance.

Building Barrier Priority

Physical barriers to access for buildings were assigned a barrier priority, which are defined in the table below. This barrier prioritization methodology was developed by the Consultant Team and is just one factor for the City of Burleson to consider in developing the Transition Plan implementation strategy (see **Section 5.2 Implementation Schedule** in the Transition Plan for more information).

Barrier Priority	Criteria
1	Accessible approach and entrance.
2	Access to goods and services.
3	Access to public toilet rooms.
4	Access to other items such as water fountains and public telephones.
5	Fully compliant with a previous standard (safe-harbored) but will need to be brought into compliance with a current standard if altered.

Conceptual Budget Estimate Summary

Room / Area	Barrier Count	Conceptual Budget Estimate
101 - Exit	1	$ 300
117 - Men's Restroom	3	$ 6,400
118 - Women's Restroom	1	$ 200
120 - City Council / Conference Hall / Seating Area	1	$ 2,700
Total	**6**	**$ 9,600**

Barriers 3

Interior Elements 3

101 - Exit 3

117 - Men's Restroom 5

118 - Women's Restroom 10

120 - City Council / Conference Hall / Seating Area 11

Interior Elements: 101 - Exit

Barrier: 1

The tactile EXIT sign is missing at the door.

Wall signs identifying exits shall have characters raised 1/32 inch minimum and shall be uppercase characters a minimum of 5/8 inch and a maximum of 2 inches high. Braille shall be placed directly below the tactile characters; flush left or centered. Signs shall be located a minimum of 48 inches above the floor, measured from the baseline of the lowest tactile characters and 60 inches maximum above the finish floor or ground surface, measured from the baseline of the highest tactile characters.

Where a tactile sign is provided at a door, the sign shall be located on the latch side. Where a tactile sign is provided at double doors the sign shall be located to the right of the right-hand door. Where there is no wall space at the latch side of a single door or at the right side of double doors, signs shall be located on the nearest adjacent wall.

Citation:

1991 ADAS Section: 4.30.6 , 4.1.2(7)

Conceptual Budget Estimate:

$300.00

Possible Solution:

Install a tactile exit sign.

Barrier Priority:

Priority 1 (1):





Barrier: 1 Additional Barrier Photos





Interior Elements: 117 - Men's Restroom

Barrier: 2

The urinal is located in an area that does not provide the required clear floor space for a front approach.

The surrounding elements of a urinal must provide a minimum of 30 by 48 inches of clear floor space for a front approach.

Citation:

1991 ADAS Section: 4.18.3

Conceptual Budget Estimate:

$6,000.00

Possible Solution:

Move the compartment walls to provide necessary clear width.

Barrier Priority:

Priority 3 (3):



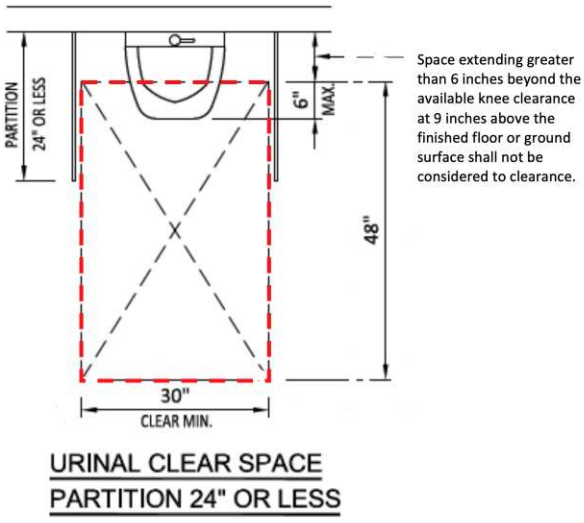

URINAL CLEAR SPACE
PARTITION 24" OR LESS

Barrier: 2 Additional Barrier Photos





Interior Elements: 117 - Men's Restroom

Barrier: 3

The water and drain pipes under the lavatory are not adequately insulated.

Water supply and drain pipes under lavatories and sinks shall be insulated or otherwise configured to protect against contact. There shall be no sharp or abrasive surfaces under lavatories and sinks.

Citation:

1991 ADAS Section: 4.19.4

Conceptual Budget Estimate:

$200.00

Possible Solution:

Insulate pipes under lavatory.

Barrier Priority:

Priority 3 (3):



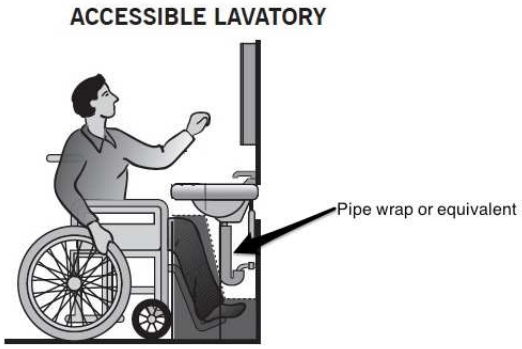

Barrier: 3 Additional Barrier Photos



Interior Elements: 117 - Men's Restroom

Barrier: 4

The door exceeds the maximum allowable opening force.

Interior doors shall have a maximum opening force of 5 pounds.

These forces do not apply to the force required to retract latch bolts or disengage other devices that hold the door or gate in a closed position.

Citation:

1991 ADAS Section: 4.13.11(2)

Conceptual Budget Estimate:

$200.00

Possible Solution:

Adjust spring tension and closer valves on the door closer.

Barrier Priority:

Priority 1 (1):





Interior Elements: 118 - Women's Restroom

Barrier: 5

The door exceeds the maximum allowable opening force.

Interior doors shall have a maximum opening force of 5 pounds.

These forces do not apply to the force required to retract latch bolts or disengage other devices that hold the door or gate in a closed position.

Citation:

1991 ADAS Section: 4.13.11(2)

Conceptual Budget Estimate:

$200.00

Possible Solution:

Adjust spring tension and closer valves on the door closer.

Barrier Priority:

Priority 1 (1):





Interior Elements: 120 - City Council / Conference Hall / Seating Area

Barrier: 6

The knee clearance is not a minimum of 27 inches above the finished floor.

The knee clearance shall be 11 inches deep minimum at 9 inches above the finish floor or ground, and 8 inches deep minimum at 27 inches above the finish floor or ground and 30 inches wide minimum.

Between 9 inches and 27 inches above the finish floor or ground, the knee clearance shall be permitted to reduce at a rate of 1 inch in depth for each 6 inches in height.

Citation:

1991 ADAS Section: 4.2.4.1

Conceptual Budget Estimate:

$2,700.00

Possible Solution:

Replace with accessible podium.

Barrier Priority:

Priority 2 (2):



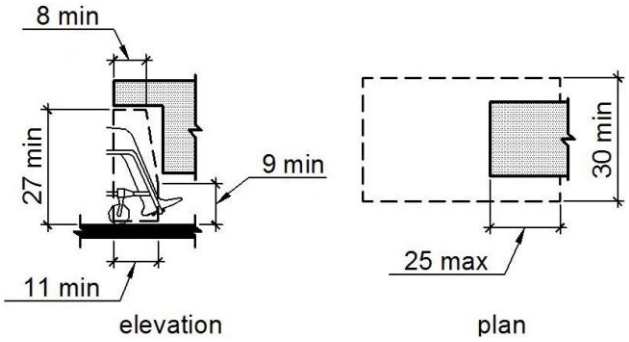

Site Accessibility Evaluation



City Hall Annex
135 W Ellison St 109
Burleson, TX 76028
Accessibility Evaluation
Inspection Date: 01/12/2026

Prepared By

Kimley»Horn

(817) 335 - 6511
kimley-horn.com

Cost Summary Disclaimer

The following “Cost report" assigns conceptual budget estimates to each possible solution. The Kimley-Horn has no control over the cost of labor, materials, equipment, or over the Contractor's methods of determining prices or over competitive bidding or market conditions. Opinions of probable costs provided herein are based on the information known to Kimley-Horn at this time and represent only Kimley-Horn's judgment as a design professional familiar with the construction industry. These opinions of costs are for corrective actions and involve a single solution without extensive study, destructive testing, or design. Opinion of costs represent material and labor cost only and do not include other factors such as design, permitting, overhead, and contingencies. The Consultant cannot and does not guarantee that proposals, bids, or actual construction costs will not vary from its opinions of probable costs. If the Client wishes greater assurance as to the amount of any cost, it shall employ an independent cost estimator. Consultant's services required to bring costs within any limitation established by the Client will be paid for as Additional Services.

Standards Defined

Americans with Disabilities Act Standards (ADAS) issued under the Americans with Disabilities Act (ADA) apply to places of public accommodation, commercial facilities, and state and local government facilities in new construction, alterations, and additions. The ADA Standards are based on minimum guidelines set by the Access Board. The ADA standards are issued by the Department of Justice (DOJ) and the Department of Transportation (DOT) and apply to facilities covered by the ADA in new construction and alterations. DOJ’s standards apply to all facilities covered by the ADA, except public transportation facilities, which are subject to DOT’s standards. Both standards are very similar and are closely based on the Board’s ADA Accessibility Guidelines (ADAAG). However, each contains a few unique provisions.

This facility was evaluated to the applicable ADA standards in effect at the time of the evaluation. State and local building codes under which the project was originally constructed are excluded from the evaluations. However, each element should be checked against current standards and codes at the time they are altered for compliance.

Building Barrier Priority

Physical barriers to access for buildings were assigned a barrier priority, which are defined in the table below. This barrier prioritization methodology was developed by the Consultant Team and is just one factor for the City of Burleson to consider in developing the Transition Plan implementation strategy (see **Section 5.2 Implementation Schedule** in the Transition Plan for more information).

Barrier Priority	Criteria
1	Accessible approach and entrance.
2	Access to goods and services.
3	Access to public toilet rooms.
4	Access to other items such as water fountains and public telephones.
5	Fully compliant with a previous standard (safe-harbored) but will need to be brought into compliance with a current standard if altered.

Conceptual Budget Estimate Summary

Room / Area	Barrier Count	Conceptual Budget Estimate
Parking	3	$ 1,700
Sidewalk	4	$ 3,000
Existing Elevator - A2	2	$ 3,000
103 - Restroom 1	2	$ 400
201 - Lobby / Waiting Area	1	$ 500
209 - Hallway 1	1	$ 200
217 - Women's Restroom	6	$ 6,100
218 - Men's Restroom	6	$ 6,100
Existing Stair - A2	2	$ 1,000
Existing Stair - A3	4	$ 1,600
Total	**31**	**$ 23,600**

Barriers 3

Exterior Elements 3

Parking 3

Sidewalk 9

Level 1 16

Existing Elevator - A2 16

103 - Restroom 1 18

Level 2 20

201 - Lobby / Waiting Area 20

209 - Hallway 1 22

217 - Women's Restroom 23

218 - Men's Restroom 32

Stairs 41

Existing Stair - A2 41

Existing Stair - A3 45

Exterior Elements: Parking

Barrier: 1

The van accessible parking stall is not wide enough.

Each parking space must be at least 8 feet wide and shall be marked to define the width.

The measurements of parking spaces and access aisles shall be made from the centerline of the markings. Where the parking space is not adjacent to another parking space or access aisle, the measurement shall be permitted to include the full width of the line defining the parking space.

Citation:

2010 ADAS Section: 502.2

Conceptual Budget Estimate:

$500.00

Possible Solution:

Restripe parking space.

Barrier Priority:

Priority 1 (1):



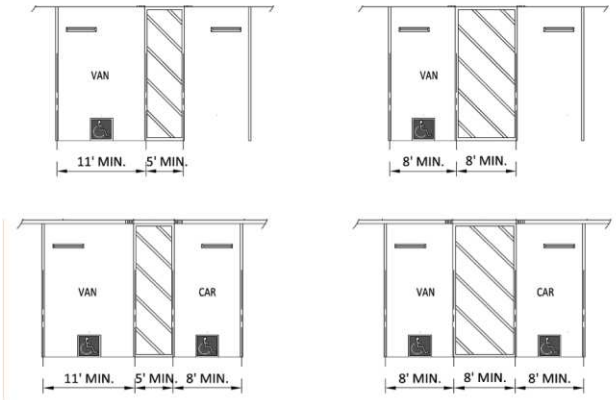

Barrier: 1 Additional Barrier Photos





Barrier: 1 Additional Barrier Photos





Exterior Elements: Parking

Barrier: 2

The element is not accessible because it does not allow a forward or side approach.

This element must be on an accessible route of travel that is 36 inches wide minimum and provides a 30 inch by 48 inch clear floor space that allows a side or forward approach.

Citation:

2010 ADAS Section: 305.5

Conceptual Budget Estimate:

$300.00

Possible Solution:

Remove and reinstall bench on accessible route with clear floor space.

Barrier Priority:

Priority 4 (4):



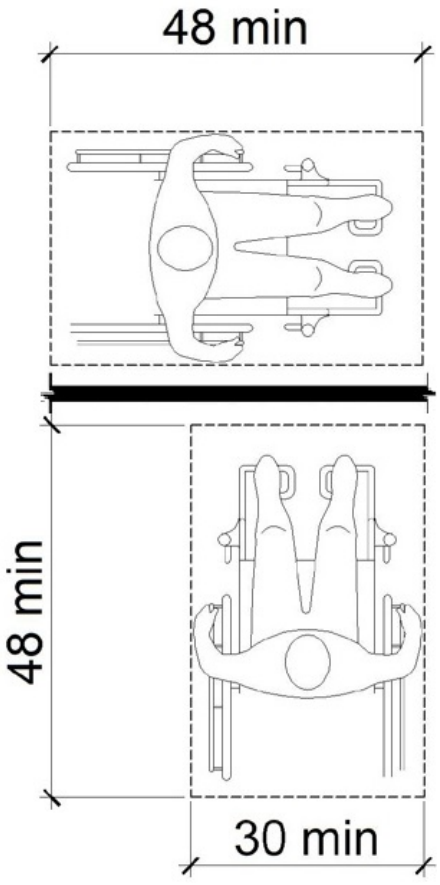

Exterior Elements: Parking

Barrier: 3

The drop box is positioned too high for either a side or front approach.

Where a clear floor or ground space allows a parallel approach to an element and the side reach is unobstructed, the high side reach shall be 48 inches maximum, and the low side reach shall be 15 inches minimum above the finish floor or ground.

Where a forward reach is unobstructed, the high forward reach shall be 48 inches maximum, and the low forward reach shall be 15 inches minimum above the finish floor or ground.

Citation:

2010 ADAS Section: 308.1

Conceptual Budget Estimate:

$900.00

Possible Solution:

Reinstall drop box.

Barrier Priority:

Priority 2 (2):



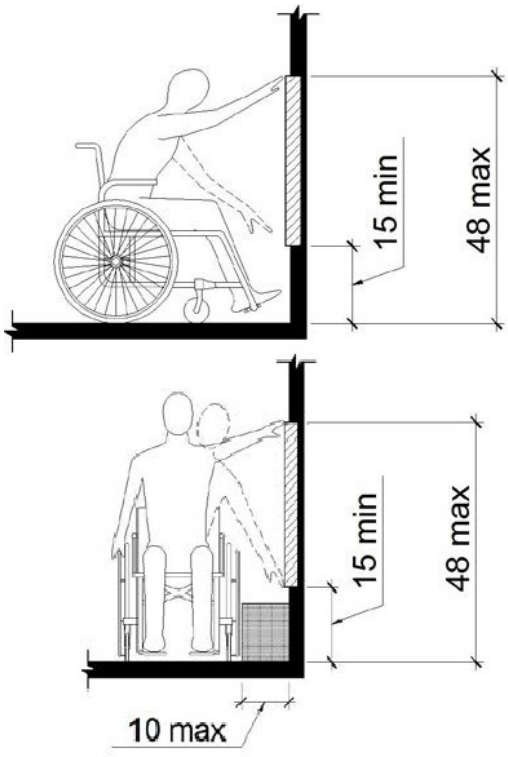

Barrier: 3 Additional Barrier Photos



Exterior Elements: Sidewalk

Barrier: 4

The threshold is greater than 1/2 inch high.

The threshold at a doorway shall be no higher than 1/2 inch. Changes in level between 1/4 inch and 1/2 inch must be beveled at 1:2 or less. 1/4 inch is the maximum vertical rise.

Citation:

2010 ADAS Section: 404.2.5

Conceptual Budget Estimate:

$500.00

Possible Solution:

Remove and install compliant threshold.

Barrier Priority:

Priority 1 (1):



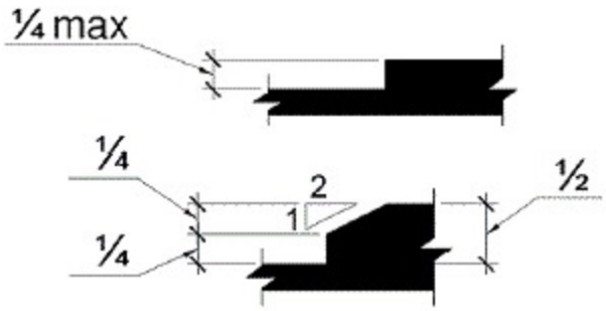

Barrier: 4 Additional Barrier Photos





Exterior Elements: Sidewalk

Barrier: 5

Non-accessible entrance/s signage missing.

Directional signage pointing to the accessible entrance is required. If an accessible entrance is not available and is not "readily achievable" to provide, signage is recommended indicating that curb side service is available upon request or that services may be provided at a different accessible location. It is recommended that this sign have a working phone number that is always answered during regular business hours. Another option for consideration would be the installation of a door bell at an accessible location on the exterior of the business that will alert an attendant.

Citation:

2010 ADAS Section: 216.6

Conceptual Budget Estimate:

$500.00

Possible Solution:

Install compliant signage.

Barrier Priority:

Priority 1 (1):





Exterior Elements: Sidewalk

Barrier: 6

The accessible path of travel has cross slopes greater than 2%.

Surface cross slopes shall not exceed one unit vertical in 48 units horizontal (2-percent slope). When the slope in the direction of travel of any walk exceeds 1 unit vertical in 20 units horizontal (5-percent slope), it must be constructed as a ramp.

Citation:

2010 ADAS Section: 403.3

Conceptual Budget Estimate:

$600.00

Possible Solution:

Resurface concrete to correct cross slope.

Barrier Priority:

Priority 1 (1):



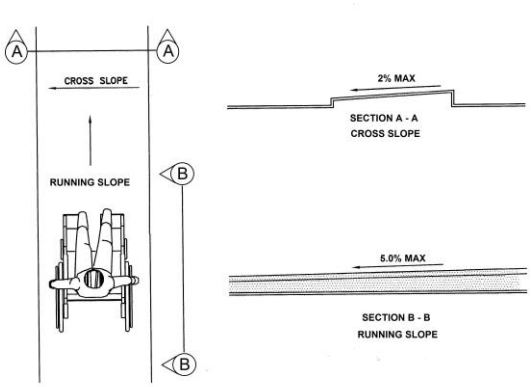

Barrier: 6 Additional Barrier Photos



Exterior Elements: Sidewalk

Barrier: 7

The route contains openings greater than 1/2 inch.

Openings in floor or ground surfaces shall not allow passage of a sphere more than 1/2 inch diameter. Elongated openings shall be placed so that the long dimension is perpendicular to the dominant direction of travel.

Citation:

2010 ADAS Section: 302.3

Conceptual Budget Estimate:

$1,400.00

Possible Solution:

Remove excessive changes in level.

Barrier Priority:

Priority 1 (1):



Barrier: 7 Additional Barrier Photos



Level 1: Existing Elevator - A2

Barrier: 8

The elevator audible signal is missing.

A visible and audible signal shall be provided at each hoistway entrance to indicate which car is answering a call and the car's direction of travel. Where in-car signals are provided, they shall be visible from the floor area adjacent to the hall call buttons.

Audible signals shall sound once for the "up" direction and twice for the "down" direction or shall have verbal annunciators that say "up" or "down."

Citation:

2010 ADAS Section: 407.2.2.2

Conceptual Budget Estimate:

$1,500.00

Possible Solution:

Add hallway audible signal.

Barrier Priority:

Priority 1 (1):



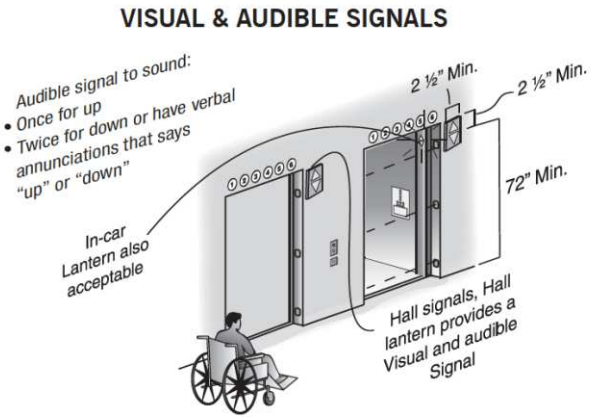

Level 1: Existing Elevator - A2

Barrier: 9

The elevator in car audible car position indicator signal is missing.

Audible and visible car position indicators shall be provided in elevator cars.

Citation:

2010 ADAS Section: 407.4.8

Conceptual Budget Estimate:

$1,500.00

Possible Solution:

Add in-car audible signal.

Barrier Priority:

Priority 1 (1):



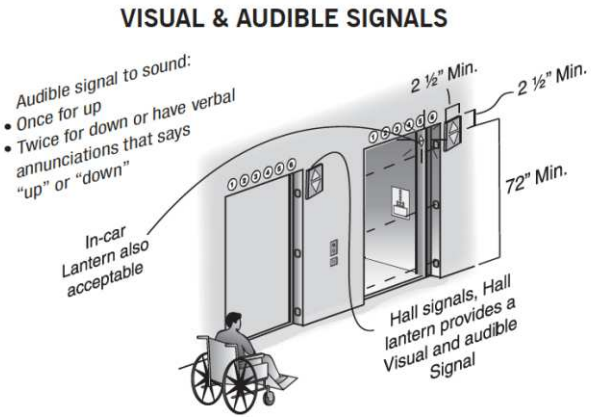

Level 1: 103 - Restroom 1

Barrier: 10

The door is equipped with a door closer and returns to a closed position too quickly.

Door closers and gate closers shall be adjusted so that from an open position of 90 degrees, the time required to move the door to a position of 12 degrees from the latch is 5 seconds minimum.

Citation:

2010 ADAS Section: 404.2.8.1

Conceptual Budget Estimate:

$200.00

Possible Solution:

Adjust spring tension and closer valves on the door closer.

Barrier Priority:

Priority 1 (1):



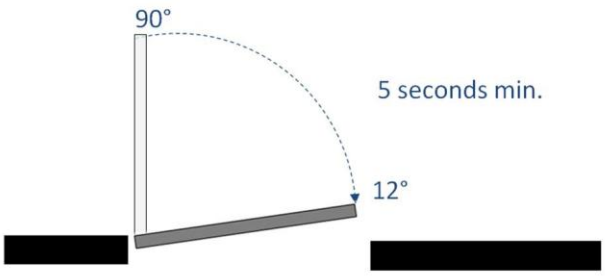

Level 1: 103 - Restroom 1

Barrier: 11

The door exceeds the maximum allowable opening force.

Interior doors shall have a maximum opening force of 5 pounds.

These forces do not apply to the force required to retract latch bolts or disengage other devices that hold the door or gate in a closed position.

Citation:

2010 ADAS Section: 404.2.9

Conceptual Budget Estimate:

$200.00

Possible Solution:

Adjust spring tension and closer valves on the door closer.

Barrier Priority:

Priority 1 (1):





Level 2: 201 - Lobby / Waiting Area

Barrier: 12

The TV protrudes more than 4 inches into the circulation path.

Wall-mounted objects that have leading edges between 27 inches and 80 inches from the floor must not protrude more than 4 inches into the circulation path. Protruding objects that extend to the floor or within 27 inches of the floor are cane detectable and are therefore not hazardous. Where it is necessary or desirable to have objects protrude from the wall, a manner of cane detection must be provided.

Citation:

2010 ADAS Section: 307.2

Conceptual Budget Estimate:

$500.00

Possible Solution:

Relocate element out of circulation path.

Barrier Priority:

Priority 1 (1):



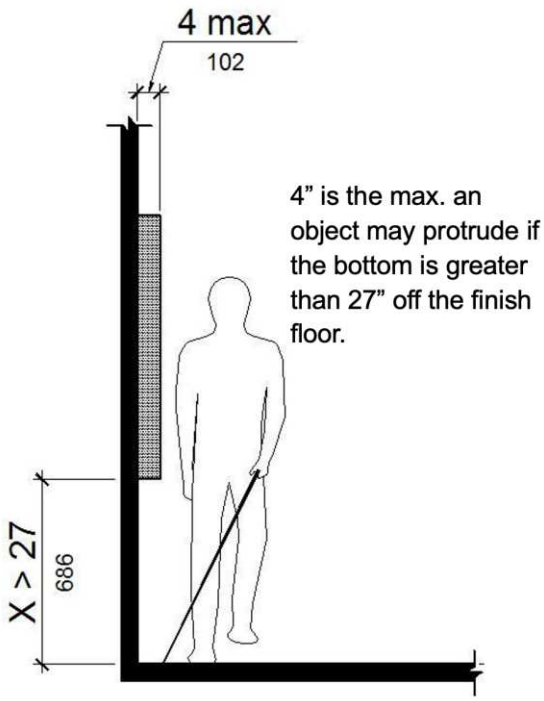

Barrier: 12 Additional Barrier Photos





Level 2: 209 - Hallway 1

Barrier: 13

The door exceeds the maximum allowable opening force.

Interior doors shall have a maximum opening force of 5 pounds.

These forces do not apply to the force required to retract latch bolts or disengage other devices that hold the door or gate in a closed position.

Citation:

2010 ADAS Section: 404.2.9

Conceptual Budget Estimate:

$200.00

Possible Solution:

Adjust spring tension and closer valves on the door closer.

Barrier Priority:

Priority 1 (1):





Level 2: 217 - Women's Restroom

Barrier: 14

The dispenser's operation mechanism is not within the allowable reach range.

Dispensers must have all operable parts a minimum of 15 inches and a maximum of 48 inches above the floor.

Citation:

2010 ADAS Section: 308.2.1

Conceptual Budget Estimate:

$700.00

Possible Solution:

Reinstall dispenser at accessible location.

Barrier Priority:

Priority 3 (3):



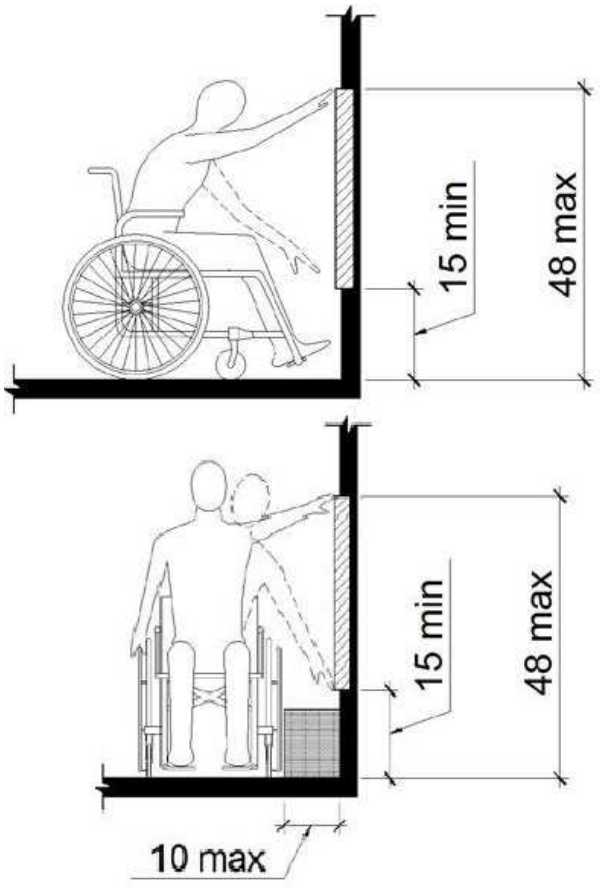

Barrier: 14 Additional Barrier Photos



Level 2: 217 - Women's Restroom

Barrier: 15

The dispenser's operation mechanism is not within the allowable reach range.

Dispensers must have all operable parts a minimum of 15 inches and a maximum of 48 inches above the floor.

Citation:

2010 ADAS Section: 308.2.1

Conceptual Budget Estimate:

$700.00

Possible Solution:

Reinstall dispenser at accessible location.

Barrier Priority:

Priority 3 (3):



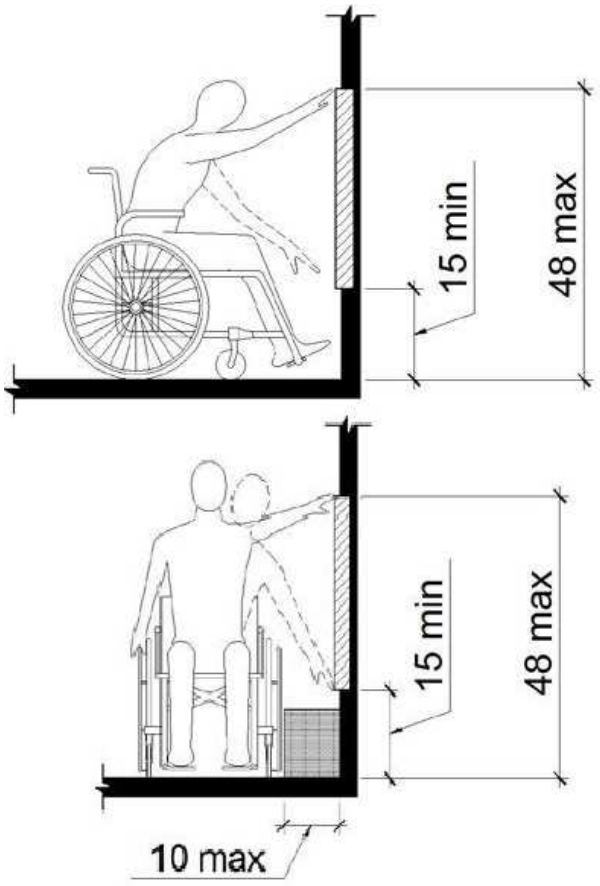

Barrier: 15 Additional Barrier Photos



Level 2: 217 - Women's Restroom

Barrier: 16

The compartment door is not self closing.

The water closet compartment shall be equipped with a door that has an automatic-closing device.

Citation:

2010 ADAS Section: 604.8.1.2

Conceptual Budget Estimate:

$500.00

Possible Solution:

Install auto-closer on door.

Barrier Priority:

Priority 3 (3):



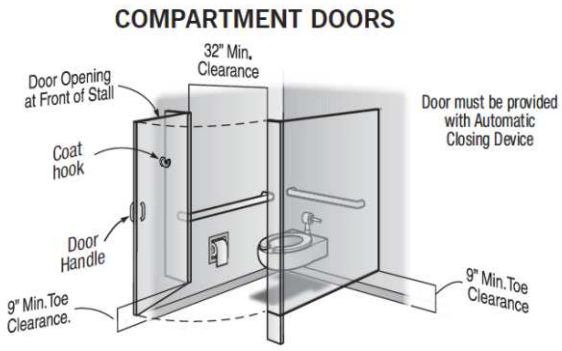

Level 2: 217 - Women's Restroom

Barrier: 17

The water closet compartment is missing a loop handle on both sides of the door.

Water closet compartments must be equipped with a door that has a loop or U-shaped handle on both sides of the door immediately below the latch. The latch must be flip-over style, sliding or other hardware not requiring the user to grasp or twist.

Citation:

2010 ADAS Section: 604.8.1.2

Conceptual Budget Estimate:

$700.00

Possible Solution:

Install pull handle on both sides of the stall door.

Barrier Priority:

Priority 3 (3):





Level 2: 217 - Women's Restroom

Barrier: 18

The toilet is not located within the range allowed from the side wall or partition.

The centerline of the toilet must be 16 to 18 inches from the side wall.

Citation:

2010 ADAS Section: 604.2

Conceptual Budget Estimate:

$3,300.00

Possible Solution:

Remove and reinstall toilet.

Barrier Priority:

Priority 3 (3):



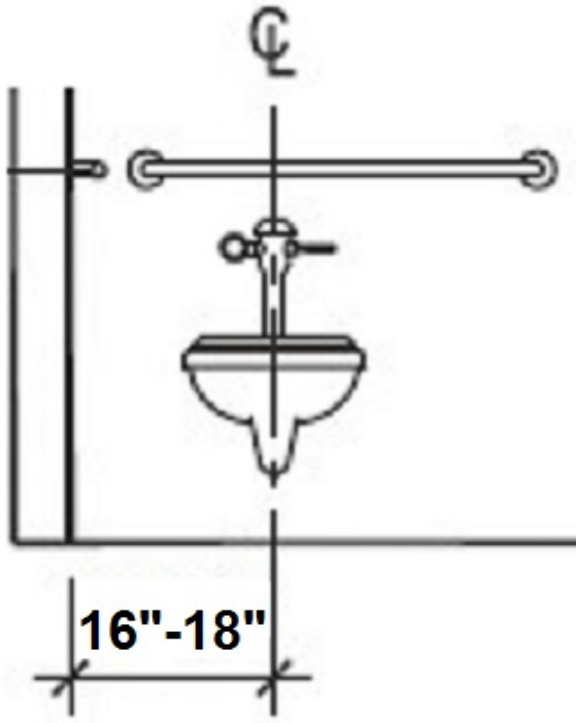

Barrier: 18 Additional Barrier Photos



Level 2: 217 - Women's Restroom

Barrier: 19

The door is equipped with a door closer and returns to a closed position too quickly.

Door closers and gate closers shall be adjusted so that from an open position of 90 degrees, the time required to move the door to a position of 12 degrees from the latch is 5 seconds minimum.

Citation:

2010 ADAS Section: 404.2.8.1

Conceptual Budget Estimate:

$200.00

Possible Solution:

Adjust spring tension and closer valves on the door closer.

Barrier Priority:

Priority 1 (1):



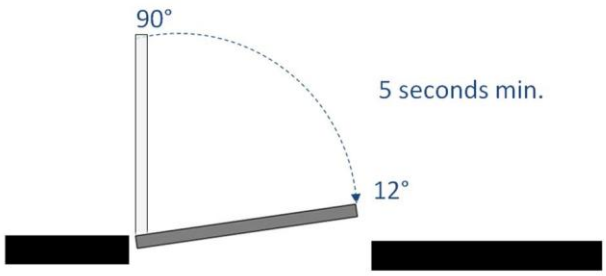

Level 2: 218 - Men's Restroom

Barrier: 20

The compartment door is not self closing.

The water closet compartment shall be equipped with a door that has an automatic-closing device.

Citation:

2010 ADAS Section: 604.8.1.2

Conceptual Budget Estimate:

$500.00

Possible Solution:

Install auto-closer on door.

Barrier Priority:

Priority 3 (3):



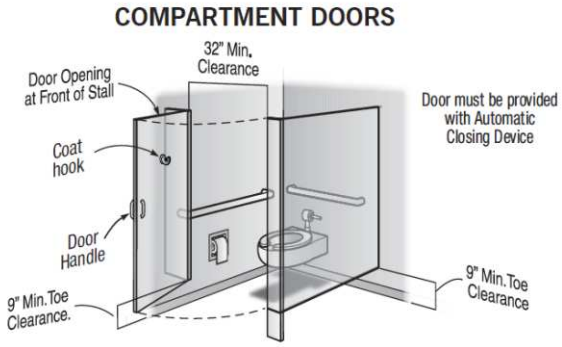

Level 2: 218 - Men's Restroom

Barrier: 21

The toilet is not located within the range allowed from the side wall or partition.

The centerline of the toilet must be 16 to 18 inches from the side wall.

Citation:

2010 ADAS Section: 604.2

Conceptual Budget Estimate:

$3,300.00

Possible Solution:

Reinstall toilet.

Barrier Priority:

Priority 3 (3):



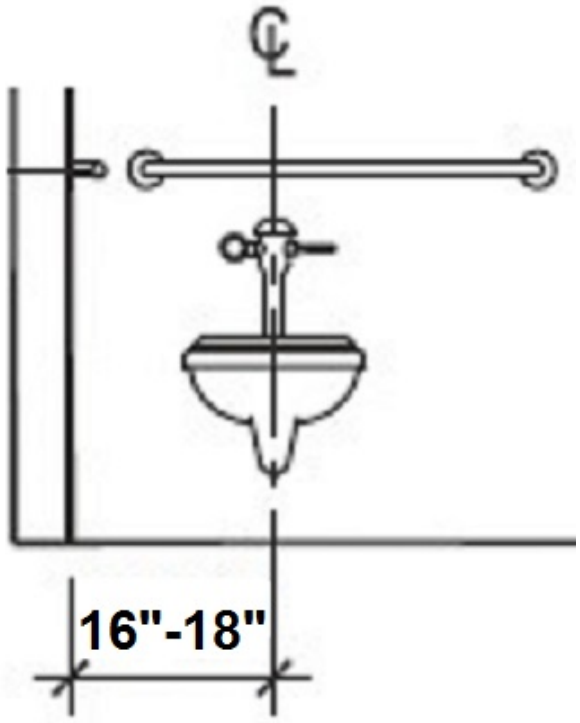

Barrier: 21 Additional Barrier Photos



Level 2: 218 - Men's Restroom

Barrier: 22

The space below the grab bar and/or at the ends is less than 1 1/2 inches.

The space between the wall and the grab bar shall be 1 1/2 inches. Adjacent elements shall be positioned to provide unobstructed use of grab bars. The space between the grab bar and projecting objects below and at the ends shall be 1-1/2 inches minimum. The space between the grab bar and projecting objects above shall be 12 inches minimum.

Citation:

2010 ADAS Section: 609.3

Conceptual Budget Estimate:

$700.00

Possible Solution:

Reinstall grab bar at accessible location.

Barrier Priority:

Priority 3 (3):



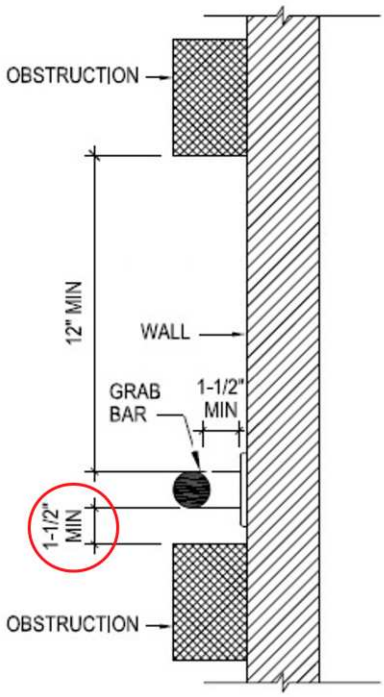

Level 2: 218 - Men's Restroom

Barrier: 23

The dispenser's operation mechanism is not within the allowable reach range.

Dispensers must have all operable parts a minimum of 15 inches and a maximum of 48 inches above the floor.

Citation:

2010 ADAS Section: 308.2.1

Conceptual Budget Estimate:

$700.00

Possible Solution:

Reinstall dispenser at accessible location.

Barrier Priority:

Priority 3 (3):



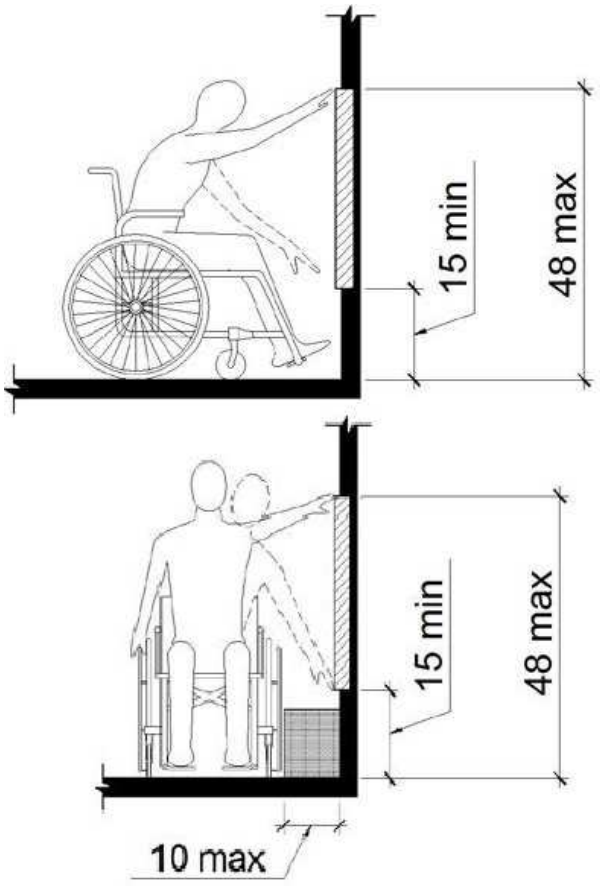

Barrier: 23 Additional Barrier Photos



Level 2: 218 - Men's Restroom

Barrier: 24

The dispenser's operation mechanism is not within the allowable reach range.

Dispensers must have all operable parts a minimum of 15 inches and a maximum of 48 inches above the floor.

Citation:

2010 ADAS Section: 308.2.1

Conceptual Budget Estimate:

$700.00

Possible Solution:

Reinstall dispenser at accessible location.

Barrier Priority:

Priority 3 (3):



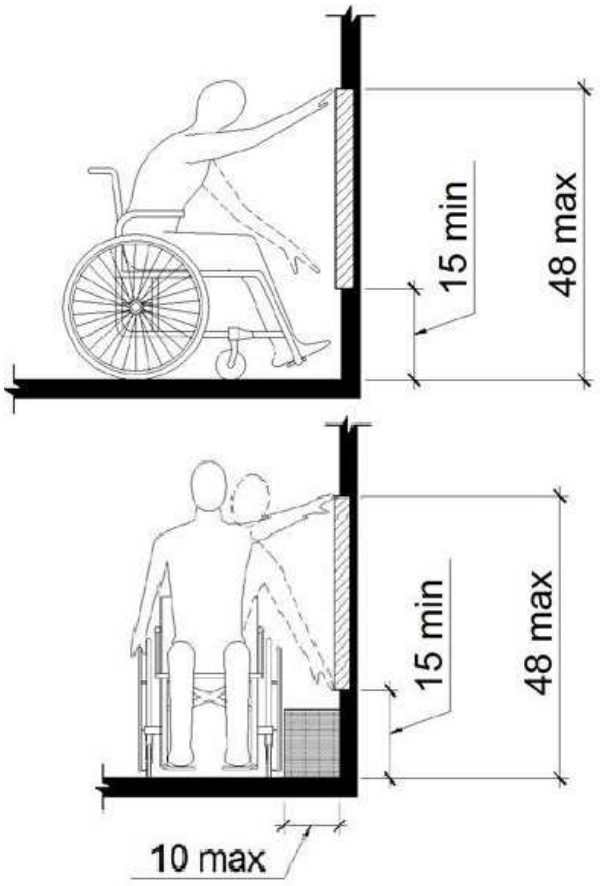

Barrier: 24 Additional Barrier Photos



Level 2: 218 - Men's Restroom

Barrier: 25

The door exceeds the maximum allowable opening force.

Interior doors shall have a maximum opening force of 5 pounds.

These forces do not apply to the force required to retract latch bolts or disengage other devices that hold the door or gate in a closed position.

Citation:

2010 ADAS Section: 404.2.9

Conceptual Budget Estimate:

$200.00

Possible Solution:

Adjust spring tension and closer valves on the door closer.

Barrier Priority:

Priority 1 (1):





Stairs: Existing Stair - A2

Barrier: 26

The element is not accessible because the operable parts are not within the required reach range.

Operable parts on accessible elements, accessible routes, and in accessible rooms and spaces shall comply with requirements for operable parts. The requirements include complying with a clear floor space, reach range, and operation.

Citation:

2010 ADAS Section: 205.1

Conceptual Budget Estimate:

$500.00

Possible Solution:

Lower light switch.

Barrier Priority:

Priority 4 (4):



Barrier: 26 Additional Barrier Photos



Stairs: Existing Stair - A2

Barrier: 27

The stair nosing extends more than 1 1/2 inches above the tread.

The permitted projection of the nosing may extend 1-1/2 inches maximum over the tread below.

Citation:

2010 ADAS Section: 504.5

Conceptual Budget Estimate:

$500.00

Possible Solution:

Bevel stair nosing.

Barrier Priority:

Priority 1 (1):



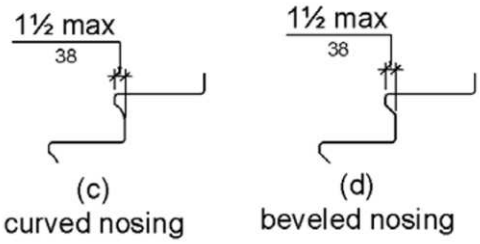

Barrier: 27 Additional Barrier Photos



Stairs: Existing Stair - A3

Barrier: 28

The stair nosing extends more than 1 1/2 inches above the tread.

The permitted projection of the nosing may extend 1-1/2 inches maximum over the tread below.

Citation:

2010 ADAS Section: 504.5

Conceptual Budget Estimate:

$500.00

Possible Solution:

Bevel stair nosing.

Barrier Priority:

Priority 1 (1):



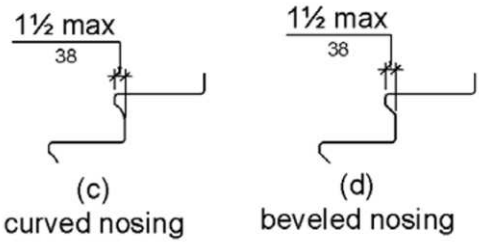

Barrier: 28 Additional Barrier Photos



Stairs: Existing Stair - A3

Barrier: 29

The door is equipped with a door closer and returns to a closed position too quickly.

Door closers and gate closers shall be adjusted so that from an open position of 90 degrees, the time required to move the door to a position of 12 degrees from the latch is 5 seconds minimum.

Citation:

2010 ADAS Section: 404.2.8.1

Conceptual Budget Estimate:

$200.00

Possible Solution:

Adjust spring tension and closer valves on the door closer.

Barrier Priority:

Priority 1 (1):



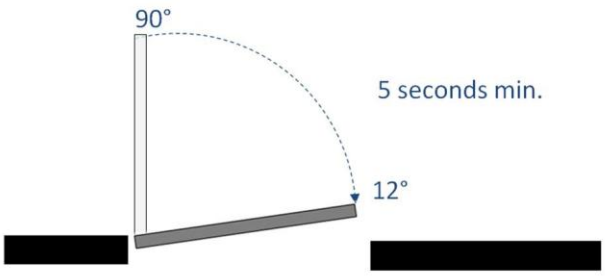

Stairs: Existing Stair - A3

Barrier: 30

The door exceeds the maximum allowable opening force.

Interior doors shall have a maximum opening force of 5 pounds.

These forces do not apply to the force required to retract latch bolts or disengage other devices that hold the door or gate in a closed position.

Citation:

2010 ADAS Section: 404.2.9

Conceptual Budget Estimate:

$200.00

Possible Solution:

Adjust spring tension and closer valves on the door closer.

Barrier Priority:

Priority 1 (1):





Stairs: Existing Stair - A3

Barrier: 31

The handrail projects less than 12 inches beyond the landing at the top of the stairs parallel to the floor or ground.

At the top of a stair flight, handrails shall extend horizontally above the landing for 12 inches minimum beginning directly above the first riser nosing. Extensions shall return to a wall, guard, or the landing surface, or shall be continuous to the handrail of an adjacent stair flight.

Citation:

2010 ADAS Section: 505.10.2

Conceptual Budget Estimate:

$700.00

Possible Solution:

Install extension on handrail.

Barrier Priority:

Priority 1 (1):



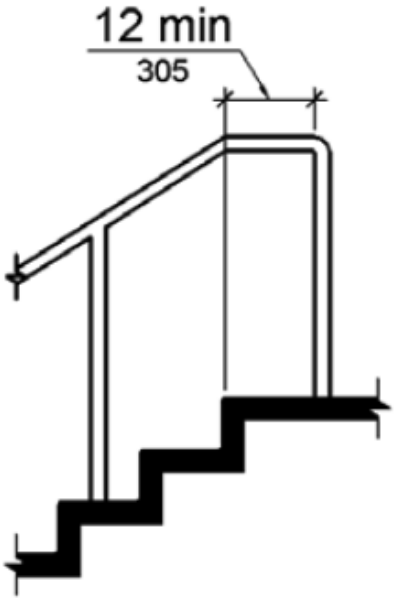

Barrier: 31 Additional Barrier Photos





Site Accessibility Evaluation



Fire Station #1
828 SW Alsbury Blvd
Burleson, TX 76028
Accessibility Evaluation
Inspection Date: 01/13/2026

Prepared By

Kimley»Horn

(817) 335 - 6511
kimley-horn.com

Cost Summary Disclaimer

The following “Cost report" assigns conceptual budget estimates to each possible solution. The Kimley-Horn has no control over the cost of labor, materials, equipment, or over the Contractor's methods of determining prices or over competitive bidding or market conditions. Opinions of probable costs provided herein are based on the information known to Kimley-Horn at this time and represent only Kimley-Horn's judgment as a design professional familiar with the construction industry. These opinions of costs are for corrective actions and involve a single solution without extensive study, destructive testing, or design. Opinion of costs represent material and labor cost only and do not include other factors such as design, permitting, overhead, and contingencies. The Consultant cannot and does not guarantee that proposals, bids, or actual construction costs will not vary from its opinions of probable costs. If the Client wishes greater assurance as to the amount of any cost, it shall employ an independent cost estimator. Consultant's services required to bring costs within any limitation established by the Client will be paid for as Additional Services.

Standards Defined

Americans with Disabilities Act Standards (ADAS) issued under the Americans with Disabilities Act (ADA) apply to places of public accommodation, commercial facilities, and state and local government facilities in new construction, alterations, and additions. The ADA Standards are based on minimum guidelines set by the Access Board. The ADA standards are issued by the Department of Justice (DOJ) and the Department of Transportation (DOT) and apply to facilities covered by the ADA in new construction and alterations. DOJ’s standards apply to all facilities covered by the ADA, except public transportation facilities, which are subject to DOT’s standards. Both standards are very similar and are closely based on the Board’s ADA Accessibility Guidelines (ADAAG). However, each contains a few unique provisions.

This facility was evaluated to the applicable ADA standards in effect at the time of the evaluation. State and local building codes under which the project was originally constructed are excluded from the evaluations. However, each element should be checked against current standards and codes at the time they are altered for compliance.

Building Barrier Priority

Physical barriers to access for buildings were assigned a barrier priority, which are defined in the table below. This barrier prioritization methodology was developed by the Consultant Team and is just one factor for the City of Burleson to consider in developing the Transition Plan implementation strategy (see **Section 5.2 Implementation Schedule** in the Transition Plan for more information).

Barrier Priority	Criteria
1	Accessible approach and entrance.
2	Access to goods and services.
3	Access to public toilet rooms.
4	Access to other items such as water fountains and public telephones.
5	Fully compliant with a previous standard (safe-harbored) but will need to be brought into compliance with a current standard if altered.

Conceptual Budget Estimate Summary

Room / Area	Barrier Count	Conceptual Budget Estimate
Parking	1	$ 4,100
Sidewalk	4	$ 10,800
Total	**5**	**$ 14,900**

Barriers 3

Exterior Elements 3

Parking 3

Sidewalk 4

Exterior Elements: Parking

Barrier: 1

The access aisle contains abrupt edges and surface irregularities over a 1/4 inches.

Parking spaces and access aisles serving them shall be stable, firm, and slip resistant. Access aisles shall be at the same level as the parking spaces they serve. Changes in level are not permitted and shall not be sloped steeper than 2% in any direction.

Citation:

1991 ADAS Section: 4.6.3

Conceptual Budget Estimate:

$4,100.00

Possible Solution:

Repave and restripe.

Barrier Priority:

Priority 1 (1):



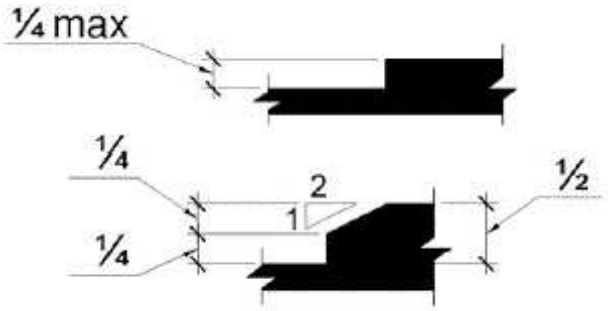

Exterior Elements: Sidewalk

Barrier: 2

The landing at the top of the ramp has a slope greater than 2%.

Top landings shall have a dimension in the direction of ramp run of not less than 60 inches and have a slope of 2% maximum in any direction.

Citation:

1991 ADAS Section: 4.8.4(1)

Conceptual Budget Estimate:

$500.00

Possible Solution:

Resurface landing to correct slope.

Barrier Priority:

Priority 1 (1):



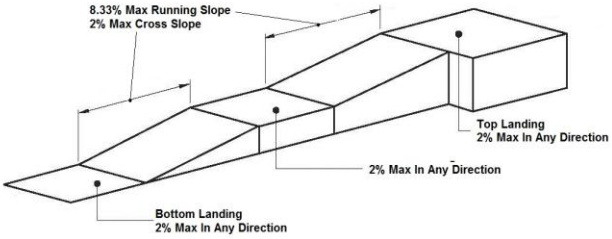

Barrier: 2 Additional Barrier Photos



Exterior Elements: Sidewalk

Barrier: 3

The ramp on the accessible route has cross slopes greater than 2%.

Surface cross slopes shall not exceed one unit vertical in 48 units horizontal (2-percent slope).

Citation:

1991 ADAS Section: 4.3.7

Conceptual Budget Estimate:

$7,700.00

Possible Solution:

Resurface to correct slope.

Barrier Priority:

Priority 1 (1):



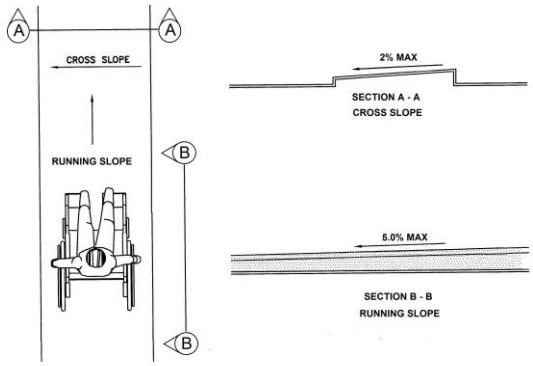

Barrier: 3 Additional Barrier Photos



Exterior Elements: Sidewalk

Barrier: 4

The landing at the bottom of the ramp has a slope greater than 2%.

Bottom landings shall have a dimension in the direction of ramp run of not less than 60 inches and have a slope of 2% maximum in any direction.

Citation:

1991 ADAS Section: 4.8.4(1)

Conceptual Budget Estimate:

$500.00

Possible Solution:

Resurface landing to correct slope.

Barrier Priority:

Priority 1 (1):



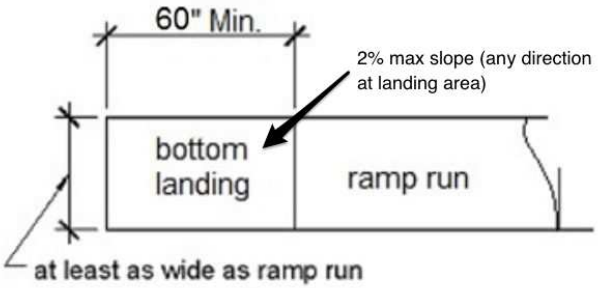

Barrier: 4 Additional Barrier Photos





Barrier: 4 Additional Barrier Photos



Exterior Elements: Sidewalk

Barrier: 5

The accessible route of travel on the walk or sidewalk has cross slopes greater than 2%.

Cross slopes shall not exceed one unit vertical in 48 units horizontal (2-percent slope).

Citation:

1991 ADAS Section: 4.3.7

Conceptual Budget Estimate:

$2,100.00

Possible Solution:

Remove and install accessible path of travel.

Barrier Priority:

Priority 1 (1):



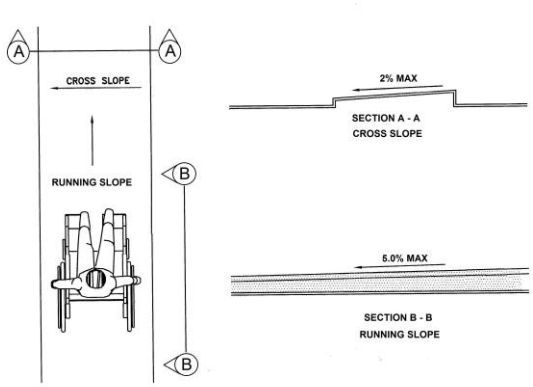

Barrier: 5 Additional Barrier Photos



Site Accessibility Evaluation



Fire Station #3
245 Lakewood Dr
Burleson, TX 76028
Accessibility Evaluation
Inspection Date: 01/13/2026

Prepared By

Kimley»Horn

(817) 335 - 6511
kimley-horn.com

Cost Summary Disclaimer

The following “Cost report" assigns conceptual budget estimates to each possible solution. The Kimley-Horn has no control over the cost of labor, materials, equipment, or over the Contractor's methods of determining prices or over competitive bidding or market conditions. Opinions of probable costs provided herein are based on the information known to Kimley-Horn at this time and represent only Kimley-Horn's judgment as a design professional familiar with the construction industry. These opinions of costs are for corrective actions and involve a single solution without extensive study, destructive testing, or design. Opinion of costs represent material and labor cost only and do not include other factors such as design, permitting, overhead, and contingencies. The Consultant cannot and does not guarantee that proposals, bids, or actual construction costs will not vary from its opinions of probable costs. If the Client wishes greater assurance as to the amount of any cost, it shall employ an independent cost estimator. Consultant's services required to bring costs within any limitation established by the Client will be paid for as Additional Services.

Standards Defined

Americans with Disabilities Act Standards (ADAS) issued under the Americans with Disabilities Act (ADA) apply to places of public accommodation, commercial facilities, and state and local government facilities in new construction, alterations, and additions. The ADA Standards are based on minimum guidelines set by the Access Board. The ADA standards are issued by the Department of Justice (DOJ) and the Department of Transportation (DOT) and apply to facilities covered by the ADA in new construction and alterations. DOJ’s standards apply to all facilities covered by the ADA, except public transportation facilities, which are subject to DOT’s standards. Both standards are very similar and are closely based on the Board’s ADA Accessibility Guidelines (ADAAG). However, each contains a few unique provisions.

This facility was evaluated to the applicable ADA standards in effect at the time of the evaluation. State and local building codes under which the project was originally constructed are excluded from the evaluations. However, each element should be checked against current standards and codes at the time they are altered for compliance.

Building Barrier Priority

Physical barriers to access for buildings were assigned a barrier priority, which are defined in the table below. This barrier prioritization methodology was developed by the Consultant Team and is just one factor for the City of Burleson to consider in developing the Transition Plan implementation strategy (see **Section 5.2 Implementation Schedule** in the Transition Plan for more information).

Barrier Priority	Criteria
1	Accessible approach and entrance.
2	Access to goods and services.
3	Access to public toilet rooms.
4	Access to other items such as water fountains and public telephones.
5	Fully compliant with a previous standard (safe-harbored) but will need to be brought into compliance with a current standard if altered.

Conceptual Budget Estimate Summary

Room / Area	Barrier Count	Conceptual Budget Estimate
Parking	1	$ 2,300
Total	**1**	**$ 2,300**

Barriers **3**

Exterior Elements **3**

Parking **3**

Exterior Elements: Parking

Barrier: 1

The transition from the curb ramp to the walk, gutter or street is not flush and free of abrupt changes in level.

Transitions from ramps to walks, gutters or streets shall be flush and free of abrupt changes in level. Maximum slopes of adjoining gutters, road surface immediately adjacent to the curb ramp, or accessible route shall not exceed one unit vertical in 20 units horizontal (5-percent slope).

Citation:

1991 ADAS Section: 4.7.2

Conceptual Budget Estimate:

$2,300.00

Possible Solution:

Remove and replace sinking curb ramp.

Barrier Priority:

Priority 1 (1):



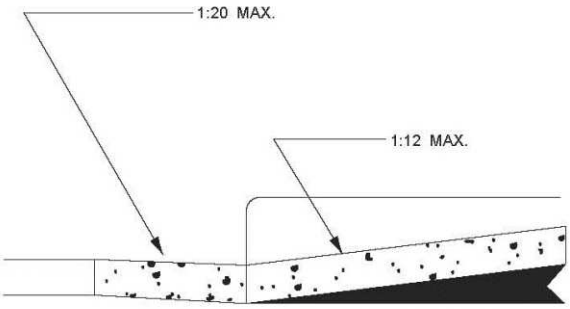

Barrier: 1 Additional Barrier Photos



Site Accessibility Evaluation



Fire Station #16
250 E Hidden Creek Pkwy
Burleson, TX 76028
Accessibility Evaluation
Inspection Date: 01/13/2026

Prepared By

Kimley»Horn

(817) 335 - 6511
kimley-horn.com

Cost Summary Disclaimer

The following “Cost report" assigns conceptual budget estimates to each possible solution. The Kimley-Horn has no control over the cost of labor, materials, equipment, or over the Contractor's methods of determining prices or over competitive bidding or market conditions. Opinions of probable costs provided herein are based on the information known to Kimley-Horn at this time and represent only Kimley-Horn's judgment as a design professional familiar with the construction industry. These opinions of costs are for corrective actions and involve a single solution without extensive study, destructive testing, or design. Opinion of costs represent material and labor cost only and do not include other factors such as design, permitting, overhead, and contingencies. The Consultant cannot and does not guarantee that proposals, bids, or actual construction costs will not vary from its opinions of probable costs. If the Client wishes greater assurance as to the amount of any cost, it shall employ an independent cost estimator. Consultant's services required to bring costs within any limitation established by the Client will be paid for as Additional Services.

Standards Defined

Americans with Disabilities Act Standards (ADAS) issued under the Americans with Disabilities Act (ADA) apply to places of public accommodation, commercial facilities, and state and local government facilities in new construction, alterations, and additions. The ADA Standards are based on minimum guidelines set by the Access Board. The ADA standards are issued by the Department of Justice (DOJ) and the Department of Transportation (DOT) and apply to facilities covered by the ADA in new construction and alterations. DOJ’s standards apply to all facilities covered by the ADA, except public transportation facilities, which are subject to DOT’s standards. Both standards are very similar and are closely based on the Board’s ADA Accessibility Guidelines (ADAAG). However, each contains a few unique provisions.

This facility was evaluated to the applicable ADA standards in effect at the time of the evaluation. State and local building codes under which the project was originally constructed are excluded from the evaluations. However, each element should be checked against current standards and codes at the time they are altered for compliance.

Building Barrier Priority

Physical barriers to access for buildings were assigned a barrier priority, which are defined in the table below. This barrier prioritization methodology was developed by the Consultant Team and is just one factor for the City of Burleson to consider in developing the Transition Plan implementation strategy (see **Section 5.2 Implementation Schedule** in the Transition Plan for more information).

Barrier Priority	Criteria
1	Accessible approach and entrance.
2	Access to goods and services.
3	Access to public toilet rooms.
4	Access to other items such as water fountains and public telephones.
5	Fully compliant with a previous standard (safe-harbored) but will need to be brought into compliance with a current standard if altered.

Conceptual Budget Estimate Summary

Room / Area	Barrier Count	Conceptual Budget Estimate
Sidewalk	10	$ 16,500
Entrance	1	$ 300
Restroom	2	$ 1,400
Break Room	1	$ 1,700
Total	**14**	**$ 19,900**

Barriers 3

Exterior Elements 3

Sidewalk 3

Interior Elements 23

Entrance 23

Restroom 24

Break Room 28

Exterior Elements: Sidewalk

Barrier: 1

The accessible path of travel has cross slopes greater than 2%.

Surface cross slopes shall not exceed one unit vertical in 48 units horizontal (2-percent slope). When the slope in the direction of travel of any walk exceeds 1 unit vertical in 20 units horizontal (5-percent slope), it must be constructed as a ramp.

Citation:

2010 ADAS Section: 403.3

Conceptual Budget Estimate:

$3,400.00

Possible Solution:

Remove and install accessible path of travel.

Barrier Priority:

Priority 1 (1):



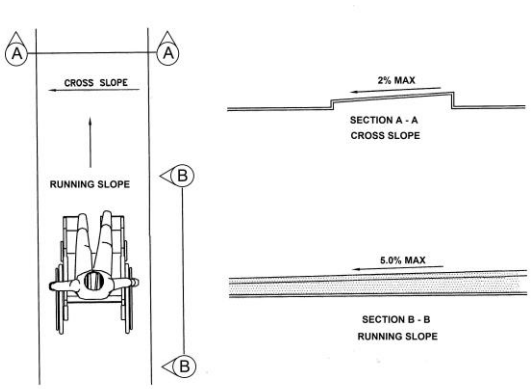

Barrier: 1 Additional Barrier Photos



Exterior Elements: Sidewalk

Barrier: 2

The accessible path of travel has cross slopes greater than 2%.

Surface cross slopes shall not exceed one unit vertical in 48 units horizontal (2-percent slope). When the slope in the direction of travel of any walk exceeds 1 unit vertical in 20 units horizontal (5-percent slope), it must be constructed as a ramp.

Citation:

2010 ADAS Section: 403.3

Conceptual Budget Estimate:

$3,400.00

Possible Solution:

Resurface concrete to correct cross slope.

Barrier Priority:

Priority 1 (1):



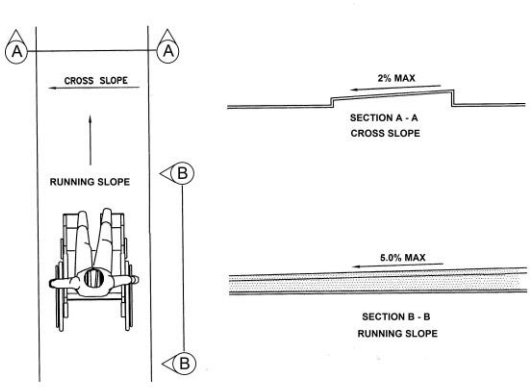

Barrier: 2 Additional Barrier Photos



Exterior Elements: Sidewalk

Barrier: 3

The walkway contains abrupt vertical edges and/or variations over 1/4 inch.

1/4 inch is the maximum vertical rise. Changes in level between 1/4 inch and 1/2 inch must be beveled at 1:2 or less.

Changes in level greater than 1/2 inch must be by way of a ramp.

Citation:

2010 ADAS Section: 303.2, 303.3

Conceptual Budget Estimate:

$1,400.00

Possible Solution:

Patch vertical variations in accessible path of travel.

Barrier Priority:

Priority 1 (1):



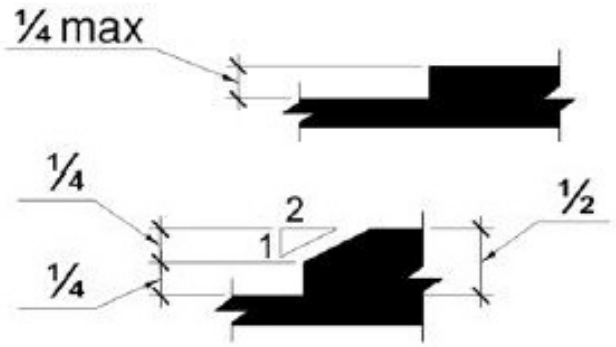

Barrier: 3 Additional Barrier Photos



Exterior Elements: Sidewalk

Barrier: 4

The curb ramp on the accessible route has cross slopes greater than 2%.

Surface cross slopes shall not exceed one unit vertical in 48 units horizontal (2-percent slope).

Citation:

2010 ADAS Section: 405.3, 406.1

Conceptual Budget Estimate:

$2,200.00

Possible Solution:

Remove and install compliant curb ramp.

Barrier Priority:

Priority 1 (1):



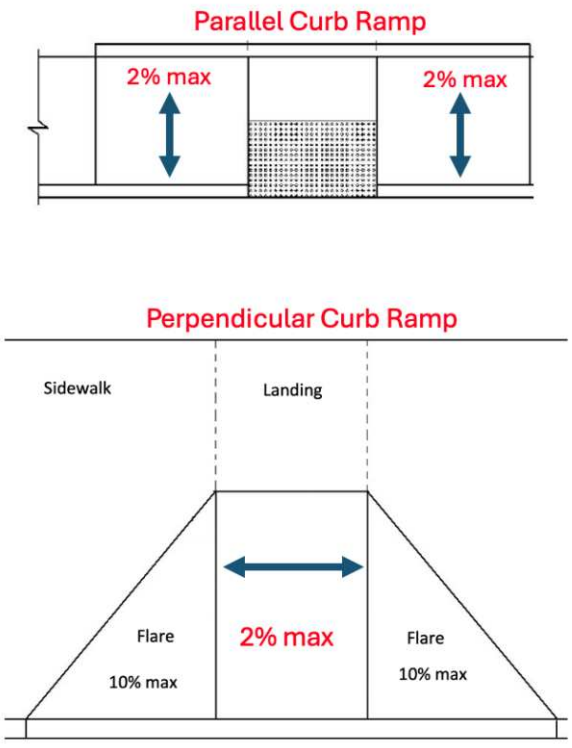

Barrier: 4 Additional Barrier Photos



Exterior Elements: Sidewalk

Barrier: 5

The curb ramp on the accessible route has cross slopes greater than 2 percent and running slopes greater than 8.33 percent.

Surface cross slopes shall not exceed one unit vertical in 48 units horizontal (2-percent slope). Surface running slopes shall not exceed one unit vertical in 12 units horizontal (8.33-percent slope).

Citation:

2010 ADAS Section: 405.2, 405.3, 406.1

Possible Solution:

Remove and install compliant curb ramp. (Price included in barrier #4).

Barrier Priority:

Priority 1 (1):



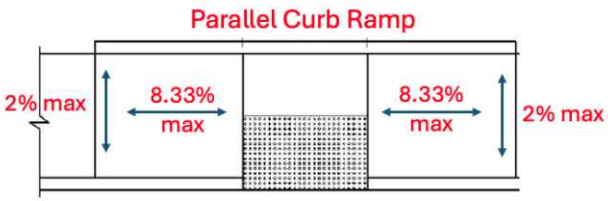

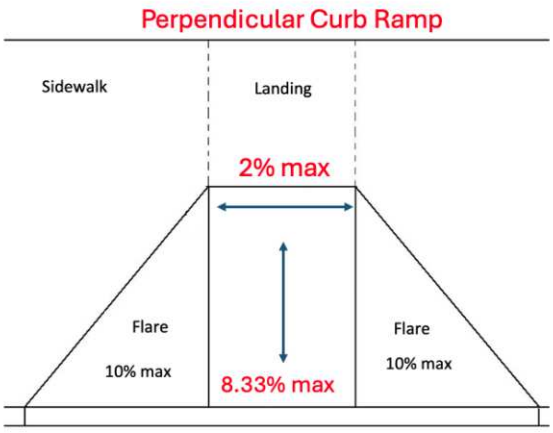

Barrier: 5 Additional Barrier Photos





Barrier: 5 Additional Barrier Photos



Exterior Elements: Sidewalk

Barrier: 6

The accessible path of travel has cross slopes greater than 2%.

Surface cross slopes shall not exceed one unit vertical in 48 units horizontal (2-percent slope). When the slope in the direction of travel of any walk exceeds 1 unit vertical in 20 units horizontal (5-percent slope), it must be constructed as a ramp.

Citation:

2010 ADAS Section: 403.3

Conceptual Budget Estimate:

$2,500.00

Possible Solution:

Resurface concrete to correct cross slope.

Barrier Priority:

Priority 1 (1):



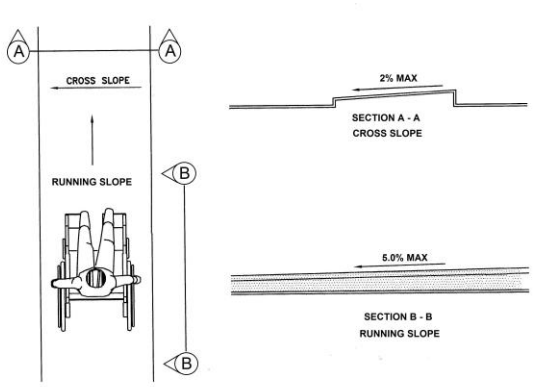

Barrier: 6 Additional Barrier Photos



Exterior Elements: Sidewalk

Barrier: 7

The accessible path of travel has cross slopes greater than 2%.

Surface cross slopes shall not exceed one unit vertical in 48 units horizontal (2-percent slope). When the slope in the direction of travel of any walk exceeds 1 unit vertical in 20 units horizontal (5-percent slope), it must be constructed as a ramp.

Citation:

2010 ADAS Section: 403.3

Conceptual Budget Estimate:

$500.00

Possible Solution:

Resurface concrete to correct cross slope.

Barrier Priority:

Priority 1 (1):



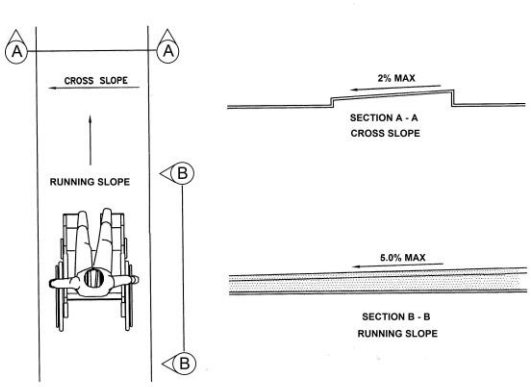

Barrier: 7 Additional Barrier Photos



Exterior Elements: Sidewalk

Barrier: 8

The route contains openings greater than 1/2 inch.

Openings in floor or ground surfaces shall not allow passage of a sphere more than 1/2 inch diameter. Elongated openings shall be placed so that the long dimension is perpendicular to the dominant direction of travel.

Citation:

2010 ADAS Section: 302.3

Conceptual Budget Estimate:

$700.00

Possible Solution:

Remove excessive changes in level.

Barrier Priority:

Priority 1 (1):



Exterior Elements: Sidewalk

Barrier: 9

The accessible path of travel has cross slopes greater than 2%.

Surface cross slopes shall not exceed one unit vertical in 48 units horizontal (2-percent slope). When the slope in the direction of travel of any walk exceeds 1 unit vertical in 20 units horizontal (5-percent slope), it must be constructed as a ramp.

Citation:

2010 ADAS Section: 403.3

Conceptual Budget Estimate:

$1,700.00

Possible Solution:

Resurface concrete to correct cross slope.

Barrier Priority:

Priority 1 (1):



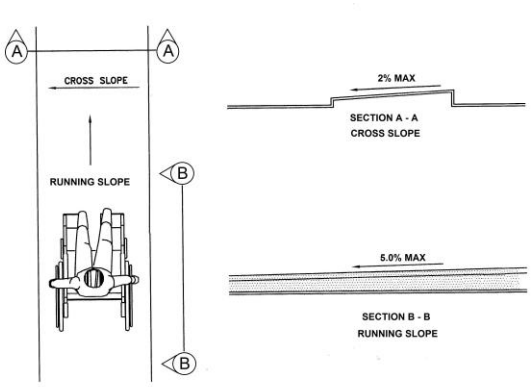

Barrier: 9 Additional Barrier Photos



Exterior Elements: Sidewalk

Barrier: 10

The accessible parking stall is not wide enough.

Each parking space must be at least 8 feet wide and shall be marked to define the width.

The measurements of parking spaces and access aisles shall be made from the centerline of the markings. Where the parking space is not adjacent to another parking space or access aisle, the measurement shall be permitted to include the full width of the line defining the parking space.

Citation:

2010 ADAS Section: 502.2

Conceptual Budget Estimate:

$700.00

Possible Solution:

Restripe to widen van accessible stall and access aisle.

Barrier Priority:

Priority 1 (1):



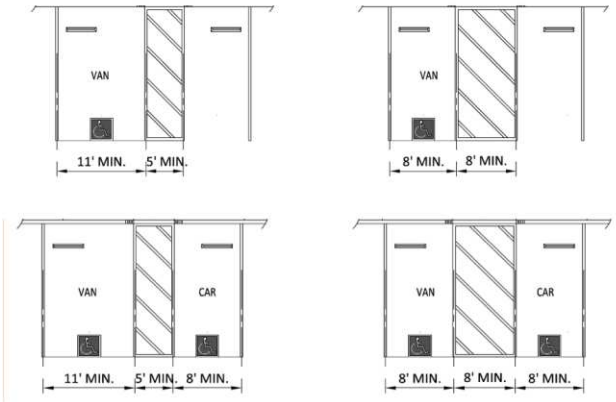

Barrier: 10 Additional Barrier Photos



Interior Elements: Entrance

Barrier: 11

The door is equipped with a door closer and returns to a closed position too quickly.

Door closers and gate closers shall be adjusted so that from an open position of 90 degrees, the time required to move the door to a position of 12 degrees from the latch is 5 seconds minimum.

Citation:

2010 ADAS Section: 404.2.8.1

Conceptual Budget Estimate:

$300.00

Possible Solution:

Adjust spring tension and closer valves on the door closer.

Barrier Priority:

Priority 1 (1):



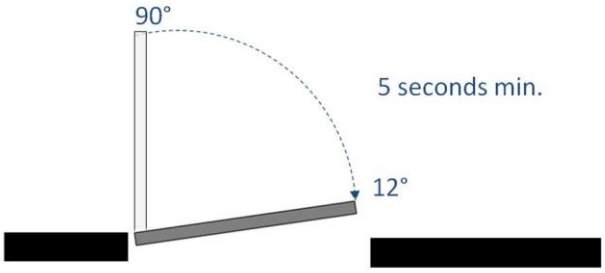

Interior Elements: Restroom

Barrier: 12

The dispenser controls are not accessible because they require tight grasping, tight pinching or twisting of the wrist and/or require more than 5 pounds of force to operate.

Controls and operating mechanisms shall be operable with one hand and shall not require tight grasping, pinching or twisting of the wrist. The force required to activate controls shall be no greater than 5 pounds of force.

Citation:

2010 ADAS Section: 309.4

Conceptual Budget Estimate:

$700.00

Possible Solution:

Reinstall dispenser at accessible location.

Barrier Priority:

Priority 3 (3):



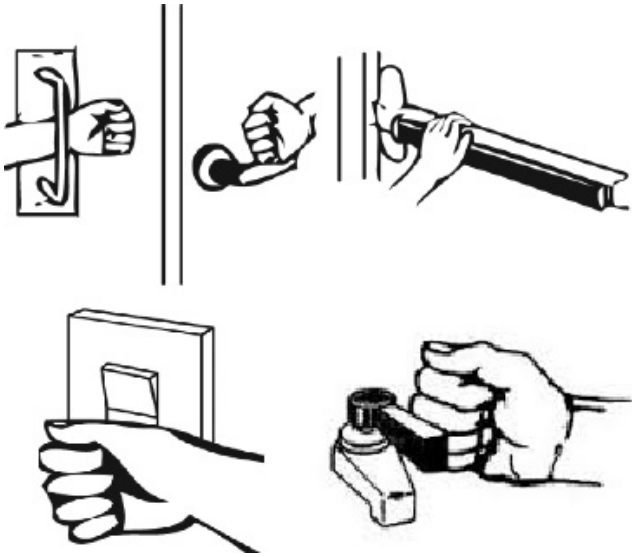

Barrier: 12 Additional Barrier Photos



Interior Elements: Restroom

Barrier: 13

The dispenser controls are not accessible because they require tight grasping, tight pinching or twisting of the wrist and/or require more than 5 pounds of force to operate.

Controls and operating mechanisms shall be operable with one hand and shall not require tight grasping, pinching or twisting of the wrist. The force required to activate controls shall be no greater than 5 pounds of force.

Citation:

2010 ADAS Section: 309.4

Conceptual Budget Estimate:

$700.00

Possible Solution:

Reinstall dispenser at accessible location.

Barrier Priority:

Priority 3 (3):



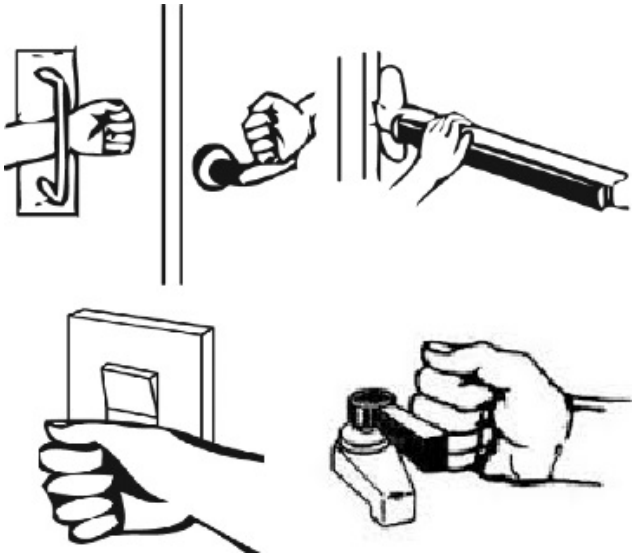

Barrier: 13 Additional Barrier Photos



Interior Elements: Break Room

Barrier: 14

The work surface is not within the allowable range.

The tops of work surfaces provided for public use or common use shall be 28 inches minimum and 34 inches maximum above the finish floor or ground.

Citation:

2010 ADAS Section: 902.3

Conceptual Budget Estimate:

$1,700.00

Possible Solution:

Lower work surface.

Barrier Priority:

Priority 2 (2):



Barrier: 14 Additional Barrier Photos



Site Accessibility Evaluation



Hidden Creek Golf Course
555 E Hidden Creek Pkwy
Burleson, TX 76028
Accessibility Evaluation
Inspection Date: 01/13/2026

Prepared By

Kimley»Horn

(817) 335 - 6511
kimley-horn.com

Cost Summary Disclaimer

The following “Cost report" assigns conceptual budget estimates to each possible solution. The Kimley-Horn has no control over the cost of labor, materials, equipment, or over the Contractor's methods of determining prices or over competitive bidding or market conditions. Opinions of probable costs provided herein are based on the information known to Kimley-Horn at this time and represent only Kimley-Horn's judgment as a design professional familiar with the construction industry. These opinions of costs are for corrective actions and involve a single solution without extensive study, destructive testing, or design. Opinion of costs represent material and labor cost only and do not include other factors such as design, permitting, overhead, and contingencies. The Consultant cannot and does not guarantee that proposals, bids, or actual construction costs will not vary from its opinions of probable costs. If the Client wishes greater assurance as to the amount of any cost, it shall employ an independent cost estimator. Consultant's services required to bring costs within any limitation established by the Client will be paid for as Additional Services.

Standards Defined

Americans with Disabilities Act Standards (ADAS) issued under the Americans with Disabilities Act (ADA) apply to places of public accommodation, commercial facilities, and state and local government facilities in new construction, alterations, and additions. The ADA Standards are based on minimum guidelines set by the Access Board. The ADA standards are issued by the Department of Justice (DOJ) and the Department of Transportation (DOT) and apply to facilities covered by the ADA in new construction and alterations. DOJ’s standards apply to all facilities covered by the ADA, except public transportation facilities, which are subject to DOT’s standards. Both standards are very similar and are closely based on the Board’s ADA Accessibility Guidelines (ADAAG). However, each contains a few unique provisions.

This facility was evaluated to the applicable ADA standards in effect at the time of the evaluation. State and local building codes under which the project was originally constructed are excluded from the evaluations. However, each element should be checked against current standards and codes at the time they are altered for compliance.

Building Barrier Priority

Physical barriers to access for buildings were assigned a barrier priority, which are defined in the table below. This barrier prioritization methodology was developed by the Consultant Team and is just one factor for the City of Burleson to consider in developing the Transition Plan implementation strategy (see **Section 5.2 Implementation Schedule** in the Transition Plan for more information).

Barrier Priority	Criteria
1	Accessible approach and entrance.
2	Access to goods and services.
3	Access to public toilet rooms.
4	Access to other items such as water fountains and public telephones.
5	Fully compliant with a previous standard (safe-harbored) but will need to be brought into compliance with a current standard if altered.

Conceptual Budget Estimate Summary

Room / Area	Barrier Count	Conceptual Budget Estimate
Parking	15	$ 14,900
Sidewalk	2	$ 3,300
101 - Entrance Hall	3	$ 1,800
103 - Men's Restroom	3	$ 1,400
108 - Pro Shop	2	$ 900
118 - Women's Restroom	3	$ 1,400
Total	**28**	**$ 23,700**

Barriers 3

Exterior Elements 3

Parking 3

Sidewalk 30

Interior Elements 34

101 - Entrance Hall 34

103 - Men's Restroom 40

108 - Pro Shop 45

118 - Women's Restroom 48

Exterior Elements: Parking

Barrier: 1

The running slope (long dimension) of the accessible parking space exceeds 2%.

The running slope in an accessible parking space and the access aisle must not exceed 2%.

Citation:

1991 ADAS Section: 4.6.3

Conceptual Budget Estimate:

$2,100.00

Possible Solution:

Repave and restripe.

Barrier Priority:

Priority 1 (1):



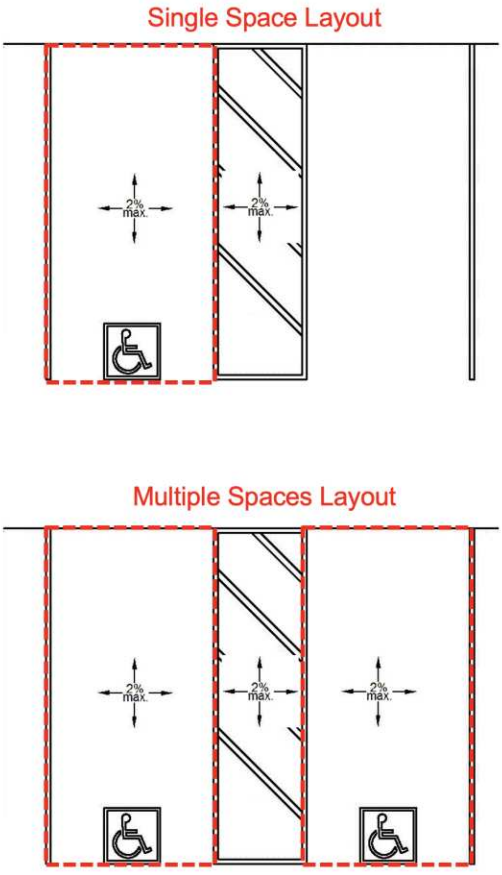

Barrier: 1 Additional Barrier Photos



Exterior Elements: Parking

Barrier: 2

The cross slope (narrow dimension) of the parking space exceeds 2%.

The running and cross slope in an accessible parking space and the access aisle must not exceed 2%.

Citation:

1991 ADAS Section: 4.6.3

Conceptual Budget Estimate:

$2,100.00

Possible Solution:

Repave and restripe.

Barrier Priority:

Priority 1 (1):



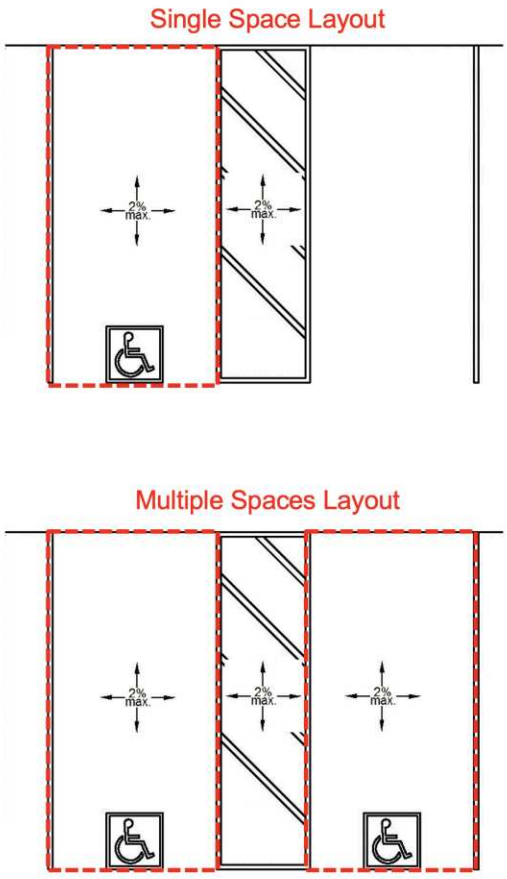

Barrier: 2 Additional Barrier Photos



Exterior Elements: Parking

Barrier: 3

The parking space is not compliant.

The parking space contains changes in level and/or gaps that exceed the maximum allowable requirements.

Citation:

1991 ADAS Section: 4.6.3

Conceptual Budget Estimate:

$1,400.00

Possible Solution:

Repave and restripe.

Barrier Priority:

Priority 1 (1):



Barrier: 3 Additional Barrier Photos



Exterior Elements: Parking

Barrier: 4

The parking space is not compliant.

The parking space contains changes in level and/or gaps that exceed the maximum allowable requirements.

Citation:

1991 ADAS Section: 4.6.3

Conceptual Budget Estimate:

$1,400.00

Possible Solution:

Repave and restripe.

Barrier Priority:

Priority 1 (1):



Barrier: 4 Additional Barrier Photos



Exterior Elements: Parking

Barrier: 5

The cross slope (short dimension) of the access aisle exceeds 2%.

The cross slope in an accessible parking space and the access aisle must not exceed 2%.

Citation:

1991 ADAS Section: 4.6.3

Conceptual Budget Estimate:

$2,100.00

Possible Solution:

Repave and restripe.

Barrier Priority:

Priority 1 (1):



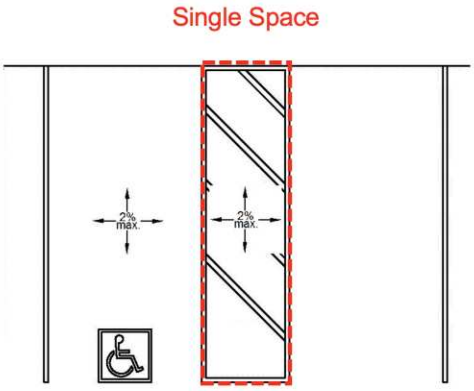

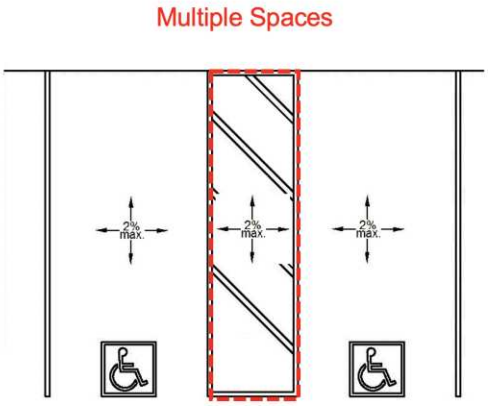

Barrier: 5 Additional Barrier Photos



Exterior Elements: Parking

Barrier: 6

The cross slope (short dimension) of the access aisle exceeds 2%.

The cross slope in an accessible parking space and the access aisle must not exceed 2%.

Citation:

1991 ADAS Section: 4.6.3

Conceptual Budget Estimate:

$2,100.00

Possible Solution:

Repave and restripe.

Barrier Priority:

Priority 1 (1):



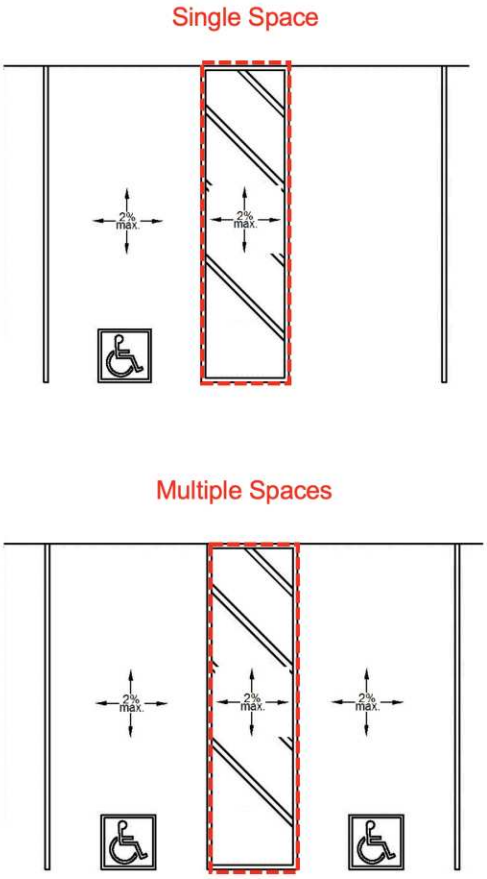

Barrier: 6 Additional Barrier Photos



Exterior Elements: Parking

Barrier: 7

The parking space has faded striping and ISA.

Citation:

1991 ADAS Section: Advisory

Conceptual Budget Estimate:

$200.00

Possible Solution:

Restripe parking space.

Barrier Priority:

Priority 5 (5):



Exterior Elements: Parking

Barrier: 8

The parking space has faded striping and ISA.

Citation:

1991 ADAS Section: Advisory

Conceptual Budget Estimate:

$200.00

Possible Solution:

Restripe parking space.

Barrier Priority:

Priority 5 (5):



Exterior Elements: Parking

Barrier: 9

The parking space has faded striping and ISA.

Citation:

1991 ADAS Section: Advisory

Conceptual Budget Estimate:

$200.00

Possible Solution:

Restripe parking space.

Barrier Priority:

Priority 5 (5):



Exterior Elements: Parking

Barrier: 10

The parking space has faded striping and ISA.

Citation:

1991 ADAS Section: Advisory

Conceptual Budget Estimate:

$200.00

Possible Solution:

Restripe parking space.

Barrier Priority:

Priority 5 (5):



Barrier: 10 Additional Barrier Photos



Exterior Elements: Parking

Barrier: 11

The cross slope (short dimension) of the access aisle exceeds 2%.

The cross slope in an accessible parking space and the access aisle must not exceed 2%.

Citation:

1991 ADAS Section: 4.6.3

Conceptual Budget Estimate:

$2,100.00

Possible Solution:

Repave and restripe.

Barrier Priority:

Priority 1 (1):



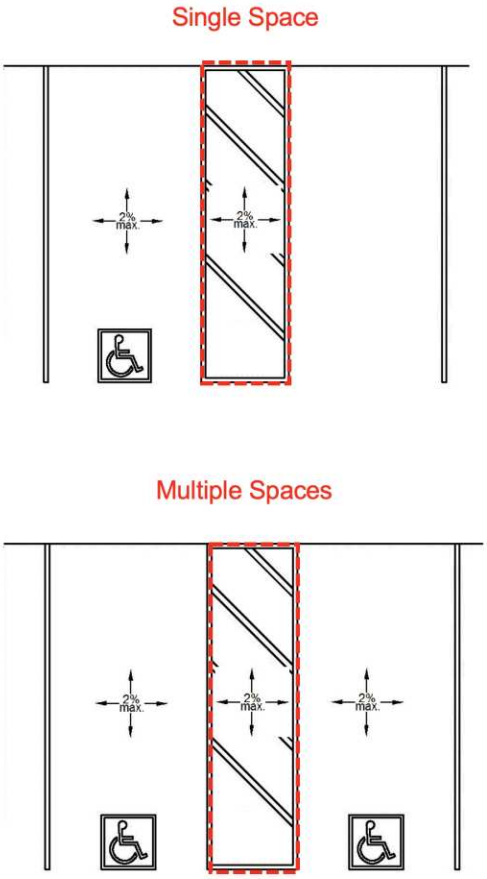

Barrier: 11 Additional Barrier Photos



Exterior Elements: Parking

Barrier: 12

The parking space has faded striping and ISA.

Citation:

1991 ADAS Section: Advisory

Conceptual Budget Estimate:

$200.00

Possible Solution:

Restripe parking space.

Barrier Priority:

Priority 5 (5):



Barrier: 12 Additional Barrier Photos



Exterior Elements: Parking

Barrier: 13

The parking space has faded striping and ISA.

Citation:

1991 ADAS Section: Advisory

Conceptual Budget Estimate:

$200.00

Possible Solution:

Restripe parking space.

Barrier Priority:

Priority 5 (5):



Barrier: 13 Additional Barrier Photos



Exterior Elements: Parking

Barrier: 14

The parking space has faded striping and ISA.

Citation:

1991 ADAS Section: Advisory

Conceptual Budget Estimate:

$200.00

Possible Solution:

Restripe parking space.

Barrier Priority:

Priority 5 (5):



Barrier: 14 Additional Barrier Photos



Exterior Elements: Parking

Barrier: 15

The parking space has faded striping and ISA.

Citation:

1991 ADAS Section: Advisory

Conceptual Budget Estimate:

$200.00

Possible Solution:

Restripe parking space.

Barrier Priority:

Priority 5 (5):



Barrier: 15 Additional Barrier Photos



Exterior Elements: Sidewalk

Barrier: 16

The walkway contains abrupt vertical edges and/or variations over a 1/2 inch.

1/4 inch is the maximum vertical rise. Changes in level between 1/4 inch and 1/2 inch must be beveled at 1:2 or less.

Changes in level greater than 1/2 inch must be by way of a ramp.

Citation:

1991 ADAS Section: 4.5.2

Conceptual Budget Estimate:

$1,100.00

Possible Solution:

Remove excessive changes in level.

Barrier Priority:

Priority 1 (1):



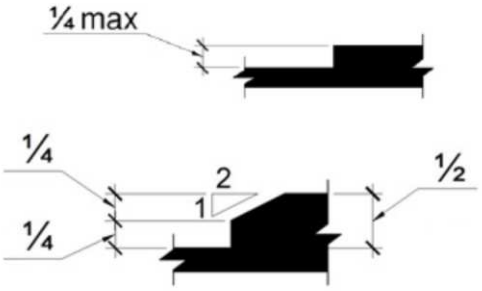

Barrier: 16 Additional Barrier Photos



Exterior Elements: Sidewalk

Barrier: 17

The walkway contains heaving, sinking, or cracking.

If there are changes in level on accessible routes they shall have a 1/4 inch maximum vertical rise. Changes in level between 1/4 inch and 1/2 inch must be beveled at 1:2 or less.

Changes in level greater than 1/2 inch must be by way of a ramp.

Citation:

1991 ADAS Section: 4.5.2

Conceptual Budget Estimate:

$2,200.00

Possible Solution:

Remove excessive changes in level.

Barrier Priority:

Priority 1 (1):



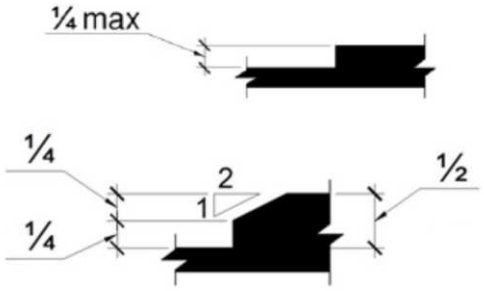

Barrier: 17 Additional Barrier Photos



Interior Elements: 101 - Entrance Hall

Barrier: 18

The television protrudes more than 4 inches into the circulation path.

Wall-mounted objects that have leading edges between 27 inches and 80 inches from the floor must not protrude more than 4 inches into the circulation path. Protruding objects that extend to the floor or within 27 inches of the floor are cane detectable and are therefore not hazardous. Where it is necessary or desirable to have objects protrude from the wall, a manner of cane detection must be provided.

Citation:

1991 ADAS Section: 4.4.1

Conceptual Budget Estimate:

$500.00

Possible Solution:

Reinstall element.

Barrier Priority:

Priority 1 (1):



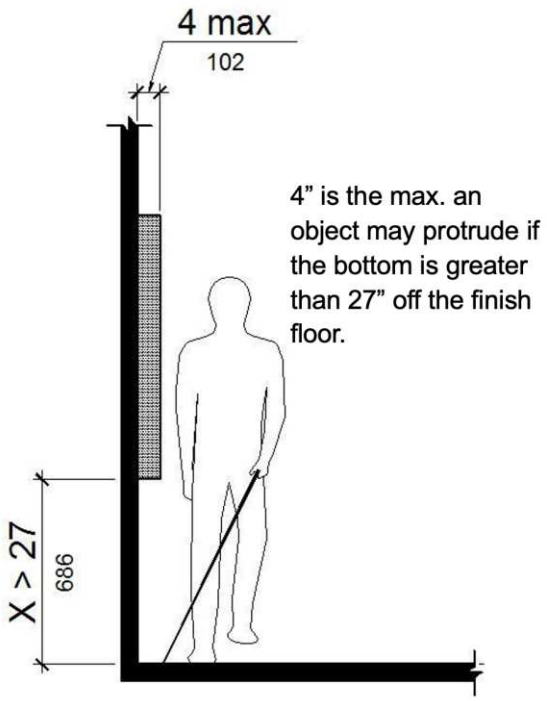

Barrier: 18 Additional Barrier Photos



Interior Elements: 101 - Entrance Hall

Barrier: 19

The tactile EXIT sign is missing at the door.

Wall signs identifying exits shall have characters raised 1/32 inch minimum and shall be uppercase characters a minimum of 5/8 inch and a maximum of 2 inches high. Braille shall be placed directly below the tactile characters; flush left or centered. Signs shall be located a minimum of 48 inches above the floor, measured from the baseline of the lowest tactile characters and 60 inches maximum above the finish floor or ground surface, measured from the baseline of the highest tactile characters.

Where a tactile sign is provided at a door, the sign shall be located on the latch side. Where a tactile sign is provided at double doors the sign shall be located to the right of the right-hand door. Where there is no wall space at the latch side of a single door or at the right side of double doors, signs shall be located on the nearest adjacent wall.

Citation:

1991 ADAS Section: 4.30.6 , 4.1.2(7)

Conceptual Budget Estimate:

$300.00

Possible Solution:

Install compliant sign.

Barrier Priority:

Priority 1 (1):





Barrier: 19 Additional Barrier Photos



Interior Elements: 101 - Entrance Hall

Barrier: 20

The door maneuvering clearance contains slopes greater than 2 percent.

The floor or ground area within the required clearances shall be level and clear.

Citation:

1991 ADAS Section: 4.13.6

Conceptual Budget Estimate:

$1,000.00

Possible Solution:

Repave to correct slope.

Barrier Priority:

Priority 1 (1):



Barrier: 20 Additional Barrier Photos



Interior Elements: 103 - Men's Restroom

Barrier: 21

The water and drain pipes under the lavatory are not adequately insulated.

Water supply and drain pipes under lavatories and sinks shall be insulated or otherwise configured to protect against contact. There shall be no sharp or abrasive surfaces under lavatories and sinks.

Citation:

1991 ADAS Section: 4.19.4

Conceptual Budget Estimate:

$200.00

Possible Solution:

Insulate pipes under lavatory.

Barrier Priority:

Priority 3 (3):



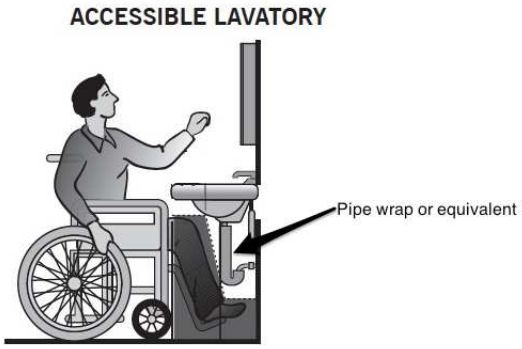

Barrier: 21 Additional Barrier Photos



Interior Elements: 103 - Men's Restroom

Barrier: 22

Toilet paper dispenser is mounted in the incorrect location.

Toilet paper dispensers shall be 7 inches minimum and 9 inches maximum in front of the water closet measured to the centerline of the dispenser. The outlet of the dispenser shall be 15 inches minimum and 48 inches maximum above the finish floor and shall not be located behind grab bars. Dispensers shall not be of a type that controls delivery or that does not allow continuous paper flow. There shall be a clearance of 1 1/2 inches minimum below the grab bar.

Citation:

1991 ADAS Section: 4.16.6

Conceptual Budget Estimate:

$700.00

Possible Solution:

Reinstall dispenser at accessible location.

Barrier Priority:

Priority 3 (3):



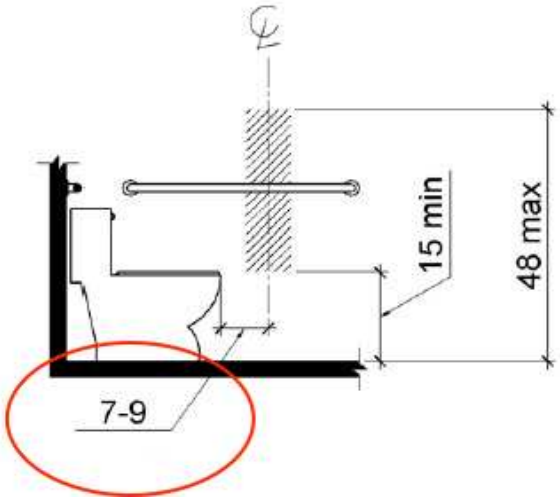

Barrier: 22 Additional Barrier Photos





Interior Elements: 103 - Men's Restroom

Barrier: 23

Door is not self-closing.

The water closet compartment shall be equipped with a door that has an automatic- closing device, and shall have a clear, unobstructed opening width of 32 inches when located at the end and 34 inches when located at the side with the door positioned at an angle of 90 degrees from its closed position.

Citation:

1991 ADAS Section: 4.17.5

Conceptual Budget Estimate:

$500.00

Possible Solution:

Install self-closer on stall door.

Barrier Priority:

Priority 3 (3):



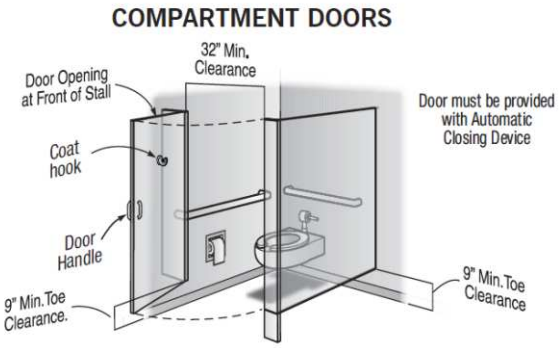

Interior Elements: 108 - Pro Shop

Barrier: 24

The door exceeds the maximum allowable opening force.

Interior doors shall have a maximum opening force of 5 pounds.

These forces do not apply to the force required to retract latch bolts or disengage other devices that hold the door or gate in a closed position.

Citation:

1991 ADAS Section: 4.13.11(2)

Conceptual Budget Estimate:

$300.00

Possible Solution:

Adjust spring tension and closer valves on the door closer.

Barrier Priority:

Priority 1 (1):





Interior Elements: 108 - Pro Shop

Barrier: 25

The walkway contains abrupt vertical edges and/or variations over a 1/2 inch.

1/4 inch is the maximum vertical rise. Changes in level between 1/4 inch and 1/2 inch must be beveled at 1:2 or less.

Changes in level greater than 1/2 inch must be by way of a ramp.

Citation:

1991 ADAS Section: 4.5.2

Conceptual Budget Estimate:

$600.00

Possible Solution:

Replace threshold and seal.

Barrier Priority:

Priority 1 (1):



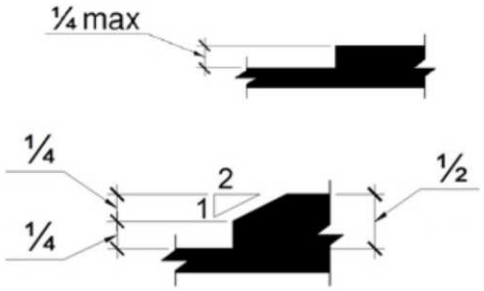

Barrier: 25 Additional Barrier Photos



Interior Elements: 118 - Women's Restroom

Barrier: 26

The water and drain pipes under the lavatory are not adequately insulated.

Water supply and drain pipes under lavatories and sinks shall be insulated or otherwise configured to protect against contact. There shall be no sharp or abrasive surfaces under lavatories and sinks.

Citation:

1991 ADAS Section: 4.19.4

Conceptual Budget Estimate:

$200.00

Possible Solution:

Insulate pipes under lavatory.

Barrier Priority:

Priority 3 (3):



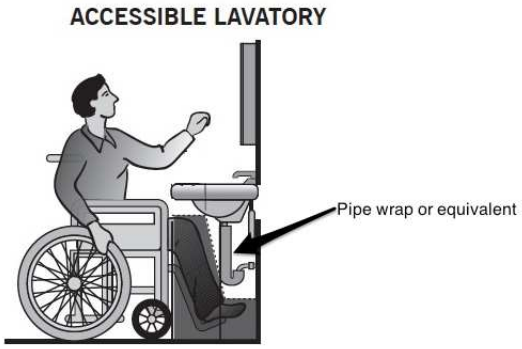

Barrier: 26 Additional Barrier Photos



Interior Elements: 118 - Women's Restroom

Barrier: 27

Door is not self-closing.

The water closet compartment shall be equipped with a door that has an automatic- closing device, and shall have a clear, unobstructed opening width of 32 inches when located at the end and 34 inches when located at the side with the door positioned at an angle of 90 degrees from its closed position.

Citation:

1991 ADAS Section: 4.17.5

Conceptual Budget Estimate:

$500.00

Possible Solution:

Install door closer on stall door.

Barrier Priority:

Priority 3 (3):



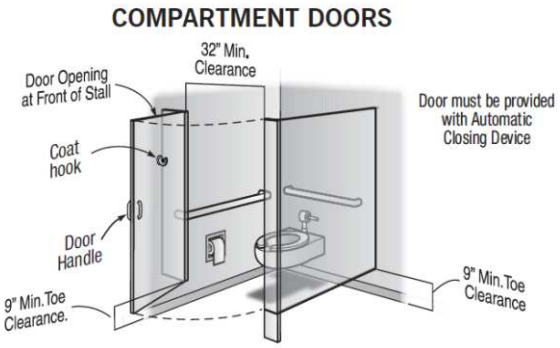

Interior Elements: 118 - Women's Restroom

Barrier: 28

The toilet paper is not installed in the correct location.

Toilet paper dispensers shall be installed within reach, as shown in Illustration B, Fig. 29(b). Dispensers that control delivery, or that do not permit continuous paper flow, shall not be used.

Citation:

1991 ADAS Section: 4.16.6

Conceptual Budget Estimate:

$700.00

Possible Solution:

Reinstall dispenser at accessible location.

Barrier Priority:

Priority 3 (3):



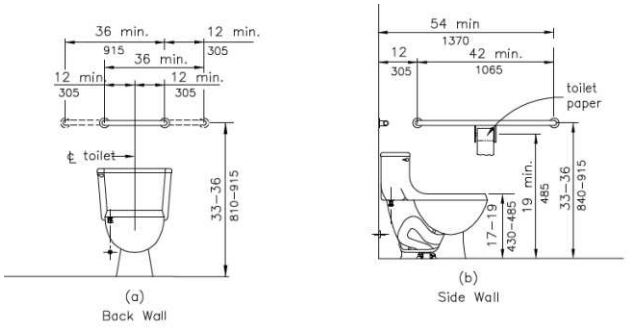

Barrier: 28 Additional Barrier Photos



Site Accessibility Evaluation



Mayor Vera Calvin Plaza in Old Town
141 W Renfro St
Burleson, TX 76028
Accessibility Evaluation
Inspection Date: 01/12/2026

Prepared By

Kimley»Horn

(817) 335 - 6511
kimley-horn.com

Cost Summary Disclaimer

The following “Cost report" assigns conceptual budget estimates to each possible solution. The Kimley-Horn has no control over the cost of labor, materials, equipment, or over the Contractor's methods of determining prices or over competitive bidding or market conditions. Opinions of probable costs provided herein are based on the information known to Kimley-Horn at this time and represent only Kimley-Horn's judgment as a design professional familiar with the construction industry. These opinions of costs are for corrective actions and involve a single solution without extensive study, destructive testing, or design. Opinion of costs represent material and labor cost only and do not include other factors such as design, permitting, overhead, and contingencies. The Consultant cannot and does not guarantee that proposals, bids, or actual construction costs will not vary from its opinions of probable costs. If the Client wishes greater assurance as to the amount of any cost, it shall employ an independent cost estimator. Consultant's services required to bring costs within any limitation established by the Client will be paid for as Additional Services.

Standards Defined

Americans with Disabilities Act Standards (ADAS) issued under the Americans with Disabilities Act (ADA) apply to places of public accommodation, commercial facilities, and state and local government facilities in new construction, alterations, and additions. The ADA Standards are based on minimum guidelines set by the Access Board. The ADA standards are issued by the Department of Justice (DOJ) and the Department of Transportation (DOT) and apply to facilities covered by the ADA in new construction and alterations. DOJ’s standards apply to all facilities covered by the ADA, except public transportation facilities, which are subject to DOT’s standards. Both standards are very similar and are closely based on the Board’s ADA Accessibility Guidelines (ADAAG). However, each contains a few unique provisions.

This facility was evaluated to the applicable ADA standards in effect at the time of the evaluation. State and local building codes under which the project was originally constructed are excluded from the evaluations. However, each element should be checked against current standards and codes at the time they are altered for compliance.

Building Barrier Priority

Physical barriers to access for buildings were assigned a barrier priority, which are defined in the table below. This barrier prioritization methodology was developed by the Consultant Team and is just one factor for the City of Burleson to consider in developing the Transition Plan implementation strategy (see **Section 5.2 Implementation Schedule** in the Transition Plan for more information).

Barrier Priority	Criteria
1	Accessible approach and entrance.
2	Access to goods and services.
3	Access to public toilet rooms.
4	Access to other items such as water fountains and public telephones.
5	Fully compliant with a previous standard (safe-harbored) but will need to be brought into compliance with a current standard if altered.

Conceptual Budget Estimate Summary

Room / Area	Barrier Count	Conceptual Budget Estimate
Picnic Area #1	1	$ 4,100
Picnic Area #2	1	$ 700
Stage/Pavillion	2	$ 600
Men's Restroom	3	$ 1,200
Women's Restroom	5	$ 1,900
Total	**12**	**$ 8,500**

Barriers 3

Exterior Elements 3

Picnic Area #1 3

Picnic Area #2 5

Stage/Pavillion 7

Interior Elements 11

Men's Restroom 11

Women's Restroom 16

Exterior Elements: Picnic Area #1

Barrier: 1

There are no accessible tables.

At least 5% of each type in each functional area of dining surfaces must be accessible and must be dispersed throughout the space or facility containing dining surfaces. An accessible table must be on an accessible route (36 inches minimum) and have knee and toe spaces at least 27 inches high, 30 inches wide and 17 inches deep. The tops of tables and counters shall be 28 inches to 34 inches from the floor or ground.

Citation:

2010 ADAS Section: 226.1

Conceptual Budget Estimate:

$4,100.00

Possible Solution:

Provide accessible table.

Barrier Priority:

Priority 4 (4):



Barrier: 1 Additional Barrier Photos



Exterior Elements: Picnic Area #2

Barrier: 2

The element is not accessible because it does not allow a forward or side approach.

This element must be on an accessible route of travel that is 36 inches wide minimum and provides a 30 inch by 48 inch clear floor space that allows a side or forward approach.

Citation:

2010 ADAS Section: 305.5

Conceptual Budget Estimate:

$700.00

Possible Solution:

Move tables to accessible path of travel.

Barrier Priority:

Priority 4 (4):



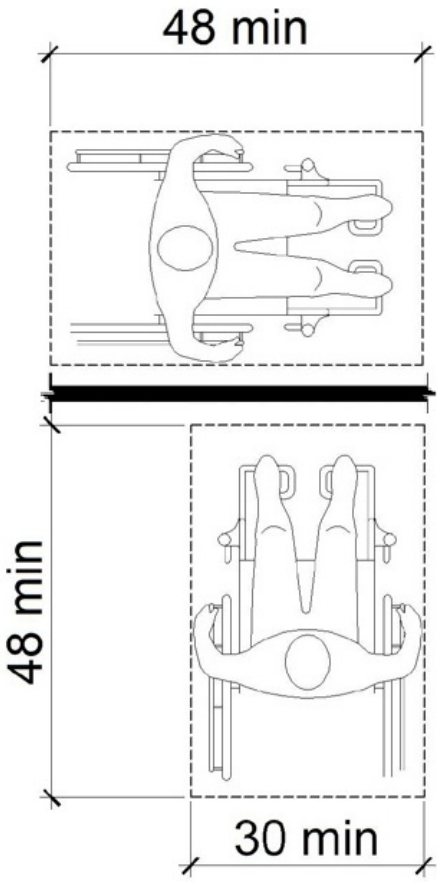

Barrier: 2 Additional Barrier Photos



Exterior Elements: Stage/Pavillion

Barrier: 3

The route contains openings greater than 1/2 inch.

Openings in floor or ground surfaces shall not allow passage of a sphere more than 1/2 inch diameter. Elongated openings shall be placed so that the long dimension is perpendicular to the dominant direction of travel.

Citation:

2010 ADAS Section: 302.3

Conceptual Budget Estimate:

$300.00

Possible Solution:

Fill openings in accessible route.

Barrier Priority:

Priority 1 (1):



Barrier: 3 Additional Barrier Photos



Exterior Elements: Stage/Pavillion

Barrier: 4

The route contains openings greater than 1/2 inch.

Openings in floor or ground surfaces shall not allow passage of a sphere more than 1/2 inch diameter. Elongated openings shall be placed so that the long dimension is perpendicular to the dominant direction of travel.

Citation:

2010 ADAS Section: 302.3

Conceptual Budget Estimate:

$300.00

Possible Solution:

Fill opening in accesible route.

Barrier Priority:

Priority 1 (1):



Barrier: 4 Additional Barrier Photos



Interior Elements: Men's Restroom

Barrier: 5

The door is equipped with a door closer and returns to a closed position too quickly.

Door closers and gate closers shall be adjusted so that from an open position of 90 degrees, the time required to move the door to a position of 12 degrees from the latch is 5 seconds minimum.

Citation:

2010 ADAS Section: 404.2.8.1

Conceptual Budget Estimate:

$200.00

Possible Solution:

Adjust spring tension and closer valves on the door closer.

Barrier Priority:

Priority 1 (1):



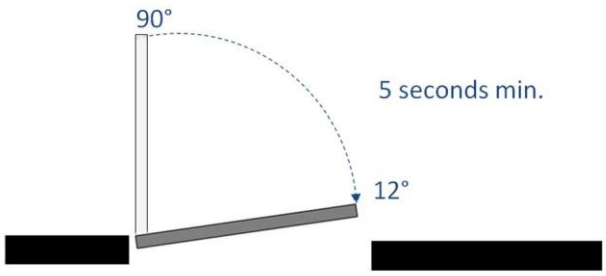

Interior Elements: Men's Restroom

Barrier: 6

There is a change in level that exceeds the allowable range.

A 1/4 inch is the maximum vertical rise. Changes in level between 1/4 inch and 1/2 inch must be beveled at 1:2 or less. Changes in level greater than 1/2 inch must be by way of a ramp.

Citation:

2010 ADAS Section: 303.2, 303.3

Conceptual Budget Estimate:

$500.00

Possible Solution:

Install threshold.

Barrier Priority:

Priority 1 (1):



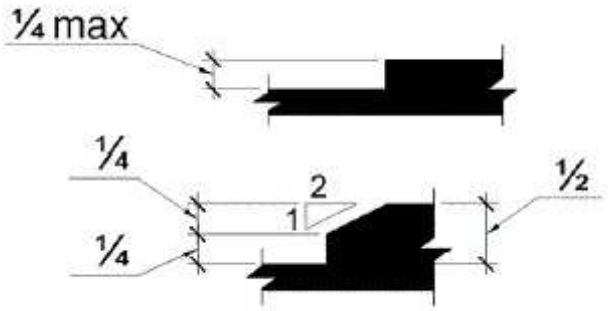

Barrier: 6 Additional Barrier Photos



Interior Elements: Men's Restroom

Barrier: 7

The light switch receptacle is greater than 48 inches above the finish floor.

Where a forward or side reach is unobstructed, the high reach shall be 48 inches maximum above the finished floor.

Citation:

2010 ADAS Section: 308.2.1

Conceptual Budget Estimate:

$500.00

Possible Solution:

Reinstall light switch.

Barrier Priority:

Priority 3 (3):



Barrier: 7 Additional Barrier Photos



Interior Elements: Women's Restroom

Barrier: 8

The door is equipped with a door closer and returns to a closed position too quickly.

Door closers and gate closers shall be adjusted so that from an open position of 90 degrees, the time required to move the door to a position of 12 degrees from the latch is 5 seconds minimum.

Citation:

2010 ADAS Section: 404.2.8.1

Conceptual Budget Estimate:

$200.00

Possible Solution:

Adjust spring tension and closer valves on the door closer.

Barrier Priority:

Priority 1 (1):



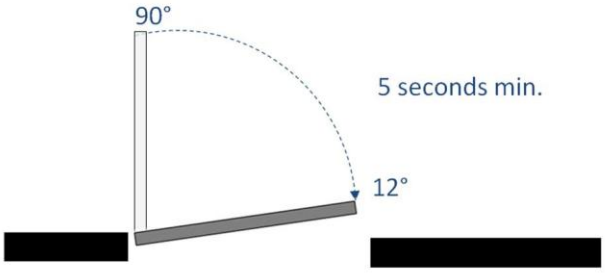

Interior Elements: Women's Restroom

Barrier: 9

There is a change in level that exceeds the allowable range.

A 1/4 inch is the maximum vertical rise. Changes in level between 1/4 inch and 1/2 inch must be beveled at 1:2 or less. Changes in level greater than 1/2 inch must be by way of a ramp.

Citation:

2010 ADAS Section: 303.2, 303.3

Conceptual Budget Estimate:

$500.00

Possible Solution:

Install threshold.

Barrier Priority:

Priority 1 (1):



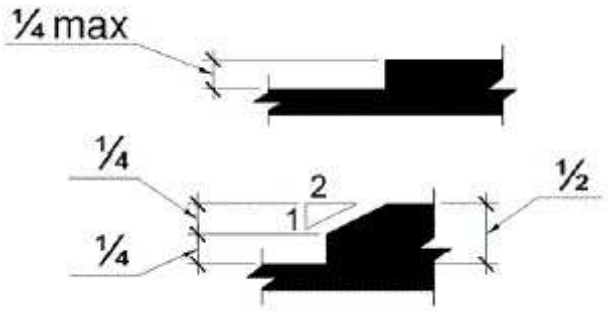

Barrier: 9 Additional Barrier Photos



Interior Elements: Women's Restroom

Barrier: 10

The light switch receptacle is greater than 48 inches above the finish floor.

Where a forward or side reach is unobstructed, the high reach shall be 48 inches maximum above the finished floor.

Citation:

2010 ADAS Section: 308.2.1

Conceptual Budget Estimate:

$500.00

Possible Solution:

Reinstall light switch.

Barrier Priority:

Priority 3 (3):



Barrier: 10 Additional Barrier Photos



Interior Elements: Women's Restroom

Barrier: 11

The baby changing table operating mechanism is outside reach range.

The maximum high reach allowed is 48 inches.

Citation:

2010 ADAS Section: 308.3.1

Conceptual Budget Estimate:

$700.00

Possible Solution:

Reinstall baby changing table.

Barrier Priority:

Priority 3 (3):



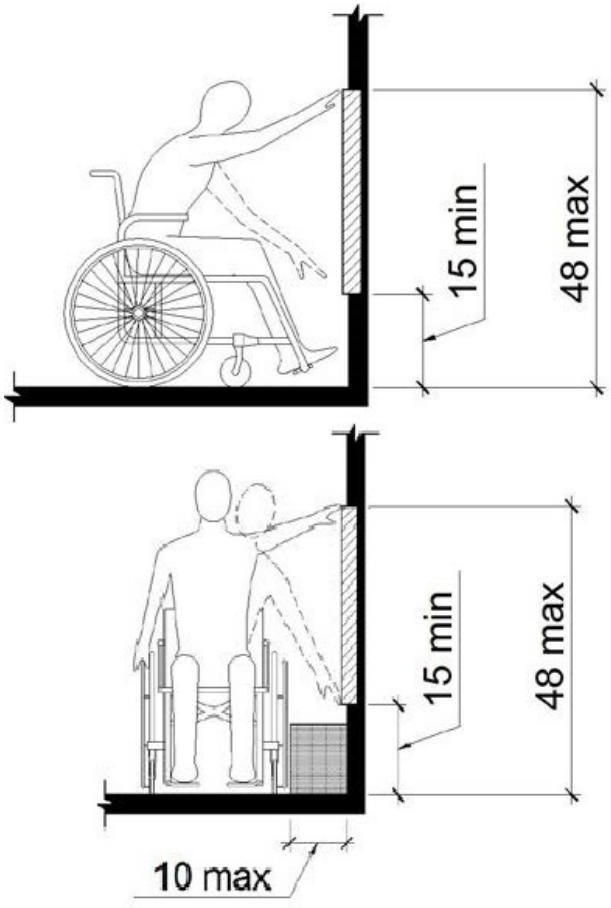

Barrier: 11 Additional Barrier Photos





Interior Elements: Women's Restroom

Barrier: 12

The baby changing table is too high when folded down.

The tops of baby changing surfaces shall be 28 inches minimum and 34 inches maximum above the finish floor or ground.

Citation:

2010 ADAS Section: 902.3

Possible Solution:

Reinstall baby changing table. (Price included in barrier #15).

Barrier Priority:

Priority 3 (3):



Barrier: 12 Additional Barrier Photos



Site Accessibility Evaluation



Burleson Memorial Cemetery
580 Memorial Plaza
Burleson, TX 76028
Accessibility Evaluation
Inspection Date: 01/14/2026

Prepared By

Kimley»Horn

(817) 335 - 6511
kimley-horn.com

Cost Summary Disclaimer

The following “Cost report" assigns conceptual budget estimates to each possible solution. The Kimley-Horn has no control over the cost of labor, materials, equipment, or over the Contractor's methods of determining prices or over competitive bidding or market conditions. Opinions of probable costs provided herein are based on the information known to Kimley-Horn at this time and represent only Kimley-Horn's judgment as a design professional familiar with the construction industry. These opinions of costs are for corrective actions and involve a single solution without extensive study, destructive testing, or design. Opinion of costs represent material and labor cost only and do not include other factors such as design, permitting, overhead, and contingencies. The Consultant cannot and does not guarantee that proposals, bids, or actual construction costs will not vary from its opinions of probable costs. If the Client wishes greater assurance as to the amount of any cost, it shall employ an independent cost estimator. Consultant's services required to bring costs within any limitation established by the Client will be paid for as Additional Services.

Standards Defined

Americans with Disabilities Act Standards (ADAS) issued under the Americans with Disabilities Act (ADA) apply to places of public accommodation, commercial facilities, and state and local government facilities in new construction, alterations, and additions. The ADA Standards are based on minimum guidelines set by the Access Board. The ADA standards are issued by the Department of Justice (DOJ) and the Department of Transportation (DOT) and apply to facilities covered by the ADA in new construction and alterations. DOJ’s standards apply to all facilities covered by the ADA, except public transportation facilities, which are subject to DOT’s standards. Both standards are very similar and are closely based on the Board’s ADA Accessibility Guidelines (ADAAG). However, each contains a few unique provisions.

This facility was evaluated to the applicable ADA standards in effect at the time of the evaluation. State and local building codes under which the project was originally constructed are excluded from the evaluations. However, each element should be checked against current standards and codes at the time they are altered for compliance.

Building Barrier Priority

Physical barriers to access for buildings were assigned a barrier priority, which are defined in the table below. This barrier prioritization methodology was developed by the Consultant Team and is just one factor for the City of Burleson to consider in developing the Transition Plan implementation strategy (see **Section 5.2 Implementation Schedule** in the Transition Plan for more information).

Barrier Priority	Criteria
1	Accessible approach and entrance.
2	Access to goods and services.
3	Access to public toilet rooms.
4	Access to other items such as water fountains and public telephones.
5	Fully compliant with a previous standard (safe-harbored) but will need to be brought into compliance with a current standard if altered.

Conceptual Budget Estimate Summary

Room / Area	Barrier Count	Conceptual Budget Estimate
Benches	3	$ 3,100
Sidewalk	7	$ 12,800
Waste Receptacles	3	$ 2,600
Total	**13**	**$ 18,500**

Barriers 3

Exterior Elements 3

Benches 3

Sidewalk 8

Waste Receptacles 22

Exterior Elements: Benches

Barrier: 1

The clear floor space required at the element is not flat (2% or 1:48 maximum slope) in all directions.

Changes in level are not permitted at required clear floor or ground space except that slopes not steeper than 1:48 shall be permitted.

Citation:

2010 ADAS Section: 305.2

Conceptual Budget Estimate:

$300.00

Possible Solution:

Remove excessive changes in level.

Barrier Priority:

Priority 1 (1):



Barrier: 1 Additional Barrier Photos





Barrier: 1 Additional Barrier Photos





Exterior Elements: Benches

Barrier: 2

The bench is not accessible because it does not allow a forward approach.

This element must be on an accessible route of travel that is 36 inches wide minimum and provides a 30 inch by 48 inch clear floor space that allows a forward approach.

Citation:

2010 ADAS Section: 305.5

Conceptual Budget Estimate:

$1,400.00

Possible Solution:

Reinstall bench on an accessible path of travel.

Barrier Priority:

Priority 4 (4):



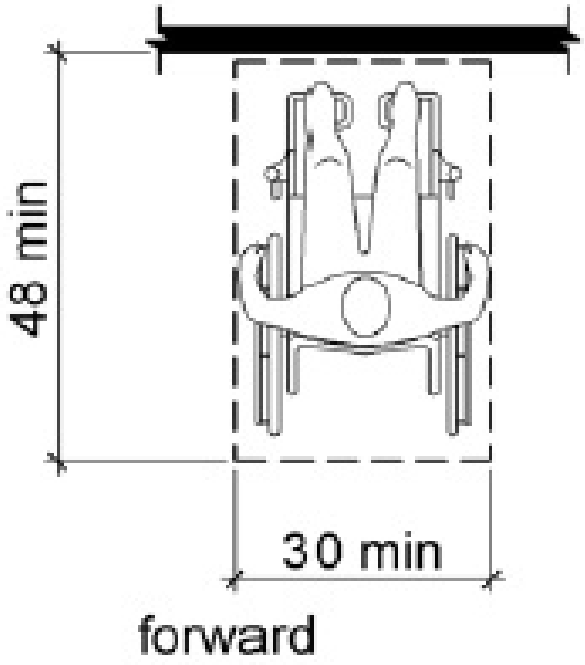

Exterior Elements: Benches

Barrier: 3

The bench is not accessible because it does not allow a forward approach.

This element must be on an accessible route of travel that is 36 inches wide minimum and provides a 30 inch by 48 inch clear floor space that allows a forward approach.

Citation:

2010 ADAS Section: 305.5

Conceptual Budget Estimate:

$1,400.00

Possible Solution:

Reinstall bench on an accessible path of travel.

Barrier Priority:

Priority 4 (4):



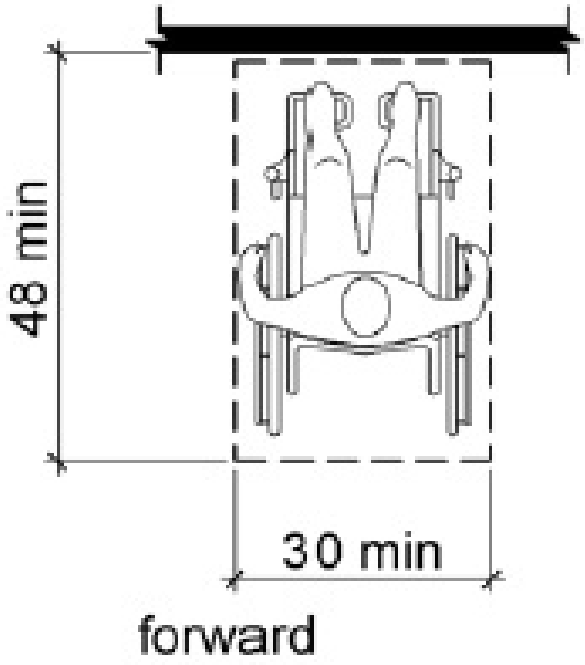

Exterior Elements: Sidewalk

Barrier: 4

The route contains openings greater than 1/2 inch.

Openings in floor or ground surfaces shall not allow passage of a sphere more than 1/2 inch diameter. Elongated openings shall be placed so that the long dimension is perpendicular to the dominant direction of travel.

Citation:

2010 ADAS Section: 302.3

Conceptual Budget Estimate:

$300.00

Possible Solution:

Fill openings in accessible path of travel.

Barrier Priority:

Priority 1 (1):



Barrier: 4 Additional Barrier Photos



Exterior Elements: Sidewalk

Barrier: 5

The accessible path of travel has cross slopes greater than 2%.

Surface cross slopes shall not exceed one unit vertical in 48 units horizontal (2-percent slope). When the slope in the direction of travel of any walk exceeds 1 unit vertical in 20 units horizontal (5-percent slope), it must be constructed as a ramp.

Citation:

2010 ADAS Section: 403.3

Conceptual Budget Estimate:

$3,400.00

Possible Solution:

Resurface concrete to correct cross slope.

Barrier Priority:

Priority 1 (1):



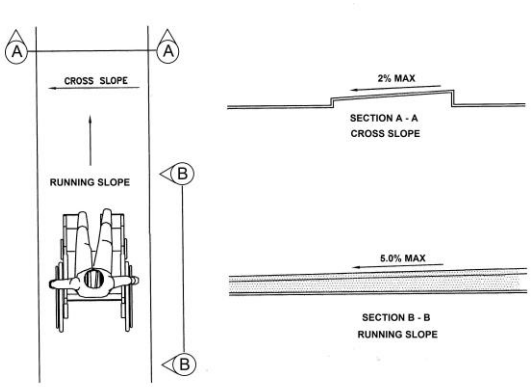

Barrier: 5 Additional Barrier Photos



Exterior Elements: Sidewalk

Barrier: 6

The accessible path of travel has cross slopes greater than 2%.

Surface cross slopes shall not exceed one unit vertical in 48 units horizontal (2-percent slope). When the slope in the direction of travel of any walk exceeds 1 unit vertical in 20 units horizontal (5-percent slope), it must be constructed as a ramp.

Citation:

2010 ADAS Section: 403.3

Conceptual Budget Estimate:

$1,000.00

Possible Solution:

Resurface concrete to correct cross slope.

Barrier Priority:

Priority 1 (1):



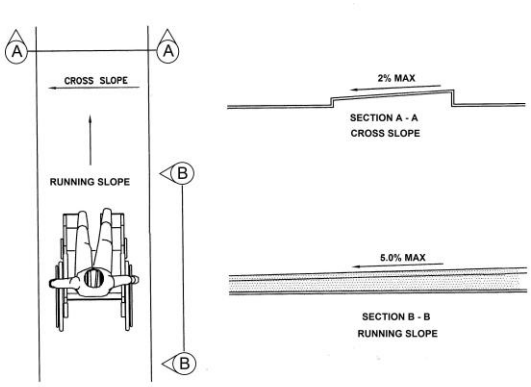

Barrier: 6 Additional Barrier Photos



Exterior Elements: Sidewalk

Barrier: 7

The route contains openings greater than 1/2 inch.

Openings in floor or ground surfaces shall not allow passage of a sphere more than 1/2 inch diameter. Elongated openings shall be placed so that the long dimension is perpendicular to the dominant direction of travel.

Citation:

2010 ADAS Section: 302.3

Conceptual Budget Estimate:

$300.00

Possible Solution:

Fill openings in accessible path of travel.

Barrier Priority:

Priority 1 (1):



Barrier: 7 Additional Barrier Photos



Exterior Elements: Sidewalk

Barrier: 8

The walkway contains abrupt vertical edges and/or variations over 1/4 inch.

1/4 inch is the maximum vertical rise. Changes in level between 1/4 inch and 1/2 inch must be beveled at 1:2 or less.

Changes in level greater than 1/2 inch must be by way of a ramp.

Citation:

2010 ADAS Section: 303.2, 303.3

Conceptual Budget Estimate:

$1,800.00

Possible Solution:

Remove excessive changes in level.

Barrier Priority:

Priority 1 (1):



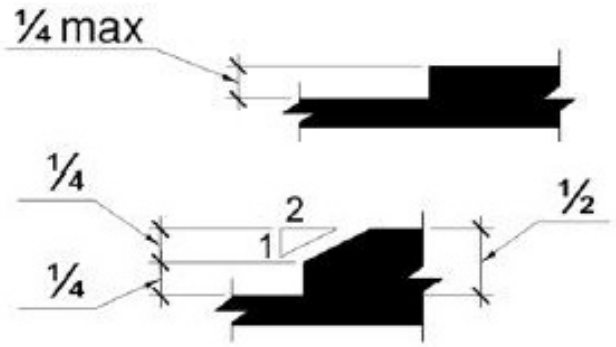

Barrier: 8 Additional Barrier Photos



Exterior Elements: Sidewalk

Barrier: 9

The walkway contains abrupt vertical edges and/or variations over a 1/2 inch.

1/4 inch is the maximum vertical rise. Changes in level between 1/4 inch and 1/2 inch must be beveled at 1:2 or less.

Changes in level greater than 1/2 inch must be by way of a ramp.

Citation:

2010 ADAS Section: 303.3, 303.2

Conceptual Budget Estimate:

$3,000.00

Possible Solution:

Remove excessive changes in level.

Barrier Priority:

Priority 1 (1):



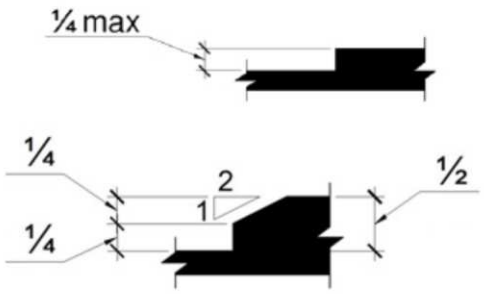

Barrier: 9 Additional Barrier Photos





Exterior Elements: Sidewalk

Barrier: 10

The walkway contains abrupt vertical edges and/or variations over a 1/2 inch.

1/4 inch is the maximum vertical rise. Changes in level between 1/4 inch and 1/2 inch must be beveled at 1:2 or less.

Changes in level greater than 1/2 inch must be by way of a ramp.

Citation:

2010 ADAS Section: 303.3, 303.2

Conceptual Budget Estimate:

$3,000.00

Possible Solution:

Remove excessive changes in level.

Barrier Priority:

Priority 1 (1):



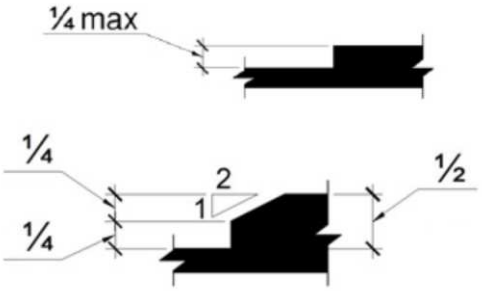

Barrier: 10 Additional Barrier Photos





Exterior Elements: Waste Receptacles

Barrier: 11

The waste receptacle is not accessible because it does not allow a forward approach.

This element must be on an accessible route of travel that is 36 inches wide minimum and provides a 30-inch by 48-inch clear floor space that allows a forward approach.

Citation:

2010 ADAS Section: 305.5

Conceptual Budget Estimate:

$900.00

Possible Solution:

Remove and reinstall trash can on an accessible path of travel.

Barrier Priority:

Priority 4 (4):



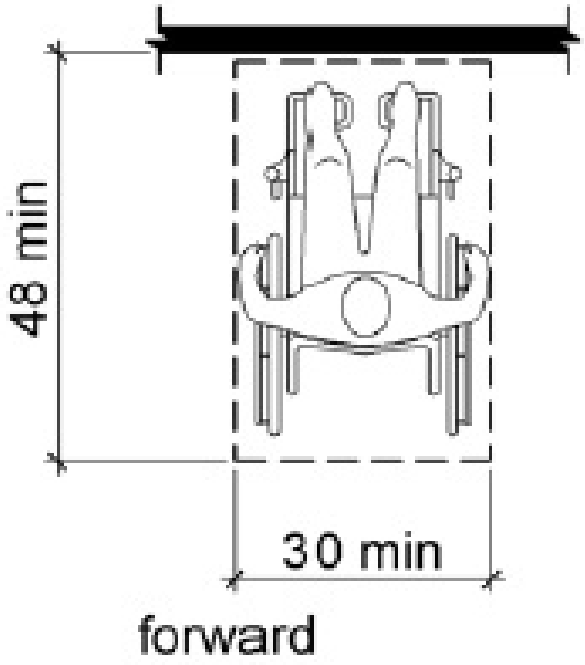

Exterior Elements: Waste Receptacles

Barrier: 12

The waste receptacle is not accessible because it does not allow a forward or side approach.

This element must be on an accessible route of travel that is 36 inches wide minimum and provides a 30 inch by 48 inch clear floor space that allows a side or forward approach.

Citation:

2010 ADAS Section: 305.5

Conceptual Budget Estimate:

$900.00

Possible Solution:

Reinstall trash can on accessible path of travel.

Barrier Priority:

Priority 4 (4):



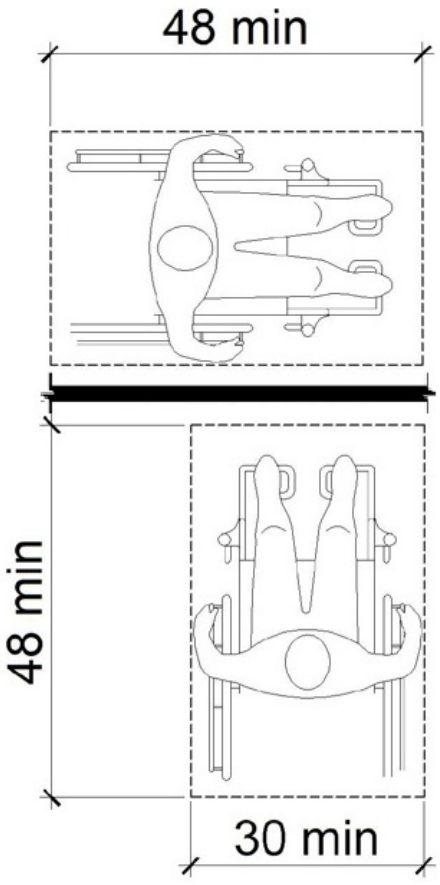

Exterior Elements: Waste Receptacles

Barrier: 13

The waste receptacle is not accessible because it does not allow a forward approach.

This element must be on an accessible route of travel that is 36 inches wide minimum and provides a 30 inch by 48 inch clear floor space that allows a forward approach.

Citation:

2010 ADAS Section: 305.5

Conceptual Budget Estimate:

$800.00

Possible Solution:

Reinstall trash can on an accessible path of travel.

Barrier Priority:

Priority 4 (4):



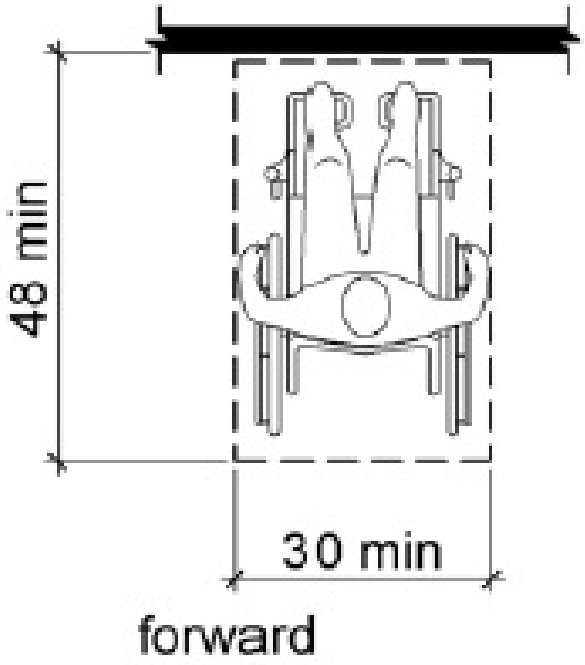

Site Accessibility Evaluation



Municipal Court
1131 SW Wilshire Blvd
Burleson, TX 76028
Accessibility Evaluation
Inspection Date: 01/14/2026

Prepared By

Kimley»Horn

(817) 335 - 6511
kimley-horn.com

Cost Summary Disclaimer

The following “Cost report" assigns conceptual budget estimates to each possible solution. The Kimley-Horn has no control over the cost of labor, materials, equipment, or over the Contractor's methods of determining prices or over competitive bidding or market conditions. Opinions of probable costs provided herein are based on the information known to Kimley-Horn at this time and represent only Kimley-Horn's judgment as a design professional familiar with the construction industry. These opinions of costs are for corrective actions and involve a single solution without extensive study, destructive testing, or design. Opinion of costs represent material and labor cost only and do not include other factors such as design, permitting, overhead, and contingencies. The Consultant cannot and does not guarantee that proposals, bids, or actual construction costs will not vary from its opinions of probable costs. If the Client wishes greater assurance as to the amount of any cost, it shall employ an independent cost estimator. Consultant's services required to bring costs within any limitation established by the Client will be paid for as Additional Services.

Standards Defined

Americans with Disabilities Act Standards (ADAS) issued under the Americans with Disabilities Act (ADA) apply to places of public accommodation, commercial facilities, and state and local government facilities in new construction, alterations, and additions. The ADA Standards are based on minimum guidelines set by the Access Board. The ADA standards are issued by the Department of Justice (DOJ) and the Department of Transportation (DOT) and apply to facilities covered by the ADA in new construction and alterations. DOJ’s standards apply to all facilities covered by the ADA, except public transportation facilities, which are subject to DOT’s standards. Both standards are very similar and are closely based on the Board’s ADA Accessibility Guidelines (ADAAG). However, each contains a few unique provisions.

This facility was evaluated to the applicable ADA standards in effect at the time of the evaluation. State and local building codes under which the project was originally constructed are excluded from the evaluations. However, each element should be checked against current standards and codes at the time they are altered for compliance.

Building Barrier Priority

Physical barriers to access for buildings were assigned a barrier priority, which are defined in the table below. This barrier prioritization methodology was developed by the Consultant Team and is just one factor for the City of Burleson to consider in developing the Transition Plan implementation strategy (see **Section 5.2 Implementation Schedule** in the Transition Plan for more information).

Barrier Priority	Criteria
1	Accessible approach and entrance.
2	Access to goods and services.
3	Access to public toilet rooms.
4	Access to other items such as water fountains and public telephones.
5	Fully compliant with a previous standard (safe-harbored) but will need to be brought into compliance with a current standard if altered.

Conceptual Budget Estimate Summary

Room / Area	Barrier Count	Conceptual Budget Estimate
Parking	6	$ 6,800
Sidewalk	8	$ 8,300
101 - Vestibule/Entrance	3	$ 1,500
102 - Lobby	3	$ 1,300
112 - Court Room	3	$ 3,800
114 - Men's Restroom	3	$ 3,400
115 - Women's Restroom	2	$ 700
Total	**28**	**$ 25,800**

Barriers 3

Exterior Elements 3

Parking 3

Sidewalk 15

Interior Elements 29

101 - Vestibule/Entrance 29

102 - Lobby 35

112 - Court Room 41

114 - Men's Restroom 45

115 - Women's Restroom 49

Exterior Elements: Parking

Barrier: 1

The required parking signage is missing.

Parking space identification signs shall include the International Symbol of Accessibility (ISA). Signs identifying van parking spaces shall contain the designation "van accessible." All signs shall be 60 inches minimum above the finish floor or ground surface measured to the bottom of the sign.

Citation:

2010 ADAS Section: 502.6

Conceptual Budget Estimate:

$400.00

Possible Solution:

Install parking sign.

Barrier Priority:

Priority 1 (1):



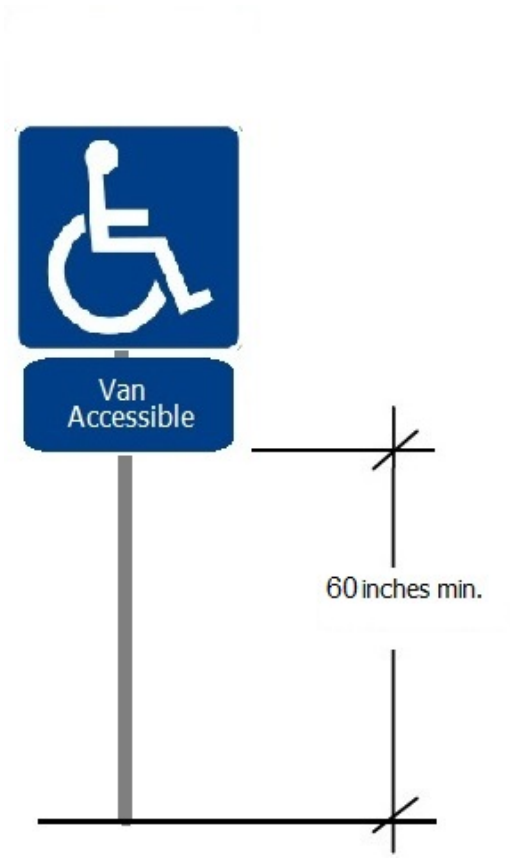

Barrier: 1 Additional Barrier Photos



Exterior Elements: Parking

Barrier: 2

The running slope of the access aisle (long dimension) exceeds 2%.

The running slope in an accessible parking space and the access aisle must not exceed 2%.

Citation:

2010 ADAS Section: 502.4

Conceptual Budget Estimate:

$2,100.00

Possible Solution:

Repave and restripe.

Barrier Priority:

Priority 1 (1):



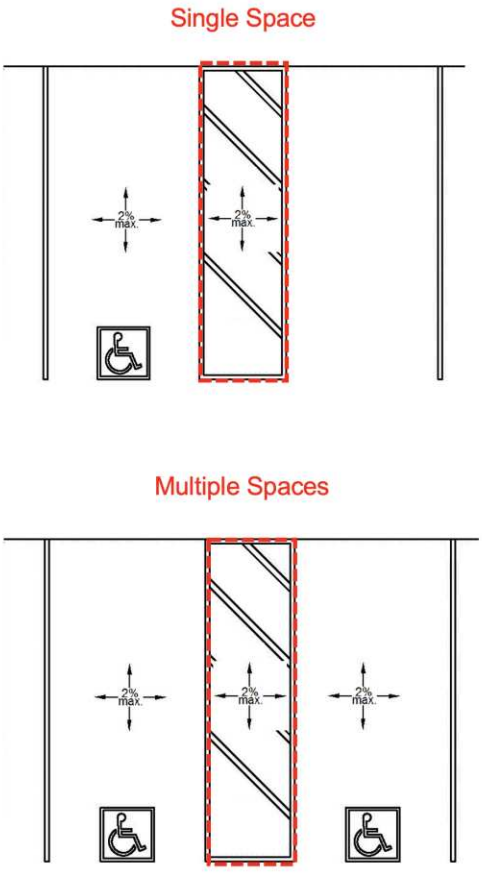

Barrier: 2 Additional Barrier Photos



Exterior Elements: Parking

Barrier: 3

The access aisle is not a minimum 8 feet to the centerline of the stripe.

The accessible parking space access aisle must be a minimum of 8 feet wide measured from centerline to centerline.

Where parking spaces or access aisles are not adjacent to another parking space or access aisle, measurements shall be permitted to include the full width of the line defining the parking space or access aisle.

Alternatively, the space can be 11 feet wide and the access aisle may be 5 feet wide.

Citation:

2010 ADAS Section: 502.2 Exception

Conceptual Budget Estimate:

$1,000.00

Possible Solution:

Restripe access aisle and adjust any spaces as needed.

Barrier Priority:

Priority 1 (1):



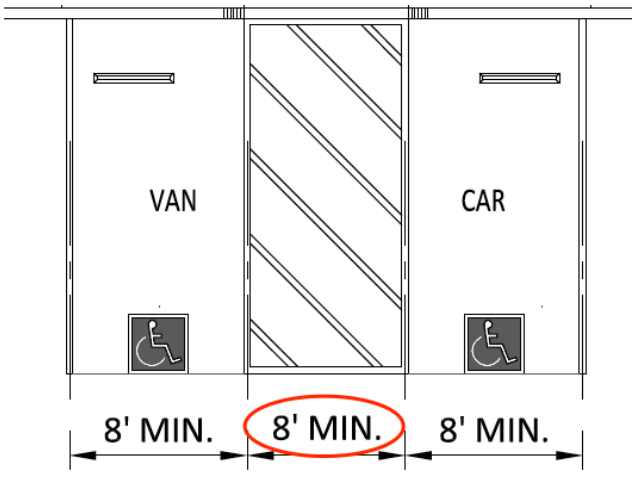

Barrier: 3 Additional Barrier Photos





Exterior Elements: Parking

Barrier: 4

The access aisle is not a minimum 5 feet wide.

An accessible parking space access aisle must be a minimum of 5 feet wide measured from centerline to centerline.

Where the access aisle is not adjacent to another parking space or access aisle, measurements shall be permitted to include the full width of the line defining the access aisle.

Citation:

2010 ADAS Section: 502.3.1

Conceptual Budget Estimate:

$1,000.00

Possible Solution:

Restripe access aisle and adjust any spaces as needed.

Barrier Priority:

Priority 1 (1):



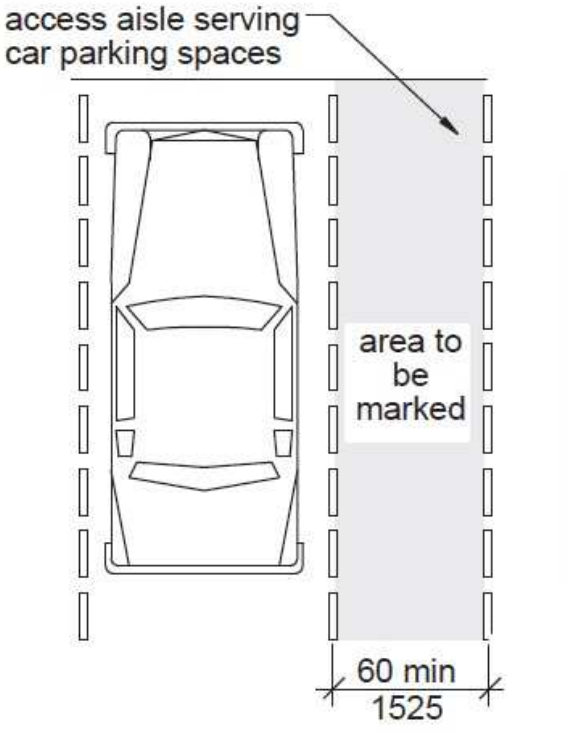

Barrier: 4 Additional Barrier Photos





Exterior Elements: Parking

Barrier: 5

The accessible path of travel has cross slopes greater than 2%.

Surface cross slopes shall not exceed one unit vertical in 48 units horizontal (2-percent slope). When the slope in the direction of travel of any walk exceeds 1 unit vertical in 20 units horizontal (5-percent slope), it must be constructed as a ramp.

Citation:

2010 ADAS Section: 403.3

Conceptual Budget Estimate:

$900.00

Possible Solution:

Repave surface to correct cross slope.

Barrier Priority:

Priority 1 (1):



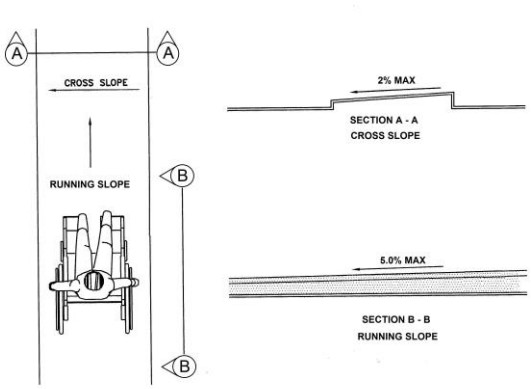

Barrier: 5 Additional Barrier Photos



Exterior Elements: Parking

Barrier: 6

The parking space contains abrupt edges and surface irregularities over a 1/4 inch vertical.

Parking spaces and access aisles serving them shall be stable, firm, and slip resistant. Access aisles shall be at the same level as the parking spaces they serve. Changes in level are not permitted and shall not be sloped steeper than 2% in any direction.

Citation:

2010 ADAS Section: 502.4

Conceptual Budget Estimate:

$1,400.00

Possible Solution:

Repave and restripe.

Barrier Priority:

Priority 1 (1):



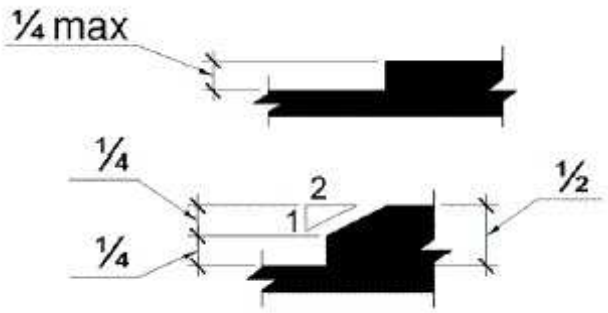

Barrier: 6 Additional Barrier Photos



Exterior Elements: Sidewalk

Barrier: 7

The route contains openings greater than 1/2 inch.

Openings in floor or ground surfaces shall not allow passage of a sphere more than 1/2 inch diameter. Elongated openings shall be placed so that the long dimension is perpendicular to the dominant direction of travel.

Citation:

2010 ADAS Section: 302.3

Conceptual Budget Estimate:

$700.00

Possible Solution:

Repave to correct vertical variations in pathway.

Barrier Priority:

Priority 1 (1):



Barrier: 7 Additional Barrier Photos



Exterior Elements: Sidewalk

Barrier: 8

The curb ramp side flares exceed maximum slope allowances.

The sides of curb ramps (curb ramp flares) where provided, shall not be steeper than 1:10.

Citation:

2010 ADAS Section: 406.3

Conceptual Budget Estimate:

$2,200.00

Possible Solution:

Remove and install compliant curb ramp.

Barrier Priority:

Priority 1 (1):



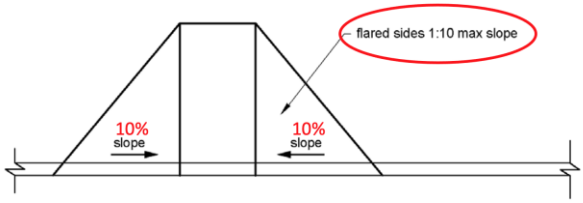

Barrier: 8 Additional Barrier Photos



Exterior Elements: Sidewalk

Barrier: 9

The change in level where the gutter meets the curb ramp is greater than 1/4 inch.

1/4 inch is the maximum vertical rise. Changes in level between 1/4 inch and 1/2 inch must be beveled at 1:2 or less. Changes in level greater than 1/2 inch must be by way of a ramp.

Citation:

2010 ADAS Section: 303.3

Conceptual Budget Estimate:

$300.00

Possible Solution:

Patch lip at base to correct change in level.

Barrier Priority:

Priority 1 (1):



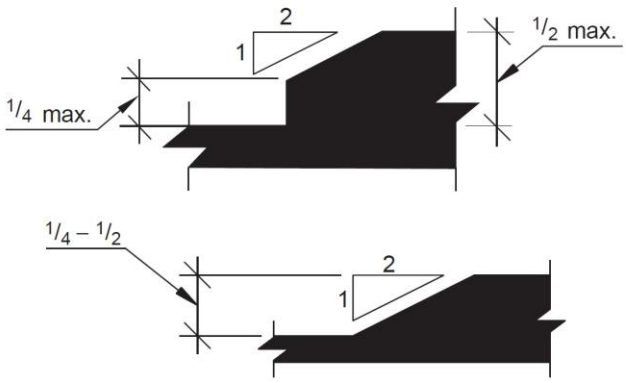

Barrier: 9 Additional Barrier Photos





Exterior Elements: Sidewalk

Barrier: 10

The route contains openings greater than 1/2 inch.

Openings in floor or ground surfaces shall not allow passage of a sphere more than 1/2 inch diameter. Elongated openings shall be placed so that the long dimension is perpendicular to the dominant direction of travel.

Citation:

2010 ADAS Section: 302.3

Conceptual Budget Estimate:

$300.00

Possible Solution:

Fill openings in accessible path of travel.

Barrier Priority:

Priority 1 (1):



Barrier: 10 Additional Barrier Photos



Exterior Elements: Sidewalk

Barrier: 11

The ramp does not have compliant handrails.

Handrails are required on both sides of all surfaces that are sloped greater than 5 percent (1:20). Handrails must be between 34 inches and 38 inches above the ramp surface, must extend 12 inches beyond the top and bottom of the ramp and be parallel to the floor or ground surface. The diameter of the handrails must be between 1 1/4 inches and 2 inches in cross-sectional nominal dimension for circular handrails. Handrail gripping surfaces with a non-circular cross section shall have a perimeter dimension of 4 inches minimum and 6 1/4 inches maximum, and a cross-section dimension of 2 1/4 inches maximum. The space between handrails and walls must be 1 1/2 inches minimum.

Citation:

2010 ADAS Section: 505.1

Conceptual Budget Estimate:

$1,900.00

Possible Solution:

Install compliant handrails.

Barrier Priority:

Priority 1 (1):



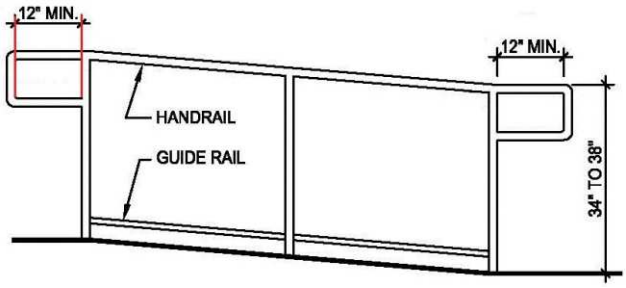

Barrier: 11 Additional Barrier Photos



Exterior Elements: Sidewalk

Barrier: 12

The handrail does not extend past the ramp.

Handrails must be between 34 inches and 38 inches above the ramp surface and must extend beyond the top and bottom of the ramp run 12 inches horizontally. The 12 inches horizontal extensions must not include the radius at the top end of round handrails. Extensions shall return to a wall, guard, or the landing surface, or shall be continuous to the handrail of an adjacent ramp run.

Citation:

2010 ADAS Section: 505.10.1

Conceptual Budget Estimate:

$900.00

Possible Solution:

Install handrail extension.

Barrier Priority:

Priority 1 (1):



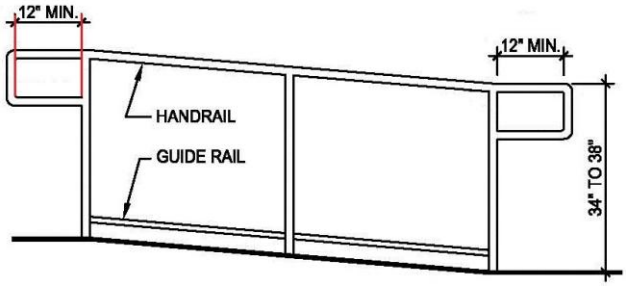

Exterior Elements: Sidewalk

Barrier: 13

The handrail does not extend past the ramp.

Handrails must be between 34 inches and 38 inches above the ramp surface and must extend beyond the top and bottom of the ramp run 12 inches horizontally. The 12 inches horizontal extensions must not include the radius at the top end of round handrails. Extensions shall return to a wall, guard, or the landing surface, or shall be continuous to the handrail of an adjacent ramp run.

Citation:

2010 ADAS Section: 505.10.1

Conceptual Budget Estimate:

$900.00

Possible Solution:

Install handrail extension.

Barrier Priority:

Priority 1 (1):



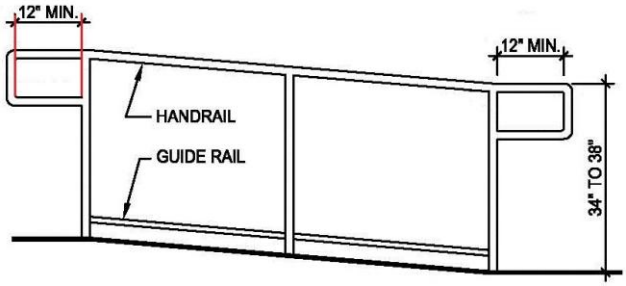

Barrier: 13 Additional Barrier Photos



Exterior Elements: Sidewalk

Barrier: 14

The handrail extension is not a minimum 12 inches.

Handrails must be between 34 inches and 38 inches above the ramp surface and must extend beyond the top and bottom of the ramp run 12 inches horizontally. The 12 inches horizontal extensions must not include the radius at the top end of round handrails. Extensions shall return to a wall, guard, or the landing surface, or shall be continuous to the handrail of an adjacent ramp run.

Citation:

2010 ADAS Section: 505.10.1

Conceptual Budget Estimate:

$1,100.00

Possible Solution:

Remove and install compliant handrail extension.

Barrier Priority:

Priority 1 (1):



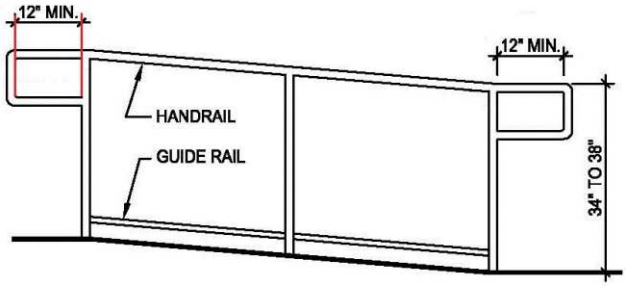

Interior Elements: 101 - Vestibule/Entrance

Barrier: 15

The door maneuvering clearance contains slopes greater than 2 percent.

Floor or ground surface within required maneuvering clearances shall firm stable and slip resistant. Changes in level, slopes exceeding 1:48 are not permitted.

Citation:

2010 ADAS Section: 404.2.4.4, 404.2.4.4 Exception 1

Conceptual Budget Estimate:

$700.00

Possible Solution:

Repave to correct slope.

Barrier Priority:

Priority 1 (1):



Barrier: 15 Additional Barrier Photos



Interior Elements: 101 - Vestibule/Entrance

Barrier: 16

The sign providing directional and information is noncompliant.

Signs that identify, direct to or give information about accessible elements and features of a building or site, shall have a non-glare finish, contrast with their background, be selected from fonts where the width of the uppercase letter "O" is 55 percent minimum and 110 percent maximum of the height of the uppercase letter "I". Characters shall be uppercase or lowercase or a combination of both, conventional in form and shall not be italic, oblique, script, highly decorative, or of other unusual forms and be sized according to the viewing distance.

Citation:

2010 ADAS Section: 216.3

Conceptual Budget Estimate:

$600.00

Possible Solution:

Remove and install compliant sign.

Barrier Priority:

Priority 1 (1):



Barrier: 16 Additional Barrier Photos



Interior Elements: 101 - Vestibule/Entrance

Barrier: 17

The floor mat is greater than a 1/2 inch high and is not beveled around the perimeter.

Changes in level of 1/4 inch maximum in height shall be permitted to be vertical.

Changes in level greater than 1/4 inch in height and not more than 1/2 inch in height shall be beveled with a slope not steeper than 1:2.

Citation:

2010 ADAS Section: 302.2

Conceptual Budget Estimate:

$200.00

Possible Solution:

Secure floor mat to the ground.

Barrier Priority:

Priority 1 (1):



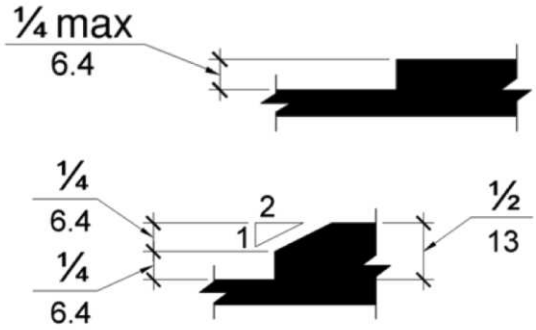

Barrier: 17 Additional Barrier Photos



Interior Elements: 102 - Lobby

Barrier: 18

The television protrudes more than 4 inches into the circulation path.

Wall-mounted objects that have leading edges between 27 inches and 80 inches from the floor must not protrude more than 4 inches into the circulation path. Protruding objects that extend to the floor or within 27 inches of the floor are cane detectable and are therefore not hazardous. Where it is necessary or desirable to have objects protrude from the wall, a manner of cane detection must be provided.

Citation:

2010 ADAS Section: 307.2

Conceptual Budget Estimate:

$500.00

Possible Solution:

Relocate element out of circulation path.

Barrier Priority:

Priority 1 (1):



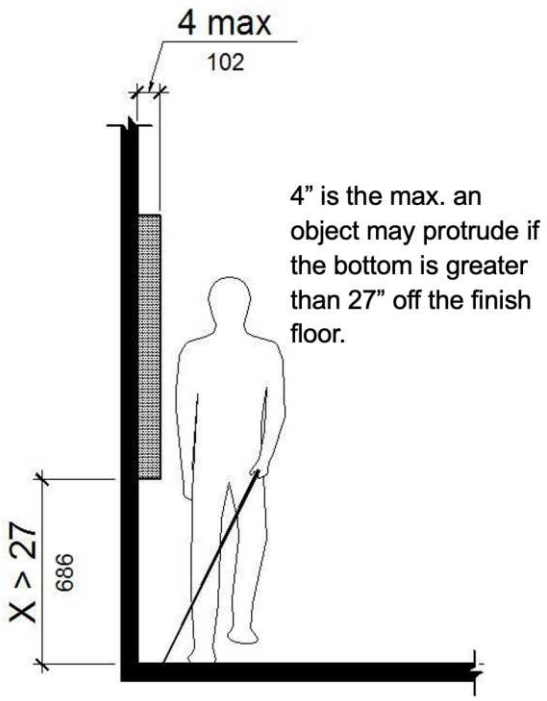

Barrier: 18 Additional Barrier Photos



Interior Elements: 102 - Lobby

Barrier: 19

The defibrillator box protrudes more than 4 inches into the circulation path.

Wall-mounted objects that have leading edges between 27 inches and 80 inches from the floor must not protrude more than 4 inches into the circulation path. Protruding objects that extend to the floor or within 27 inches of the floor are cane detectable and are therefore not hazardous. Where it is necessary or desirable to have objects protrude from the wall, a manner of cane detection must be provided.

Citation:

2010 ADAS Section: 307.2

Conceptual Budget Estimate:

$500.00

Possible Solution:

Relocate element out of circulation path.

Barrier Priority:

Priority 1 (1):



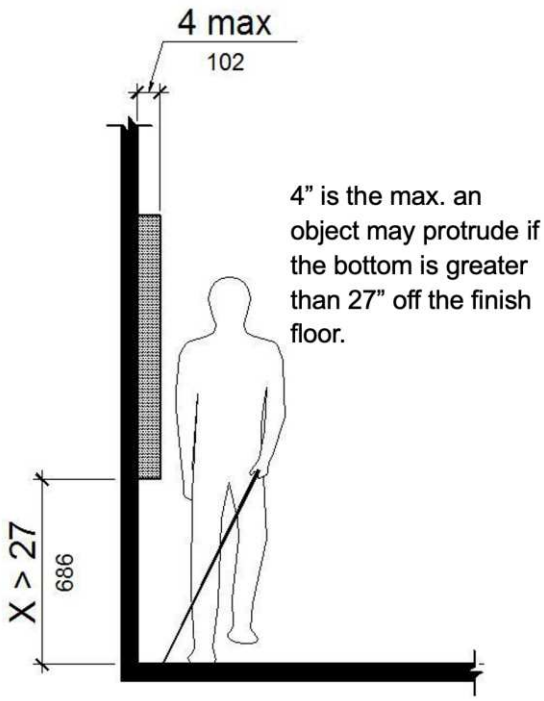

Barrier: 19 Additional Barrier Photos



Interior Elements: 102 - Lobby

Barrier: 20

The tactile EXIT sign is missing at the door.

Wall signs identifying exits shall have characters raised 1/32 inch minimum and shall be uppercase characters a minimum of 5/8 inch and a maximum of 2 inches high. Braille shall be placed directly below the tactile characters; flush left or centered. Signs shall be located a minimum of 48 inches above the floor, measured from the baseline of the lowest tactile characters and 60 inches maximum above the finish floor or ground surface, measured from the baseline of the highest tactile characters.

Where a tactile sign is provided at a door, the sign shall be located on the latch side. Where a tactile sign is provided at double doors the sign shall be located to the right of the right-hand door. Where there is no wall space at the latch side of a single door or at the right side of double doors, signs shall be located on the nearest adjacent wall.

Citation:

2010 ADAS Section: 216.4.1

Conceptual Budget Estimate:

$300.00

Possible Solution:

Install compliant exit sign.

Barrier Priority:

Priority 1 (1):





Barrier: 20 Additional Barrier Photos



Interior Elements: 112 - Court Room

Barrier: 21

Neither leaf of the doorway provides at least 32 inches between the face of the door and the opposite stop.

At least one of the active leaves of doorways with two leaves shall comply with clear width and maneuvering clearance.

Door openings shall provide a clear width of 32 inches minimum. Clear openings of doorways with swinging doors shall be measured between the face of the door and the stop, with the door open 90 degrees.

Citation:

2010 ADAS Section: 404.2.3, 404.2.2

Conceptual Budget Estimate:

$3,400.00

Possible Solution:

Widen gate opening.

Barrier Priority:

Priority 1 (1):



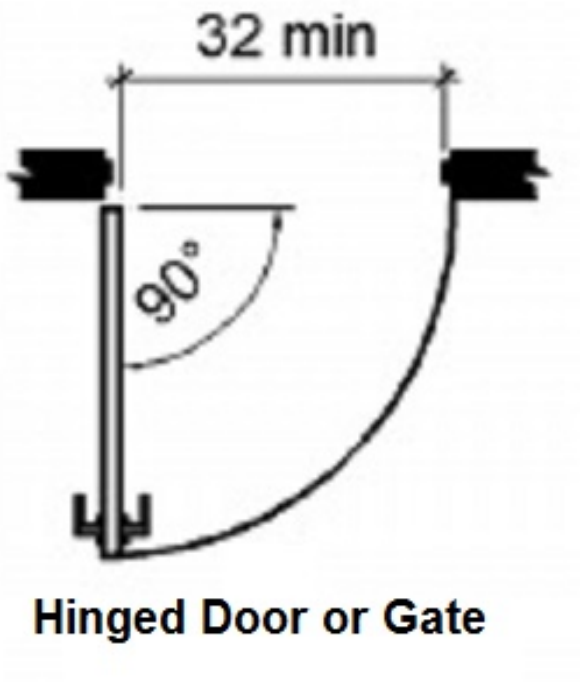

Barrier: 21 Additional Barrier Photos





Interior Elements: 112 - Court Room

Barrier: 22

The door is equipped with a door closer and returns to a closed position too quickly.

Door closers and gate closers shall be adjusted so that from an open position of 90 degrees, the time required to move the door to a position of 12 degrees from the latch is 5 seconds minimum.

Citation:

2010 ADAS Section: 404.2.8.1

Conceptual Budget Estimate:

$200.00

Possible Solution:

Adjust spring tension and closer valves on the door closer.

Barrier Priority:

Priority 1 (1):



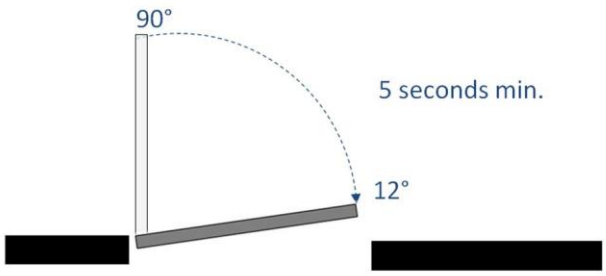

Interior Elements: 112 - Court Room

Barrier: 23

The door exceeds the maximum allowable opening force.

Interior doors shall have a maximum opening force of 5 pounds.

These forces do not apply to the force required to retract latch bolts or disengage other devices that hold the door or gate in a closed position.

Citation:

2010 ADAS Section: 404.2.9

Conceptual Budget Estimate:

$200.00

Possible Solution:

Adjust spring tension and closer valves on the door closer.

Barrier Priority:

Priority 1 (1):





Interior Elements: 114 - Men's Restroom

Barrier: 24

The ambulatory compartment door is not self closing.

The door to the ambulatory stall shall be self-closing. A door pull shall be placed on both sides of the door near the latch. Toilet compartment doors shall not swing into the minimum required compartment area.

Citation:

2010 ADAS Section: 604.8.2.2

Conceptual Budget Estimate:

$500.00

Possible Solution:

Install auto-closer on door.

Barrier Priority:

Priority 3 (3):



Interior Elements: 114 - Men's Restroom

Barrier: 25

The top rim of the lavatory is too high.

All lavatories that are designated to be accessible shall be a minimum 17 inches in horizontal depth and mounted with the rim or counter edge no higher than 34 inches above the finished floor.

Citation:

2010 ADAS Section: 606.3

Conceptual Budget Estimate:

$2,700.00

Possible Solution:

Lower sink to compliant height.

Barrier Priority:

Priority 3 (3):



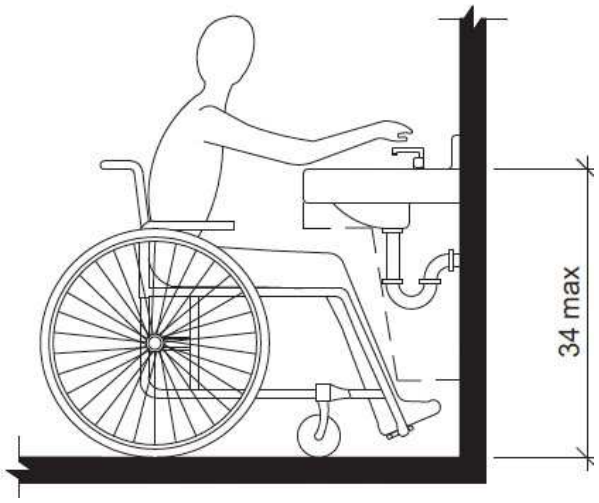

Barrier: 25 Additional Barrier Photos





Interior Elements: 114 - Men's Restroom

Barrier: 26

The door exceeds the maximum allowable opening force.

Interior doors shall have a maximum opening force of 5 pounds.

These forces do not apply to the force required to retract latch bolts or disengage other devices that hold the door or gate in a closed position.

Citation:

2010 ADAS Section: 404.2.9

Conceptual Budget Estimate:

$200.00

Possible Solution:

Adjust spring tension and closer valves on the door closer.

Barrier Priority:

Priority 1 (1):





Interior Elements: 115 - Women's Restroom

Barrier: 27

The ambulatory compartment door is not self closing.

The door to the ambulatory stall shall be self-closing. A door pull shall be placed on both sides of the door near the latch. Toilet compartment doors shall not swing into the minimum required compartment area.

Citation:

2010 ADAS Section: 604.8.2.2

Conceptual Budget Estimate:

$500.00

Possible Solution:

Install auto-closer on door.

Barrier Priority:

Priority 3 (3):



Interior Elements: 115 - Women's Restroom

Barrier: 28

The door exceeds the maximum allowable opening force.

Interior doors shall have a maximum opening force of 5 pounds.

These forces do not apply to the force required to retract latch bolts or disengage other devices that hold the door or gate in a closed position.

Citation:

2010 ADAS Section: 404.2.9

Conceptual Budget Estimate:

$200.00

Possible Solution:

Adjust spring tension and closer valves on the door closer.

Barrier Priority:

Priority 1 (1):





Site Accessibility Evaluation



Burleson Police Department
1161 SW Wilshire Blvd
Burleson, TX 76028
Accessibility Evaluation
Inspection Date: 01/14/2026

Prepared By

Kimley»Horn

(817) 335 - 6511
kimley-horn.com

Cost Summary Disclaimer

The following “Cost report" assigns conceptual budget estimates to each possible solution. The Kimley-Horn has no control over the cost of labor, materials, equipment, or over the Contractor's methods of determining prices or over competitive bidding or market conditions. Opinions of probable costs provided herein are based on the information known to Kimley-Horn at this time and represent only Kimley-Horn's judgment as a design professional familiar with the construction industry. These opinions of costs are for corrective actions and involve a single solution without extensive study, destructive testing, or design. Opinion of costs represent material and labor cost only and do not include other factors such as design, permitting, overhead, and contingencies. The Consultant cannot and does not guarantee that proposals, bids, or actual construction costs will not vary from its opinions of probable costs. If the Client wishes greater assurance as to the amount of any cost, it shall employ an independent cost estimator. Consultant's services required to bring costs within any limitation established by the Client will be paid for as Additional Services.

Standards Defined

Americans with Disabilities Act Standards (ADAS) issued under the Americans with Disabilities Act (ADA) apply to places of public accommodation, commercial facilities, and state and local government facilities in new construction, alterations, and additions. The ADA Standards are based on minimum guidelines set by the Access Board. The ADA standards are issued by the Department of Justice (DOJ) and the Department of Transportation (DOT) and apply to facilities covered by the ADA in new construction and alterations. DOJ’s standards apply to all facilities covered by the ADA, except public transportation facilities, which are subject to DOT’s standards. Both standards are very similar and are closely based on the Board’s ADA Accessibility Guidelines (ADAAG). However, each contains a few unique provisions.

This facility was evaluated to the applicable ADA standards in effect at the time of the evaluation. State and local building codes under which the project was originally constructed are excluded from the evaluations. However, each element should be checked against current standards and codes at the time they are altered for compliance.

Building Barrier Priority

Physical barriers to access for buildings were assigned a barrier priority, which are defined in the table below. This barrier prioritization methodology was developed by the Consultant Team and is just one factor for the City of Burleson to consider in developing the Transition Plan implementation strategy (see **Section 5.2 Implementation Schedule** in the Transition Plan for more information).

Barrier Priority	Criteria
1	Accessible approach and entrance.
2	Access to goods and services.
3	Access to public toilet rooms.
4	Access to other items such as water fountains and public telephones.
5	Fully compliant with a previous standard (safe-harbored) but will need to be brought into compliance with a current standard if altered.

Conceptual Budget Estimate Summary

Room / Area	Barrier Count	Conceptual Budget Estimate
Sidewalk	6	$ 3,800
Total	**6**	**$ 3,800**

Barriers **3**

Exterior **3**

Sidewalk **3**

Exterior: Sidewalk

Barrier: 1

The walkway contains abrupt vertical edges and/or variations over 1/4 inch.

1/4 inch is the maximum vertical rise. Changes in level between 1/4 inch and 1/2 inch must be beveled at 1:2 or less.

Changes in level greater than 1/2 inch must be by way of a ramp.

Citation:

1991 ADAS Section: 4.5.2

Conceptual Budget Estimate:

$1,700.00

Possible Solution:

Replace sinking sidewalk panel.

Barrier Priority:

Priority 1 (1):



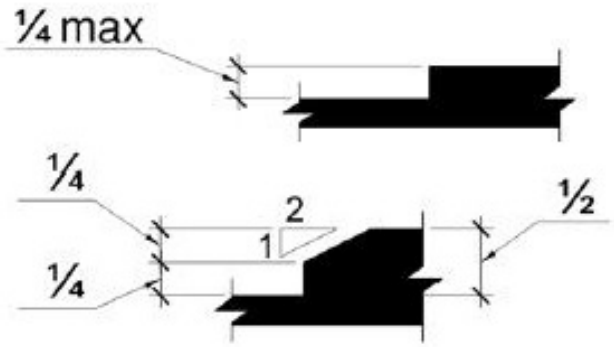

Barrier: 1 Additional Barrier Photos



Exterior: Sidewalk

Barrier: 2

The accessible path of travel has cross slopes greater than 2%.

Surface cross slopes shall not exceed one unit vertical in 48 units horizontal (2-percent slope). When the slope in the direction of travel of any walk exceeds 1 unit vertical in 20 units horizontal (5-percent slope), it must be constructed as a ramp.

Citation:

1991 ADAS Section: 4.3.7

Conceptual Budget Estimate:

$500.00

Possible Solution:

Resurface concrete to correct cross slope.

Barrier Priority:

Priority 1 (1):



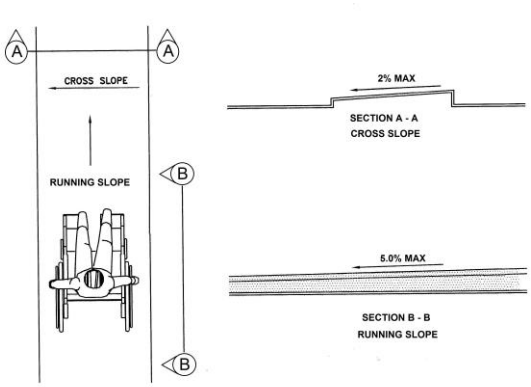

Barrier: 2 Additional Barrier Photos



Exterior: Sidewalk

Barrier: 3

The access aisle is not a minimum 8 feet to the centerline of the stripe.

The accessible parking space access aisle must be a minimum of 8 feet wide measured from centerline to centerline.

Where parking spaces or access aisles are not adjacent to another parking space or access aisle, measurements shall be permitted to include the full width of the line defining the parking space or access aisle.

Alternatively, the space can be 11 feet wide and the access aisle may be 5 feet wide.

Citation:

1991 ADAS Section: 4.1.2(1)

Conceptual Budget Estimate:

$300.00

Possible Solution:

Restripe access aisle.

Barrier Priority:

Priority 1 (1):



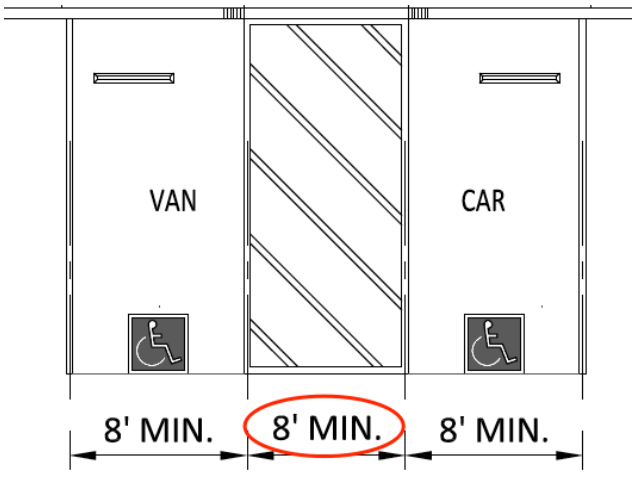

Barrier: 3 Additional Barrier Photos





Barrier: 3 Additional Barrier Photos





Exterior: Sidewalk

Barrier: 4

The landing at the top of the ramp has a slope greater than 2%.

Top landings shall have a dimension in the direction of ramp run of not less than 60 inches and have a slope of 2% maximum in any direction.

Citation:

1991 ADAS Section: 4.8.4(1)

Conceptual Budget Estimate:

$300.00

Possible Solution:

Resurface to correct slope.

Barrier Priority:

Priority 1 (1):



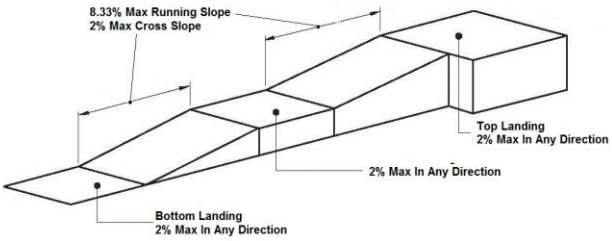

Barrier: 4 Additional Barrier Photos



Exterior: Sidewalk

Barrier: 5

The handrail does not extend past the ramp.

Handrails must be between 34 inches and 38 inches above the ramp surface and must extend beyond the top and bottom of the ramp run 12 inches horizontally. The 12 inches horizontal extensions must not include the radius at the top end of round handrails. Extensions shall return to a wall, guard, or the landing surface, or shall be continuous to the handrail of an adjacent ramp run.

Citation:

1991 ADAS Section: 4.8.5(2)

Conceptual Budget Estimate:

$700.00

Possible Solution:

Extend handrail.

Barrier Priority:

Priority 1 (1):



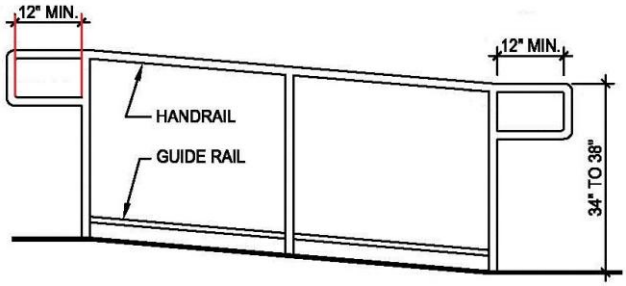

Barrier: 5 Additional Barrier Photos



Exterior: Sidewalk

Barrier: 6

The accessible path of travel has cross slopes greater than 2%.

Surface cross slopes shall not exceed one unit vertical in 48 units horizontal (2-percent slope). When the slope in the direction of travel of any walk exceeds 1 unit vertical in 20 units horizontal (5-percent slope), it must be constructed as a ramp.

Citation:

1991 ADAS Section: 4.3.7

Conceptual Budget Estimate:

$300.00

Possible Solution:

Resurface concrete to correct cross slope.

Barrier Priority:

Priority 1 (1):



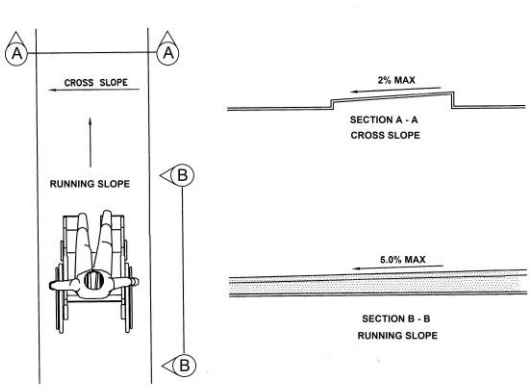

Barrier: 6 Additional Barrier Photos



Site Accessibility Evaluation



Burleson Public Library
248 SW Johnson Ave
Burleson, TX 76028
Accessibility Evaluation
Inspection Date: 01/13/2026

Prepared By

Kimley»Horn

(817) 335 - 6511
kimley-horn.com

Cost Summary Disclaimer

The following “Cost report" assigns conceptual budget estimates to each possible solution. The Kimley-Horn has no control over the cost of labor, materials, equipment, or over the Contractor's methods of determining prices or over competitive bidding or market conditions. Opinions of probable costs provided herein are based on the information known to Kimley-Horn at this time and represent only Kimley-Horn's judgment as a design professional familiar with the construction industry. These opinions of costs are for corrective actions and involve a single solution without extensive study, destructive testing, or design. Opinion of costs represent material and labor cost only and do not include other factors such as design, permitting, overhead, and contingencies. The Consultant cannot and does not guarantee that proposals, bids, or actual construction costs will not vary from its opinions of probable costs. If the Client wishes greater assurance as to the amount of any cost, it shall employ an independent cost estimator. Consultant's services required to bring costs within any limitation established by the Client will be paid for as Additional Services.

Standards Defined

Americans with Disabilities Act Standards (ADAS) issued under the Americans with Disabilities Act (ADA) apply to places of public accommodation, commercial facilities, and state and local government facilities in new construction, alterations, and additions. The ADA Standards are based on minimum guidelines set by the Access Board. The ADA standards are issued by the Department of Justice (DOJ) and the Department of Transportation (DOT) and apply to facilities covered by the ADA in new construction and alterations. DOJ’s standards apply to all facilities covered by the ADA, except public transportation facilities, which are subject to DOT’s standards. Both standards are very similar and are closely based on the Board’s ADA Accessibility Guidelines (ADAAG). However, each contains a few unique provisions.

This facility was evaluated to the applicable ADA standards in effect at the time of the evaluation. State and local building codes under which the project was originally constructed are excluded from the evaluations. However, each element should be checked against current standards and codes at the time they are altered for compliance.

Building Barrier Priority

Physical barriers to access for buildings were assigned a barrier priority, which are defined in the table below. This barrier prioritization methodology was developed by the Consultant Team and is just one factor for the City of Burleson to consider in developing the Transition Plan implementation strategy (see **Section 5.2 Implementation Schedule** in the Transition Plan for more information).

Barrier Priority	Criteria
1	Accessible approach and entrance.
2	Access to goods and services.
3	Access to public toilet rooms.
4	Access to other items such as water fountains and public telephones.
5	Fully compliant with a previous standard (safe-harbored) but will need to be brought into compliance with a current standard if altered.

Conceptual Budget Estimate Summary

Room / Area	Barrier Count	Conceptual Budget Estimate
Parking	5	$ 8,800
Sidewalk	26	$ 43,200
135 - Book Drop	1	$ 7,000
104 - Women's Restroom	5	$ 2,900
105 - Men's Restroom	5	$ 2,900
115 - Children's Librarian	12	$ 6,900
123 - Meeting Room	6	$ 5,100
Total	**60**	**$ 76,800**

Barriers 3

Exterior Elements 3

Parking 3

Sidewalk 13

135 - Book Drop 59

Interior Elements 61

104 - Women's Restroom 61

105 - Men's Restroom 68

115 - Children's Librarian 75

123 - Meeting Room 93

Exterior Elements: Parking

Barrier: 1

The curb ramp on the accessible route has cross slopes greater than 2%.

Surface cross slopes shall not exceed one unit vertical in 48 units horizontal (2-percent slope).

Citation:

1991 ADAS Section: 4.3.7

Conceptual Budget Estimate:

$2,200.00

Possible Solution:

Remove and install accessible curb ramp.

Barrier Priority:

Priority 1 (1):



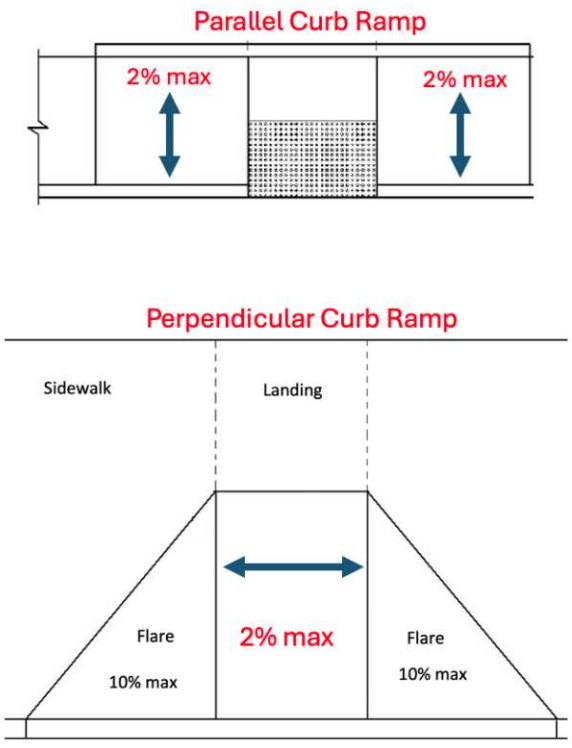

Barrier: 1 Additional Barrier Photos



Exterior Elements: Parking

Barrier: 2

The access aisle is not a minimum 8 feet to the centerline of the stripe.

The accessible parking space access aisle must be a minimum of 8 feet wide measured from centerline to centerline.

Where parking spaces or access aisles are not adjacent to another parking space or access aisle, measurements shall be permitted to include the full width of the line defining the parking space or access aisle.

Citation:

1991 ADAS Section: 4.1.2(1)

Conceptual Budget Estimate:

$300.00

Possible Solution:

Restripe access aisle.

Barrier Priority:

Priority 1 (1):



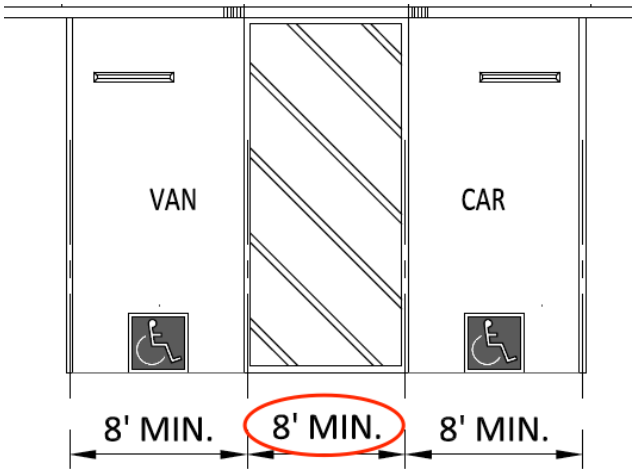

Barrier: 2 Additional Barrier Photos



Exterior Elements: Parking

Barrier: 3

The running slope of the access aisle (long dimension) exceeds 2%.

The running slope in an accessible parking space and the access aisle must not exceed 2%.

Citation:

1991 ADAS Section: 4.6.3

Conceptual Budget Estimate:

$2,100.00

Possible Solution:

Repave and restripe.

Barrier Priority:

Priority 1 (1):



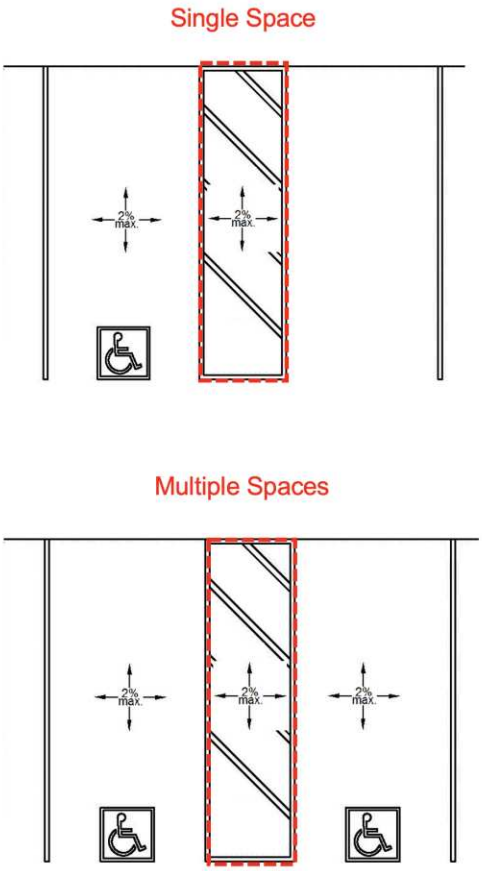

Barrier: 3 Additional Barrier Photos



Exterior Elements: Parking

Barrier: 4

The running slope (long dimension) of the accessible parking space exceeds 2%.

The running slope in an accessible parking space and the access aisle must not exceed 2%.

Citation:

1991 ADAS Section: 4.6.3

Conceptual Budget Estimate:

$2,100.00

Possible Solution:

Repave and restripe.

Barrier Priority:

Priority 1 (1):



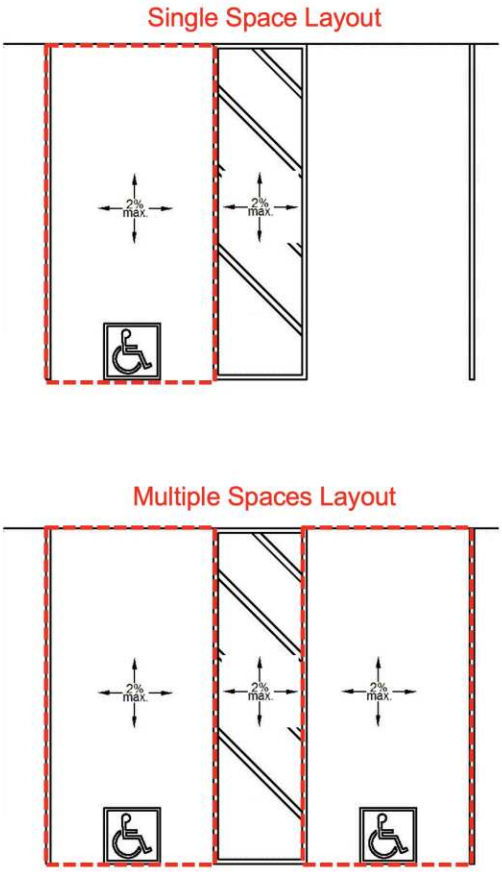

Barrier: 4 Additional Barrier Photos



Exterior Elements: Parking

Barrier: 5

The running slope (long dimension) of the accessible parking space exceeds 2%.

The running slope in an accessible parking space and the access aisle must not exceed 2%.

Citation:

1991 ADAS Section: 4.6.3

Conceptual Budget Estimate:

$2,100.00

Possible Solution:

Repave and restripe.

Barrier Priority:

Priority 1 (1):



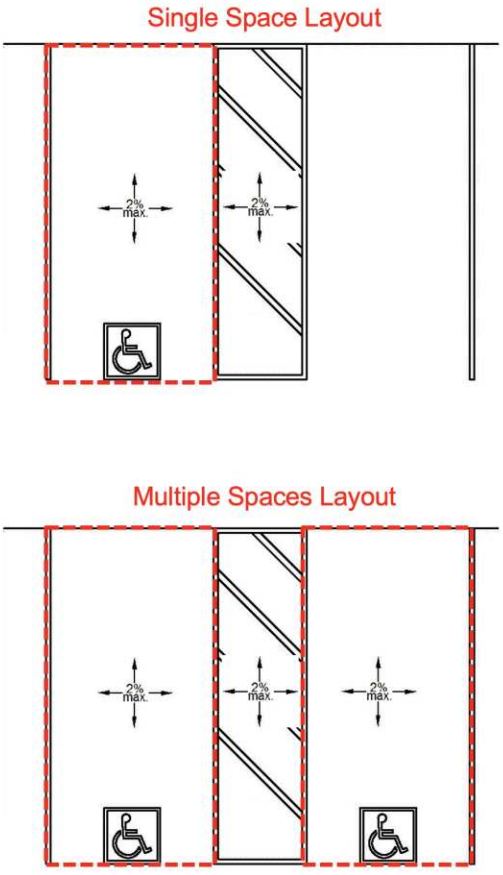

Barrier: 5 Additional Barrier Photos



Exterior Elements: Sidewalk

Barrier: 6

The accessible path of travel has cross slopes greater than 2%.

Surface cross slopes shall not exceed one unit vertical in 48 units horizontal (2-percent slope). When the slope in the direction of travel of any walk exceeds 1 unit vertical in 20 units horizontal (5-percent slope), it must be constructed as a ramp.

Citation:

1991 ADAS Section: 4.3.7

Conceptual Budget Estimate:

$2,200.00

Possible Solution:

Resurface concrete to correct cross slope.

Barrier Priority:

Priority 1 (1):



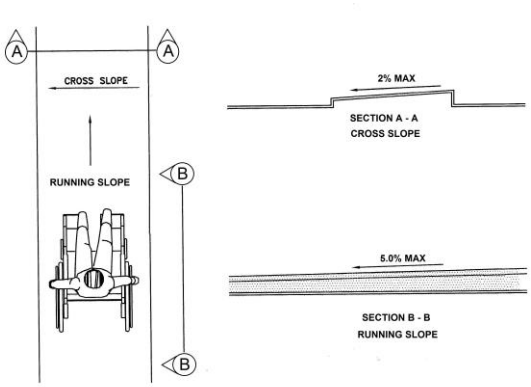

Barrier: 6 Additional Barrier Photos



Exterior Elements: Sidewalk

Barrier: 7

The walkway contains abrupt vertical edges and/or variations over 1/4 inch.

1/4 inch is the maximum vertical rise. Changes in level between 1/4 inch and 1/2 inch must be beveled at 1:2 or less.

Changes in level greater than 1/2 inch must be by way of a ramp.

Citation:

1991 ADAS Section: 4.5.2

Conceptual Budget Estimate:

$600.00

Possible Solution:

Remove excessive changes in level.

Barrier Priority:

Priority 1 (1):



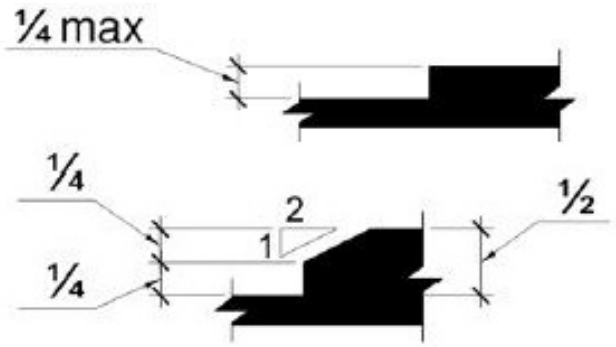

Barrier: 7 Additional Barrier Photos



Exterior Elements: Sidewalk

Barrier: 8

The walkway contains abrupt vertical edges and/or variations over a 1/2 inch.

1/4 inch is the maximum vertical rise. Changes in level between 1/4 inch and 1/2 inch must be beveled at 1:2 or less.

Changes in level greater than 1/2 inch must be by way of a ramp.

Citation:

1991 ADAS Section: 4.5.2

Conceptual Budget Estimate:

$300.00

Possible Solution:

Fill openings in accessible path of travel.

Barrier Priority:

Priority 1 (1):



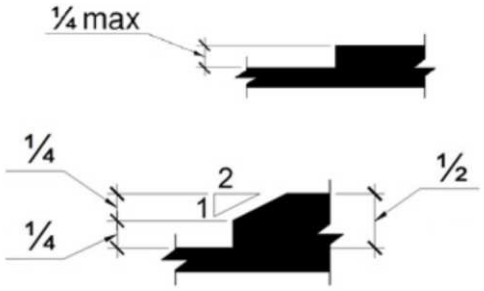

Barrier: 8 Additional Barrier Photos



Exterior Elements: Sidewalk

Barrier: 9

The accessible path of travel has cross slopes greater than 2%.

Surface cross slopes shall not exceed one unit vertical in 48 units horizontal (2-percent slope). When the slope in the direction of travel of any walk exceeds 1 unit vertical in 20 units horizontal (5-percent slope), it must be constructed as a ramp.

Citation:

1991 ADAS Section: 4.3.7

Conceptual Budget Estimate:

$1,100.00

Possible Solution:

Resurface concrete to correct cross slope.

Barrier Priority:

Priority 1 (1):



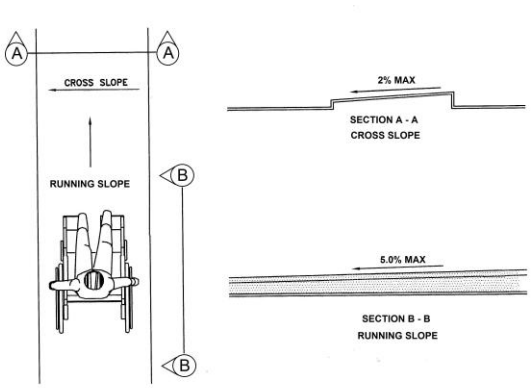

Barrier: 9 Additional Barrier Photos



Exterior Elements: Sidewalk

Barrier: 10

The accessible route on the site has running slopes greater than 5 percent and has not been constructed as a ramp (i.e. handrails, edge protection, etc.).

When the slope in the direction of travel of any walk exceeds 1 unit vertical in 20 units horizontal (5-percent slope), it must be constructed as a ramp. Surface cross slopes must not exceed one unit vertical in 48 units horizontal (2-percent slope).

Citation:

1991 ADAS Section: 4.3.7

Conceptual Budget Estimate:

$3,400.00

Possible Solution:

Resurface concrete to correct cross slope.

Barrier Priority:

Priority 1 (1):



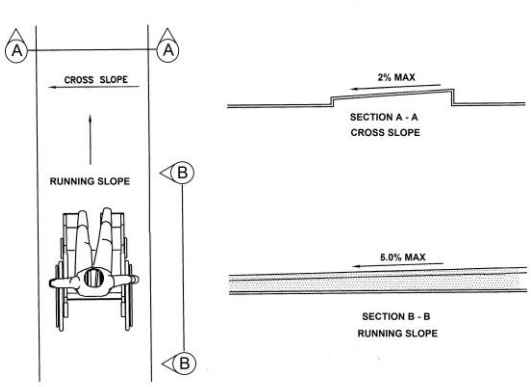

Barrier: 10 Additional Barrier Photos



Exterior Elements: Sidewalk

Barrier: 11

The accessible route on the site has running slopes greater than 5 percent and has not been constructed as a ramp (i.e. handrails, edge protection, etc.).

When the slope in the direction of travel of any walk exceeds 1 unit vertical in 20 units horizontal (5-percent slope), it must be constructed as a ramp. Surface cross slopes must not exceed one unit vertical in 48 units horizontal (2-percent slope).

Citation:

1991 ADAS Section: 4.3.7

Conceptual Budget Estimate:

$3,400.00

Possible Solution:

Resurface concrete to correct cross slope.

Barrier Priority:

Priority 1 (1):



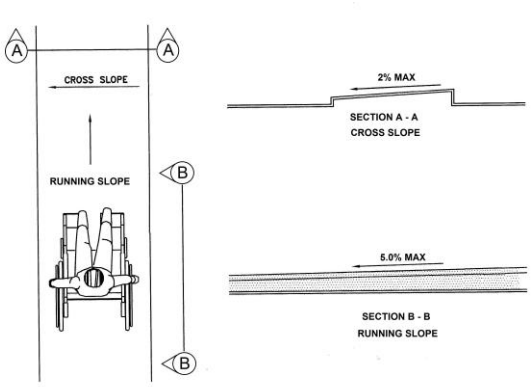

Barrier: 11 Additional Barrier Photos



Exterior Elements: Sidewalk

Barrier: 12

The handrail extension is not a minimum 12 inches.

Handrails must be between 34 inches and 38 inches above the ramp surface and must extend beyond the top and bottom of the ramp run 12 inches horizontally. The 12 inches horizontal extensions must not include the radius at the top end of round handrails. Extensions shall return to a wall, guard, or the landing surface, or shall be continuous to the handrail of an adjacent ramp run.

Citation:

1991 ADAS Section: 4.8.5(2)

Conceptual Budget Estimate:

$900.00

Possible Solution:

Install handrail extension.

Barrier Priority:

Priority 1 (1):



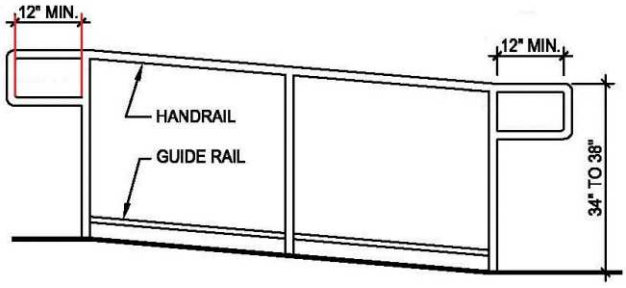

Barrier: 12 Additional Barrier Photos





Exterior Elements: Sidewalk

Barrier: 13

The book drop protrudes more than 4 inches into the circulation path.

Wall-mounted objects that have leading edges between 27 inches and 80 inches from the floor must not protrude more than 4 inches into the circulation path. Protruding objects that extend to the floor or within 27 inches of the floor are cane detectable and are therefore not hazardous. Where it is necessary or desirable to have objects protrude from the wall, a manner of cane detection must be provided.

Citation:

1991 ADAS Section: 4.4.1

Possible Solution:

Reinstall element. (Cost included in barrier #75).

Barrier Priority:

Priority 1 (1):



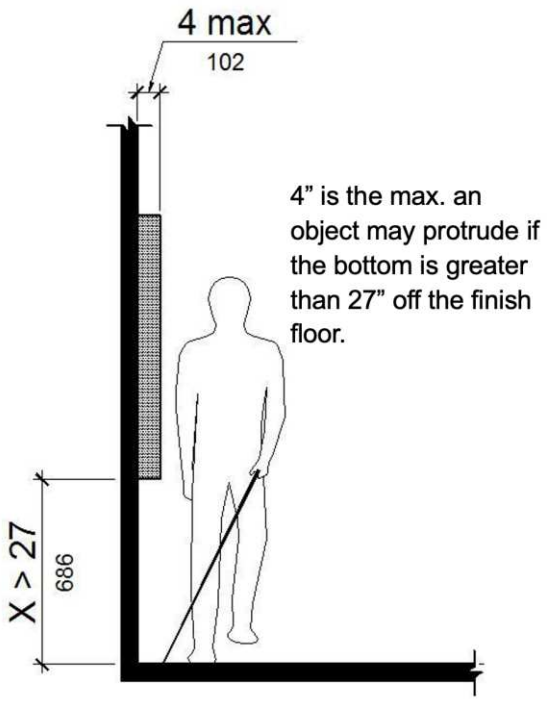

Barrier: 13 Additional Barrier Photos





Exterior Elements: Sidewalk

Barrier: 14

The accessible path of travel has cross slopes greater than 2%.

Surface cross slopes shall not exceed one unit vertical in 48 units horizontal (2-percent slope). When the slope in the direction of travel of any walk exceeds 1 unit vertical in 20 units horizontal (5-percent slope), it must be constructed as a ramp.

Citation:

1991 ADAS Section: 4.3.7

Conceptual Budget Estimate:

$2,700.00

Possible Solution:

Resurface concrete to correct cross slope.

Barrier Priority:

Priority 1 (1):



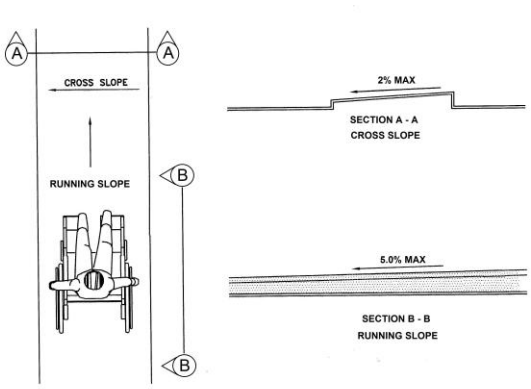

Barrier: 14 Additional Barrier Photos



Exterior Elements: Sidewalk

Barrier: 15

The walkway contains abrupt vertical edges and/or variations over 1/4 inch.

1/4 inch is the maximum vertical rise. Changes in level between 1/4 inch and 1/2 inch must be beveled at 1:2 or less.

Changes in level greater than 1/2 inch must be by way of a ramp.

Citation:

1991 ADAS Section: 4.5.2

Conceptual Budget Estimate:

$1,000.00

Possible Solution:

Replace sinking panels.

Barrier Priority:

Priority 1 (1):



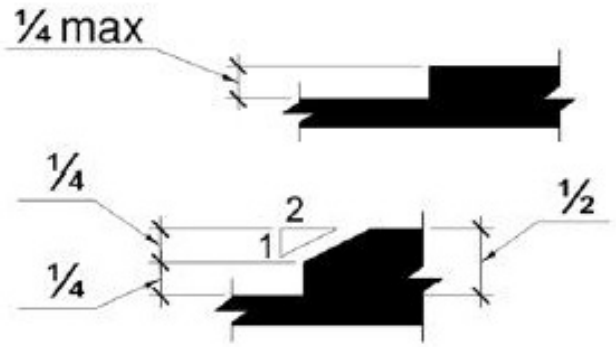

Barrier: 15 Additional Barrier Photos



Exterior Elements: Sidewalk

Barrier: 16

The accessible path of travel has cross slopes greater than 2%.

Surface cross slopes shall not exceed one unit vertical in 48 units horizontal (2-percent slope). When the slope in the direction of travel of any walk exceeds 1 unit vertical in 20 units horizontal (5-percent slope), it must be constructed as a ramp.

Citation:

1991 ADAS Section: 4.3.7

Conceptual Budget Estimate:

$2,700.00

Possible Solution:

Resurface concrete to correct cross slope.

Barrier Priority:

Priority 1 (1):



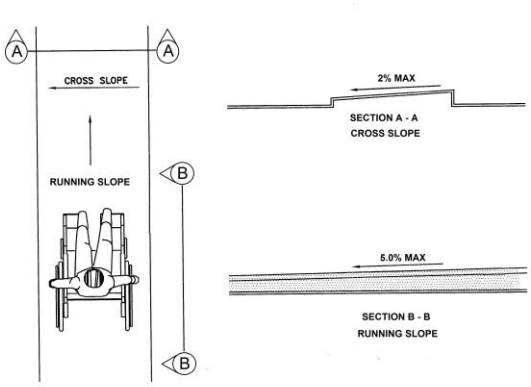

Barrier: 16 Additional Barrier Photos



Exterior Elements: Sidewalk

Barrier: 17

The accessible path of travel has cross slopes greater than 2%.

Surface cross slopes shall not exceed one unit vertical in 48 units horizontal (2-percent slope). When the slope in the direction of travel of any walk exceeds 1 unit vertical in 20 units horizontal (5-percent slope), it must be constructed as a ramp.

Citation:

1991 ADAS Section: 4.3.7

Conceptual Budget Estimate:

$2,700.00

Possible Solution:

Resurface concrete to correct cross slope.

Barrier Priority:

Priority 1 (1):



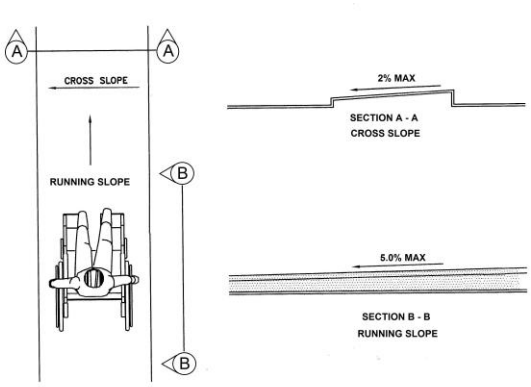

Barrier: 17 Additional Barrier Photos



Exterior Elements: Sidewalk

Barrier: 18

The walkway contains abrupt vertical edges and/or variations over 1/4 inch.

1/4 inch is the maximum vertical rise. Changes in level between 1/4 inch and 1/2 inch must be beveled at 1:2 or less.

Changes in level greater than 1/2 inch must be by way of a ramp.

Citation:

1991 ADAS Section: 4.5.2

Conceptual Budget Estimate:

$1,000.00

Possible Solution:

Replace sinking panels.

Barrier Priority:

Priority 1 (1):



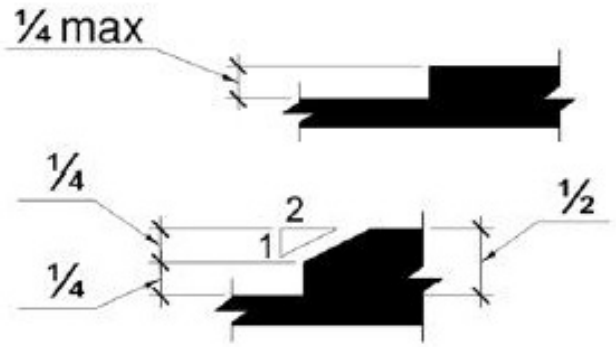

Barrier: 18 Additional Barrier Photos



Exterior Elements: Sidewalk

Barrier: 19

The walkway contains abrupt vertical edges and/or variations over 1/4 inch.

1/4 inch is the maximum vertical rise. Changes in level between 1/4 inch and 1/2 inch must be beveled at 1:2 or less.

Changes in level greater than 1/2 inch must be by way of a ramp.

Citation:

1991 ADAS Section: 4.5.2

Conceptual Budget Estimate:

$1,000.00

Possible Solution:

Replace sinking panels.

Barrier Priority:

Priority 1 (1):



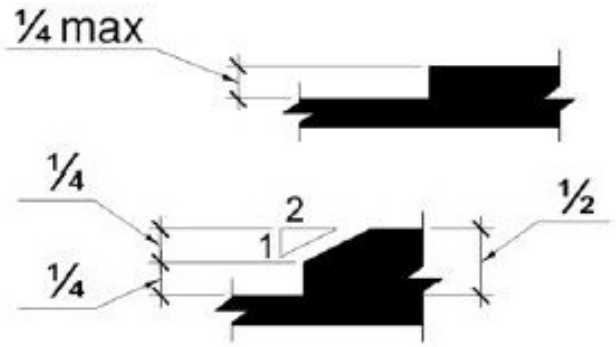

Barrier: 19 Additional Barrier Photos





Exterior Elements: Sidewalk

Barrier: 20

The accessible route of travel on the walk or sidewalk has cross slopes greater than 2%.

Cross slopes shall not exceed one unit vertical in 48 units horizontal (2-percent slope).

Citation:

1991 ADAS Section: 4.3.7

Conceptual Budget Estimate:

$1,900.00

Possible Solution:

Replace heaving panels.

Barrier Priority:

Priority 1 (1):



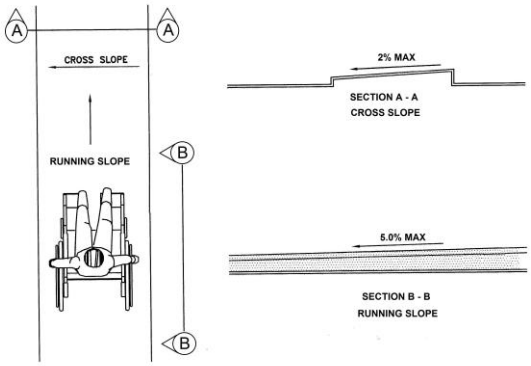

Barrier: 20 Additional Barrier Photos



Exterior Elements: Sidewalk

Barrier: 21

The accessible route of travel on the walk or sidewalk has cross slopes greater than 2%.

Cross slopes shall not exceed one unit vertical in 48 units horizontal (2-percent slope).

Citation:

1991 ADAS Section: 4.3.7

Conceptual Budget Estimate:

$1,400.00

Possible Solution:

Resurface concrete to correct cross slope.

Barrier Priority:

Priority 1 (1):



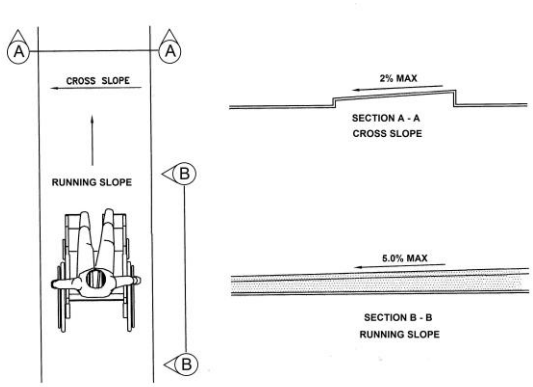

Barrier: 21 Additional Barrier Photos



Exterior Elements: Sidewalk

Barrier: 22

The accessible path of travel has cross slopes greater than 2%.

Surface cross slopes shall not exceed one unit vertical in 48 units horizontal (2-percent slope). When the slope in the direction of travel of any walk exceeds 1 unit vertical in 20 units horizontal (5-percent slope), it must be constructed as a ramp.

Citation:

1991 ADAS Section: 4.3.7

Conceptual Budget Estimate:

$2,500.00

Possible Solution:

Resurface concrete to correct cross slope.

Barrier Priority:

Priority 1 (1):



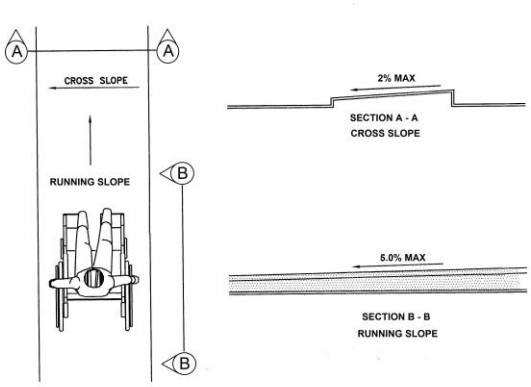

Barrier: 22 Additional Barrier Photos



Exterior Elements: Sidewalk

Barrier: 23

The accessible path of travel has cross slopes greater than 2%.

Surface cross slopes shall not exceed one unit vertical in 48 units horizontal (2-percent slope). When the slope in the direction of travel of any walk exceeds 1 unit vertical in 20 units horizontal (5-percent slope), it must be constructed as a ramp.

Citation:

1991 ADAS Section: 4.3.7

Conceptual Budget Estimate:

$1,700.00

Possible Solution:

Resurface concrete to correct cross slope.

Barrier Priority:

Priority 1 (1):



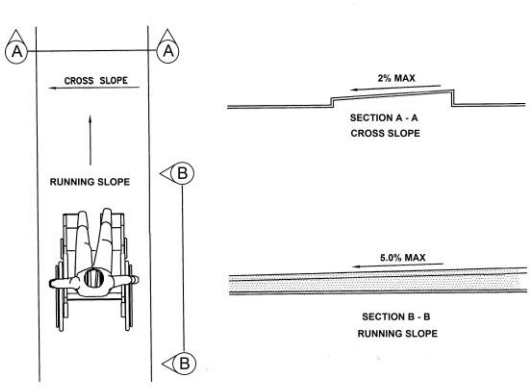

Barrier: 23 Additional Barrier Photos



Exterior Elements: Sidewalk

Barrier: 24

The walkway contains abrupt vertical edges and/or variations over 1/4 inch.

1/4 inch is the maximum vertical rise. Changes in level between 1/4 inch and 1/2 inch must be beveled at 1:2 or less.

Changes in level greater than 1/2 inch must be by way of a ramp.

Citation:

1991 ADAS Section: 4.5.2

Conceptual Budget Estimate:

$1,000.00

Possible Solution:

Replace sinking panels.

Barrier Priority:

Priority 1 (1):



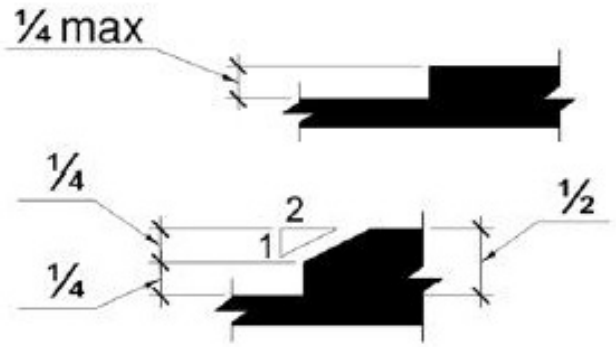

Barrier: 24 Additional Barrier Photos



Exterior Elements: Sidewalk

Barrier: 25

The accessible path of travel has cross slopes greater than 2%.

Surface cross slopes shall not exceed one unit vertical in 48 units horizontal (2-percent slope). When the slope in the direction of travel of any walk exceeds 1 unit vertical in 20 units horizontal (5-percent slope), it must be constructed as a ramp.

Citation:

1991 ADAS Section: 4.3.7

Conceptual Budget Estimate:

$2,700.00

Possible Solution:

Resurface concrete to correct cross slope.

Barrier Priority:

Priority 1 (1):



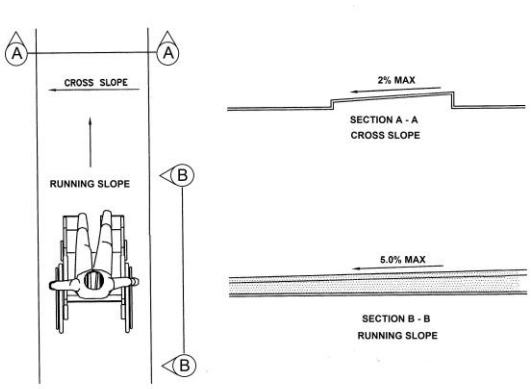

Barrier: 25 Additional Barrier Photos



Exterior Elements: Sidewalk

Barrier: 26

The element is not accessible because it does not allow a forward or side approach.

This element must be on an accessible route of travel that is 36 inches wide minimum and provides a 30 inch by 48 inch clear floor space that allows a side or forward approach.

Citation:

1991 ADAS Section: 4.2.4.1

Conceptual Budget Estimate:

$700.00

Possible Solution:

Install accessible path of travel to bench.

Barrier Priority:

Priority 4 (4):



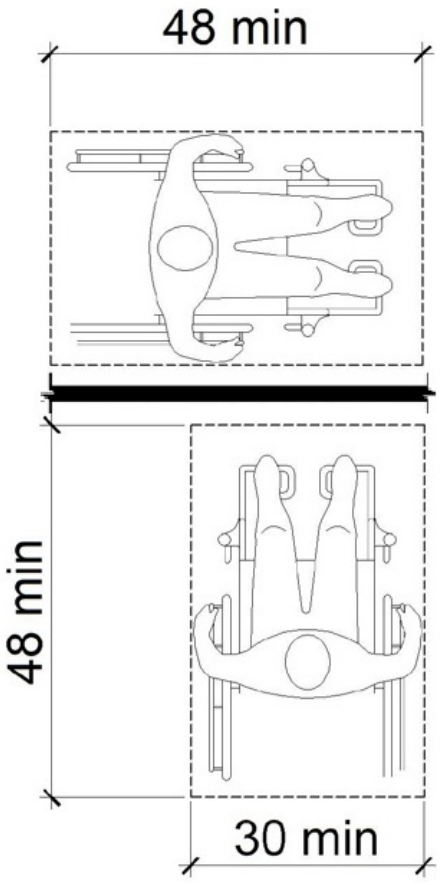

Exterior Elements: Sidewalk

Barrier: 27

The element is not accessible because it does not allow a forward or side approach.

This element must be on an accessible route of travel that is 36 inches wide minimum and provides a 30 inch by 48 inch clear floor space that allows a side or forward approach.

Citation:

1991 ADAS Section: 4.2.4.1

Conceptual Budget Estimate:

$1,400.00

Possible Solution:

Install accessible path of travel to bench.

Barrier Priority:

Priority 4 (4):



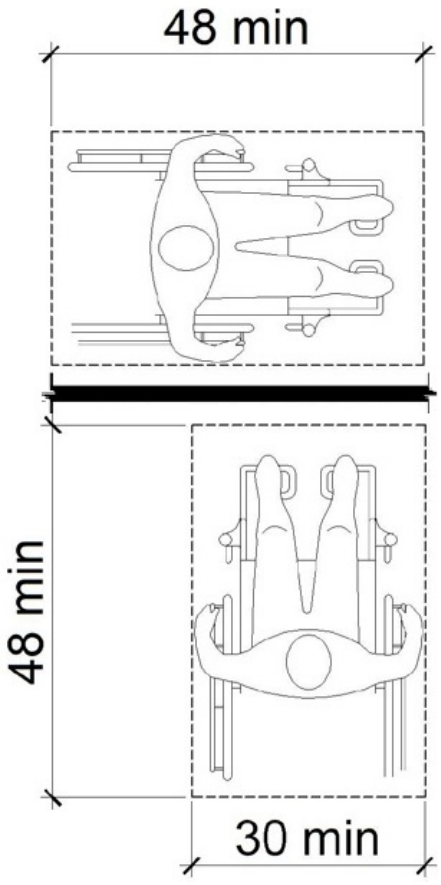

Exterior Elements: Sidewalk

Barrier: 28

The element is not accessible because it does not allow a forward or side approach.

This element must be on an accessible route of travel that is 36 inches wide minimum and provides a 30 inch by 48 inch clear floor space that allows a side or forward approach.

Citation:

1991 ADAS Section: 4.2.4.1

Conceptual Budget Estimate:

$1,400.00

Possible Solution:

Install accessible path of travel to bench.

Barrier Priority:

Priority 4 (4):



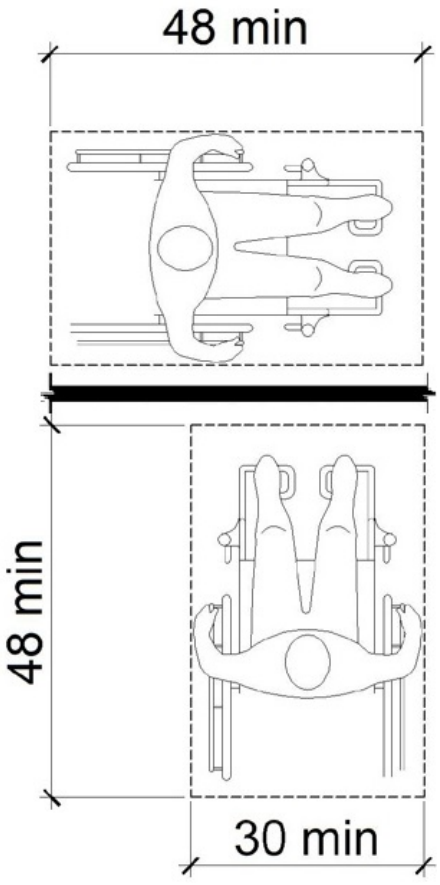

Exterior Elements: Sidewalk

Barrier: 29

The element is not accessible because it does not allow a forward or side approach.

This element must be on an accessible route of travel that is 36 inches wide minimum and provides a 30 inch by 48 inch clear floor space that allows a side or forward approach.

Citation:

1991 ADAS Section: 4.2.4.1

Conceptual Budget Estimate:

$700.00

Possible Solution:

Install accessible path of travel to bench.

Barrier Priority:

Priority 4 (4):



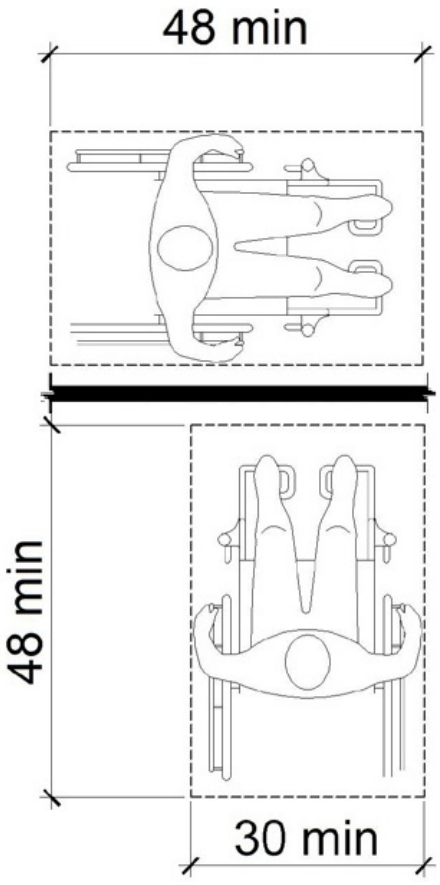

Exterior Elements: Sidewalk

Barrier: 30

The element is not accessible because it does not allow a forward or side approach.

This element must be on an accessible route of travel that is 36 inches wide minimum and provides a 30 inch by 48 inch clear floor space that allows a side or forward approach.

Citation:

1991 ADAS Section: 4.2.4.1

Conceptual Budget Estimate:

$700.00

Possible Solution:

Install accessible path of travel to bench.

Barrier Priority:

Priority 4 (4):



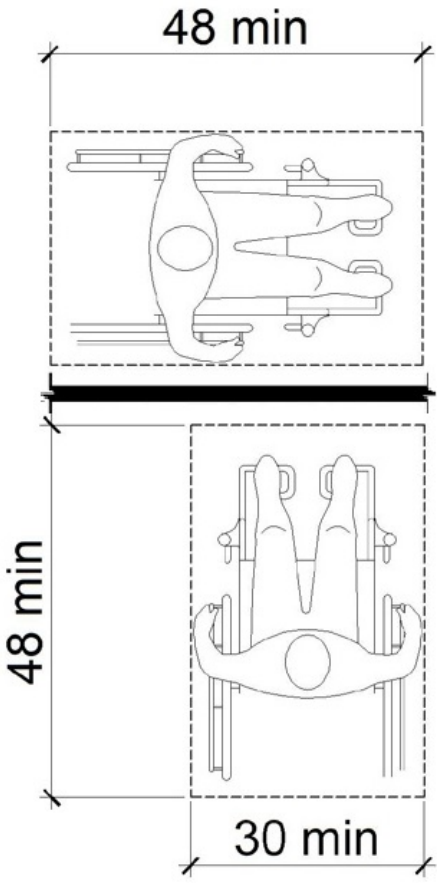

Exterior Elements: Sidewalk

Barrier: 31

There are no accessible tables.

At least 5% of each type in each functional area of dining surfaces must be accessible and must be dispersed throughout the space or facility containing dining surfaces. An accessible table must be on an accessible route (36 inches minimum) and have knee and toe spaces at least 27 inches high, 30 inches wide and 17 inches deep. The tops of tables and counters shall be 28 inches to 34 inches from the floor or ground.

Citation:

1991 ADAS Section: 5.1

Conceptual Budget Estimate:

$4,100.00

Possible Solution:

Provide accessible table.

Barrier Priority:

Priority 4 (4):



Exterior Elements: 135 - Book Drop

Barrier: 32

The element is not positioned correctly for either a side or front approach.

If the clear floor space only allows forward approach to an object, the maximum high forward reach allowed shall be 48 in. The minimum low forward reach is 15 in. If the high forward reach is over an obstruction, reach and clearances shall be as shown in Fig. 5(b).

If the clear floor space allows parallel approach by a person in a wheelchair, the maximum high side reach allowed shall be 54 in and the low side reach shall be no less than 9 in above the floor. If the side reach is over an obstruction, the reach and clearances shall be as shown in Fig. 6(c).

Citation:

1991 ADAS Section: 4.2.5, 4.2.6

Conceptual Budget Estimate:

$7,000.00

Possible Solution:

Reinstall book drop.

Barrier Priority:

Priority 2 (2):



Barrier: 32 Additional Barrier Photos





Interior Elements: 104 - Women's Restroom

Barrier: 33

The door exceeds the maximum allowable opening force.

Interior doors shall have a maximum opening force of 5 pounds.

These forces do not apply to the force required to retract latch bolts or disengage other devices that hold the door or gate in a closed position.

Citation:

1991 ADAS Section: 4.13.11(2)

Conceptual Budget Estimate:

$200.00

Possible Solution:

Adjust spring tension and closer valves on the door closer.

Barrier Priority:

Priority 1 (1):





Interior Elements: 104 - Women's Restroom

Barrier: 34

The light switch receptacle is greater than 48 inches above the finish floor.

Where a forward high reach is unobstructed, the high reach shall be 48 inches maximum above the finished floor.

Citation:

1991 ADAS Section: 4.2.5

Conceptual Budget Estimate:

$500.00

Possible Solution:

Reinstall light switch.

Barrier Priority:

Priority 3 (3):



Barrier: 34 Additional Barrier Photos



Interior Elements: 104 - Women's Restroom

Barrier: 35

The paper towel dispenser controls are not accessible because they require tight grasping, tight pinching or twisting of the wrist and/or require more than 5 pounds of force to operate.

Controls and operating mechanisms shall be operable with one hand and shall not require tight grasping, pinching or twisting of the wrist. The force required to activate controls shall be no greater than 5 pounds of force.

Citation:

1991 ADAS Section: 4.27.4

Conceptual Budget Estimate:

$1,000.00

Possible Solution:

Replace dispenser.

Barrier Priority:

Priority 3 (3):



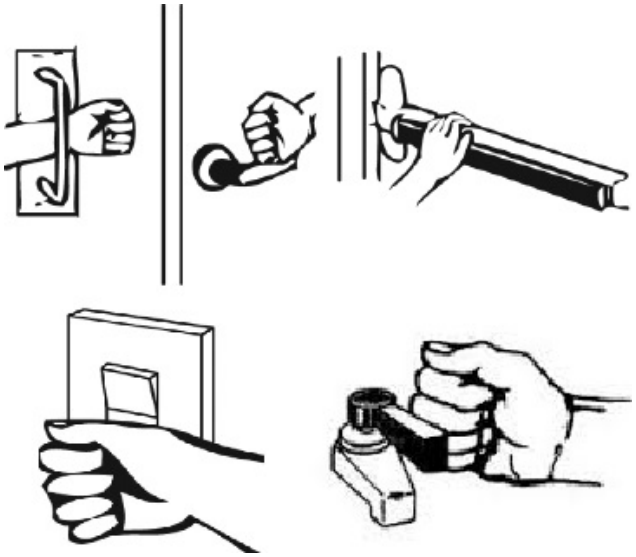

Barrier: 35 Additional Barrier Photos



Interior Elements: 104 - Women's Restroom

Barrier: 36

The compartment door is not self-closing.

The water closet compartment shall be equipped with a door that has an automatic- closing device, and shall have a clear, unobstructed opening width of 32 inches when located at the end and 34 inches when located at the side with the door positioned at an angle of 90 degrees from its closed position.

Citation:

1991 ADAS Section: 4.17.5

Conceptual Budget Estimate:

$500.00

Possible Solution:

Install auto-closer on door.

Barrier Priority:

Priority 3 (3):



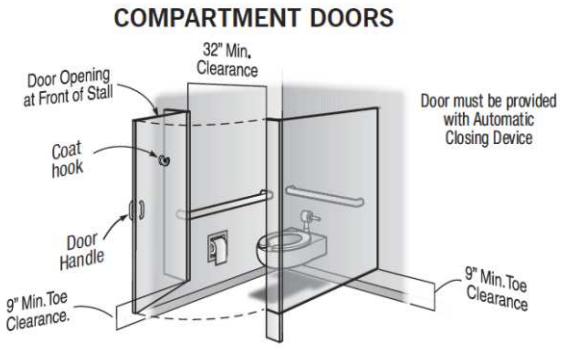

Interior Elements: 104 - Women's Restroom

Barrier: 37

The water closet compartment door is missing a loop handle on the outside.

Water closet compartments must be equipped with a door that has a loop or U-shaped handle on both sides of the door immediately below the latch. The latch must be flip-over style, sliding or other hardware not requiring the user to grasp or twist.

Citation:

1991 ADAS Section: 4.17.5

Conceptual Budget Estimate:

$700.00

Possible Solution:

Install pull handle on both sides of compartment door.

Barrier Priority:

Priority 3 (3):



Interior Elements: 105 - Men's Restroom

Barrier: 38

The door exceeds the maximum allowable opening force.

Interior doors shall have a maximum opening force of 5 pounds.

These forces do not apply to the force required to retract latch bolts or disengage other devices that hold the door or gate in a closed position.

Citation:

1991 ADAS Section: 4.13.11(2)

Conceptual Budget Estimate:

$200.00

Possible Solution:

Adjust spring tension and closer valves on the door closer.

Barrier Priority:

Priority 1 (1):





Interior Elements: 105 - Men's Restroom

Barrier: 39

The paper towel dispenser controls are not accessible because they require tight grasping, tight pinching or twisting of the wrist and/or require more than 5 pounds of force to operate.

Controls and operating mechanisms shall be operable with one hand and shall not require tight grasping, pinching or twisting of the wrist. The force required to activate controls shall be no greater than 5 pounds of force.

Citation:

1991 ADAS Section: 4.27.4

Conceptual Budget Estimate:

$1,000.00

Possible Solution:

Replace dispenser.

Barrier Priority:

Priority 3 (3):



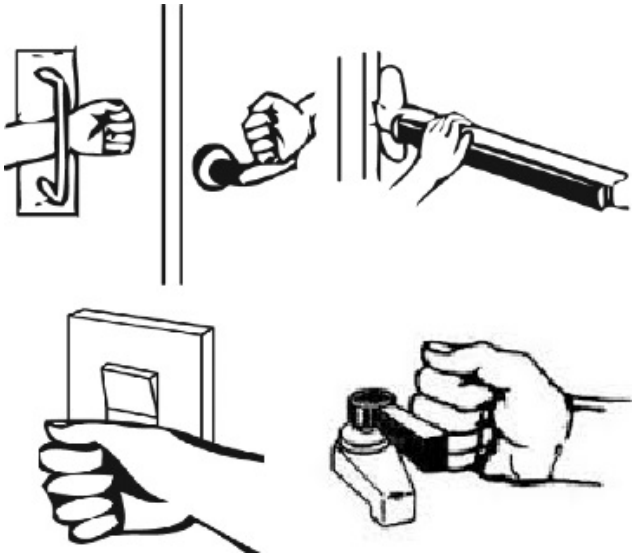

Barrier: 39 Additional Barrier Photos



Interior Elements: 105 - Men's Restroom

Barrier: 40

The light switch receptacle is greater than 48 inches above the finish floor.

Where a forward or side reach is unobstructed, the high reach shall be 48 inches maximum above the finished floor.

Citation:

1991 ADAS Section: 4.2.5

Conceptual Budget Estimate:

$500.00

Possible Solution:

Reinstall light switch.

Barrier Priority:

Priority 3 (3):



Barrier: 40 Additional Barrier Photos



Interior Elements: 105 - Men's Restroom

Barrier: 41

The compartment door is not self-closing.

The water closet compartment shall be equipped with a door that has an automatic- closing device, and shall have a clear, unobstructed opening width of 32 inches when located at the end and 34 inches when located at the side with the door positioned at an angle of 90 degrees from its closed position.

Citation:

1991 ADAS Section: 4.17.5

Conceptual Budget Estimate:

$500.00

Possible Solution:

Install auto-closer on door.

Barrier Priority:

Priority 3 (3):



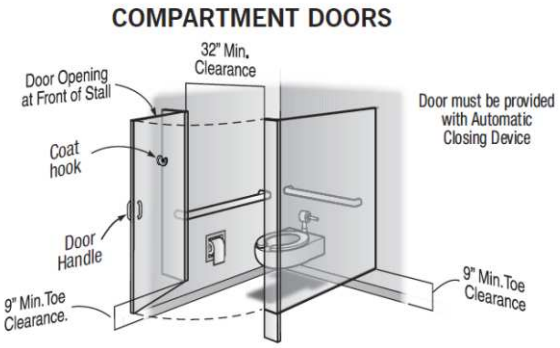

Interior Elements: 105 - Men's Restroom

Barrier: 42

The water closet compartment door is missing a loop handle on the outside.

Water closet compartments must be equipped with a door that has a loop or U-shaped handle on both sides of the door immediately below the latch. The latch must be flip-over style, sliding or other hardware not requiring the user to grasp or twist.

Citation:

1991 ADAS Section: 4.17.5

Conceptual Budget Estimate:

$700.00

Possible Solution:

Install pull handle on both sides of compartment door.

Barrier Priority:

Priority 3 (3):



Interior Elements: 115 - Children's Librarian

Barrier: 43

The light switch receptacle is greater than 48 inches above the finish floor.

Where a forward or side reach is unobstructed, the high reach shall be 48 inches maximum above the finished floor.

Citation:

1991 ADAS Section: 4.2.5

Conceptual Budget Estimate:

$500.00

Possible Solution:

Reinstall light switch.

Barrier Priority:

Priority 4 (4):



Barrier: 43 Additional Barrier Photos



Interior Elements: 115 - Children's Librarian

Barrier: 44

The work surface is not within the allowable range.

The tops of work surfaces provided for public use or common use shall be 28 inches minimum and 34 inches maximum above the finish floor or ground.

Citation:

1991 ADAS Section: 4.32.4

Conceptual Budget Estimate:

$700.00

Possible Solution:

Replace with compliant work surface.

Barrier Priority:

Priority 2 (2):



Barrier: 44 Additional Barrier Photos





Interior Elements: 115 - Children's Librarian

Barrier: 45

The clear floor space only allows for a forward approach and the element is out of reach range.

Where a forward reach is unobstructed, the high forward reach shall be 48 inches maximum and the low forward reach shall be 15 inches minimum above the finish floor or ground.

Citation:

1991 ADAS Section: 4.2.5

Conceptual Budget Estimate:

$600.00

Possible Solution:

Reinstall element.

Barrier Priority:

Priority 4 (4):



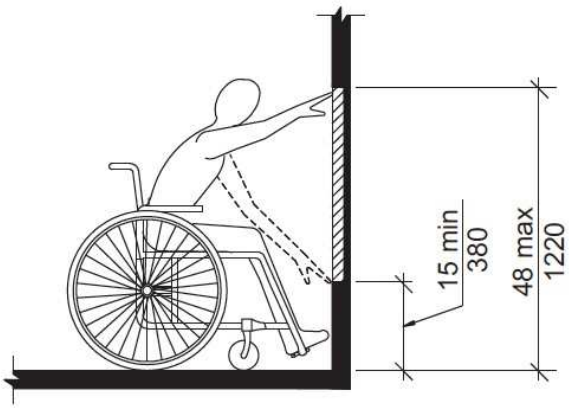

Barrier: 45 Additional Barrier Photos



Interior Elements: 115 - Children's Librarian

Barrier: 46

The work surface is not within the allowable range.

The tops of work surfaces provided for public use or common use shall be 28 inches minimum and 34 inches maximum above the finish floor or ground.

Citation:

1991 ADAS Section: 4.32.4

Conceptual Budget Estimate:

$1,400.00

Possible Solution:

Replace with compliant work surface.

Barrier Priority:

Priority 2 (2):



Barrier: 46 Additional Barrier Photos



Interior Elements: 115 - Children's Librarian

Barrier: 47

The work surface is not within the allowable range.

The tops of work surfaces provided for public use or common use shall be 28 inches minimum and 34 inches maximum above the finish floor or ground.

Citation:

1991 ADAS Section: 4.32.4

Conceptual Budget Estimate:

$700.00

Possible Solution:

Replace with compliant work surface.

Barrier Priority:

Priority 2 (2):



Interior Elements: 115 - Children's Librarian

Barrier: 48

The clear floor space only allows for a forward approach and the element is out of reach range.

Where a forward reach is unobstructed, the high forward reach shall be 48 inches maximum and the low forward reach shall be 15 inches minimum above the finish floor or ground.

Citation:

1991 ADAS Section: 4.2.5

Conceptual Budget Estimate:

$600.00

Possible Solution:

Reinstall element.

Barrier Priority:

Priority 4 (4):



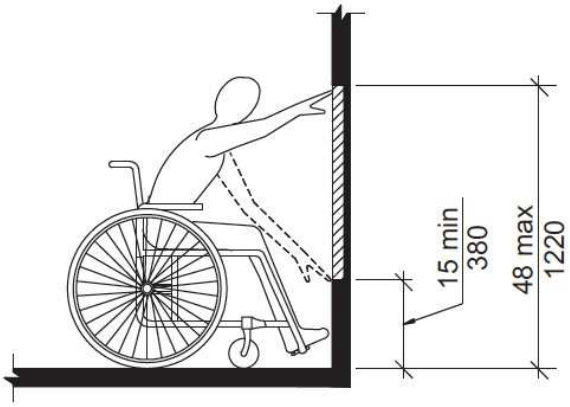

Barrier: 48 Additional Barrier Photos



Interior Elements: 115 - Children's Librarian

Barrier: 49

The clear floor space only allows for a forward approach and the element is out of reach range.

Where a forward reach is unobstructed, the high forward reach shall be 48 inches maximum and the low forward reach shall be 15 inches minimum above the finish floor or ground.

Citation:

1991 ADAS Section: 4.2.5

Conceptual Budget Estimate:

$500.00

Possible Solution:

Lower light switch.

Barrier Priority:

Priority 4 (4):



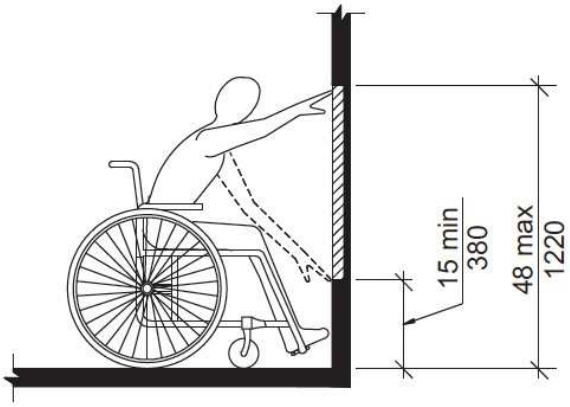

Barrier: 49 Additional Barrier Photos



Interior Elements: 115 - Children's Librarian

Barrier: 50

The work surface is not within the allowable range.

The tops of work surfaces provided for public use or common use shall be 28 inches minimum and 34 inches maximum above the finish floor or ground.

Citation:

1991 ADAS Section: 4.32.4

Conceptual Budget Estimate:

$700.00

Possible Solution:

Replace with compliant surface.

Barrier Priority:

Priority 2 (2):



Interior Elements: 115 - Children's Librarian

Barrier: 51

The wall sign is incorrectly located.

Where permanent identification is provided for rooms and spaces, signs shall be installed on the wall adjacent to the latch side of the door. Where there is no wall space to the latch side of the door, including at double leaf doors, signs shall be placed on the nearest adjacent wall. Mounting height shall be 60 inches above the finish floor to the centerline of the sign. Mounting location for such signage shall be so that a person may approach within 3 inches of signage without encountering protruding objects or standing within the swing of a door.

Citation:

1991 ADAS Section: 4.30.6

Conceptual Budget Estimate:

$300.00

Possible Solution:

Reinstall sign.

Barrier Priority:

Priority 1 (1):



Interior Elements: 115 - Children's Librarian

Barrier: 52

The wall sign is incorrectly located.

Where permanent identification is provided for rooms and spaces, signs shall be installed on the wall adjacent to the latch side of the door. Where there is no wall space to the latch side of the door, including at double leaf doors, signs shall be placed on the nearest adjacent wall. Mounting height shall be 60 inches above the finish floor to the centerline of the sign. Mounting location for such signage shall be so that a person may approach within 3 inches of signage without encountering protruding objects or standing within the swing of a door.

Citation:

1991 ADAS Section: 4.30.6

Conceptual Budget Estimate:

$300.00

Possible Solution:

Reinstall sign.

Barrier Priority:

Priority 1 (1):



Interior Elements: 115 - Children's Librarian

Barrier: 53

The wall sign is incorrectly located.

Where permanent identification is provided for rooms and spaces, signs shall be installed on the wall adjacent to the latch side of the door. Where there is no wall space to the latch side of the door, including at double leaf doors, signs shall be placed on the nearest adjacent wall. Mounting height shall be 60 inches above the finish floor to the centerline of the sign. Mounting location for such signage shall be so that a person may approach within 3 inches of signage without encountering protruding objects or standing within the swing of a door.

Citation:

1991 ADAS Section: 4.30.6

Conceptual Budget Estimate:

$300.00

Possible Solution:

Reinstall sign.

Barrier Priority:

Priority 1 (1):



Interior Elements: 115 - Children's Librarian

Barrier: 54

The wall sign is incorrectly located.

Where permanent identification is provided for rooms and spaces, signs shall be installed on the wall adjacent to the latch side of the door. Where there is no wall space to the latch side of the door, including at double leaf doors, signs shall be placed on the nearest adjacent wall. Mounting height shall be 60 inches above the finish floor to the centerline of the sign. Mounting location for such signage shall be so that a person may approach within 3 inches of signage without encountering protruding objects or standing within the swing of a door.

Citation:

1991 ADAS Section: 4.30.6

Conceptual Budget Estimate:

$300.00

Possible Solution:

Reinstall sign.

Barrier Priority:

Priority 1 (1):



Interior Elements: 123 - Meeting Room

Barrier: 55

The top of the sink is above the allowable height requirement.

Sinks shall be installed with the front of the higher of the rim or counter surface 34 inches maximum above the finish floor or ground.

Citation:

1991 ADAS Section: 4.24.2

Conceptual Budget Estimate:

$2,700.00

Possible Solution:

Lower sink.

Barrier Priority:

Priority 4 (4):



Barrier: 55 Additional Barrier Photos



Interior Elements: 123 - Meeting Room

Barrier: 56

The paper towel dispenser control is not accessible because it requires tight grasping, tight pinching or twisting of the wrist and/or require more than 5 pounds of force to operate.

Controls and operating mechanisms shall be operable with one hand and shall not require tight grasping, pinching or twisting of the wrist. The force required to activate controls shall be no greater than 5 pounds of force.

Citation:

1991 ADAS Section: 4.27.4

Conceptual Budget Estimate:

$1,000.00

Possible Solution:

Replace dispenser.

Barrier Priority:

Priority 4 (4):



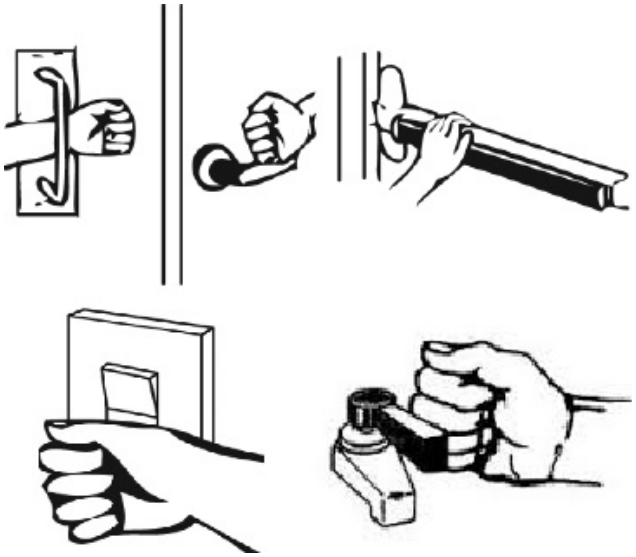

Barrier: 56 Additional Barrier Photos



Interior Elements: 123 - Meeting Room

Barrier: 57

The light switch receptacle is greater than 48 inches above the finish floor.

Where a forward or side reach is unobstructed, the high reach shall be 48 inches maximum above the finished floor.

Citation:

1991 ADAS Section: 4.2.5

Conceptual Budget Estimate:

$500.00

Possible Solution:

Reinstall light switch.

Barrier Priority:

Priority 4 (4):



Barrier: 57 Additional Barrier Photos



Interior Elements: 123 - Meeting Room

Barrier: 58

The light switch receptacle is greater than 48 inches above the finish floor.

Where a forward or side reach is unobstructed, the high reach shall be 48 inches maximum above the finished floor.

Citation:

1991 ADAS Section: 4.2.5

Conceptual Budget Estimate:

$500.00

Possible Solution:

Reinstall light switch.

Barrier Priority:

Priority 4 (4):



Barrier: 58 Additional Barrier Photos



Interior Elements: 123 - Meeting Room

Barrier: 59

The door exceeds the maximum allowable opening force.

Interior doors shall have a maximum opening force of 5 pounds.

These forces do not apply to the force required to retract latch bolts or disengage other devices that hold the door or gate in a closed position.

Citation:

1991 ADAS Section: 4.13.11(2)

Conceptual Budget Estimate:

$200.00

Possible Solution:

Adjust spring tension and closer valves on the door closer.

Barrier Priority:

Priority 1 (1):





Interior Elements: 123 - Meeting Room

Barrier: 60

The door exceeds the maximum allowable opening force.

Interior doors shall have a maximum opening force of 5 pounds.

These forces do not apply to the force required to retract latch bolts or disengage other devices that hold the door or gate in a closed position.

Citation:

1991 ADAS Section: 4.13.11(2)

Conceptual Budget Estimate:

$200.00

Possible Solution:

Adjust spring tension and closer valves on the door closer.

Barrier Priority:

Priority 1 (1):





Site Accessibility Evaluation



Burleson Recreation Center (BRiCk)
550 NW Summercrest Blvd
Burleson, TX 76028
Accessibility Evaluation
Inspection Date: 01/15/2026

Prepared By

Kimley»Horn

(817) 335 - 6511
kimley-horn.com

Cost Summary Disclaimer

The following “Cost report" assigns conceptual budget estimates to each possible solution. The Kimley-Horn has no control over the cost of labor, materials, equipment, or over the Contractor's methods of determining prices or over competitive bidding or market conditions. Opinions of probable costs provided herein are based on the information known to Kimley-Horn at this time and represent only Kimley-Horn's judgment as a design professional familiar with the construction industry. These opinions of costs are for corrective actions and involve a single solution without extensive study, destructive testing, or design. Opinion of costs represent material and labor cost only and do not include other factors such as design, permitting, overhead, and contingencies. The Consultant cannot and does not guarantee that proposals, bids, or actual construction costs will not vary from its opinions of probable costs. If the Client wishes greater assurance as to the amount of any cost, it shall employ an independent cost estimator. Consultant's services required to bring costs within any limitation established by the Client will be paid for as Additional Services.

Standards Defined

Americans with Disabilities Act Standards (ADAS) issued under the Americans with Disabilities Act (ADA) apply to places of public accommodation, commercial facilities, and state and local government facilities in new construction, alterations, and additions. The ADA Standards are based on minimum guidelines set by the Access Board. The ADA standards are issued by the Department of Justice (DOJ) and the Department of Transportation (DOT) and apply to facilities covered by the ADA in new construction and alterations. DOJ’s standards apply to all facilities covered by the ADA, except public transportation facilities, which are subject to DOT’s standards. Both standards are very similar and are closely based on the Board’s ADA Accessibility Guidelines (ADAAG). However, each contains a few unique provisions.

This facility was evaluated to the applicable ADA standards in effect at the time of the evaluation. State and local building codes under which the project was originally constructed are excluded from the evaluations. However, each element should be checked against current standards and codes at the time they are altered for compliance.

Building Barrier Priority

Physical barriers to access for buildings were assigned a barrier priority, which are defined in the table below. This barrier prioritization methodology was developed by the Consultant Team and is just one factor for the City of Burleson to consider in developing the Transition Plan implementation strategy (see **Section 5.2 Implementation Schedule** in the Transition Plan for more information).

Barrier Priority	Criteria
1	Accessible approach and entrance.
2	Access to goods and services.
3	Access to public toilet rooms.
4	Access to other items such as water fountains and public telephones.
5	Fully compliant with a previous standard (safe-harbored) but will need to be brought into compliance with a current standard if altered.

Conceptual Budget Estimate Summary

Room / Area	Barrier Count	Conceptual Budget Estimate
Parking	6	$ 6,500
100B - Exit	2	$ 1,200
102B - Lobby	2	$ 400
110B - Babysitting Area	1	$ 200
117A - Party Room	4	$ 4,200
118C - Natatorium	6	$ 2,300
128A - Family Changing Room	4	$ 1,600
134A - Elevator	2	$ 48,000
139A - Women's Lockers	1	$ 700
140A - Women's Restroom	1	$ 500
143A - Men's Showers	2	$ 1,100
144A - Men's Restroom	3	$ 6,500
145A - Men's Lockers	1	$ 700
151A - Court Gymnasium	5	$ 1,600
Men's Restroom	2	$ 900
Women's Restroom	1	$ 700
117B - Meeting Room B	4	$ 4,000
131 - Corridor	3	$ 1,100
210C - Spinning Area	3	$ 1,000
213C - General Fitness	4	$ 6,300
221B - Restroom	3	$ 1,200
222B - Restroom	3	$ 1,200
223B - Unfinished Area	1	$ 400
163A - Stair	1	$ 200
Total	**65**	**$ 92,500**

Barriers 4

Exterior Elements 4

Parking 4

Level 1 15

100B - Exit 15

102B - Lobby 19

110B - Babysitting Area 21

117A - Party Room 22

118C - Natatorium 30

128A - Family Changing Room 39

134A - Elevator 46

139A - Women's Lockers 49

140A - Women's Restroom 51

143A - Men's Showers 52

144A - Men's Restroom 56

145A - Men's Lockers 61

151A - Court Gymnasium 63

Men's Restroom 71

Women's Restroom 74

117B - Meeting Room B 76

131 - Corridor 83

Level 2 89

210C - Spinning Area 89

213C - General Fitness 93

221B - Restroom 101

222B - Restroom 106

223B - Unfinished Area 111

Stairs 112

163A - Stair 112

Exterior Elements: Parking

Barrier: 1

The access aisle is not a minimum 5 feet wide.

An accessible parking space access aisle must be a minimum of 5 feet wide measured from centerline to centerline.

Where the access aisle is not adjacent to another parking space or access aisle, measurements shall be permitted to include the full width of the line defining the access aisle.

Citation:

1991 ADAS Section: 4.1.2(5)(a)

Conceptual Budget Estimate:

$500.00

Possible Solution:

Restripe access aisle.

Barrier Priority:

Priority 1 (1):



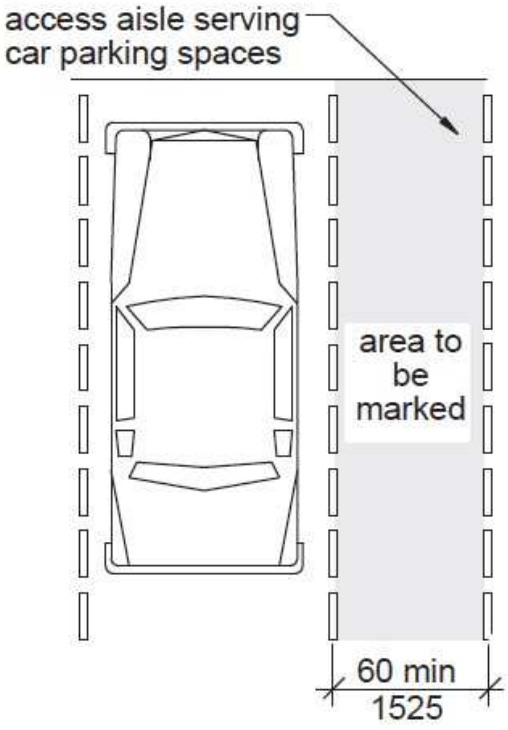

Barrier: 1 Additional Barrier Photos



Exterior Elements: Parking

Barrier: 2

The parking space contains abrupt edges and surface irregularities over a 1/4 inch vertical.

Parking spaces and access aisles serving them shall be stable, firm, and slip resistant. Access aisles shall be at the same level as the parking spaces they serve. Changes in level are not permitted and shall not be sloped steeper than 2% in any direction.

Citation:

1991 ADAS Section: 4.6.3

Conceptual Budget Estimate:

$1,400.00

Possible Solution:

Repave and restripe.

Barrier Priority:

Priority 1 (1):



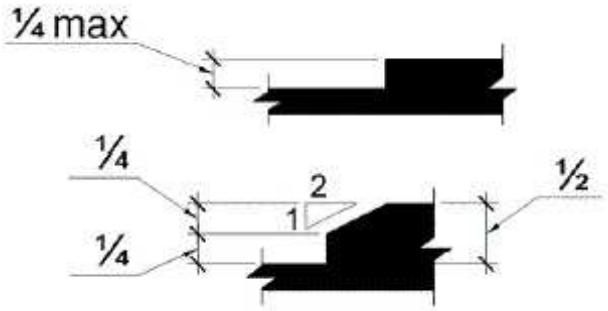

Barrier: 2 Additional Barrier Photos



Exterior Elements: Parking

Barrier: 3

The element is not accessible because it does not allow a forward or side approach.

This element must be on an accessible route of travel that is 36 inches wide minimum and provides a 30 inch by 48 inch clear floor space that allows a side or forward approach.

Citation:

1991 ADAS Section: 4.2.4.1

Conceptual Budget Estimate:

$700.00

Possible Solution:

Provide accessible route to the bench.

Barrier Priority:

Priority 4 (4):



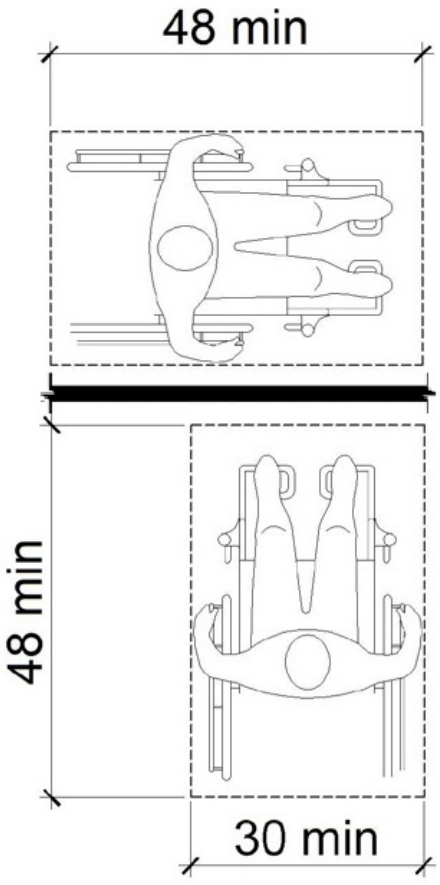

Exterior Elements: Parking

Barrier: 4

The accessible path of travel has cross slopes greater than 2%.

Surface cross slopes shall not exceed one unit vertical in 48 units horizontal (2-percent slope). When the slope in the direction of travel of any walk exceeds 1 unit vertical in 20 units horizontal (5-percent slope), it must be constructed as a ramp.

Citation:

1991 ADAS Section: 4.3.7

Conceptual Budget Estimate:

$1,300.00

Possible Solution:

Resurface concrete to correct cross slope.

Barrier Priority:

Priority 1 (1):



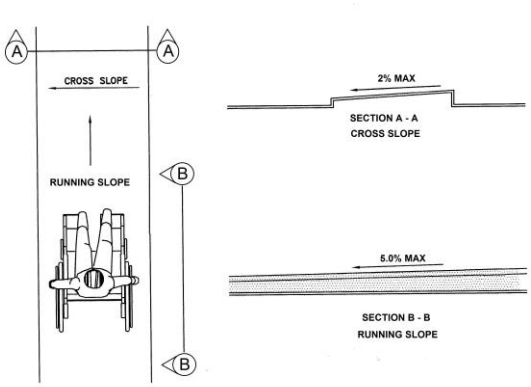

Barrier: 4 Additional Barrier Photos



Exterior Elements: Parking

Barrier: 5

The walkway contains abrupt vertical edges and/or variations over 1/4 inch.

1/4 inch is the maximum vertical rise. Changes in level between 1/4 inch and 1/2 inch must be beveled at 1:2 or less.

Changes in level greater than 1/2 inch must be by way of a ramp.

Citation:

1991 ADAS Section: 4.5.2

Conceptual Budget Estimate:

$1,300.00

Possible Solution:

Remove excessive changes in level.

Barrier Priority:

Priority 1 (1):



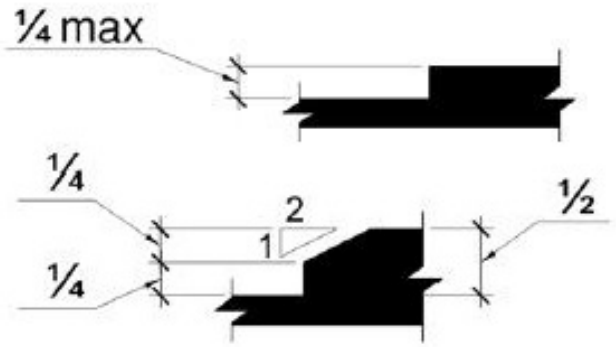

Barrier: 5 Additional Barrier Photos





Exterior Elements: Parking

Barrier: 6

The walkway contains abrupt vertical edges and/or variations over 1/4 inch.

1/4 inch is the maximum vertical rise. Changes in level between 1/4 inch and 1/2 inch must be beveled at 1:2 or less.

Changes in level greater than 1/2 inch must be by way of a ramp.

Citation:

1991 ADAS Section: 4.5.2

Conceptual Budget Estimate:

$1,300.00

Possible Solution:

Remove excessive changes in level.

Barrier Priority:

Priority 1 (1):



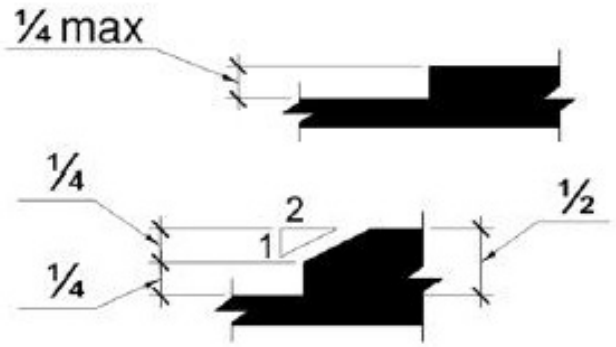

Barrier: 6 Additional Barrier Photos



Level 1: 100B - Exit

Barrier: 7

The clear floor space only allows for a forward approach and the element is out of reach range.

Where a forward reach is unobstructed, the high forward reach shall be 48 inches maximum and the low forward reach shall be 15 inches minimum above the finish floor or ground.

Citation:

1991 ADAS Section: 4.2.5

Conceptual Budget Estimate:

$600.00

Possible Solution:

Reinstall element.

Barrier Priority:

Priority 4 (4):



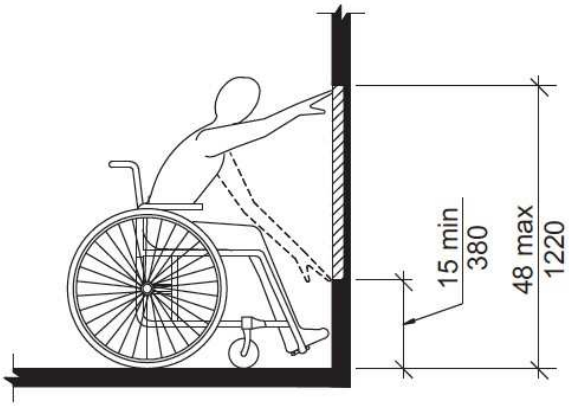

Barrier: 7 Additional Barrier Photos



Level 1: 100B - Exit

Barrier: 8

The clear floor space only allows for a forward approach and the element is out of reach range.

Where a forward reach is unobstructed, the high forward reach shall be 48 inches maximum and the low forward reach shall be 15 inches minimum above the finish floor or ground.

Citation:

1991 ADAS Section: 4.2.5

Conceptual Budget Estimate:

$600.00

Possible Solution:

Reinstall element.

Barrier Priority:

Priority 4 (4):



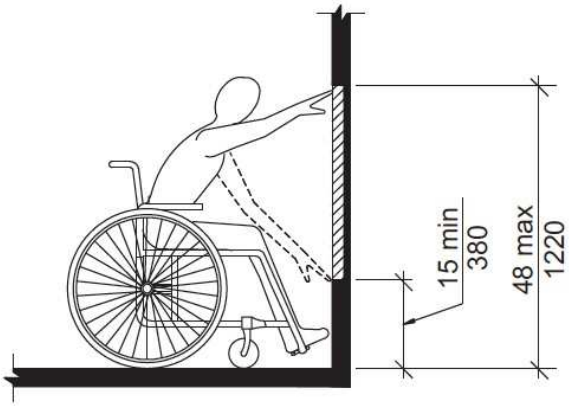

Barrier: 8 Additional Barrier Photos



Level 1: 102B - Lobby

Barrier: 9

The door exceeds the maximum allowable opening force.

Interior doors shall have a maximum opening force of 5 pounds.

These forces do not apply to the force required to retract latch bolts or disengage other devices that hold the door or gate in a closed position.

Citation:

1991 ADAS Section: 4.13.11(2)

Conceptual Budget Estimate:

$200.00

Possible Solution:

Adjust spring tension and closer valves on the door closer.

Barrier Priority:

Priority 1 (1):





Level 1: 102B - Lobby

Barrier: 10

The water flow does not meet minimum height requirements.

The spouts of drinking fountains and water coolers shall be at the front of the unit and shall direct the water flow in a trajectory that is parallel or nearly parallel to the front of the unit. The spout shall provide a flow of water at least 4 in high so as to allow the insertion of a cup or glass under the flow of water. On an accessible drinking fountain with a round or oval bowl, the spout must be positioned so the flow of water is within 3 in of the front edge of the fountain.

Citation:

1991 ADAS Section: 4.15.3

Conceptual Budget Estimate:

$200.00

Possible Solution:

Adjust water flow.

Barrier Priority:

Priority 4 (4):



Level 1: 110B - Babysitting Area

Barrier: 11

The door exceeds the maximum allowable opening force.

Interior doors shall have a maximum opening force of 5 pounds.

These forces do not apply to the force required to retract latch bolts or disengage other devices that hold the door or gate in a closed position.

Citation:

1991 ADAS Section: 4.13.11(2)

Conceptual Budget Estimate:

$200.00

Possible Solution:

Adjust spring tension and closer valves on the door closer.

Barrier Priority:

Priority 1 (1):





Level 1: 117A - Party Room

Barrier: 12

The top of the sink is above the allowable height requirement.

Sinks shall be installed with the front of the higher of the rim or counter surface 34 inches maximum above the finish floor or ground.

Citation:

1991 ADAS Section: 4.24.2

Conceptual Budget Estimate:

$2,700.00

Possible Solution:

Reinstall sink to compliant height.

Barrier Priority:

Priority 4 (4):



Barrier: 12 Additional Barrier Photos



Level 1: 117A - Party Room

Barrier: 13

The knee clearance is not a minimum of 27 inches above the finished floor.

The knee clearance shall be 11 inches deep minimum at 9 inches above the finish floor or ground, and 8 inches deep minimum at 27 inches above the finish floor or ground and 30 inches wide minimum.

Between 9 inches and 27 inches above the finish floor or ground, the knee clearance shall be permitted to reduce at a rate of 1 inch in depth for each 6 inches in height.

Citation:

1991 ADAS Section: 4.2.4.1

Conceptual Budget Estimate:

$500.00

Possible Solution:

Reinstall lavatory shield to provide compliant clearance.

Barrier Priority:

Priority 4 (4):



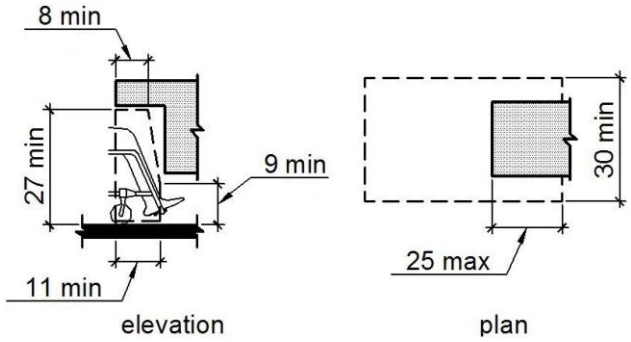

Barrier: 13 Additional Barrier Photos



Level 1: 117A - Party Room

Barrier: 14

The element is out of the reach range for a side approach because the obstruction is greater than 24 inches in depth.

Where a clear floor or ground space allows a parallel approach to an element and the high side reach is over an obstruction, the height of the obstruction shall be 34 inches maximum and the depth of the obstruction shall be 24 inches maximum in depth. Where the reach depth exceeds 10 inches, and is 24 inches or less the high side reach shall be 46 inches maximum.

Citation:

1991 ADAS Section: 4.2.6

Conceptual Budget Estimate:

$500.00

Possible Solution:

Reinstall within compliant reach range.

Barrier Priority:

Priority 4 (4):



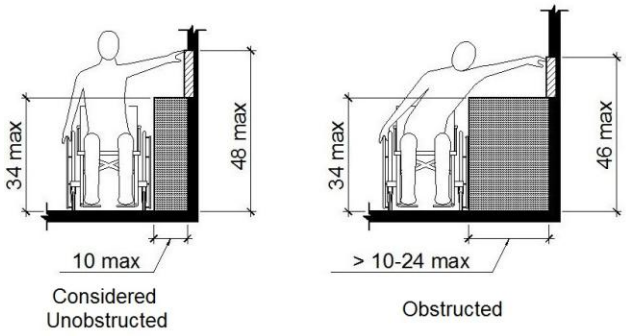

Barrier: 14 Additional Barrier Photos





Level 1: 117A - Party Room

Barrier: 15

The television protrudes more than 4 inches into the circulation path.

Wall-mounted objects that have leading edges between 27 inches and 80 inches from the floor must not protrude more than 4 inches into the circulation path. Protruding objects that extend to the floor or within 27 inches of the floor are cane detectable and are therefore not hazardous. Where it is necessary or desirable to have objects protrude from the wall, a manner of cane detection must be provided.

Citation:

1991 ADAS Section: 4.4.1

Conceptual Budget Estimate:

$500.00

Possible Solution:

Relocate element out of circulation path.

Barrier Priority:

Priority 1 (1):



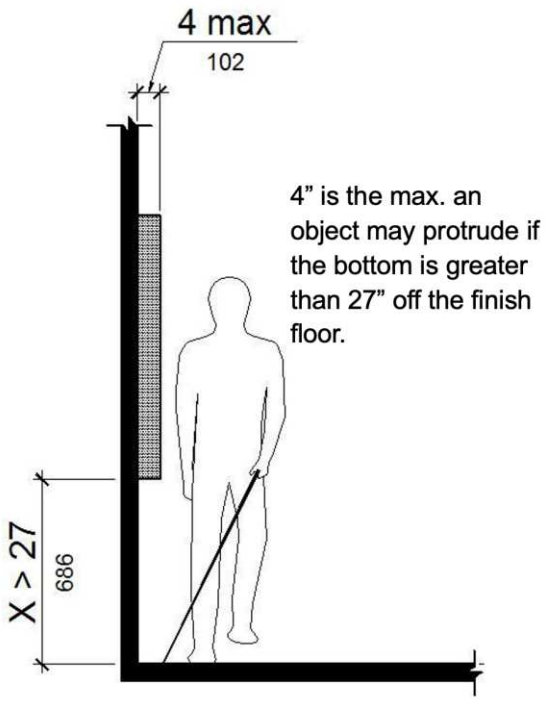

Barrier: 15 Additional Barrier Photos



Level 1: 118C - Natatorium

Barrier: 16

The tactile EXIT sign is missing at the door.

Wall signs identifying exits shall have characters raised 1/32 inch minimum and shall be uppercase characters a minimum of 5/8 inch and a maximum of 2 inches high. Braille shall be placed directly below the tactile characters; flush left or centered. Signs shall be located a minimum of 48 inches above the floor, measured from the baseline of the lowest tactile characters and 60 inches maximum above the finish floor or ground surface, measured from the baseline of the highest tactile characters.

Where a tactile sign is provided at a door, the sign shall be located on the latch side. Where a tactile sign is provided at double doors the sign shall be located to the right of the right-hand door. Where there is no wall space at the latch side of a single door or at the right side of double doors, signs shall be located on the nearest adjacent wall.

Citation:

1991 ADAS Section: 4.30.6 , 4.1.2(7)

Conceptual Budget Estimate:

$300.00

Possible Solution:

Install compliant signage.

Barrier Priority:

Priority 1 (1):





Level 1: 118C - Natatorium

Barrier: 17

The tactile EXIT sign is missing at the door.

Wall signs identifying exits shall have characters raised 1/32 inch minimum and shall be uppercase characters a minimum of 5/8 inch and a maximum of 2 inches high. Braille shall be placed directly below the tactile characters; flush left or centered. Signs shall be located a minimum of 48 inches above the floor, measured from the baseline of the lowest tactile characters and 60 inches maximum above the finish floor or ground surface, measured from the baseline of the highest tactile characters.

Where a tactile sign is provided at a door, the sign shall be located on the latch side. Where a tactile sign is provided at double doors the sign shall be located to the right of the right-hand door. Where there is no wall space at the latch side of a single door or at the right side of double doors, signs shall be located on the nearest adjacent wall.

Citation:

1991 ADAS Section: 4.30.6 , 4.1.2(7)

Conceptual Budget Estimate:

$300.00

Possible Solution:

Install compliant signage.

Barrier Priority:

Priority 1 (1):





Level 1: 118C - Natatorium

Barrier: 18

The telephone box projects into the headroom clearance in the circulation path.

Wall-mounted objects that have leading edges between 27 inches and 80 inches from the floor must not project more than 4 inches into the circulation path. Protruding objects that extend to the floor or within 27 inches of the floor are cane detectable and are therefore not hazardous. Where it is necessary or desirable to have objects protrude from the wall, a manner of cane detection must be provided.

Citation:

1991 ADAS Section: 4.4.1

Conceptual Budget Estimate:

$500.00

Possible Solution:

Relocate element out of circulation path.

Barrier Priority:

Priority 1 (1):



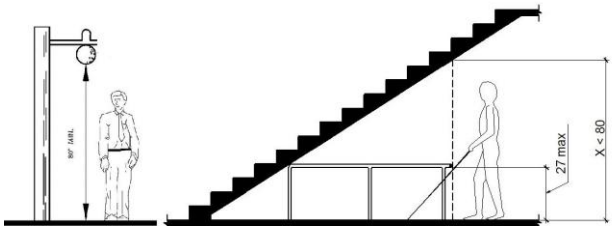

Barrier: 18 Additional Barrier Photos



Level 1: 118C - Natatorium

Barrier: 19

The sign is missing the required Braille.

Interior and exterior signs identifying permanent rooms and spaces shall comply with requirements for Signs including Raised Characters, Braille, and Visual Characters.

Braille shall be positioned below the corresponding text. If text is multi-lined, braille shall be placed below the entire text. Braille shall be separated 3/8 inch minimum from any other tactile characters and 3/8 inch minimum from raised borders and decorative elements.

Citation:

1991 ADAS Section: 4.30.4

Conceptual Budget Estimate:

$300.00

Possible Solution:

Install compliant signage.

Barrier Priority:

Priority 1 (1):



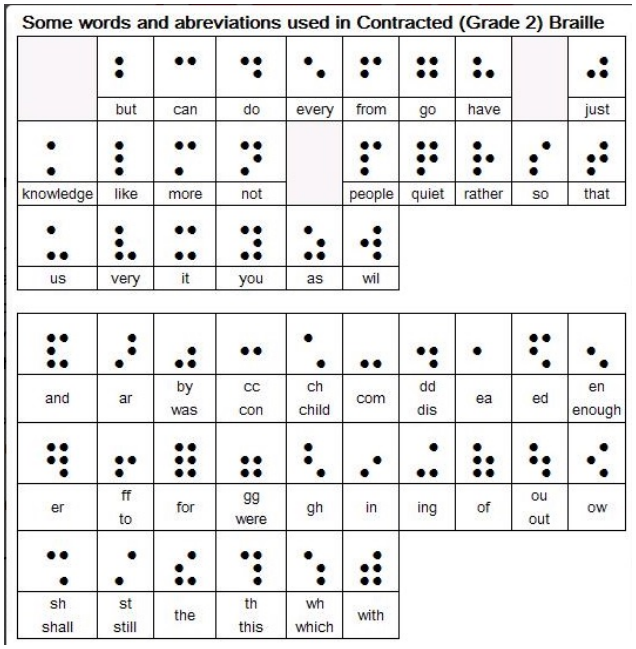

Barrier: 19 Additional Barrier Photos



Level 1: 118C - Natatorium

Barrier: 20

The tactile EXIT sign is missing at the door.

Wall signs identifying exits shall have characters raised 1/32 inch minimum and shall be uppercase characters a minimum of 5/8 inch and a maximum of 2 inches high. Braille shall be placed directly below the tactile characters; flush left or centered. Signs shall be located a minimum of 48 inches above the floor, measured from the baseline of the lowest tactile characters and 60 inches maximum above the finish floor or ground surface, measured from the baseline of the highest tactile characters.

Where a tactile sign is provided at a door, the sign shall be located on the latch side. Where a tactile sign is provided at double doors the sign shall be located to the right of the right-hand door. Where there is no wall space at the latch side of a single door or at the right side of double doors, signs shall be located on the nearest adjacent wall.

Citation:

1991 ADAS Section: 4.30.6 , 4.1.2(7)

Conceptual Budget Estimate:

$300.00

Possible Solution:

Install compliant signage.

Barrier Priority:

Priority 1 (1):





Level 1: 118C - Natatorium

Barrier: 21

The clear floor space only allows for a forward approach and the element is out of reach range.

Where a forward reach is unobstructed, the high forward reach shall be 48 inches maximum and the low forward reach shall be 15 inches minimum above the finish floor or ground.

Citation:

1991 ADAS Section: 4.2.5

Conceptual Budget Estimate:

$600.00

Possible Solution:

Reinstall element.

Barrier Priority:

Priority 4 (4):



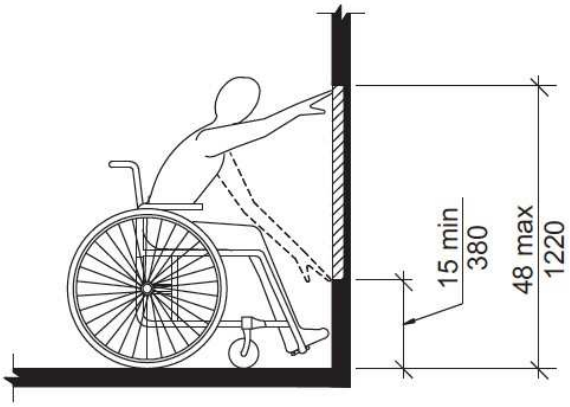

Barrier: 21 Additional Barrier Photos



Level 1: 128A - Family Changing Room

Barrier: 22

The rear grab bar does not extend adequately past the toilet on the wide side.

The rear grab bar must be a minimum of 36 inches long and extend from the centerline of the toilet 12 inches minimum on wall side and 24 inches minimum on the wide side.

Grab bars shall be installed in a horizontal position, 33 inches minimum and 36 inches maximum above the finish floor measured to the top of the gripping surface and the space between the grab bar and the top of the tank shall be 1-1/2 inches minimum.

Citation:

1991 ADAS Section: 4.17.6

Conceptual Budget Estimate:

$500.00

Possible Solution:

Reinstall grab bar at accessible location.

Barrier Priority:

Priority 3 (3):



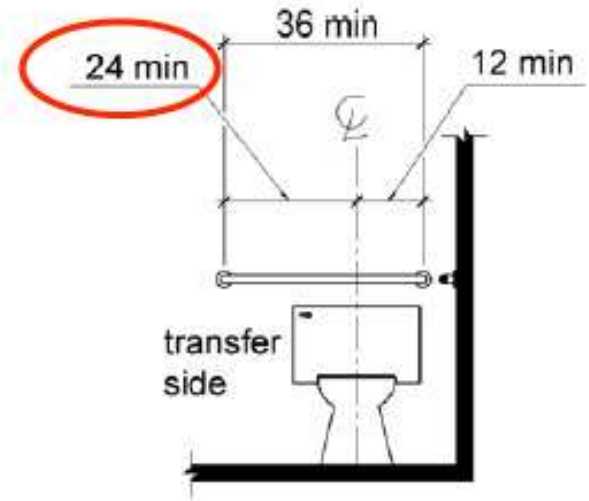

Barrier: 22 Additional Barrier Photos



Level 1: 128A - Family Changing Room

Barrier: 23

The seat is greater than 1 1/2 inches from back and side walls.

An L-shaped shower seat is shown extending the full depth of the stall. The seat shall be located 1-1/2 inches (38 mm) maximum from the back and side walls. The front of the seat (nearest to the opening) shall extend a maximum 16 inches (330 mm) from the wall. The end of the seat (opposite the shower opening) shall extend a maximum of 23 inches (582 mm) from the side wall and shall be a maximum of 15 inches (305 mm) deep measured from the back wall.

Citation:

1991 ADAS Section: 4.21.3

Conceptual Budget Estimate:

$600.00

Possible Solution:

Reinstall seat within compliant range.

Barrier Priority:

Priority 3 (3):



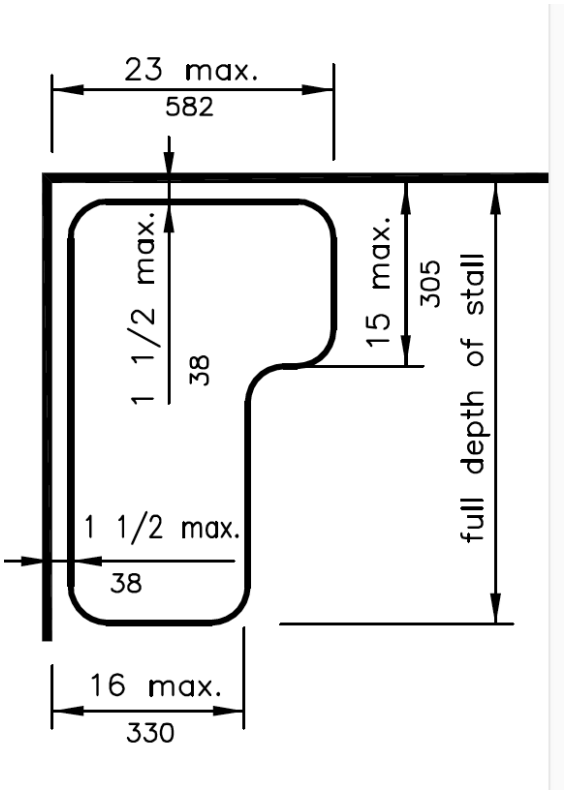

Barrier: 23 Additional Barrier Photos



Level 1: 128A - Family Changing Room

Barrier: 24

The door exceeds the maximum allowable opening force.

Interior doors shall have a maximum opening force of 5 pounds.

These forces do not apply to the force required to retract latch bolts or disengage other devices that hold the door or gate in a closed position.

Citation:

1991 ADAS Section: 4.13.11(2)

Conceptual Budget Estimate:

$200.00

Possible Solution:

Adjust spring tension and closer valves on the door closer.

Barrier Priority:

Priority 1 (1):





Level 1: 128A - Family Changing Room

Barrier: 25

The sign is missing the required Braille.

Interior and exterior signs identifying permanent rooms and spaces shall comply with requirements for Signs including Raised Characters, Braille, and Visual Characters.

Braille shall be positioned below the corresponding text. If text is multi-lined, braille shall be placed below the entire text. Braille shall be separated 3/8 inch minimum from any other tactile characters and 3/8 inch minimum from raised borders and decorative elements.

Citation:

1991 ADAS Section: 4.30.4

Conceptual Budget Estimate:

$300.00

Possible Solution:

Install compliant signage.

Barrier Priority:

Priority 1 (1):



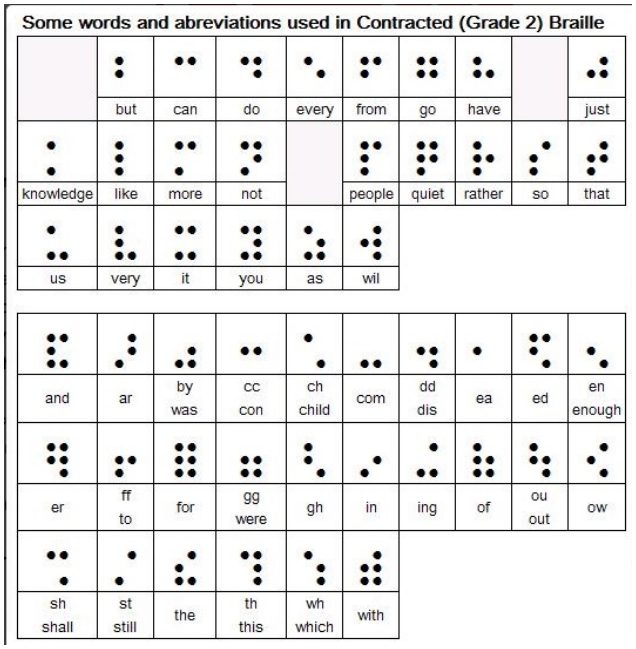

Barrier: 25 Additional Barrier Photos



Level 1: 134A - Elevator

Barrier: 26

The emergency control button are installed lower than 35 inches to from the floor to the centerline of the controls.

Emergency control buttons shall have their centerlines 35 inches minimum above the finish floor.

Citation:

1991 ADAS Section: 4.10.12(3)

Conceptual Budget Estimate:

$24,000.00

Possible Solution:

Remove and install compliant emergency control buttons.

Barrier Priority:

Priority 1 (1):



Barrier: 26 Additional Barrier Photos



Level 1: 134A - Elevator

Barrier: 27

The emergency control buttons are not grouped together.

Emergency controls, including the emergency alarm, shall be grouped at the bottom of the panel.

Citation:

1991 ADAS Section: 4.10.12(3)

Conceptual Budget Estimate:

$24,000.00

Possible Solution:

Remove and install compliant emergency control buttons.

Barrier Priority:

Priority 1 (1):



Level 1: 139A - Women's Lockers

Barrier: 28

The element is not accessible because it requires tight grasping, pinching or twisting of the wrist.

Controls and operating mechanisms shall be operable with one hand and shall not require tight grasping, pinching or twisting of the wrist. The force required to activate controls shall be no greater than 5 pounds of force.

Citation:

1991 ADAS Section: 4.27.4

Conceptual Budget Estimate:

$700.00

Possible Solution:

Install compliant locker handles.

Barrier Priority:

Priority 2 (2):



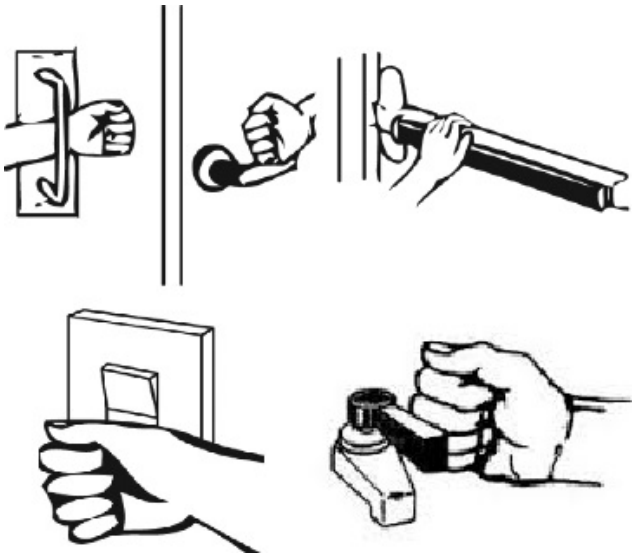

Barrier: 28 Additional Barrier Photos



Level 1: 140A - Women's Restroom

Barrier: 29

The ambulatory compartment door is not self closing.

The door to the ambulatory stall shall be self-closing. A door pull shall be placed on both sides of the door near the latch. Toilet compartment doors shall not swing into the minimum required compartment area.

Citation:

1991 ADAS Section: 4.22.4

Conceptual Budget Estimate:

$500.00

Possible Solution:

Install auto-closer on door.

Barrier Priority:

Priority 3 (3):



Level 1: 143A - Men's Showers

Barrier: 30

The shower controls are not located within the allowable height range.

Faucets and other controls shall be located as shown in Fig. 37. In shower stalls 36 in by 36 in, all controls, faucets, and the shower unit shall be mounted on the side wall opposite the seat.

In transfer type showers controls shall be placed in an area between 38-48 inches above the floor. The controls and spray unit shall be within 18 inches of the front of the shower.

In roll-in shower controls shall be placed in an area between 38-48 inches above the floor. Controls shall be located on the back wall 27 inches from the side wall. The shower head and control area may be located on the back wall or on either side wall.

Citation:

1991 ADAS Section: 4.21.5

Conceptual Budget Estimate:

$600.00

Possible Solution:

Reinstall shower controls.

Barrier Priority:

Priority 3 (3):



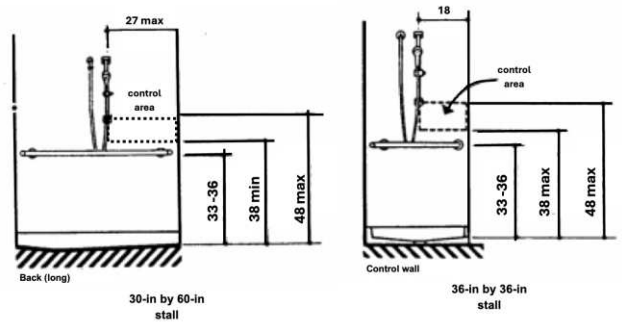

Barrier: 30 Additional Barrier Photos



Level 1: 143A - Men's Showers

Barrier: 31

The ambulatory compartment door is not self closing.

The door to the ambulatory stall shall be self-closing. A door pull shall be placed on both sides of the door near the latch. Toilet compartment doors shall not swing into the minimum required compartment area.

Citation:

1991 ADAS Section: 4.22.4

Conceptual Budget Estimate:

$500.00

Possible Solution:

Install auto-closer on door.

Barrier Priority:

Priority 3 (3):



Barrier: 31 Additional Barrier Photos



Level 1: 144A - Men's Restroom

Barrier: 32

The compartment door is not self-closing.

The water closet compartment shall be equipped with a door that has an automatic- closing device, and shall have a clear, unobstructed opening width of 32 inches when located at the end and 34 inches when located at the side with the door positioned at an angle of 90 degrees from its closed position.

Citation:

1991 ADAS Section: 4.17.5

Conceptual Budget Estimate:

$500.00

Possible Solution:

Install auto-closer on door.

Barrier Priority:

Priority 3 (3):



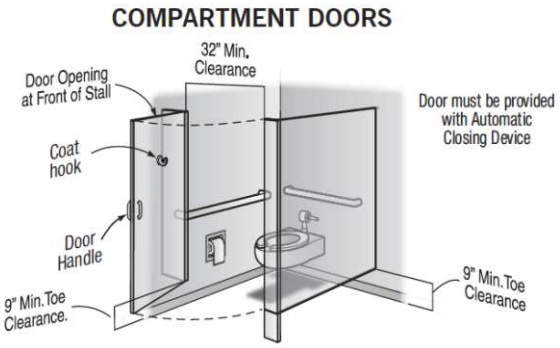

Level 1: 144A - Men's Restroom

Barrier: 33

The toilet is not located correctly from the side wall or partition.

The centerline of the toilet must be 18 inches from the side wall.

Citation:

1991 ADAS Section: 4.16.2

Conceptual Budget Estimate:

$3,300.00

Possible Solution:

Remove and reinstall toilet.

Barrier Priority:

Priority 3 (3):



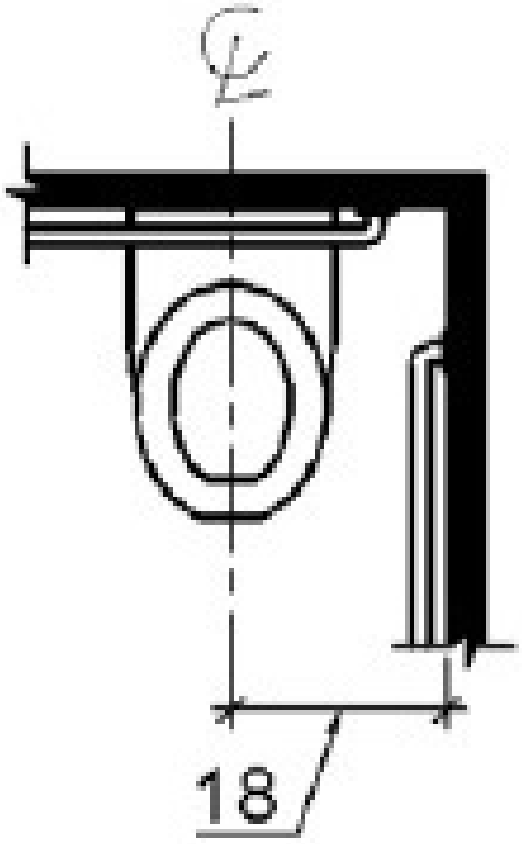

Barrier: 33 Additional Barrier Photos





Level 1: 144A - Men's Restroom

Barrier: 34

The top rim of the lavatory is too high.

All lavatories that are designated to be accessible shall be a minimum 17 inches in horizontal depth and mounted with the rim or counter edge no higher than 34 inches above the finished floor.

Citation:

1991 ADAS Section: 4.19.2

Conceptual Budget Estimate:

$2,700.00

Possible Solution:

Lower sink to compliant height.

Barrier Priority:

Priority 3 (3):



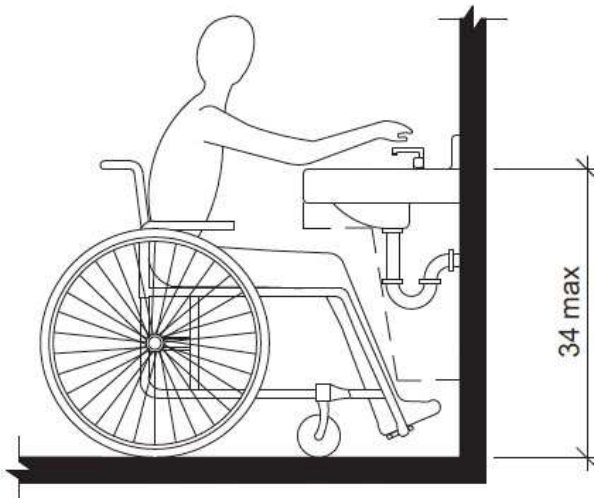

Barrier: 34 Additional Barrier Photos



Level 1: 145A - Men's Lockers

Barrier: 35

The element is not accessible because it requires tight grasping, pinching or twisting of the wrist.

Controls and operating mechanisms shall be operable with one hand and shall not require tight grasping, pinching or twisting of the wrist. The force required to activate controls shall be no greater than 5 pounds of force.

Citation:

1991 ADAS Section: 4.27.4

Conceptual Budget Estimate:

$700.00

Possible Solution:

Install compliant locker handles.

Barrier Priority:

Priority 2 (2):



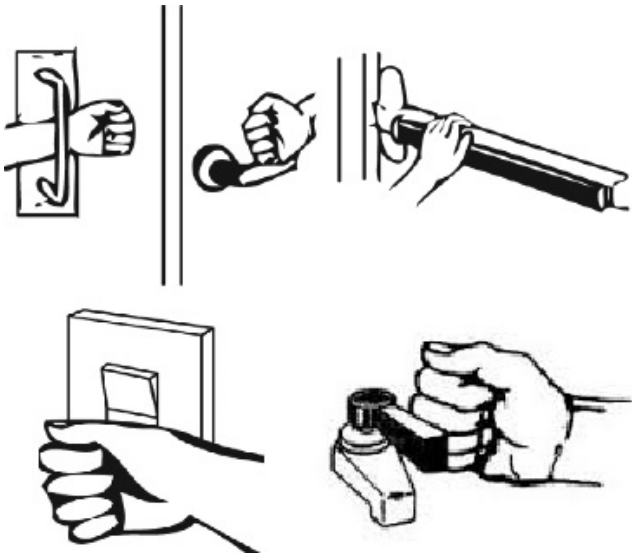

Barrier: 35 Additional Barrier Photos





Level 1: 151A - Court Gymnasium

Barrier: 36

The water flow does not meet minimum height requirements.

The spouts of drinking fountains and water coolers shall be at the front of the unit and shall direct the water flow in a trajectory that is parallel or nearly parallel to the front of the unit. The spout shall provide a flow of water at least 4 in high so as to allow the insertion of a cup or glass under the flow of water. On an accessible drinking fountain with a round or oval bowl, the spout must be positioned so the flow of water is within 3 in of the front edge of the fountain.

Citation:

1991 ADAS Section: 4.15.3

Conceptual Budget Estimate:

$200.00

Possible Solution:

Adjust water flow.

Barrier Priority:

Priority 4 (4):



Barrier: 36 Additional Barrier Photos



Level 1: 151A - Court Gymnasium

Barrier: 37

The door exceeds the maximum allowable opening force.

Interior doors shall have a maximum opening force of 5 pounds.

These forces do not apply to the force required to retract latch bolts or disengage other devices that hold the door or gate in a closed position.

Citation:

1991 ADAS Section: 4.13.11(2)

Conceptual Budget Estimate:

$400.00

Possible Solution:

Adjust spring tension and closer valves on the door closer.

Barrier Priority:

Priority 1 (1):





Level 1: 151A - Court Gymnasium

Barrier: 38

The door exceeds the maximum allowable opening force.

Interior doors shall have a maximum opening force of 5 pounds.

These forces do not apply to the force required to retract latch bolts or disengage other devices that hold the door or gate in a closed position.

Citation:

1991 ADAS Section: 4.13.11(2)

Conceptual Budget Estimate:

$400.00

Possible Solution:

Adjust spring tension and closer valves on the door closer.

Barrier Priority:

Priority 1 (1):





Level 1: 151A - Court Gymnasium

Barrier: 39

The sign is missing the required Braille.

Interior and exterior signs identifying permanent rooms and spaces shall comply with requirements for Signs including Raised Characters, Braille, and Visual Characters.

Braille shall be positioned below the corresponding text. If text is multi-lined, braille shall be placed below the entire text. Braille shall be separated 3/8 inch minimum from any other tactile characters and 3/8 inch minimum from raised borders and decorative elements.

Citation:

1991 ADAS Section: 4.30.4

Conceptual Budget Estimate:

$300.00

Possible Solution:

Install compliant signage.

Barrier Priority:

Priority 1 (1):



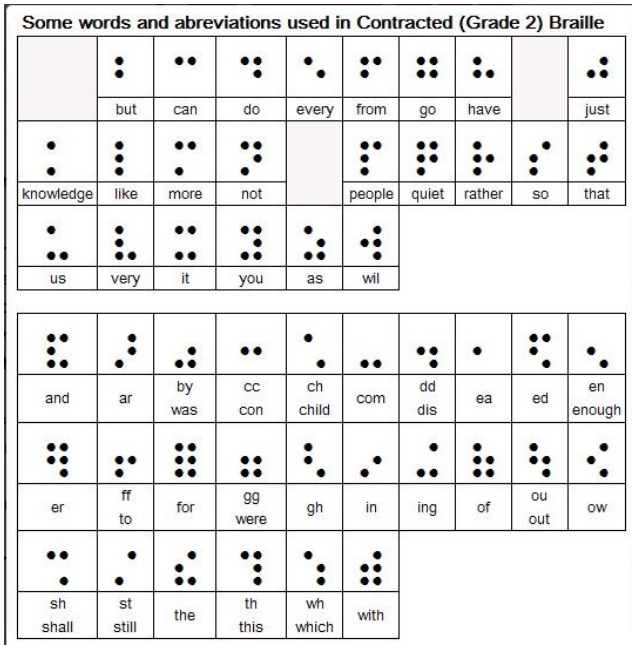

Barrier: 39 Additional Barrier Photos



Level 1: 151A - Court Gymnasium

Barrier: 40

The sign is missing the required Braille.

Interior and exterior signs identifying permanent rooms and spaces shall comply with requirements for Signs including Raised Characters, Braille, and Visual Characters.

Braille shall be positioned below the corresponding text. If text is multi-lined, braille shall be placed below the entire text. Braille shall be separated 3/8 inch minimum from any other tactile characters and 3/8 inch minimum from raised borders and decorative elements.

Citation:

1991 ADAS Section: 4.30.4

Conceptual Budget Estimate:

$300.00

Possible Solution:

Install compliant signage.

Barrier Priority:

Priority 1 (1):



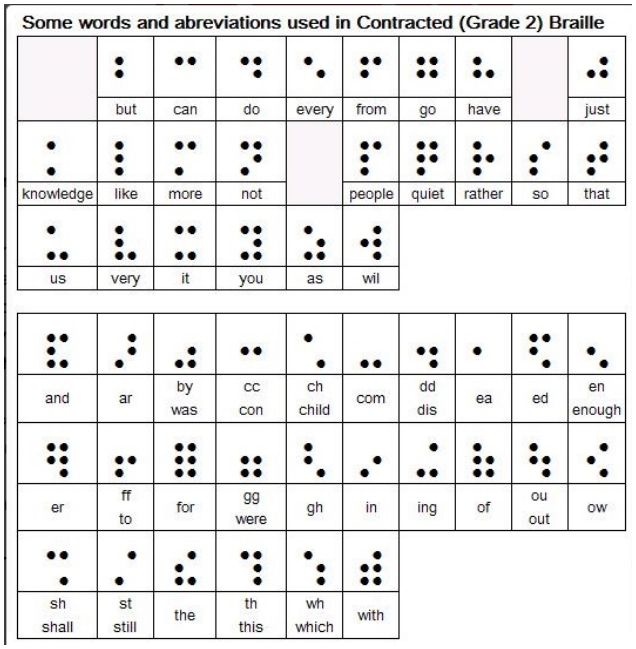

Barrier: 40 Additional Barrier Photos



Level 1: Men's Restroom

Barrier: 41

The rear grab bar is too close to the toilet flushometer.

Grab bars shall be installed in a horizontal position, 33 inches minimum and 36 inches maximum above the finish floor measured to the top of the gripping surface and the space between the grab bar and the top of the tank shall be 1-1/2 inches minimum.

Citation:

1991 ADAS Section: 4.17.6

Conceptual Budget Estimate:

$700.00

Possible Solution:

Reinstall grab bar at accessible location.

Barrier Priority:

Priority 3 (3):



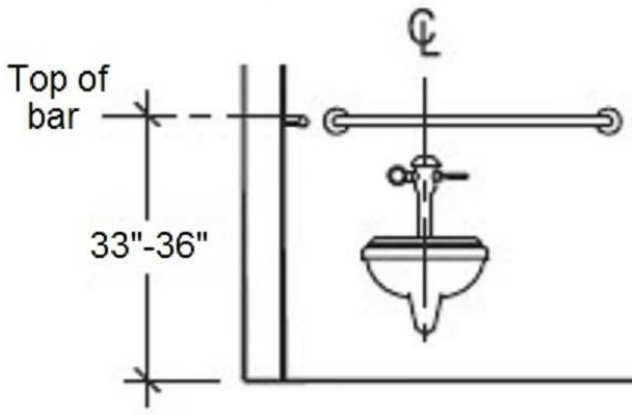

Barrier: 41 Additional Barrier Photos



Level 1: Men's Restroom

Barrier: 42

The door exceeds the maximum allowable opening force.

Interior doors shall have a maximum opening force of 5 pounds.

These forces do not apply to the force required to retract latch bolts or disengage other devices that hold the door or gate in a closed position.

Citation:

1991 ADAS Section: 4.13.11(2)

Conceptual Budget Estimate:

$200.00

Possible Solution:

Adjust spring tension and closer valves on the door closer.

Barrier Priority:

Priority 1 (1):





Level 1: Women's Restroom

Barrier: 43

The rear grab bar is too close to the toilet flushometer.

Grab bars shall be installed in a horizontal position, 33 inches minimum and 36 inches maximum above the finish floor measured to the top of the gripping surface and the space between the grab bar and the top of the tank shall be 1-1/2 inches minimum.

Citation:

1991 ADAS Section: 4.17.6

Conceptual Budget Estimate:

$700.00

Possible Solution:

Reinstall grab bar at accessible location.

Barrier Priority:

Priority 3 (3):



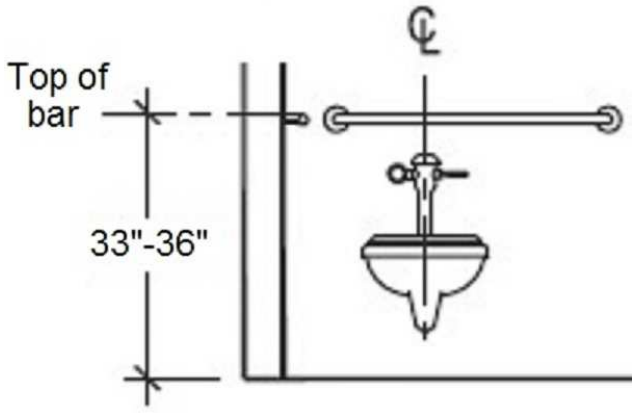

Barrier: 43 Additional Barrier Photos



Level 1: 117B - Meeting Room B

Barrier: 44

The element is out of the reach range for a side approach because the obstruction is greater than 24 inches in depth.

Where a clear floor or ground space allows a parallel approach to an element and the high side reach is over an obstruction, the height of the obstruction shall be 34 inches maximum and the depth of the obstruction shall be 24 inches maximum in depth. Where the reach depth exceeds 10 inches, and is 24 inches or less the high side reach shall be 46 inches maximum.

Citation:

1991 ADAS Section: 4.2.6

Conceptual Budget Estimate:

$500.00

Possible Solution:

Reinstall light switch.

Barrier Priority:

Priority 4 (4):



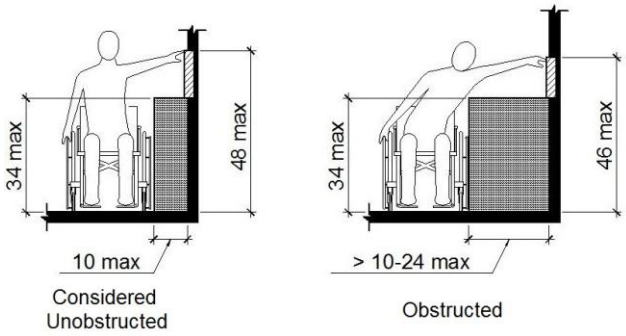

Barrier: 44 Additional Barrier Photos





Level 1: 117B - Meeting Room B

Barrier: 45

The top of the sink is above the allowable height requirement.

Sinks shall be installed with the front of the higher of the rim or counter surface 34 inches maximum above the finish floor or ground.

Citation:

1991 ADAS Section: 4.24.2

Conceptual Budget Estimate:

$2,700.00

Possible Solution:

Reinstall sink to compliant height.

Barrier Priority:

Priority 4 (4):



Barrier: 45 Additional Barrier Photos





Level 1: 117B - Meeting Room B

Barrier: 46

The knee clearance is not a minimum of 27 inches above the finished floor.

The knee clearance shall be 11 inches deep minimum at 9 inches above the finish floor or ground, and 8 inches deep minimum at 27 inches above the finish floor or ground and 30 inches wide minimum.

Between 9 inches and 27 inches above the finish floor or ground, the knee clearance shall be permitted to reduce at a rate of 1 inch in depth for each 6 inches in height.

Citation:

1991 ADAS Section: 4.2.4.1

Conceptual Budget Estimate:

$500.00

Possible Solution:

Reinstall lavatory shield to provide compliant clearance.

Barrier Priority:

Priority 4 (4):



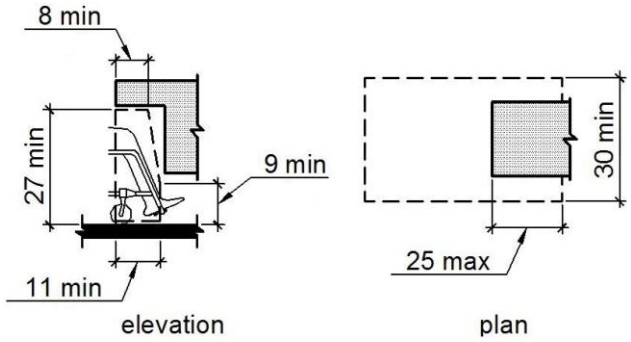

Barrier: 46 Additional Barrier Photos



Level 1: 117B - Meeting Room B

Barrier: 47

The tactile EXIT sign is missing at the door.

Wall signs identifying exits shall have characters raised 1/32 inch minimum and shall be uppercase characters a minimum of 5/8 inch and a maximum of 2 inches high. Braille shall be placed directly below the tactile characters; flush left or centered. Signs shall be located a minimum of 48 inches above the floor, measured from the baseline of the lowest tactile characters and 60 inches maximum above the finish floor or ground surface, measured from the baseline of the highest tactile characters.

Where a tactile sign is provided at a door, the sign shall be located on the latch side. Where a tactile sign is provided at double doors the sign shall be located to the right of the right-hand door. Where there is no wall space at the latch side of a single door or at the right side of double doors, signs shall be located on the nearest adjacent wall.

Citation:

1991 ADAS Section: 4.30.6 , 4.1.2(7)

Conceptual Budget Estimate:

$300.00

Possible Solution:

Install compliant signage.

Barrier Priority:

Priority 1 (1):





Level 1: 131 - Corridor

Barrier: 48

The light switch receptacle is greater than 48 inches above the finish floor.

Where a forward or side reach is unobstructed, the high reach shall be 48 inches maximum above the finished floor.

Citation:

1991 ADAS Section: 4.2.5

Conceptual Budget Estimate:

$500.00

Possible Solution:

Reinstall light switch.

Barrier Priority:

Priority 4 (4):



Barrier: 48 Additional Barrier Photos



Level 1: 131 - Corridor

Barrier: 49

Braille on wall sign is damaged and/or missing.

Letters and numerals shall be raised 1/32 in, upper case, sans serif or simple serif type and shall be accompanied with Grade 2 Braille. Raised characters shall be at least 5/8 in (16 mm) high, but no higher than 2 in (50 mm). Pictograms shall be accompanied by the equivalent verbal description placed directly below the pictogram. The border dimension of the pictogram shall be 6 in (152 mm) minimum in height.

Citation:

1991 ADAS Section: 4.30.4

Conceptual Budget Estimate:

$300.00

Possible Solution:

Remove and install compliant signage.

Barrier Priority:

Priority 1 (1):



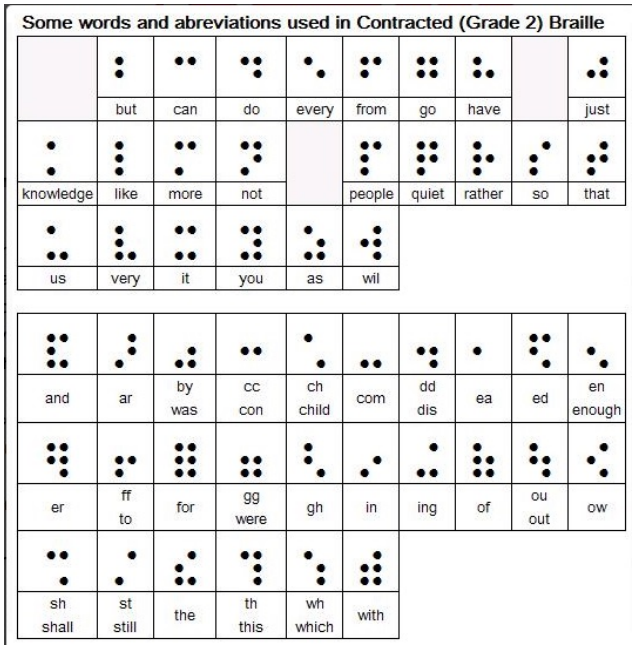

Barrier: 49 Additional Barrier Photos

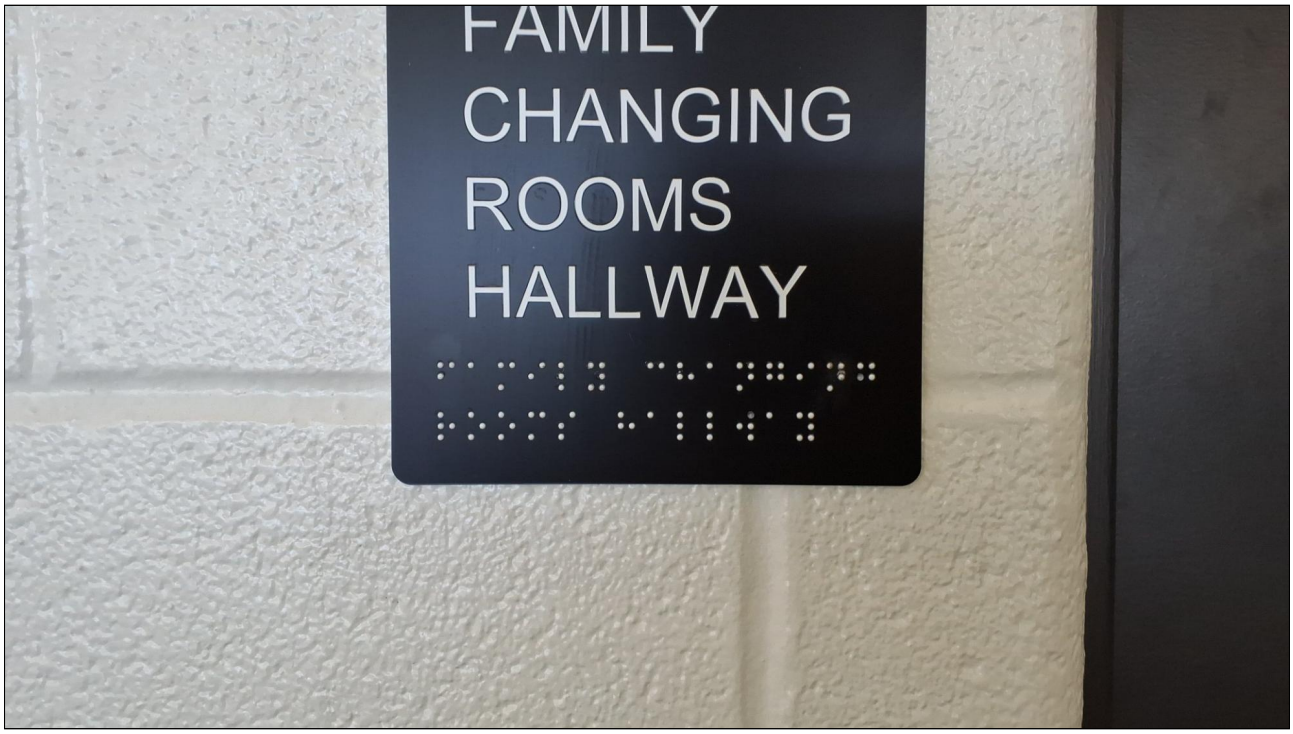

Level 1: 131 - Corridor

Barrier: 50

Braille on wall sign is damaged and/or missing.

Letters and numerals shall be raised 1/32 in, upper case, sans serif or simple serif type and shall be accompanied with Grade 2 Braille. Raised characters shall be at least 5/8 in (16 mm) high, but no higher than 2 in (50 mm). Pictograms shall be accompanied by the equivalent verbal description placed directly below the pictogram. The border dimension of the pictogram shall be 6 in (152 mm) minimum in height.

Citation:

1991 ADAS Section: 4.30.4

Conceptual Budget Estimate:

$300.00

Possible Solution:

Install compliant signage.

Barrier Priority:

Priority 1 (1):



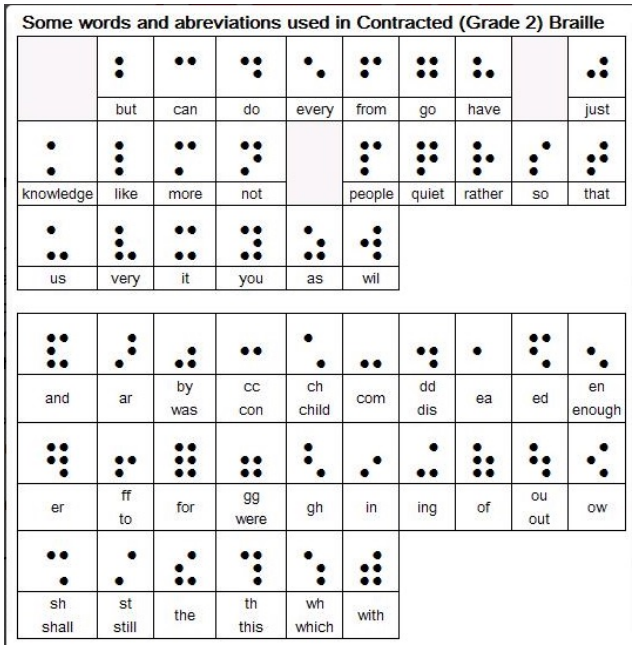

Barrier: 50 Additional Barrier Photos



Level 2: 210C - Spinning Area

Barrier: 51

The door exceeds the maximum allowable opening force.

Interior doors shall have a maximum opening force of 5 pounds.

These forces do not apply to the force required to retract latch bolts or disengage other devices that hold the door or gate in a closed position.

Citation:

1991 ADAS Section: 4.13.11(2)

Conceptual Budget Estimate:

$200.00

Possible Solution:

Adjust spring tension and closer valves on the door closer.

Barrier Priority:

Priority 1 (1):





Level 2: 210C - Spinning Area

Barrier: 52

The clear floor space only allows for a forward approach and the element is out of reach range.

Where a forward reach is unobstructed, the high forward reach shall be 48 inches maximum and the low forward reach shall be 15 inches minimum above the finish floor or ground.

Citation:

1991 ADAS Section: 4.2.5

Conceptual Budget Estimate:

$600.00

Possible Solution:

Reinstall element.

Barrier Priority:

Priority 4 (4):



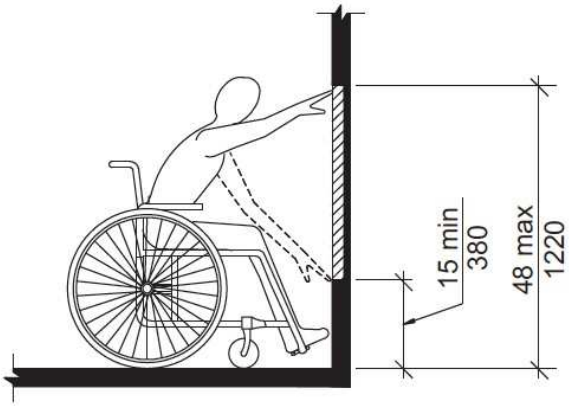

Barrier: 52 Additional Barrier Photos



Level 2: 210C - Spinning Area

Barrier: 53

The door exceeds the maximum allowable opening force.

Interior doors shall have a maximum opening force of 5 pounds.

These forces do not apply to the force required to retract latch bolts or disengage other devices that hold the door or gate in a closed position.

Citation:

1991 ADAS Section: 4.13.11(2)

Conceptual Budget Estimate:

$200.00

Possible Solution:

Adjust spring tension and closer valves on the door closer.

Barrier Priority:

Priority 1 (1):





Level 2: 213C - General Fitness

Barrier: 54

The clear floor space only allows for a forward approach and the element is out of reach range.

Where a forward reach is unobstructed, the high forward reach shall be 48 inches maximum and the low forward reach shall be 15 inches minimum above the finish floor or ground.

Citation:

1991 ADAS Section: 4.2.5

Conceptual Budget Estimate:

$600.00

Possible Solution:

Reinstall element.

Barrier Priority:

Priority 4 (4):



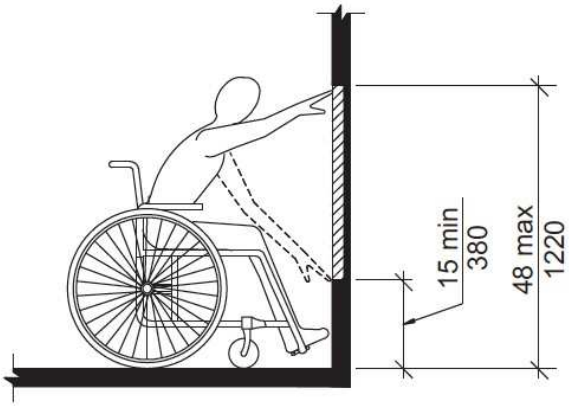

Barrier: 54 Additional Barrier Photos



Level 2: 213C - General Fitness

Barrier: 55

The counter is higher than 36 inches above the floor.

A portion of the counter surface that is 30 inches long minimum and 36 inches high maximum shall be provided. Knee and toe space shall be provided under the counter. A clear floor or ground space shall be positioned for a forward approach to the counter.

Citation:

1991 ADAS Section: 7.2(1)

Conceptual Budget Estimate:

$3,400.00

Possible Solution:

Replace with accessible counter.

Barrier Priority:

Priority 2 (2):



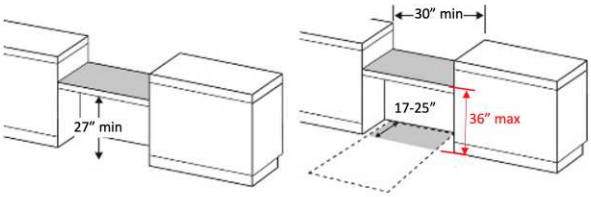

Barrier: 55 Additional Barrier Photos



Level 2: 213C - General Fitness

Barrier: 56

The shelf projects into the headroom clearance in the circulation path.

Wall-mounted objects that have leading edges between 27 inches and 80 inches from the floor must not project more than 4 inches into the circulation path. Protruding objects that extend to the floor or within 27 inches of the floor are cane detectable and are therefore not hazardous. Where it is necessary or desirable to have objects protrude from the wall, a manner of cane detection must be provided.

Citation:

1991 ADAS Section: 4.4.1

Conceptual Budget Estimate:

$500.00

Possible Solution:

Relocate element out of circulation path.

Barrier Priority:

Priority 1 (1):



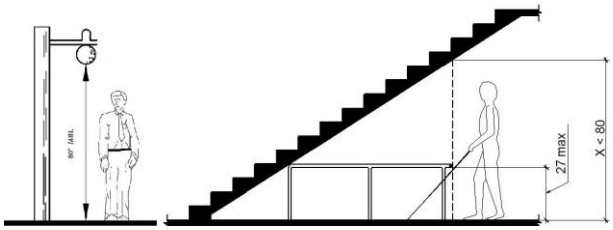

Barrier: 56 Additional Barrier Photos



Level 2: 213C - General Fitness

Barrier: 57

The work surface is not within the allowable range.

The tops of work surfaces provided for public use or common use shall be 28 inches minimum and 34 inches maximum above the finish floor or ground.

Citation:

1991 ADAS Section: 4.32.4

Conceptual Budget Estimate:

$1,800.00

Possible Solution:

Replace with compliant work surface.

Barrier Priority:

Priority 2 (2):



Barrier: 57 Additional Barrier Photos



Level 2: 221B - Restroom

Barrier: 58

The light switch receptacle is greater than 48 inches above the finish floor.

Where a forward or side reach is unobstructed, the high reach shall be 48 inches maximum above the finished floor.

Citation:

1991 ADAS Section: 4.2.5

Conceptual Budget Estimate:

$500.00

Possible Solution:

Reinstall light switch.

Barrier Priority:

Priority 3 (3):



Barrier: 58 Additional Barrier Photos



Level 2: 221B - Restroom

Barrier: 59

The rear grab bar does not extend adequately past the toilet on the wide side.

The rear grab bar must be a minimum of 36 inches long and extend from the centerline of the toilet 12 inches minimum on wall side and 24 inches minimum on the wide side.

Grab bars shall be installed in a horizontal position, 33 inches minimum and 36 inches maximum above the finish floor measured to the top of the gripping surface and the space between the grab bar and the top of the tank shall be 1-1/2 inches minimum.

Citation:

1991 ADAS Section: 4.17.6

Conceptual Budget Estimate:

$500.00

Possible Solution:

Reinstall grab bar at accessible location.

Barrier Priority:

Priority 3 (3):



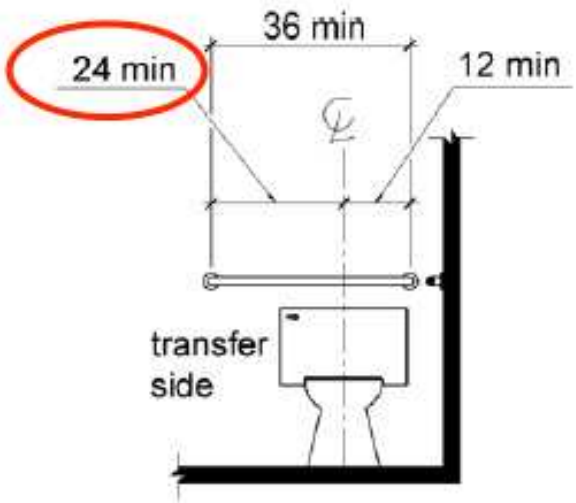

Barrier: 59 Additional Barrier Photos





Level 2: 221B - Restroom

Barrier: 60

The door exceeds the maximum allowable opening force.

Interior doors shall have a maximum opening force of 5 pounds.

These forces do not apply to the force required to retract latch bolts or disengage other devices that hold the door or gate in a closed position.

Citation:

1991 ADAS Section: 4.13.11(2)

Conceptual Budget Estimate:

$200.00

Possible Solution:

Adjust spring tension and closer valves on the door closer.

Barrier Priority:

Priority 1 (1):





Level 2: 222B - Restroom

Barrier: 61

The rear grab bar does not extend adequately past the toilet on the wide side.

The rear grab bar must be a minimum of 36 inches long and extend from the centerline of the toilet 12 inches minimum on wall side and 24 inches minimum on the wide side.

Grab bars shall be installed in a horizontal position, 33 inches minimum and 36 inches maximum above the finish floor measured to the top of the gripping surface and the space between the grab bar and the top of the tank shall be 1-1/2 inches minimum.

Citation:

1991 ADAS Section: 4.17.6

Conceptual Budget Estimate:

$500.00

Possible Solution:

Reinstall grab bar at accessible location.

Barrier Priority:

Priority 3 (3):



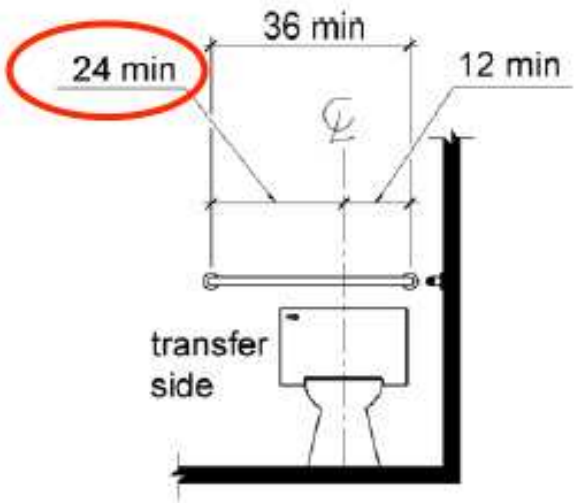

Barrier: 61 Additional Barrier Photos



Level 2: 222B - Restroom

Barrier: 62

The light switch receptacle is greater than 48 inches above the finish floor.

Where a forward or side reach is unobstructed, the high reach shall be 48 inches maximum above the finished floor.

Citation:

1991 ADAS Section: 4.2.5

Conceptual Budget Estimate:

$500.00

Possible Solution:

Reinstall light switch.

Barrier Priority:

Priority 3 (3):



Barrier: 62 Additional Barrier Photos



Level 2: 222B - Restroom

Barrier: 63

The door exceeds the maximum allowable opening force.

Interior doors shall have a maximum opening force of 5 pounds.

These forces do not apply to the force required to retract latch bolts or disengage other devices that hold the door or gate in a closed position.

Citation:

1991 ADAS Section: 4.13.11(2)

Conceptual Budget Estimate:

$200.00

Possible Solution:

Adjust spring tension and closer valves on the door closer.

Barrier Priority:

Priority 1 (1):





Level 2: 223B - Unfinished Area

Barrier: 64

The door exceeds the maximum allowable opening force.

Interior doors shall have a maximum opening force of 5 pounds.

These forces do not apply to the force required to retract latch bolts or disengage other devices that hold the door or gate in a closed position.

Citation:

1991 ADAS Section: 4.13.11(2)

Conceptual Budget Estimate:

$400.00

Possible Solution:

Adjust spring tension and closer valves on the door closer.

Barrier Priority:

Priority 1 (1):





Stairs: 163A - Stair

Barrier: 65

The door exceeds the maximum allowable opening force.

Interior doors shall have a maximum opening force of 5 pounds.

These forces do not apply to the force required to retract latch bolts or disengage other devices that hold the door or gate in a closed position.

Citation:

1991 ADAS Section: 4.13.11(2)

Conceptual Budget Estimate:

$200.00

Possible Solution:

Adjust spring tension and closer valves on the door closer.

Barrier Priority:

Priority 1 (1):





Site Accessibility Evaluation



Russell Farm
405 W County Rd 714
Burleson, TX 76028
Accessibility Evaluation
Inspection Date: 01/14/2026

Prepared By

Kimley»Horn

(817) 335 - 6511
kimley-horn.com

Cost Summary Disclaimer

The following “Cost report" assigns conceptual budget estimates to each possible solution. The Kimley-Horn has no control over the cost of labor, materials, equipment, or over the Contractor's methods of determining prices or over competitive bidding or market conditions. Opinions of probable costs provided herein are based on the information known to Kimley-Horn at this time and represent only Kimley-Horn's judgment as a design professional familiar with the construction industry. These opinions of costs are for corrective actions and involve a single solution without extensive study, destructive testing, or design. Opinion of costs represent material and labor cost only and do not include other factors such as design, permitting, overhead, and contingencies. The Consultant cannot and does not guarantee that proposals, bids, or actual construction costs will not vary from its opinions of probable costs. If the Client wishes greater assurance as to the amount of any cost, it shall employ an independent cost estimator. Consultant's services required to bring costs within any limitation established by the Client will be paid for as Additional Services.

Standards Defined

Americans with Disabilities Act Standards (ADAS) issued under the Americans with Disabilities Act (ADA) apply to places of public accommodation, commercial facilities, and state and local government facilities in new construction, alterations, and additions. The ADA Standards are based on minimum guidelines set by the Access Board. The ADA standards are issued by the Department of Justice (DOJ) and the Department of Transportation (DOT) and apply to facilities covered by the ADA in new construction and alterations. DOJ’s standards apply to all facilities covered by the ADA, except public transportation facilities, which are subject to DOT’s standards. Both standards are very similar and are closely based on the Board’s ADA Accessibility Guidelines (ADAAG). However, each contains a few unique provisions.

This facility was evaluated to the applicable ADA standards in effect at the time of the evaluation. State and local building codes under which the project was originally constructed are excluded from the evaluations. However, each element should be checked against current standards and codes at the time they are altered for compliance.

Building Barrier Priority

Physical barriers to access for buildings were assigned a barrier priority, which are defined in the table below. This barrier prioritization methodology was developed by the Consultant Team and is just one factor for the City of Burleson to consider in developing the Transition Plan implementation strategy (see **Section 5.2 Implementation Schedule** in the Transition Plan for more information).

Barrier Priority	Criteria
1	Accessible approach and entrance.
2	Access to goods and services.
3	Access to public toilet rooms.
4	Access to other items such as water fountains and public telephones.
5	Fully compliant with a previous standard (safe-harbored) but will need to be brought into compliance with a current standard if altered.

Conceptual Budget Estimate Summary

Room / Area	Barrier Count	Conceptual Budget Estimate
Sidewalk	1	$ 27,000
Parking	1	$ 9,200
Entrance	15	$ 31,800
Assembly/Open Area	9	$ 10,700
Building	15	$ 32,400
Total	**41**	**$ 111,100**

Barriers 3

Exterior Elements 3

Sidewalk 3

Parking 10

Russell-Boren House 13

Entrance 13

Office 19

Entrance 19

Baker Building 22

Entrance 22

Chesapeake Building 41

Assembly/Open Area 41

Hay Barn 53

Assembly/Open Area 53

Dairy Barn 59

Building 59

Art Studio 75

Building 75

Exterior Elements: Sidewalk

Barrier: 1

There is no accessible route to the accessible element.

At least one accessible route shall connect accessible buildings, accessible facilities, accessible elements, and accessible spaces that are on the same site.

Citation:

1991 ADAS Section: 4.3.2(1)

Conceptual Budget Estimate:

$27,000.00

Possible Solution:

Install accessible route to elements.

Barrier Priority:

Priority 1 (1):



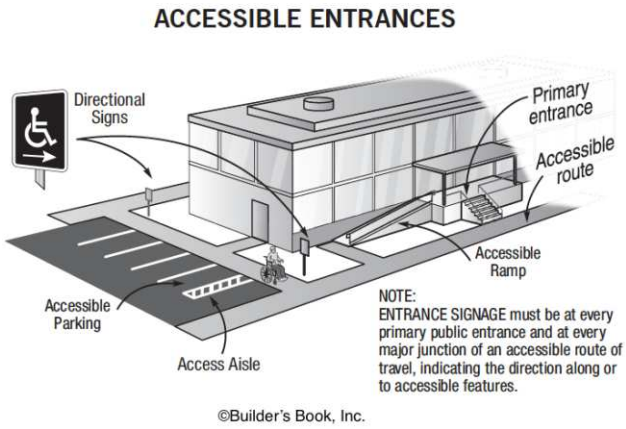

Barrier: 1 Additional Barrier Photos





Barrier: 1 Additional Barrier Photos





Barrier: 1 Additional Barrier Photos





Barrier: 1 Additional Barrier Photos





Barrier: 1 Additional Barrier Photos





Barrier: 1 Additional Barrier Photos



Exterior Elements: Parking

Barrier: 2

There are no accessible parking spaces.

Each lot where parking is provided for the public as clients, guests or employees, shall provide accessible parking and shall be located on the shortest accessible route of travel from adjacent parking to an accessible entrance.

Citation:

1991 ADAS Section: 4.1.2(5)(a)

Conceptual Budget Estimate:

$9,200.00

Possible Solution:

Provide required number of accessible parking spaces and access aisles.

Barrier Priority:

Priority 1 (1):



Total Number of Parking Spaces Provided in Parking Facility	Minimum Number of Required Accessible Parking Spaces
1 to 25	1
26 to 50	2
51 to 75	3
76 to 100	4
101 to 150	5
151 to 200	6
201 to 300	7
301 to 400	8
401 to 500	9
501 to 1000	2 percent of total
1001 and over	20, plus 1 for each 100, or fraction thereof, over 1000

Barrier: 2 Additional Barrier Photos





Barrier: 2 Additional Barrier Photos



Russell-Boren House: Entrance

Barrier: 3

The walkway contains abrupt vertical edges and/or variations over 1/4 inch.

1/4 inch is the maximum vertical rise. Changes in level between 1/4 inch and 1/2 inch must be beveled at 1:2 or less.

Changes in level greater than 1/2 inch must be by way of a ramp.

Citation:

1991 ADAS Section: 4.5.2

Conceptual Budget Estimate:

$700.00

Possible Solution:

Remove excessive changes in level.

Barrier Priority:

Priority 1 (1):



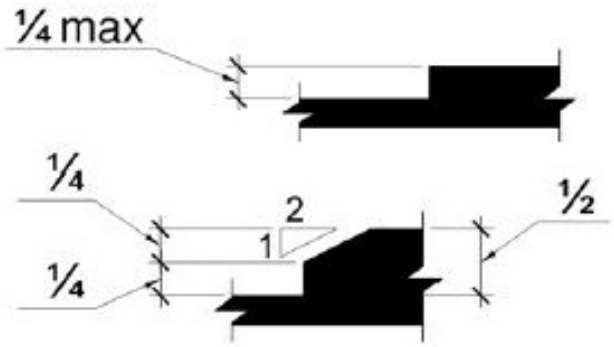

Russell-Boren House: Entrance

Barrier: 4

The building entrance is not located on an accessible route.

When a building, or portion of a building, is required to be accessible, an accessible route of travel shall be provided to all portions of the building, to accessible building entrances and between the building and the public way.

At least one accessible route within the boundary of the site must be provided from public transportation stops, accessible parking and accessible passenger loading zones and public streets or sidewalks to the accessible building entrance they serve.

The accessible route shall, to the maximum extent feasible, coincide with the route for the general public. At least one accessible route shall connect accessible buildings, facilities, elements and spaces that are on the same site. At least one accessible route shall connect accessible building or facility entrances with all accessible spaces and elements.

Citation:

1991 ADAS Section: 4.1.2(1)

Conceptual Budget Estimate:

$4,500.00

Possible Solution:

Install accessible pathway ramp to entrance.

Barrier Priority:

Priority 1 (1):





Russell-Boren House: Entrance

Barrier: 5

The walkway contains abrupt vertical edges and/or variations over 1/4 inch.

1/4 inch is the maximum vertical rise. Changes in level between 1/4 inch and 1/2 inch must be beveled at 1:2 or less.

Changes in level greater than 1/2 inch must be by way of a ramp.

Citation:

1991 ADAS Section: 4.5.2

Conceptual Budget Estimate:

$3,700.00

Possible Solution:

Remove existing concrete panels and install compliant accessible route to entrance.

Barrier Priority:

Priority 1 (1):



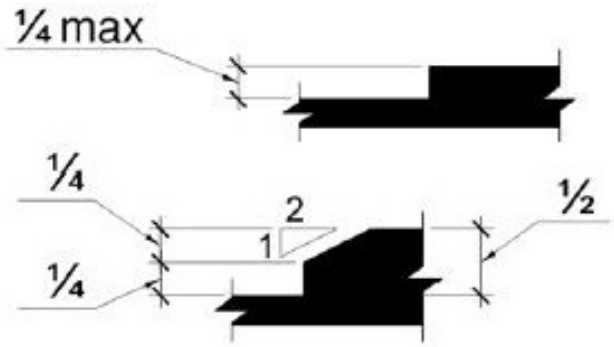

Barrier: 5 Additional Barrier Photos





Barrier: 5 Additional Barrier Photos





Barrier: 5 Additional Barrier Photos



Office: Entrance

Barrier: 6

The building entrance is not located on an accessible route.

When a building, or portion of a building, is required to be accessible, an accessible route of travel shall be provided to all portions of the building, to accessible building entrances and between the building and the public way.

At least one accessible route within the boundary of the site must be provided from public transportation stops, accessible parking and accessible passenger loading zones and public streets or sidewalks to the accessible building entrance they serve.

The accessible route shall, to the maximum extent feasible, coincide with the route for the general public. At least one accessible route shall connect accessible buildings, facilities, elements and spaces that are on the same site. At least one accessible route shall connect accessible building or facility entrances with all accessible spaces and elements.

Citation:

1991 ADAS Section: 4.1.2(1)

Conceptual Budget Estimate:

$3,700.00

Possible Solution:

Install accessible pathway ramp to entrance.

Barrier Priority:

Priority 1 (1):





Barrier: 6 Additional Barrier Photos



Office: Entrance

Barrier: 7

The doors have multiple violations.

All interior and exterior doors must be maintained so that the operating pressure does not exceed 5 lb. force to open measured at the operating hardware or 30 inches from the hinges whichever is greater. The bottom on the push side must be smooth and free of obstructions (hold open devices). Opening hardware must be mounted between 30 and 48 inches above the floor or ground. The sweep period for doors with closers shall be adjusted so that from an open position of 70 degrees, the door will take at least 3 seconds to move to a point 3 inches from the latch, measured to the leading edge of the door. All doors required to have an EXIT sign above the door must also have a tactile sign adjacent to the door, on the latch side that says EXIT. Characters shall be raised 1/32 inch minimum and shall be sans serif uppercase characters accompanied by contracted Grade 2 Braille. Raised characters shall be a minimum of 5/8 inch and a maximum of 2 inches high. The threshold at a doorway shall be no higher than 1/2 inch. Changes in level at thresholds between 1/4 inch and 1/2 inch must be beveled at 1:2 or less. 1/4 inch is the maximum allowed vertical rise.

Citation:

1991 ADAS Section: 4.13.1

Conceptual Budget Estimate:

$2,200.00

Possible Solution:

Remove and install compliant door.

Barrier Priority:

Priority 1 (1):



Baker Building: Entrance

Barrier: 8

The building entrance is not located on an accessible route.

When a building, or portion of a building, is required to be accessible, an accessible route of travel shall be provided to all portions of the building, to accessible building entrances and between the building and the public way.

At least one accessible route within the boundary of the site must be provided from public transportation stops, accessible parking and accessible passenger loading zones and public streets or sidewalks to the accessible building entrance they serve.

The accessible route shall, to the maximum extent feasible, coincide with the route for the general public. At least one accessible route shall connect accessible buildings, facilities, elements and spaces that are on the same site. At least one accessible route shall connect accessible building or facility entrances with all accessible spaces and elements.

Citation:

1991 ADAS Section: 4.1.2(1)

Conceptual Budget Estimate:

$2,200.00

Possible Solution:

Install accessible route to entrance.

Barrier Priority:

Priority 1 (1):





Barrier: 8 Additional Barrier Photos





Baker Building: Entrance

Barrier: 9

The threshold is greater than 1/2 inch high.

Thresholds at doorways shall not exceed 3/4 inches in height for exterior sliding doors or 1/2 inches for other types of doors. Raised thresholds and floor level changes at accessible doorways shall be beveled with a slope no greater than 1:2.

Citation:

1991 ADAS Section: 4.13.8

Conceptual Budget Estimate:

$500.00

Possible Solution:

Remove and install compliant threshold.

Barrier Priority:

Priority 1 (1):



Barrier: 9 Additional Barrier Photos





Baker Building: Entrance

Barrier: 10

The doors have multiple violations.

All interior and exterior doors must be maintained so that the operating pressure does not exceed 5 lb. force to open measured at the operating hardware or 30 inches from the hinges whichever is greater. The bottom on the push side must be smooth and free of obstructions (hold open devices). Opening hardware must be mounted between 30 and 48 inches above the floor or ground. The sweep period for doors with closers shall be adjusted so that from an open position of 70 degrees, the door will take at least 3 seconds to move to a point 3 inches from the latch, measured to the leading edge of the door. All doors required to have an EXIT sign above the door must also have a tactile sign adjacent to the door, on the latch side that says EXIT. Characters shall be raised 1/32 inch minimum and shall be sans serif uppercase characters accompanied by contracted Grade 2 Braille. Raised characters shall be a minimum of 5/8 inch and a maximum of 2 inches high. The threshold at a doorway shall be no higher than 1/2 inch. Changes in level at thresholds between 1/4 inch and 1/2 inch must be beveled at 1:2 or less. 1/4 inch is the maximum allowed vertical rise.

Citation:

1991 ADAS Section: 4.13.1

Conceptual Budget Estimate:

$2,200.00

Possible Solution:

Remove and install compliant door.

Barrier Priority:

Priority 1 (1):



Barrier: 10 Additional Barrier Photos



Baker Building: Entrance

Barrier: 11

The element is not accessible because the operable parts are not within the required reach range.

Operable parts on accessible elements, accessible routes, and in accessible rooms and spaces shall comply with requirements for operable parts. The requirements include complying with a clear floor space, reach range, and operation.

Citation:

1991 ADAS Section: 4.27.1 , 4.27.3

Conceptual Budget Estimate:

$600.00

Possible Solution:

Reinstall element.

Barrier Priority:

Priority 4 (4):



Barrier: 11 Additional Barrier Photos



Baker Building: Entrance

Barrier: 12

The doors have multiple violations.

All interior and exterior doors must be maintained so that the operating pressure does not exceed 5 lb. force to open measured at the operating hardware or 30 inches from the hinges whichever is greater. The bottom on the push side must be smooth and free of obstructions (hold open devices). Opening hardware must be mounted between 30 and 48 inches above the floor or ground. The sweep period for doors with closers shall be adjusted so that from an open position of 70 degrees, the door will take at least 3 seconds to move to a point 3 inches from the latch, measured to the leading edge of the door. All doors required to have an EXIT sign above the door must also have a tactile sign adjacent to the door, on the latch side that says EXIT. Characters shall be raised 1/32 inch minimum and shall be sans serif uppercase characters accompanied by contracted Grade 2 Braille. Raised characters shall be a minimum of 5/8 inch and a maximum of 2 inches high. The threshold at a doorway shall be no higher than 1/2 inch. Changes in level at thresholds between 1/4 inch and 1/2 inch must be beveled at 1:2 or less. 1/4 inch is the maximum allowed vertical rise.

Citation:

1991 ADAS Section: 4.13.1

Conceptual Budget Estimate:

$2,200.00

Possible Solution:

Remove and install compliant door.

Barrier Priority:

Priority 1 (1):



Barrier: 12 Additional Barrier Photos



Baker Building: Entrance

Barrier: 13

The accessible route of travel contains cross slopes greater than 2%.

Surface cross slopes shall not exceed 1 unit vertical in 48 units horizontal (2-percent slope). When the slope in the direction of travel of any walk exceeds 1 unit vertical in 20 units horizontal (5-percent slope), it must be constructed as ramp.

Citation:

1991 ADAS Section: 4.3.7

Conceptual Budget Estimate:

$5,300.00

Possible Solution:

Remove existing concrete and install compliant surface.

Barrier Priority:

Priority 1 (1):



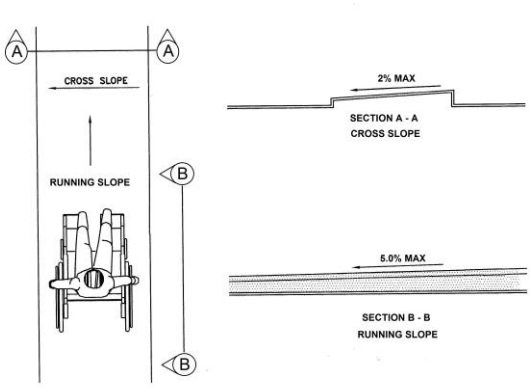

Barrier: 13 Additional Barrier Photos



Baker Building: Entrance

Barrier: 14

The element is not accessible because the operable parts are not within the required reach range.

Operable parts on accessible elements, accessible routes, and in accessible rooms and spaces shall comply with requirements for operable parts. The requirements include complying with a clear floor space, reach range, and operation.

Citation:

1991 ADAS Section: 4.27.1 , 4.27.3

Conceptual Budget Estimate:

$600.00

Possible Solution:

Reinstall element.

Barrier Priority:

Priority 4 (4):



Baker Building: Entrance

Barrier: 15

There is a change in level that exceeds the allowable range.

A 1/4 inch is the maximum vertical rise. Changes in level between 1/4 inch and 1/2 inch must be beveled at 1:2 or less. Changes in level greater than 1/2 inch must be by way of a ramp.

Citation:

1991 ADAS Section: 4.3.8 , 4.5.2

Conceptual Budget Estimate:

$700.00

Possible Solution:

Replace sinking portion of floor.

Barrier Priority:

Priority 1 (1):



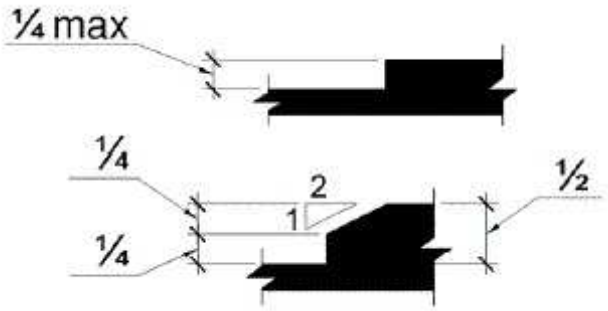

Barrier: 15 Additional Barrier Photos



Baker Building: Entrance

Barrier: 16

The donation box protrudes more than 4 inches into the circulation path.

Wall-mounted objects that have leading edges between 27 inches and 80 inches from the floor must not protrude more than 4 inches into the circulation path. Protruding objects that extend to the floor or within 27 inches of the floor are cane detectable and are therefore not hazardous. Where it is necessary or desirable to have objects protrude from the wall, a manner of cane detection must be provided.

Citation:

1991 ADAS Section: 4.4.1

Conceptual Budget Estimate:

$500.00

Possible Solution:

Reinstall element.

Barrier Priority:

Priority 1 (1):



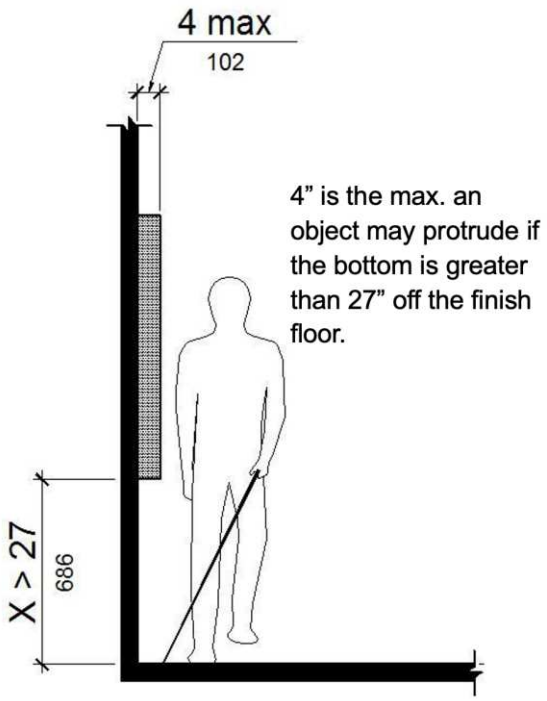

Barrier: 16 Additional Barrier Photos



Baker Building: Entrance

Barrier: 17

The doors have multiple violations.

All interior and exterior doors must be maintained so that the operating pressure does not exceed 5 lb. force to open measured at the operating hardware or 30 inches from the hinges whichever is greater. The bottom on the push side must be smooth and free of obstructions (hold open devices). Opening hardware must be mounted between 30 and 48 inches above the floor or ground. The sweep period for doors with closers shall be adjusted so that from an open position of 70 degrees, the door will take at least 3 seconds to move to a point 3 inches from the latch, measured to the leading edge of the door. All doors required to have an EXIT sign above the door must also have a tactile sign adjacent to the door, on the latch side that says EXIT. Characters shall be raised 1/32 inch minimum and shall be sans serif uppercase characters accompanied by contracted Grade 2 Braille. Raised characters shall be a minimum of 5/8 inch and a maximum of 2 inches high. The threshold at a doorway shall be no higher than 1/2 inch. Changes in level at thresholds between 1/4 inch and 1/2 inch must be beveled at 1:2 or less. 1/4 inch is the maximum allowed vertical rise.

Citation:

1991 ADAS Section: 4.13.1

Conceptual Budget Estimate:

$2,200.00

Possible Solution:

Remove and install compliant door.

Barrier Priority:

Priority 1 (1):



Barrier: 17 Additional Barrier Photos



Chesapeake Building: Assembly/Open Area

Barrier: 18

The top of the sink is above the allowable height requirement.

Sinks shall be installed with the front of the higher of the rim or counter surface 34 inches maximum above the finish floor or ground.

Citation:

1991 ADAS Section: 4.24.2

Conceptual Budget Estimate:

$2,700.00

Possible Solution:

Reinstall sink to compliant height.

Barrier Priority:

Priority 4 (4):



Barrier: 18 Additional Barrier Photos



Chesapeake Building: Assembly/Open Area

Barrier: 19

Knee clearance has not been provided underneath the sink.

Knee clearance that is at least 27 inches high, 30 inches wide, and 19 inches deep shall be provided underneath the sink.

Citation:

1991 ADAS Section: 4.24.3

Conceptual Budget Estimate:

$700.00

Possible Solution:

Modify sink to provide compliant clearance.

Barrier Priority:

Priority 4 (4):



Barrier: 19 Additional Barrier Photos



Chesapeake Building: Assembly/Open Area

Barrier: 20

The threshold is greater than 1/2 inch high.

Thresholds at doorways shall not exceed 3/4 inches in height for exterior sliding doors or 1/2 inches for other types of doors. Raised thresholds and floor level changes at accessible doorways shall be beveled with a slope no greater than 1:2.

Citation:

1991 ADAS Section: 4.13.8

Conceptual Budget Estimate:

$500.00

Possible Solution:

Remove and install compliant threshold.

Barrier Priority:

Priority 1 (1):



Barrier: 20 Additional Barrier Photos





Chesapeake Building: Assembly/Open Area

Barrier: 21

The maneuvering clearance at the door exceeds 2% slope.

Maneuvering clearance must be generally flat with a 2% maximum slope in any direction over the entire clearance surface. The maneuvering clearance must be clear of obstructions.

Citation:

1991 ADAS Section: 4.13.6

Conceptual Budget Estimate:

$400.00

Possible Solution:

Resurface to correct slope.

Barrier Priority:

Priority 1 (1):



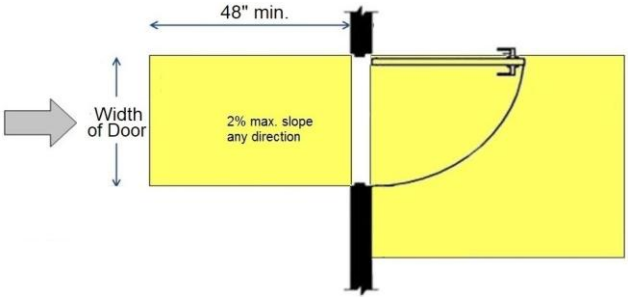

Barrier: 21 Additional Barrier Photos



Chesapeake Building: Assembly/Open Area

Barrier: 22

The threshold is greater than 1/2 inch high.

Thresholds at doorways shall not exceed 3/4 inches in height for exterior sliding doors or 1/2 inches for other types of doors. Raised thresholds and floor level changes at accessible doorways shall be beveled with a slope no greater than 1:2.

Citation:

1991 ADAS Section: 4.13.8

Conceptual Budget Estimate:

$500.00

Possible Solution:

Remove and install compliant threshold.

Barrier Priority:

Priority 1 (1):



Barrier: 22 Additional Barrier Photos



Chesapeake Building: Assembly/Open Area

Barrier: 23

The building entrance is not located on an accessible route.

When a building, or portion of a building, is required to be accessible, an accessible route of travel shall be provided to all portions of the building, to accessible building entrances and between the building and the public way.

At least one accessible route within the boundary of the site must be provided from public transportation stops, accessible parking and accessible passenger loading zones and public streets or sidewalks to the accessible building entrance they serve.

The accessible route shall, to the maximum extent feasible, coincide with the route for the general public. At least one accessible route shall connect accessible buildings, facilities, elements and spaces that are on the same site. At least one accessible route shall connect accessible building or facility entrances with all accessible spaces and elements.

Citation:

1991 ADAS Section: 4.1.2(1)

Conceptual Budget Estimate:

$2,700.00

Possible Solution:

Install accessible entrance to building.

Barrier Priority:

Priority 1 (1):





Barrier: 23 Additional Barrier Photos





Hay Barn: Assembly/Open Area

Barrier: 24

The fire extinguisher protrudes more than 4 inches into the circulation path.

Wall-mounted objects that have leading edges between 27 inches and 80 inches from the floor must not protrude more than 4 inches into the circulation path. Protruding objects that extend to the floor or within 27 inches of the floor are cane detectable and are therefore not hazardous. Where it is necessary or desirable to have objects protrude from the wall, a manner of cane detection must be provided.

Citation:

1991 ADAS Section: 4.4.1

Conceptual Budget Estimate:

$500.00

Possible Solution:

Reinstall element.

Barrier Priority:

Priority 1 (1):



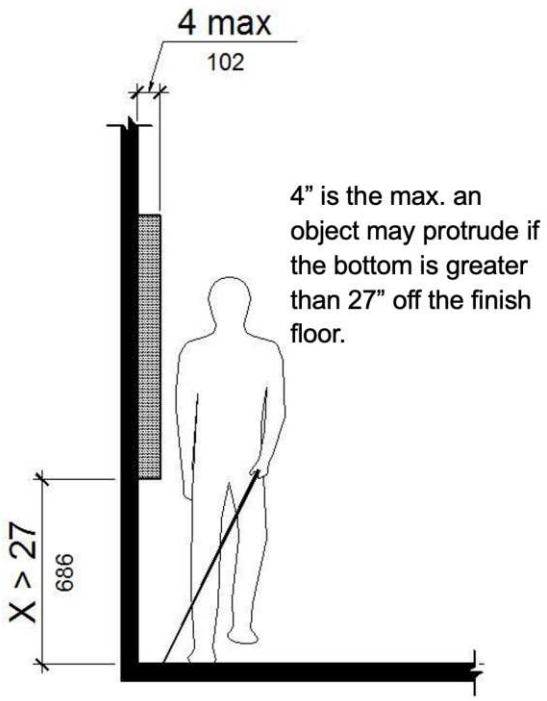

Barrier: 24 Additional Barrier Photos





Hay Barn: Assembly/Open Area

Barrier: 25

The clear floor space only allows for a forward approach and the element is out of reach range.

Where a high forward reach is over an obstruction, the clear floor space shall extend beneath the element for a distance not less than the reach depth over the obstruction. Where the reach depth exceeds 20 inches, the high forward reach shall be 44 inches maximum and the reach depth shall be 25 inches maximum.

Citation:

1991 ADAS Section: 4.2.5

Conceptual Budget Estimate:

$500.00

Possible Solution:

Reinstall light switch.

Barrier Priority:

Priority 4 (4):



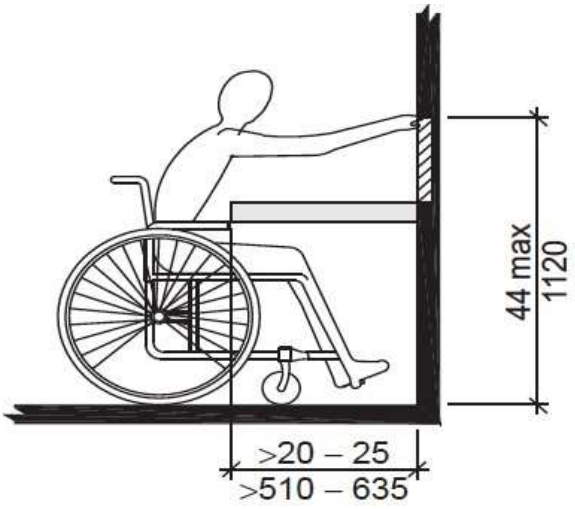

Barrier: 25 Additional Barrier Photos



Hay Barn: Assembly/Open Area

Barrier: 26

The building entrance is not located on an accessible route.

When a building, or portion of a building, is required to be accessible, an accessible route of travel shall be provided to all portions of the building, to accessible building entrances and between the building and the public way.

At least one accessible route within the boundary of the site must be provided from public transportation stops, accessible parking and accessible passenger loading zones and public streets or sidewalks to the accessible building entrance they serve.

The accessible route shall, to the maximum extent feasible, coincide with the route for the general public. At least one accessible route shall connect accessible buildings, facilities, elements and spaces that are on the same site. At least one accessible route shall connect accessible building or facility entrances with all accessible spaces and elements.

Citation:

1991 ADAS Section: 4.1.2(1)

Conceptual Budget Estimate:

$2,200.00

Possible Solution:

Install accessible route to building entrance.

Barrier Priority:

Priority 1 (1):





Barrier: 26 Additional Barrier Photos



Dairy Barn: Building

Barrier: 27

The doors have multiple violations.

All interior and exterior doors must be maintained so that the operating pressure does not exceed 5 lb. force to open measured at the operating hardware or 30 inches from the hinges whichever is greater. The bottom on the push side must be smooth and free of obstructions (hold open devices). Opening hardware must be mounted between 30 and 48 inches above the floor or ground. The sweep period for doors with closers shall be adjusted so that from an open position of 70 degrees, the door will take at least 3 seconds to move to a point 3 inches from the latch, measured to the leading edge of the door. All doors required to have an EXIT sign above the door must also have a tactile sign adjacent to the door, on the latch side that says EXIT. Characters shall be raised 1/32 inch minimum and shall be sans serif uppercase characters accompanied by contracted Grade 2 Braille. Raised characters shall be a minimum of 5/8 inch and a maximum of 2 inches high. The threshold at a doorway shall be no higher than 1/2 inch. Changes in level at thresholds between 1/4 inch and 1/2 inch must be beveled at 1:2 or less. 1/4 inch is the maximum allowed vertical rise.

Citation:

1991 ADAS Section: 4.13.1

Conceptual Budget Estimate:

$2,200.00

Possible Solution:

Remove and install compliant door.

Barrier Priority:

Priority 1 (1):



Barrier: 27 Additional Barrier Photos





Dairy Barn: Building

Barrier: 28

The building entrance is not located on an accessible route.

When a building, or portion of a building, is required to be accessible, an accessible route of travel shall be provided to all portions of the building, to accessible building entrances and between the building and the public way.

At least one accessible route within the boundary of the site must be provided from public transportation stops, accessible parking and accessible passenger loading zones and public streets or sidewalks to the accessible building entrance they serve.

The accessible route shall, to the maximum extent feasible, coincide with the route for the general public. At least one accessible route shall connect accessible buildings, facilities, elements and spaces that are on the same site. At least one accessible route shall connect accessible building or facility entrances with all accessible spaces and elements.

Citation:

1991 ADAS Section: 4.1.2(1)

Conceptual Budget Estimate:

$2,500.00

Possible Solution:

Install accessible route to building entrance.

Barrier Priority:

Priority 1 (1):





Barrier: 28 Additional Barrier Photos





Dairy Barn: Building

Barrier: 29

There is no accessible route between elements.

An accessible route of travel must connect all accessible elements and spaces within a building or facility.

Citation:

1991 ADAS Section: 4.1.3(1)

Conceptual Budget Estimate:

$4,100.00

Possible Solution:

Install compliant ramp to provide accessible route.

Barrier Priority:

Priority 1 (1):



Barrier: 29 Additional Barrier Photos





Dairy Barn: Building

Barrier: 30

The light switch receptacle is greater than 48 inches above the finish floor.

Where a forward or side reach is unobstructed, the high reach shall be 48 inches maximum above the finished floor.

Citation:

1991 ADAS Section: 4.2.5

Conceptual Budget Estimate:

$500.00

Possible Solution:

Reinstall light switch.

Barrier Priority:

Priority 4 (4):



Barrier: 30 Additional Barrier Photos



Dairy Barn: Building

Barrier: 31

The maneuvering clearance on the pull side of the door extends less than 18 inches beyond the latch side of the door.

Maneuvering space for interior doors on the pull side with a front approach must be 2% max. slope in any direction for a minimum distance of 60 inches in the direction of travel. The width of the maneuvering space must be as wide as the door plus an additional 18 inches on the latch side. This latch side clearance must also be 2% max. slope in any direction and clear of obstructions.

Citation:

1991 ADAS Section: 4.13.6

Conceptual Budget Estimate:

$5,600.00

Possible Solution:

Reinstall door to provide compliant maneuvering clearance.

Barrier Priority:

Priority 1 (1):



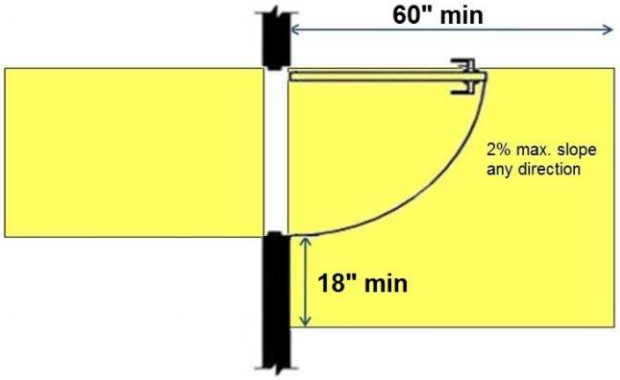

Barrier: 31 Additional Barrier Photos



Dairy Barn: Building

Barrier: 32

The doors have multiple violations.

All interior and exterior doors must be maintained so that the operating pressure does not exceed 5 lb. force to open measured at the operating hardware or 30 inches from the hinges whichever is greater. The bottom on the push side must be smooth and free of obstructions (hold open devices). Opening hardware must be mounted between 30 and 48 inches above the floor or ground. The sweep period for doors with closers shall be adjusted so that from an open position of 70 degrees, the door will take at least 3 seconds to move to a point 3 inches from the latch, measured to the leading edge of the door. All doors required to have an EXIT sign above the door must also have a tactile sign adjacent to the door, on the latch side that says EXIT. Characters shall be raised 1/32 inch minimum and shall be sans serif uppercase characters accompanied by contracted Grade 2 Braille. Raised characters shall be a minimum of 5/8 inch and a maximum of 2 inches high. The threshold at a doorway shall be no higher than 1/2 inch. Changes in level at thresholds between 1/4 inch and 1/2 inch must be beveled at 1:2 or less. 1/4 inch is the maximum allowed vertical rise.

Citation:

1991 ADAS Section: 4.13.1

Conceptual Budget Estimate:

$2,200.00

Possible Solution:

Remove and install compliant door.

Barrier Priority:

Priority 1 (1):



Barrier: 32 Additional Barrier Photos



Dairy Barn: Building

Barrier: 33

The clear floor space required at the element is not flat (2% or 1:48 maximum slope) in all directions.

Changes in level are not permitted at required clear floor or ground space except that slopes not steeper than 1:48 shall be permitted.

Citation:

1991 ADAS Section: 4.2.4.1

Conceptual Budget Estimate:

$600.00

Possible Solution:

Resurface to correct slope.

Barrier Priority:

Priority 1 (1):



Barrier: 33 Additional Barrier Photos



Dairy Barn: Building

Barrier: 34

The light switch receptacle is greater than 48 inches above the finish floor.

Where a forward or side reach is unobstructed, the high reach shall be 48 inches maximum above the finished floor.

Citation:

1991 ADAS Section: 4.2.5

Conceptual Budget Estimate:

$500.00

Possible Solution:

Reinstall light switch.

Barrier Priority:

Priority 4 (4):



Barrier: 34 Additional Barrier Photos



Art Studio: Building

Barrier: 35

The doors have multiple violations.

All interior and exterior doors must be maintained so that the operating pressure does not exceed 5 lb. force to open measured at the operating hardware or 30 inches from the hinges whichever is greater. The bottom on the push side must be smooth and free of obstructions (hold open devices). Opening hardware must be mounted between 30 and 48 inches above the floor or ground. The sweep period for doors with closers shall be adjusted so that from an open position of 70 degrees, the door will take at least 3 seconds to move to a point 3 inches from the latch, measured to the leading edge of the door. All doors required to have an EXIT sign above the door must also have a tactile sign adjacent to the door, on the latch side that says EXIT. Characters shall be raised 1/32 inch minimum and shall be sans serif uppercase characters accompanied by contracted Grade 2 Braille. Raised characters shall be a minimum of 5/8 inch and a maximum of 2 inches high. The threshold at a doorway shall be no higher than 1/2 inch. Changes in level at thresholds between 1/4 inch and 1/2 inch must be beveled at 1:2 or less. 1/4 inch is the maximum allowed vertical rise.

Citation:

1991 ADAS Section: 4.13.1

Conceptual Budget Estimate:

$4,400.00

Possible Solution:

Remove and install compliant doors.

Barrier Priority:

Priority 1 (1):



Barrier: 35 Additional Barrier Photos





Art Studio: Building

Barrier: 36

The doors have multiple violations.

All interior and exterior doors must be maintained so that the operating pressure does not exceed 5 lb. force to open measured at the operating hardware or 30 inches from the hinges whichever is greater. The bottom on the push side must be smooth and free of obstructions (hold open devices). Opening hardware must be mounted between 30 and 48 inches above the floor or ground. The sweep period for doors with closers shall be adjusted so that from an open position of 70 degrees, the door will take at least 3 seconds to move to a point 3 inches from the latch, measured to the leading edge of the door. All doors required to have an EXIT sign above the door must also have a tactile sign adjacent to the door, on the latch side that says EXIT. Characters shall be raised 1/32 inch minimum and shall be sans serif uppercase characters accompanied by contracted Grade 2 Braille. Raised characters shall be a minimum of 5/8 inch and a maximum of 2 inches high. The threshold at a doorway shall be no higher than 1/2 inch. Changes in level at thresholds between 1/4 inch and 1/2 inch must be beveled at 1:2 or less. 1/4 inch is the maximum allowed vertical rise.

Citation:

1991 ADAS Section: 4.13.1

Conceptual Budget Estimate:

$4,400.00

Possible Solution:

Remove and install accessible doors.

Barrier Priority:

Priority 1 (1):



Barrier: 36 Additional Barrier Photos





Art Studio: Building

Barrier: 37

The knee clearance is not compliant.

The knee clearance shall be 11 inches deep minimum at 9 inches above the finish floor or ground, and 8 inches deep minimum at 27 inches above the finish floor or ground and 30 inches wide minimum.

Between 9 inches and 27 inches above the finish floor or ground, the knee clearance shall be permitted to reduce at a rate of 1 inch in depth for each 6 inches in height.

Citation:

1991 ADAS Section: 4.2.4.1

Conceptual Budget Estimate:

$700.00

Possible Solution:

Modify sink to provide compliant clearance.

Barrier Priority:

Priority 4 (4):



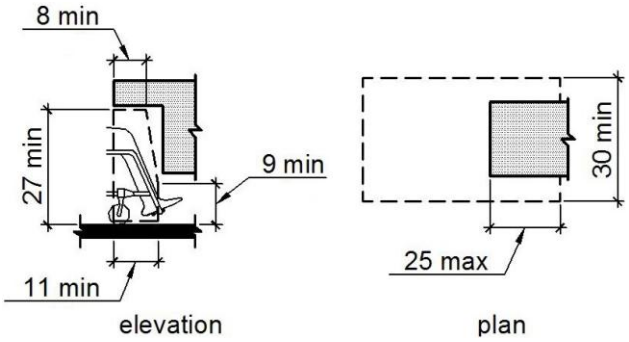

Art Studio: Building

Barrier: 38

The work surface is not within the allowable range.

The tops of work surfaces provided for public use or common use shall be 28 inches minimum and 34 inches maximum above the finish floor or ground.

Citation:

1991 ADAS Section: 4.32.4

Conceptual Budget Estimate:

$1,000.00

Possible Solution:

Replace with compliant work surface.

Barrier Priority:

Priority 2 (2):



Barrier: 38 Additional Barrier Photos



Art Studio: Building

Barrier: 39

The top rim of the lavatory is too high.

All lavatories that are designated to be accessible shall be a minimum 17 inches in horizontal depth and mounted with the rim or counter edge no higher than 34 inches above the finished floor.

Citation:

1991 ADAS Section: 4.19.2

Conceptual Budget Estimate:

$2,700.00

Possible Solution:

Lower sink to compliant height.

Barrier Priority:

Priority 3 (3):



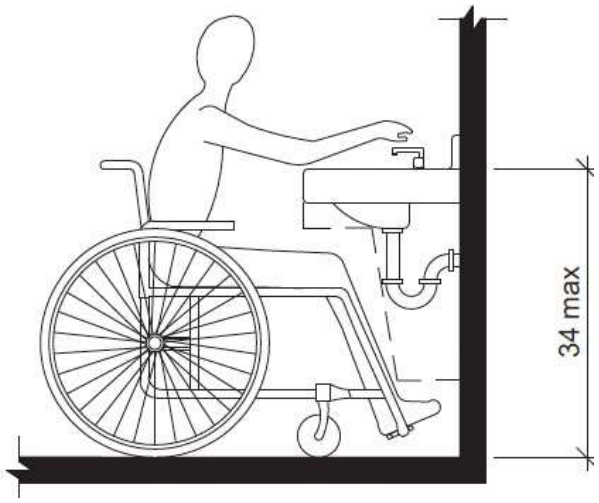

Barrier: 39 Additional Barrier Photos



Art Studio: Building

Barrier: 40

The light switch receptacle is greater than 48 inches above the finish floor.

Where a forward or side reach is unobstructed, the high reach shall be 48 inches maximum above the finished floor.

Citation:

1991 ADAS Section: 4.2.5

Conceptual Budget Estimate:

$500.00

Possible Solution:

Reinstall light switch.

Barrier Priority:

Priority 4 (4):



Barrier: 40 Additional Barrier Photos



Art Studio: Building

Barrier: 41

The light switch receptacle is greater than 48 inches above the finish floor.

Where a forward or side reach is unobstructed, the high reach shall be 48 inches maximum above the finished floor.

Citation:

1991 ADAS Section: 4.2.5

Conceptual Budget Estimate:

$500.00

Possible Solution:

Reinstall light switch.

Barrier Priority:

Priority 4 (4):



Barrier: 41 Additional Barrier Photos



Site Accessibility Evaluation



Senior Activity Center
216 SW Johnson Ave
Burleson, TX 76028
Accessibility Evaluation
Inspection Date: 01/12/2026

Prepared By

Kimley»Horn

(817) 335 - 6511
kimley-horn.com

Cost Summary Disclaimer

The following “Cost report" assigns conceptual budget estimates to each possible solution. The Kimley-Horn has no control over the cost of labor, materials, equipment, or over the Contractor's methods of determining prices or over competitive bidding or market conditions. Opinions of probable costs provided herein are based on the information known to Kimley-Horn at this time and represent only Kimley-Horn's judgment as a design professional familiar with the construction industry. These opinions of costs are for corrective actions and involve a single solution without extensive study, destructive testing, or design. Opinion of costs represent material and labor cost only and do not include other factors such as design, permitting, overhead, and contingencies. The Consultant cannot and does not guarantee that proposals, bids, or actual construction costs will not vary from its opinions of probable costs. If the Client wishes greater assurance as to the amount of any cost, it shall employ an independent cost estimator. Consultant's services required to bring costs within any limitation established by the Client will be paid for as Additional Services.

Standards Defined

Americans with Disabilities Act Standards (ADAS) issued under the Americans with Disabilities Act (ADA) apply to places of public accommodation, commercial facilities, and state and local government facilities in new construction, alterations, and additions. The ADA Standards are based on minimum guidelines set by the Access Board. The ADA standards are issued by the Department of Justice (DOJ) and the Department of Transportation (DOT) and apply to facilities covered by the ADA in new construction and alterations. DOJ’s standards apply to all facilities covered by the ADA, except public transportation facilities, which are subject to DOT’s standards. Both standards are very similar and are closely based on the Board’s ADA Accessibility Guidelines (ADAAG). However, each contains a few unique provisions.

This facility was evaluated to the applicable ADA standards in effect at the time of the evaluation. State and local building codes under which the project was originally constructed are excluded from the evaluations. However, each element should be checked against current standards and codes at the time they are altered for compliance.

Building Barrier Priority

Physical barriers to access for buildings were assigned a barrier priority, which are defined in the table below. This barrier prioritization methodology was developed by the Consultant Team and is just one factor for the City of Burleson to consider in developing the Transition Plan implementation strategy (see **Section 5.2 Implementation Schedule** in the Transition Plan for more information).

Barrier Priority	Criteria
1	Accessible approach and entrance.
2	Access to goods and services.
3	Access to public toilet rooms.
4	Access to other items such as water fountains and public telephones.
5	Fully compliant with a previous standard (safe-harbored) but will need to be brought into compliance with a current standard if altered.

Conceptual Budget Estimate Summary

Room / Area	Barrier Count	Conceptual Budget Estimate
Parking	16	$ 26,400
Sidewalk	7	$ 19,000
101 - Open Area	3	$ 1,500
107 - Men's Restroom	4	$ 9,000
110 - Women's Restroom	4	$ 1,900
114 - Open Area	1	$ 500
Men's Restroom 2	3	$ 4,400
Women's Restroom 2	3	$ 4,400
Room 2	1	$ 500
North Exit	1	$ 300
Total	**43**	**$ 67,900**

Barriers 3

Exterior 3

Parking 3

Sidewalk 31

Interior 44

101 - Open Area 44

107 - Men's Restroom 49

110 - Women's Restroom 55

114 - Open Area 60

Men's Restroom 2 62

Women's Restroom 2 68

Room 2 73

North Exit 75

Exterior: Parking

Barrier: 1

The route contains slopes that creates ponding.

When the slope in the direction of travel of any walk exceeds 1 unit vertical in 20 units horizontal (5-percent slope), it must be constructed as a ramp. Surface cross slopes must not exceed 1 unit vertical in 48 units horizontal (2-percent slope).

Citation:

1991 ADAS Section: 4.3.7

Conceptual Budget Estimate:

$2,100.00

Possible Solution:

Repave and restripe.

Barrier Priority:

Priority 1 (1):



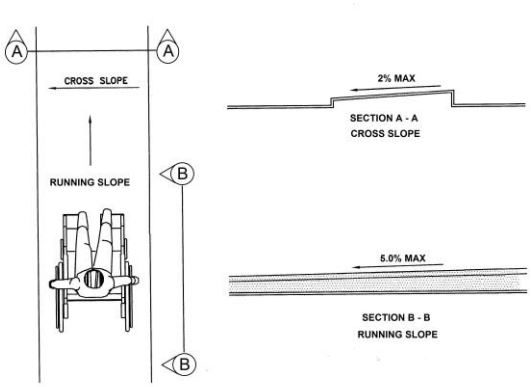

Barrier: 1 Additional Barrier Photos



Exterior: Parking

Barrier: 2

The route contains slopes that creates ponding.

When the slope in the direction of travel of any walk exceeds 1 unit vertical in 20 units horizontal (5-percent slope), it must be constructed as a ramp. Surface cross slopes must not exceed 1 unit vertical in 48 units horizontal (2-percent slope).

Citation:

1991 ADAS Section: 4.3.7

Conceptual Budget Estimate:

$2,100.00

Possible Solution:

Repave and restripe.

Barrier Priority:

Priority 1 (1):



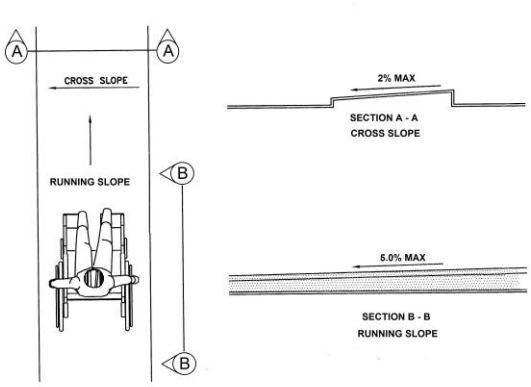

Barrier: 2 Additional Barrier Photos



Exterior: Parking

Barrier: 3

The access aisle is missing at the accessible parking space.

Access aisles serving parking spaces shall adjoin an accessible route. Two parking spaces shall be permitted to share a common access aisle.

Citation:

1991 ADAS Section: 4.1.2(5)(a), 4.1.2(5)(b)

Conceptual Budget Estimate:

$300.00

Possible Solution:

Stripe access aisle.

Barrier Priority:

Priority 1 (1):



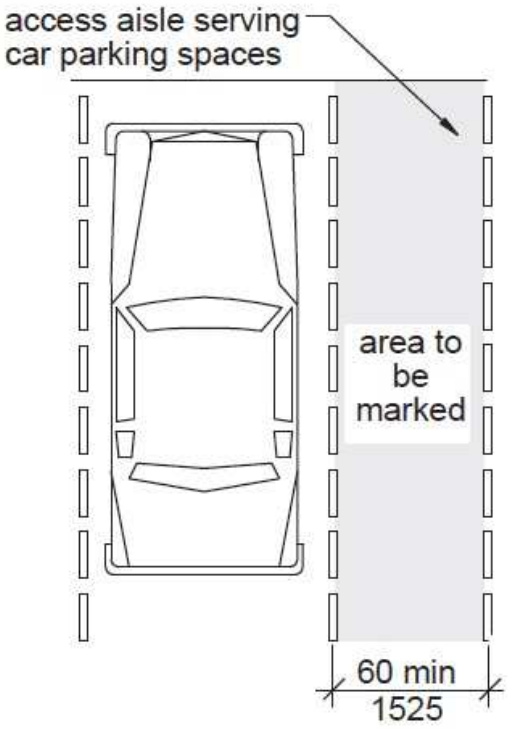

Barrier: 3 Additional Barrier Photos



Exterior: Parking

Barrier: 4

The access aisle is missing at the accessible parking space.

Access aisles serving parking spaces shall adjoin an accessible route. Two parking spaces shall be permitted to share a common access aisle.

Citation:

1991 ADAS Section: 4.1.2(5)(a), 4.1.2(5)(b)

Conceptual Budget Estimate:

$300.00

Possible Solution:

Stripe access aisle.

Barrier Priority:

Priority 1 (1):



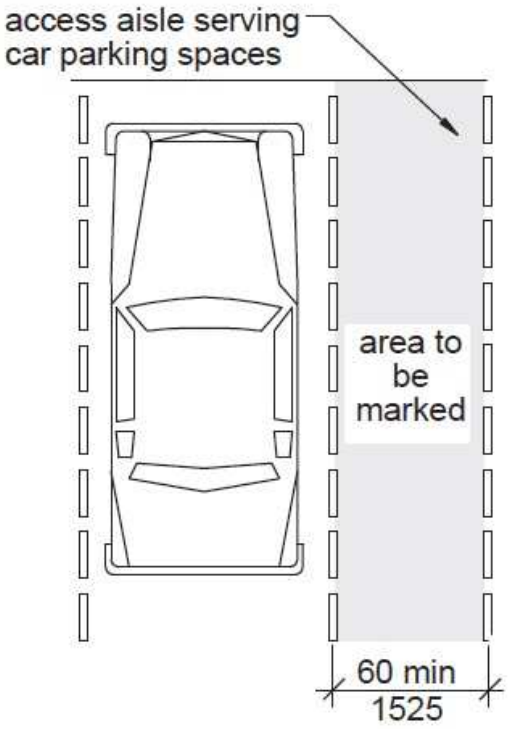

Exterior: Parking

Barrier: 5

The access aisle is missing at the accessible parking space.

Access aisles serving parking spaces shall adjoin an accessible route. Two parking spaces shall be permitted to share a common access aisle.

Citation:

1991 ADAS Section: 4.1.2(5)(a), 4.1.2(5)(b)

Conceptual Budget Estimate:

$300.00

Possible Solution:

Stripe access aisle.

Barrier Priority:

Priority 1 (1):



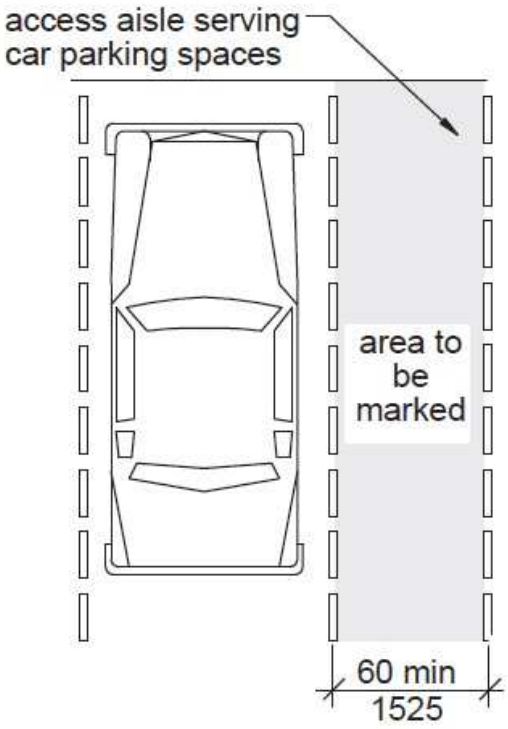

Exterior: Parking

Barrier: 6

The access aisle is missing at the accessible parking space.

Access aisles serving parking spaces shall adjoin an accessible route. Two parking spaces shall be permitted to share a common access aisle.

Citation:

1991 ADAS Section: 4.1.2(5)(a), 4.1.2(5)(b)

Conceptual Budget Estimate:

$300.00

Possible Solution:

Stripe access aisle.

Barrier Priority:

Priority 1 (1):



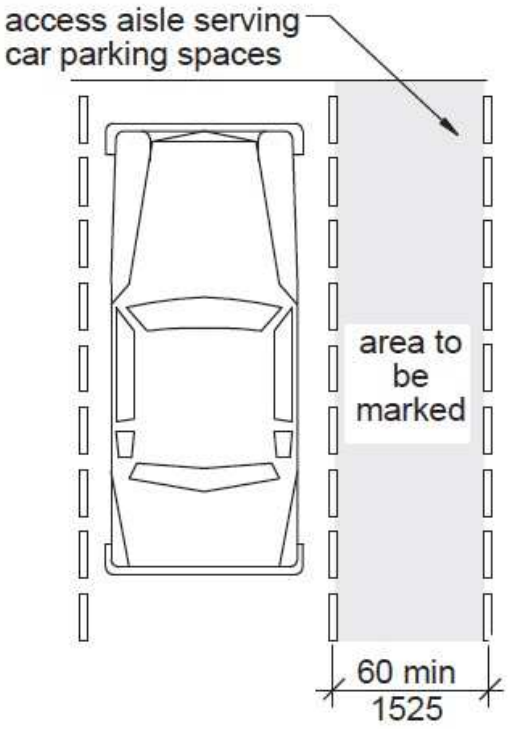

Exterior: Parking

Barrier: 7

The running slope (long dimension) of the accessible parking space exceeds 2%.

The running slope in an accessible parking space and the access aisle must not exceed 2%.

Citation:

1991 ADAS Section: 4.6.3

Conceptual Budget Estimate:

$2,100.00

Possible Solution:

Repave and restripe.

Barrier Priority:

Priority 1 (1):



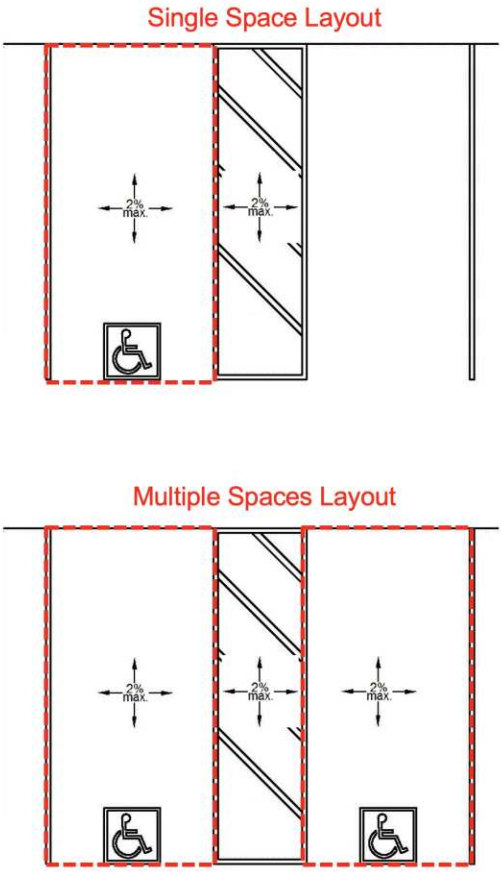

Barrier: 7 Additional Barrier Photos



Exterior: Parking

Barrier: 8

The access aisle contains abrupt edges and surface irregularities over a 1/4 inches.

Parking spaces and access aisles serving them shall be stable, firm, and slip resistant. Access aisles shall be at the same level as the parking spaces they serve. Changes in level are not permitted and shall not be sloped steeper than 2% in any direction.

Citation:

1991 ADAS Section: 4.6.3

Conceptual Budget Estimate:

$2,100.00

Possible Solution:

Repave and restripe.

Barrier Priority:

Priority 1 (1):



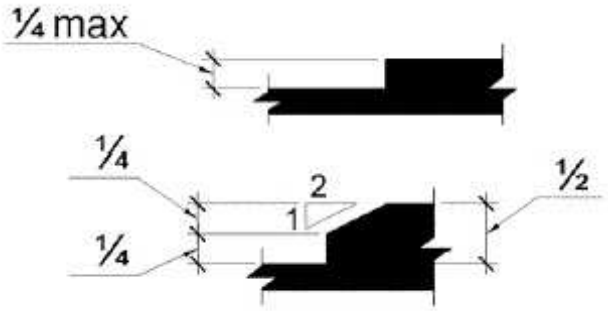

Barrier: 8 Additional Barrier Photos



Exterior: Parking

Barrier: 9

The running slope of the access aisle (long dimension) exceeds 2%.

The running slope in an accessible parking space and the access aisle must not exceed 2%.

Citation:

1991 ADAS Section: 4.6.3

Conceptual Budget Estimate:

$2,100.00

Possible Solution:

Repave and restripe.

Barrier Priority:

Priority 1 (1):



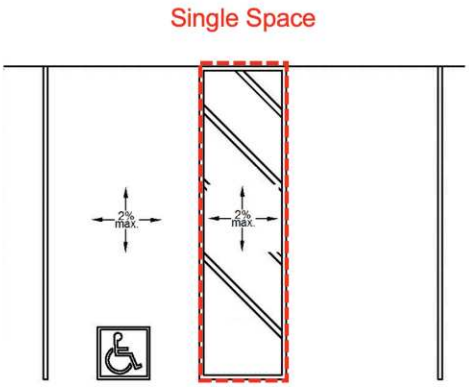

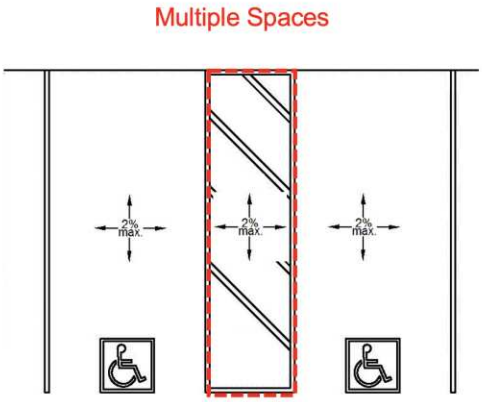

Barrier: 9 Additional Barrier Photos



Exterior: Parking

Barrier: 10

The running slope (long dimension) of the accessible parking space exceeds 2%.

The running slope in an accessible parking space and the access aisle must not exceed 2%.

Citation:

1991 ADAS Section: 4.6.3

Conceptual Budget Estimate:

$2,100.00

Possible Solution:

Repave and restripe.

Barrier Priority:

Priority 1 (1):



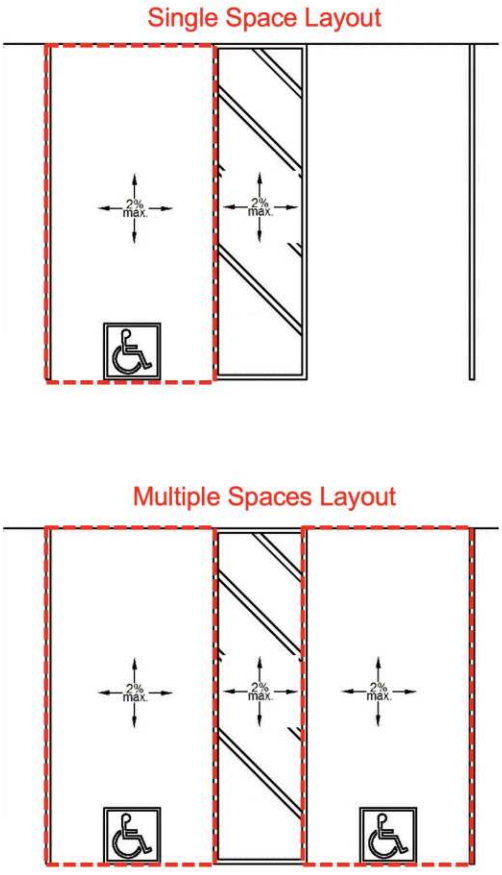

Barrier: 10 Additional Barrier Photos



Exterior: Parking

Barrier: 11

The running slope (long dimension) of the accessible parking space exceeds 2%.

The running slope in an accessible parking space and the access aisle must not exceed 2%.

Citation:

1991 ADAS Section: 4.6.3

Conceptual Budget Estimate:

$2,100.00

Possible Solution:

Repave and restripe.

Barrier Priority:

Priority 1 (1):



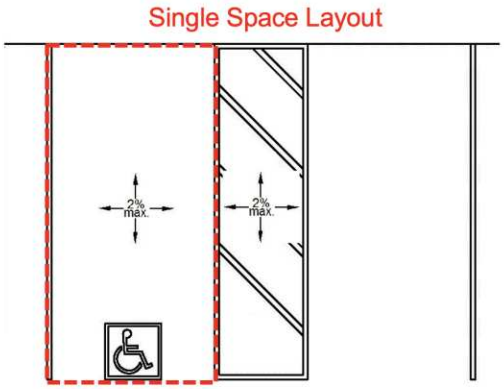

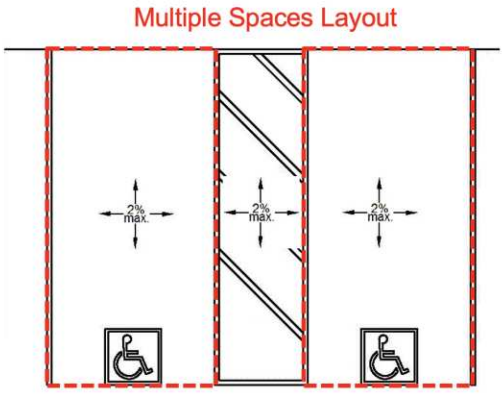

Barrier: 11 Additional Barrier Photos



Exterior: Parking

Barrier: 12

The running slope (long dimension) of the accessible parking space exceeds 2%.

The running slope in an accessible parking space and the access aisle must not exceed 2%.

Citation:

1991 ADAS Section: 4.6.3

Conceptual Budget Estimate:

$2,100.00

Possible Solution:

Repave and restripe.

Barrier Priority:

Priority 1 (1):



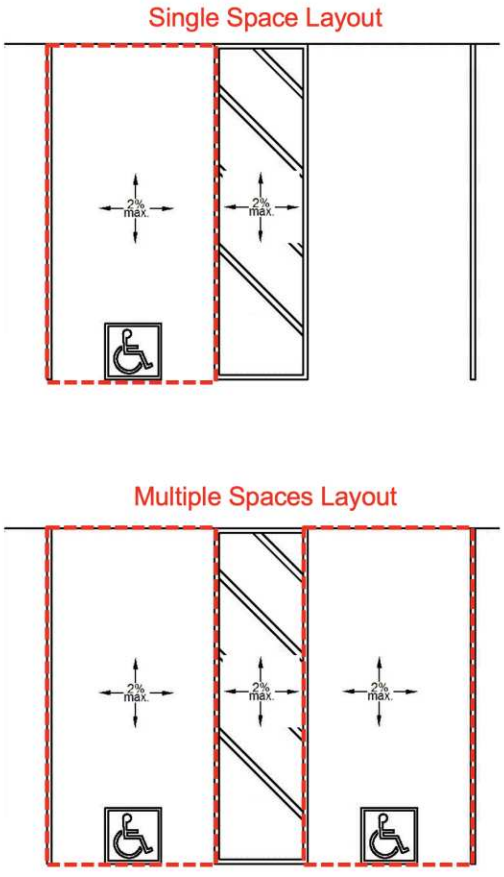

Barrier: 12 Additional Barrier Photos



Exterior: Parking

Barrier: 13

The running slope (long dimension) of the accessible parking space exceeds 2%.

The running slope in an accessible parking space and the access aisle must not exceed 2%.

Citation:

1991 ADAS Section: 4.6.3

Conceptual Budget Estimate:

$2,100.00

Possible Solution:

Repave and restripe.

Barrier Priority:

Priority 1 (1):



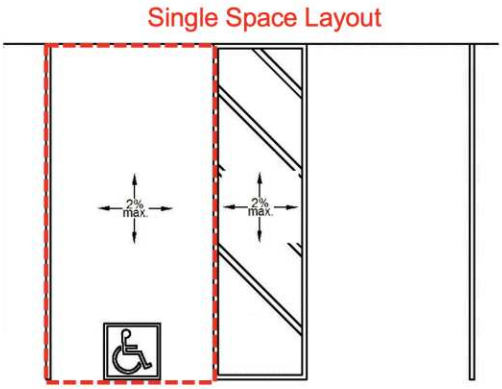

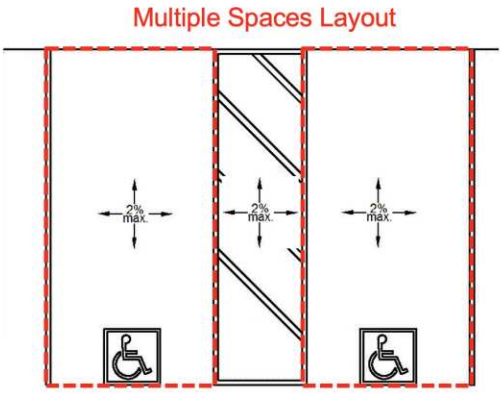

Barrier: 13 Additional Barrier Photos



Exterior: Parking

Barrier: 14

The access aisle contains abrupt edges and surface irregularities over a 1/4 inches.

Parking spaces and access aisles serving them shall be stable, firm, and slip resistant. Access aisles shall be at the same level as the parking spaces they serve. Changes in level are not permitted and shall not be sloped steeper than 2% in any direction.

Citation:

1991 ADAS Section: 4.6.3

Conceptual Budget Estimate:

$2,100.00

Possible Solution:

Repave and restripe.

Barrier Priority:

Priority 1 (1):



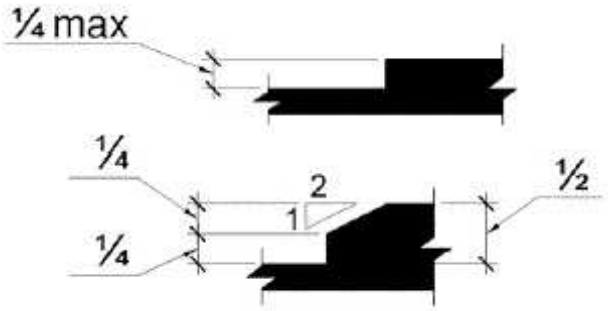

Barrier: 14 Additional Barrier Photos



Exterior: Parking

Barrier: 15

The running slope of the access aisle (long dimension) exceeds 2%.

The running slope in an accessible parking space and the access aisle must not exceed 2%.

Citation:

1991 ADAS Section: 4.6.3

Conceptual Budget Estimate:

$2,100.00

Possible Solution:

Repave and restripe.

Barrier Priority:

Priority 1 (1):



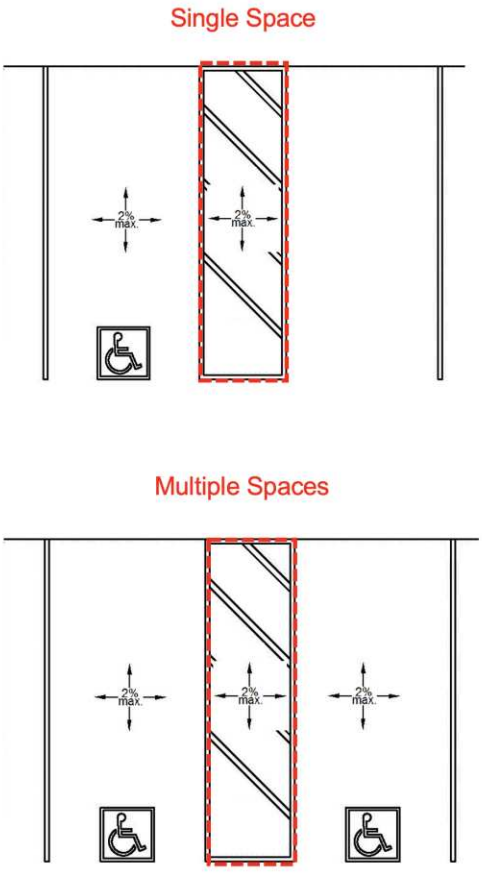

Barrier: 15 Additional Barrier Photos



Exterior: Parking

Barrier: 16

The route contains slopes that creates ponding.

When the slope in the direction of travel of any walk exceeds 1 unit vertical in 20 units horizontal (5-percent slope), it must be constructed as a ramp. Surface cross slopes must not exceed 1 unit vertical in 48 units horizontal (2-percent slope).

Citation:

1991 ADAS Section: 4.3.7

Conceptual Budget Estimate:

$2,100.00

Possible Solution:

Repave and restripe.

Barrier Priority:

Priority 1 (1):



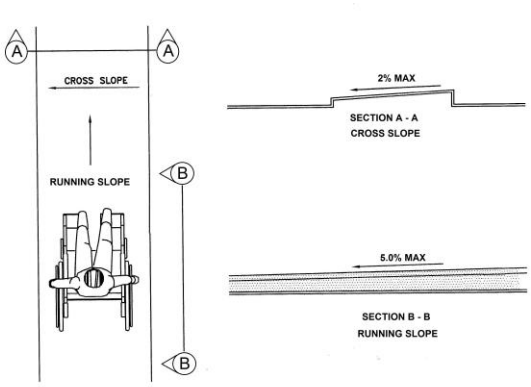

Exterior: Sidewalk

Barrier: 17

The handrail extension is not a minimum 12 inches.

Handrails must be between 34 inches and 38 inches above the ramp surface and must extend beyond the top and bottom of the ramp run 12 inches horizontally. The 12 inches horizontal extensions must not include the radius at the top end of round handrails. Extensions shall return to a wall, guard, or the landing surface, or shall be continuous to the handrail of an adjacent ramp run.

Citation:

1991 ADAS Section: 4.8.5(2)

Conceptual Budget Estimate:

$1,400.00

Possible Solution:

Remove and install compliant accessible handrails on both side of ramp.

Barrier Priority:

Priority 1 (1):



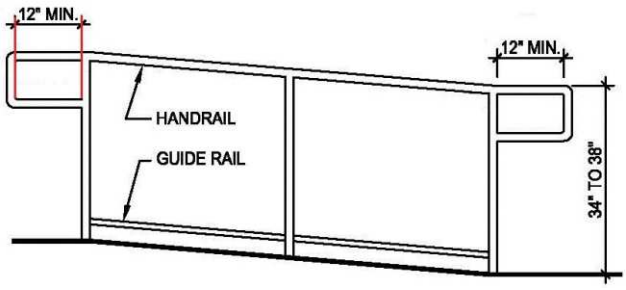

Barrier: 17 Additional Barrier Photos



Exterior: Sidewalk

Barrier: 18

The accessible route on the site has running slopes greater than 5 percent and has not been constructed as a ramp (i.e. handrails, edge protection, etc.).

When the slope in the direction of travel of any walk exceeds 1 unit vertical in 20 units horizontal (5-percent slope), it must be constructed as a ramp. Surface cross slopes must not exceed one unit vertical in 48 units horizontal (2-percent slope).

Citation:

1991 ADAS Section: 4.3.7

Conceptual Budget Estimate:

$700.00

Possible Solution:

Resurface concrete to correct cross slope.

Barrier Priority:

Priority 1 (1):



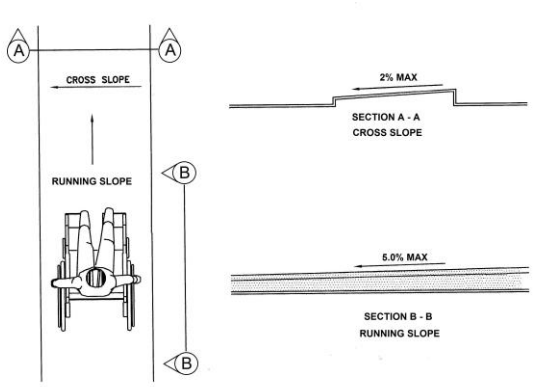

Barrier: 18 Additional Barrier Photos



Exterior: Sidewalk

Barrier: 19

The accessible path of travel has cross slopes greater than 2%.

Surface cross slopes shall not exceed one unit vertical in 48 units horizontal (2-percent slope). When the slope in the direction of travel of any walk exceeds 1 unit vertical in 20 units horizontal (5-percent slope), it must be constructed as a ramp.

Citation:

1991 ADAS Section: 4.3.7

Conceptual Budget Estimate:

$3,400.00

Possible Solution:

Resurface concrete to correct cross slope.

Barrier Priority:

Priority 1 (1):



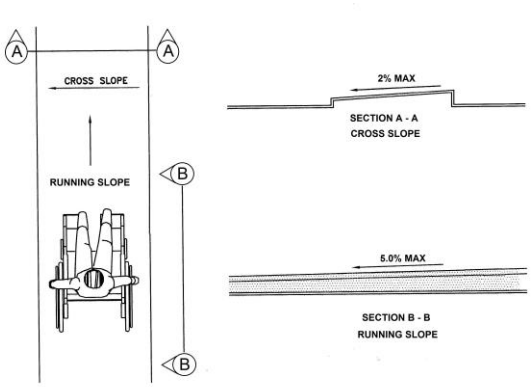

Barrier: 19 Additional Barrier Photos



Exterior: Sidewalk

Barrier: 20

The walkway contains heaving, sinking, or cracking.

If there are changes in level on accessible routes they shall have a 1/4 inch maximum vertical rise. Changes in level between 1/4 inch and 1/2 inch must be beveled at 1:2 or less.

Changes in level greater than 1/2 inch must be by way of a ramp.

Citation:

1991 ADAS Section: 4.5.2

Conceptual Budget Estimate:

$500.00

Possible Solution:

Remove and install compliant concrete sidewalk panels.

Barrier Priority:

Priority 1 (1):



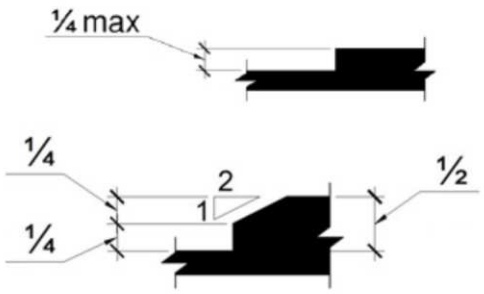

Barrier: 20 Additional Barrier Photos



Exterior: Sidewalk

Barrier: 21

There are no accessible dining surfaces.

Dining surfaces shall be dispersed throughout the space or facility in each functional area containing dining surfaces. Where dining surfaces are provided for the consumption of food or drink, at least 5 percent of the seating spaces and standing spaces at the dining surfaces shall provide a clear floor space positioned for a forward approach and knee and toe clearance. The tops of dining surfaces shall be 28 inches minimum and 34 inches maximum above the finish floor or ground.

Citation:

1991 ADAS Section: 5.1

Conceptual Budget Estimate:

$4,100.00

Possible Solution:

Install accessible dining surfaces.

Barrier Priority:

Priority 4 (4):



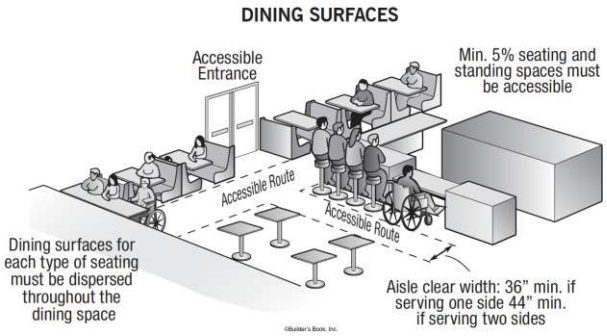

Exterior: Sidewalk

Barrier: 22

The accessible path of travel has cross slopes greater than 2%.

Surface cross slopes shall not exceed one unit vertical in 48 units horizontal (2-percent slope). When the slope in the direction of travel of any walk exceeds 1 unit vertical in 20 units horizontal (5-percent slope), it must be constructed as a ramp.

Citation:

1991 ADAS Section: 4.3.7

Conceptual Budget Estimate:

$6,800.00

Possible Solution:

Resurface concrete to correct cross slope.

Barrier Priority:

Priority 1 (1):



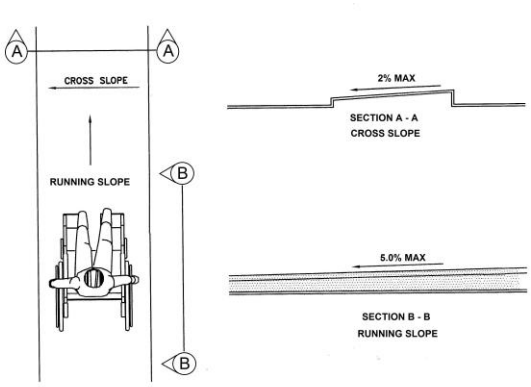

Barrier: 22 Additional Barrier Photos



Exterior: Sidewalk

Barrier: 23

The walkway contains heaving, sinking, or cracking.

If there are changes in level on accessible routes they shall have a 1/4 inch maximum vertical rise. Changes in level between 1/4 inch and 1/2 inch must be beveled at 1:2 or less.

Changes in level greater than 1/2 inch must be by way of a ramp.

Citation:

1991 ADAS Section: 4.5.2

Conceptual Budget Estimate:

$2,100.00

Possible Solution:

Remove and install accessible path of travel

Barrier Priority:

Priority 1 (1):



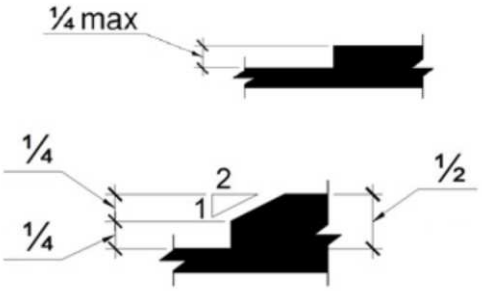

Barrier: 23 Additional Barrier Photos



Interior: 101 - Open Area

Barrier: 24

The emergency defibrillator case protrudes more than 4 inches into the circulation path.

Wall-mounted objects that have leading edges between 27 inches and 80 inches from the floor must not protrude more than 4 inches into the circulation path. Protruding objects that extend to the floor or within 27 inches of the floor are cane detectable and are therefore not hazardous. Where it is necessary or desirable to have objects protrude from the wall, a manner of cane detection must be provided.

Citation:

1991 ADAS Section: 4.4.1

Conceptual Budget Estimate:

$500.00

Possible Solution:

Reinstall element.

Barrier Priority:

Priority 1 (1):



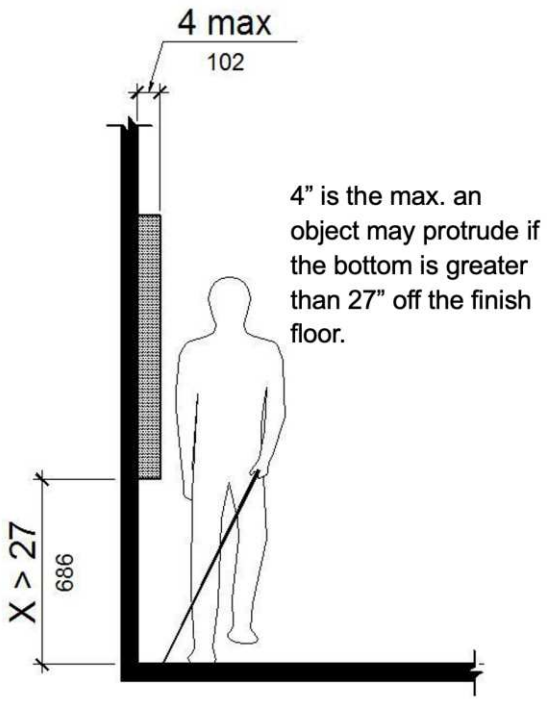

Barrier: 24 Additional Barrier Photos





Interior: 101 - Open Area

Barrier: 25

The tactile EXIT sign is missing at the door.

Wall signs identifying exits shall have characters raised 1/32 inch minimum and shall be uppercase characters a minimum of 5/8 inch and a maximum of 2 inches high. Braille shall be placed directly below the tactile characters; flush left or centered. Signs shall be located a minimum of 48 inches above the floor, measured from the baseline of the lowest tactile characters and 60 inches maximum above the finish floor or ground surface, measured from the baseline of the highest tactile characters.

Where a tactile sign is provided at a door, the sign shall be located on the latch side. Where a tactile sign is provided at double doors the sign shall be located to the right of the right-hand door. Where there is no wall space at the latch side of a single door or at the right side of double doors, signs shall be located on the nearest adjacent wall.

Citation:

1991 ADAS Section: 4.30.6 , 4.1.2(7)

Conceptual Budget Estimate:

$300.00

Possible Solution:

Install a tactile EXIT sign at the door.

Barrier Priority:

Priority 1 (1):





Interior: 101 - Open Area

Barrier: 26

The route contains openings greater than 1/2 inch.

Openings in floor or ground surfaces shall not allow passage of a sphere more than 1/2 inch diameter. Elongated openings shall be placed so that the long dimension is perpendicular to the dominant direction of travel.

Citation:

1991 ADAS Section: 4.5.4

Conceptual Budget Estimate:

$700.00

Possible Solution:

Remove and install flooring material to mitigate the opening.

Barrier Priority:

Priority 1 (1):



Barrier: 26 Additional Barrier Photos



Interior: 107 - Men's Restroom

Barrier: 27

Compliant room identification signs are missing.

Sign shall be located alongside the door at the latch side. Where a tactile sign is provided at double doors with one active leaf, the sign shall be located on the inactive leaf. Where a tactile sign is provided at double doors with two active leafs, the sign shall be located to the right of the right hand door. Where there is no wall space at the latch side of a single door or at the right side of double doors, signs shall be located on the nearest adjacent wall. Signs containing tactile characters shall be located so that a clear floor space of 18 inches minimum by 18 inches minimum, centered on the tactile characters, is provided beyond the arc of any door swing between the closed position and 45-degree open position.

Citation:

1991 ADAS Section: 4.30.4

Conceptual Budget Estimate:

$300.00

Possible Solution:

Install compliant wall sign.

Barrier Priority:

Priority 3 (3):



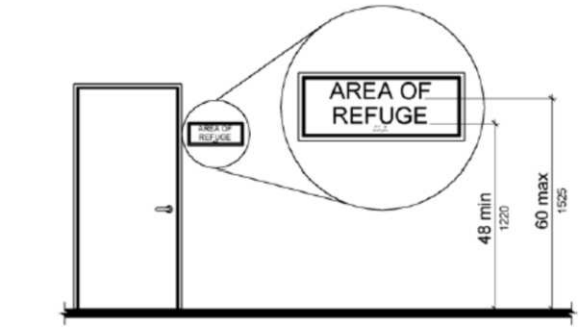

Interior: 107 - Men's Restroom

Barrier: 28

The maneuvering clearance at the door is obstructed.

Maneuvering clearance for doors on the push side approached from the front must be flat (2% max. slope in any direction) and have a minimum length of 48 inches in the direction of travel.

Citation:

1991 ADAS Section: 4.13.6

Conceptual Budget Estimate:

$2,200.00

Possible Solution:

Replace and install door that allows maneuvering clearance.

Barrier Priority:

Priority 3 (3):



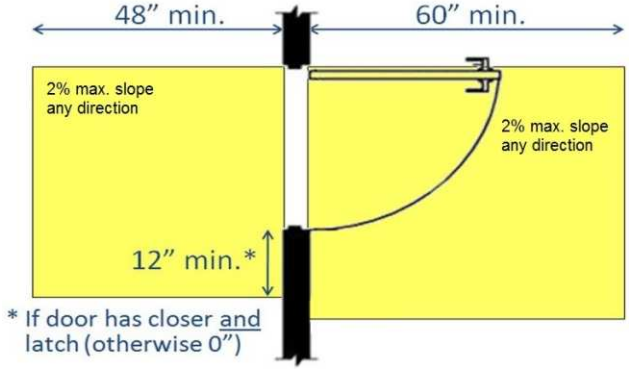

Interior: 107 - Men's Restroom

Barrier: 29

The element is not accessible because the operable parts are not within the required reach range.

Operable parts on accessible elements, accessible routes, and in accessible rooms and spaces shall comply with requirements for operable parts. The requirements include complying with a clear floor space, reach range, and operation.

Citation:

1991 ADAS Section: 4.27.1 , 4.27.3

Conceptual Budget Estimate:

$500.00

Possible Solution:

Reinstall light switch to a lower accessible height.

Barrier Priority:

Priority 3 (3):



Barrier: 29 Additional Barrier Photos



Interior: 107 - Men's Restroom

Barrier: 30

The ambulatory compartment is not the minimum required width.

If toilet stalls are provided, then at least one shall be a standard toilet stall; where 6 or more stalls are provided, in addition to the standard stall, at least one stall 36 in wide with an outward swinging, self-closing door and parallel grab bars shall be provided.

Citation:

1991 ADAS Section: 4.22.4

Conceptual Budget Estimate:

$6,000.00

Possible Solution:

Adjust compartment width of bathroom stall.

Barrier Priority:

Priority 3 (3):



Barrier: 30 Additional Barrier Photos





Interior: 110 - Women's Restroom

Barrier: 31

The element is not accessible because the operable parts are not within the required reach range.

Operable parts on accessible elements, accessible routes, and in accessible rooms and spaces shall comply with requirements for operable parts. The requirements include complying with a clear floor space, reach range, and operation.

Citation:

1991 ADAS Section: 4.27.1 , 4.27.3

Conceptual Budget Estimate:

$500.00

Possible Solution:

Reinstall light switch.

Barrier Priority:

Priority 3 (3):



Barrier: 31 Additional Barrier Photos



Interior: 110 - Women's Restroom

Barrier: 32

The accessible compartment door is not self closing.

The door to the ambulatory stall shall be self-closing. A door pull shall be placed on both sides of the door near the latch. Toilet compartment doors shall not swing into the minimum required compartment area.

Citation:

1991 ADAS Section: 4.22.4

Conceptual Budget Estimate:

$500.00

Possible Solution:

Replace accessible compartment hinges with properly operating, self-closing hinges.

Barrier Priority:

Priority 3 (3):



Interior: 110 - Women's Restroom

Barrier: 33

The rear grab bar is missing.

Grab bars shall be installed in a horizontal position, 33 inches minimum and 36 inches maximum above the finish floor measured to the centerline of the grab bar and the space between the grab bar and the top of the tank (any obstruction) shall be 1-1/2 inches minimum.

Citation:

1991 ADAS Section: 4.16.4

Conceptual Budget Estimate:

$700.00

Possible Solution:

Install an accessible rear grab bar.

Barrier Priority:

Priority 3 (3):



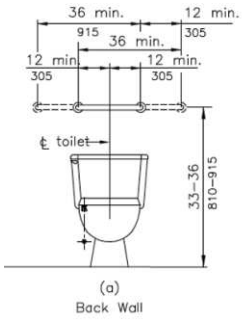

(a)
Back Wall

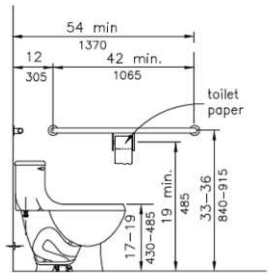

(b)
Side Wall

Interior: 110 - Women's Restroom

Barrier: 34

The door exceeds the maximum allowable opening force.

Interior doors shall have a maximum opening force of 5 pounds.

These forces do not apply to the force required to retract latch bolts or disengage other devices that hold the door or gate in a closed position.

Citation:

1991 ADAS Section: 4.13.11(2)

Conceptual Budget Estimate:

$200.00

Possible Solution:

Adjust spring tension and closer valves on the door closer.

Barrier Priority:

Priority 1 (1):





Interior: 114 - Open Area

Barrier: 35

The wall rack and pamphlets protrude more than 4 inches into the circulation path.

Wall-mounted objects that have leading edges between 27 inches and 80 inches from the floor must not protrude more than 4 inches into the circulation path. Protruding objects that extend to the floor or within 27 inches of the floor are cane detectable and are therefore not hazardous. Where it is necessary or desirable to have objects protrude from the wall, a manner of cane detection must be provided.

Citation:

1991 ADAS Section: 4.4.1

Conceptual Budget Estimate:

$500.00

Possible Solution:

Reinstall element.

Barrier Priority:

Priority 1 (1):



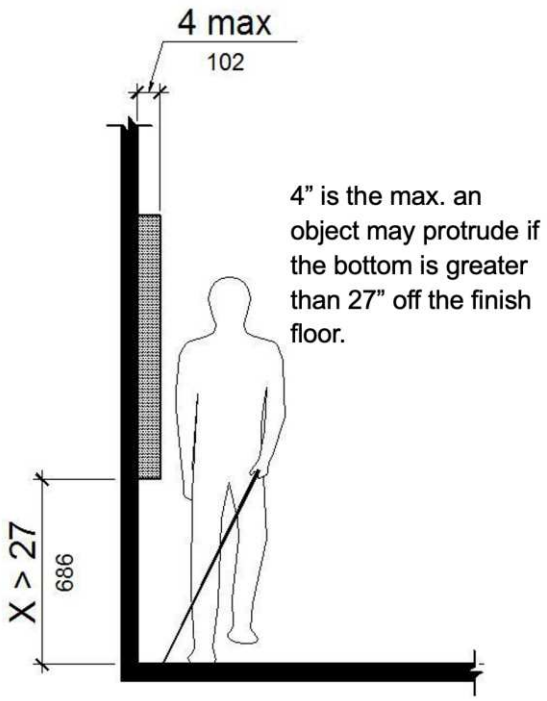

Barrier: 35 Additional Barrier Photos





Interior: Men's Restroom 2

Barrier: 36

Toilet paper dispensers shall be 7 inches minimum and 9 inches maximum in front of the water closet measured to the centerline of the dispenser. The outlet of the dispenser shall be 15 inches minimum and 48 inches maximum above the finish floor and shall not be located behind grab bars. Dispensers shall not be of a type that controls delivery or that does not allow continuous paper flow. There shall be a clearance of 1 1/2 inches minimum below the grab bar.

Citation:

1991 ADAS Section: 4.16.6

Conceptual Budget Estimate:

$700.00

Possible Solution:

Reinstall dispenser at accessible location.

Barrier Priority:

Priority 3 (3):



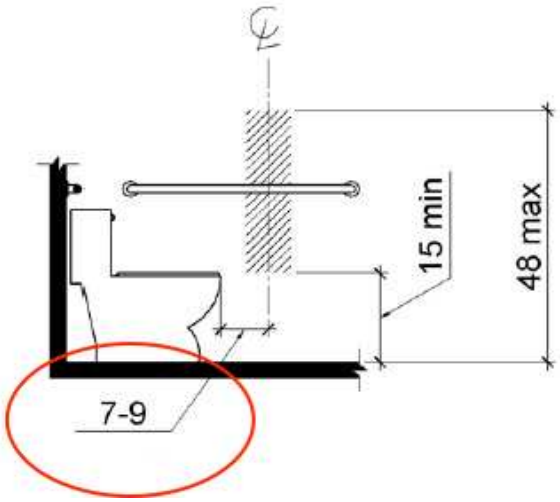

Barrier: 36 Additional Barrier Photos



Interior: Men's Restroom 2

Barrier: 37

Knee clearance at 27 inches off the floor is not 8 inches minimum deep.

The knee clearance, measured from the bottom of the apron or the outside bottom edge of the lavatory, must be 27 inches at a point located 8 inches back from the front edge and continuing to 11 inches minimum in depth at 9 inches above the floor. The top of the lavatory rim may be no higher than 34 inches.

Citation:

1991 ADAS Section: 4.19.2

Conceptual Budget Estimate:

$1,000.00

Possible Solution:

Install a shallower sink basin to allow for more underside knee clearance.

Barrier Priority:

Priority 3 (3):



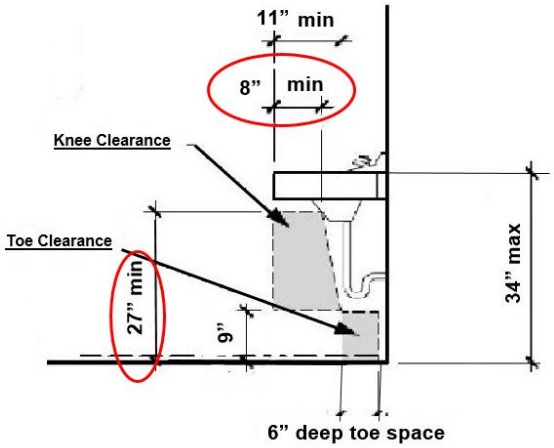

Barrier: 37 Additional Barrier Photos





Interior: Men's Restroom 2

Barrier: 38

The top rim of the lavatory is too high.

All lavatories that are designated to be accessible shall be a minimum 17 inches in horizontal depth and mounted with the rim or counter edge no higher than 34 inches above the finished floor.

Citation:

1991 ADAS Section: 4.19.2

Conceptual Budget Estimate:

$2,700.00

Possible Solution:

Lower sink to compliant height.

Barrier Priority:

Priority 3 (3):



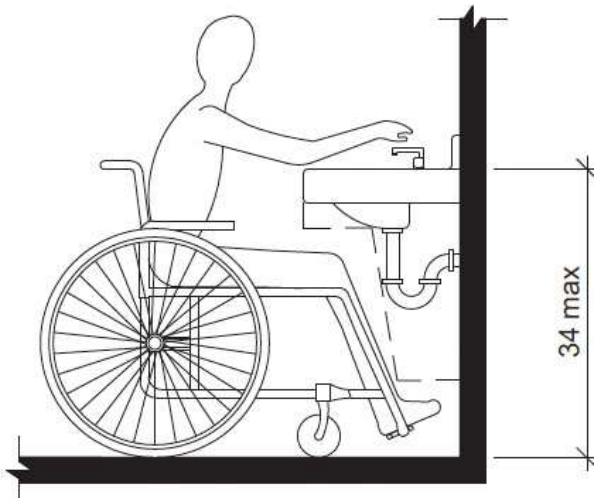

Barrier: 38 Additional Barrier Photos



Interior: Women's Restroom 2

Barrier: 39

The top rim of the lavatory is too high.

All lavatories that are designated to be accessible shall be a minimum 17 inches in horizontal depth and mounted with the rim or counter edge no higher than 34 inches above the finished floor.

Citation:

1991 ADAS Section: 4.19.2

Conceptual Budget Estimate:

$2,700.00

Possible Solution:

Lower sink to compliant height.

Barrier Priority:

Priority 3 (3):



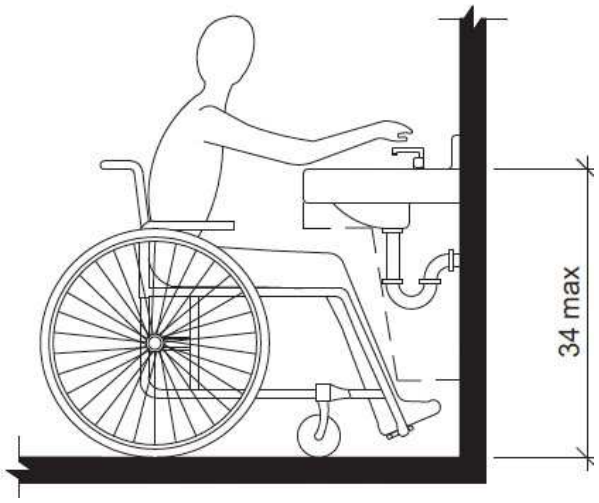

Barrier: 39 Additional Barrier Photos



Interior: Women's Restroom 2

Barrier: 40

Knee clearance at 27 inches off the floor is not 8 inches minimum deep.

The knee clearance, measured from the bottom of the apron or the outside bottom edge of the lavatory, must be 27 inches at a point located 8 inches back from the front edge and continuing to 11 inches minimum in depth at 9 inches above the floor. The top of the lavatory rim may be no higher than 34 inches.

Citation:

1991 ADAS Section: 4.19.2

Conceptual Budget Estimate:

$1,000.00

Possible Solution:

Install a shallower sink basin to allow for more underside knee clearance.

Barrier Priority:

Priority 3 (3):



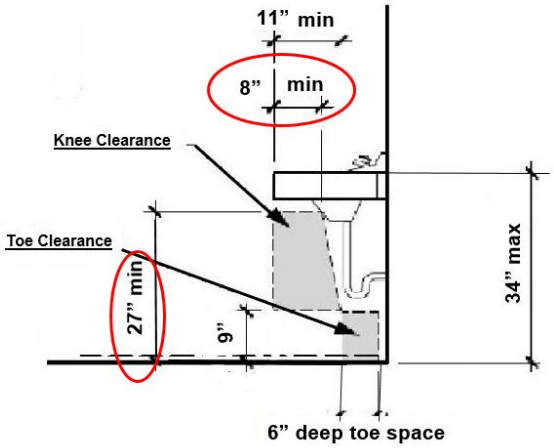

Barrier: 40 Additional Barrier Photos



Interior: Women's Restroom 2

Barrier: 41

Toilet paper dispensers shall be 7 inches minimum and 9 inches maximum in front of the water closet measured to the centerline of the dispenser. The outlet of the dispenser shall be 15 inches minimum and 48 inches maximum above the finish floor and shall not be located behind grab bars. Dispensers shall not be of a type that controls delivery or that does not allow continuous paper flow. There shall be a clearance of 1 1/2 inches minimum below the grab bar.

Citation:

1991 ADAS Section: 4.16.6

Conceptual Budget Estimate:

$700.00

Possible Solution:

Reinstall dispenser at accessible location.

Barrier Priority:

Priority 3 (3):



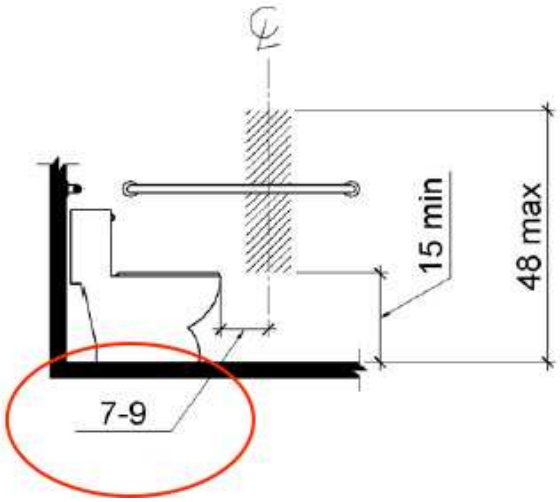

Interior: Room 2

Barrier: 42

The television protrudes more than 4 inches into the circulation path.

Wall-mounted objects that have leading edges between 27 inches and 80 inches from the floor must not protrude more than 4 inches into the circulation path. Protruding objects that extend to the floor or within 27 inches of the floor are cane detectable and are therefore not hazardous. Where it is necessary or desirable to have objects protrude from the wall, a manner of cane detection must be provided.

Citation:

1991 ADAS Section: 4.4.1

Conceptual Budget Estimate:

$500.00

Possible Solution:

Reinstall element.

Barrier Priority:

Priority 1 (1):



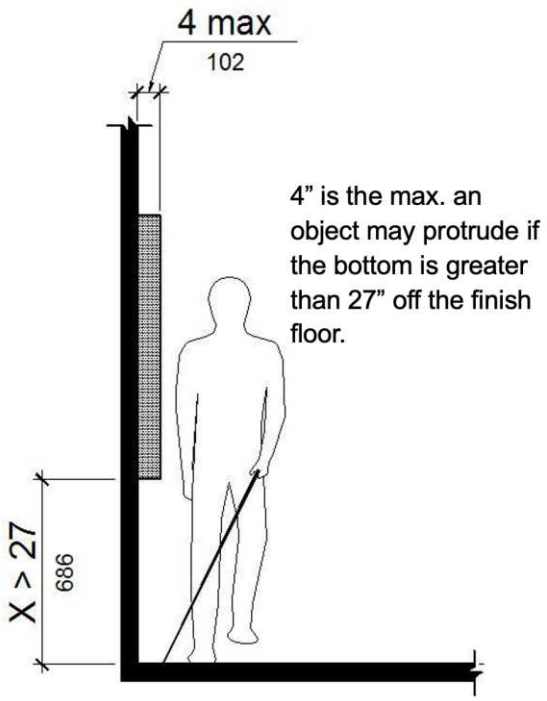

Barrier: 42 Additional Barrier Photos



Interior: North Exit

Barrier: 43

The tactile EXIT sign is missing at the door.

Wall signs identifying exits shall have characters raised 1/32 inch minimum and shall be uppercase characters a minimum of 5/8 inch and a maximum of 2 inches high. Braille shall be placed directly below the tactile characters; flush left or centered. Signs shall be located a minimum of 48 inches above the floor, measured from the baseline of the lowest tactile characters and 60 inches maximum above the finish floor or ground surface, measured from the baseline of the highest tactile characters.

Where a tactile sign is provided at a door, the sign shall be located on the latch side. Where a tactile sign is provided at double doors the sign shall be located to the right of the right-hand door. Where there is no wall space at the latch side of a single door or at the right side of double doors, signs shall be located on the nearest adjacent wall.

Citation:

1991 ADAS Section: 4.30.6 , 4.1.2(7)

Conceptual Budget Estimate:

$300.00

Possible Solution:

Install a tactile exit sign at the door.

Barrier Priority:

Priority 1 (1):





Site Accessibility Evaluation



Service Center
725 SE John Jones Dr
Burleson, TX 76028
Accessibility Evaluation
Inspection Date: 01/14/2026

Prepared By

Kimley»Horn

(817) 335 - 6511
kimley-horn.com

Cost Summary Disclaimer

The following “Cost report" assigns conceptual budget estimates to each possible solution. The Kimley-Horn has no control over the cost of labor, materials, equipment, or over the Contractor's methods of determining prices or over competitive bidding or market conditions. Opinions of probable costs provided herein are based on the information known to Kimley-Horn at this time and represent only Kimley-Horn's judgment as a design professional familiar with the construction industry. These opinions of costs are for corrective actions and involve a single solution without extensive study, destructive testing, or design. Opinion of costs represent material and labor cost only and do not include other factors such as design, permitting, overhead, and contingencies. The Consultant cannot and does not guarantee that proposals, bids, or actual construction costs will not vary from its opinions of probable costs. If the Client wishes greater assurance as to the amount of any cost, it shall employ an independent cost estimator. Consultant's services required to bring costs within any limitation established by the Client will be paid for as Additional Services.

Standards Defined

Americans with Disabilities Act Standards (ADAS) issued under the Americans with Disabilities Act (ADA) apply to places of public accommodation, commercial facilities, and state and local government facilities in new construction, alterations, and additions. The ADA Standards are based on minimum guidelines set by the Access Board. The ADA standards are issued by the Department of Justice (DOJ) and the Department of Transportation (DOT) and apply to facilities covered by the ADA in new construction and alterations. DOJ’s standards apply to all facilities covered by the ADA, except public transportation facilities, which are subject to DOT’s standards. Both standards are very similar and are closely based on the Board’s ADA Accessibility Guidelines (ADAAG). However, each contains a few unique provisions.

This facility was evaluated to the applicable ADA standards in effect at the time of the evaluation. State and local building codes under which the project was originally constructed are excluded from the evaluations. However, each element should be checked against current standards and codes at the time they are altered for compliance.

Building Barrier Priority

Physical barriers to access for buildings were assigned a barrier priority, which are defined in the table below. This barrier prioritization methodology was developed by the Consultant Team and is just one factor for the City of Burleson to consider in developing the Transition Plan implementation strategy (see **Section 5.2 Implementation Schedule** in the Transition Plan for more information).

Barrier Priority	Criteria
1	Accessible approach and entrance.
2	Access to goods and services.
3	Access to public toilet rooms.
4	Access to other items such as water fountains and public telephones.
5	Fully compliant with a previous standard (safe-harbored) but will need to be brought into compliance with a current standard if altered.

Conceptual Budget Estimate Summary

Room / Area	Barrier Count	Conceptual Budget Estimate
Parking	4	$ 4,700
Sidewalk	6	$ 9,600
101 - Lobby	2	$ 600
105 - Training Area	5	$ 4,700
108 - Women's Restroom	2	$ 1,200
109 - Men's Restroom	1	$ 1,000
Total	**20**	**$ 21,800**

Barriers 3

Exterior Elements 3

Parking 3

Sidewalk 11

Interior Elements 23

101 - Lobby 23

105 - Training Area 26

108 - Women's Restroom 35

109 - Men's Restroom 38

Exterior Elements: Parking

Barrier: 1

The access aisle contains abrupt edges and surface irregularities over a 1/4 inches.

Parking spaces and access aisles serving them shall be stable, firm, and slip resistant. Access aisles shall be at the same level as the parking spaces they serve. Changes in level are not permitted and shall not be sloped steeper than 2% in any direction.

Citation:

1991 ADAS Section: 4.6.3

Conceptual Budget Estimate:

$2,100.00

Possible Solution:

Repave and restripe.

Barrier Priority:

Priority 1 (1):



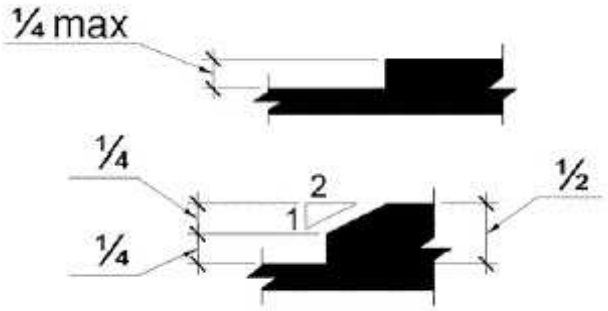

Barrier: 1 Additional Barrier Photos





Exterior Elements: Parking

Barrier: 2

The access aisle is missing at the accessible parking space.

Access aisles serving parking spaces shall adjoin an accessible route. Two parking spaces shall be permitted to share a common access aisle.

Citation:

1991 ADAS Section: 4.1.2(5)(a), 4.1.2(5)(b)

Conceptual Budget Estimate:

$300.00

Possible Solution:

It is a recommendation to the client to stripe the access aisle to discourage parking.

Barrier Priority:

Priority 5 (5):



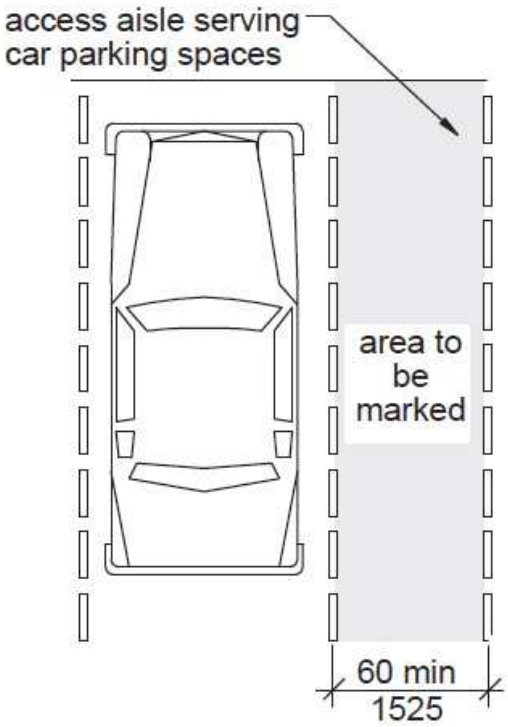

Barrier: 2 Additional Barrier Photos



Exterior Elements: Parking

Barrier: 3

The accessible route contains loose gravel and/or surface materials that do not provide for a stable, firm slip resistant surface.

Floor and ground surfaces shall be stable, firm, and slip resistant.

Citation:

1991 ADAS Section: 4.5.1

Conceptual Budget Estimate:

$200.00

Possible Solution:

Clear accessible path of travel of debris.

Barrier Priority:

Priority 1 (1):



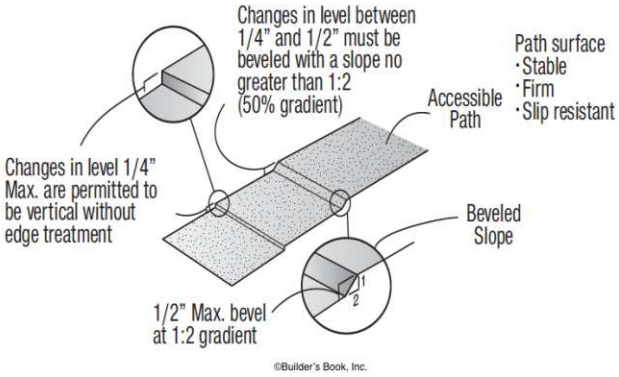

Barrier: 3 Additional Barrier Photos



Exterior Elements: Parking

Barrier: 4

The cross slope (short dimension) of the access aisle exceeds 2%.

The cross slope in an accessible parking space and the access aisle must not exceed 2%.

Citation:

1991 ADAS Section: 4.6.3

Conceptual Budget Estimate:

$2,100.00

Possible Solution:

Repave and restripe.

Barrier Priority:

Priority 1 (1):



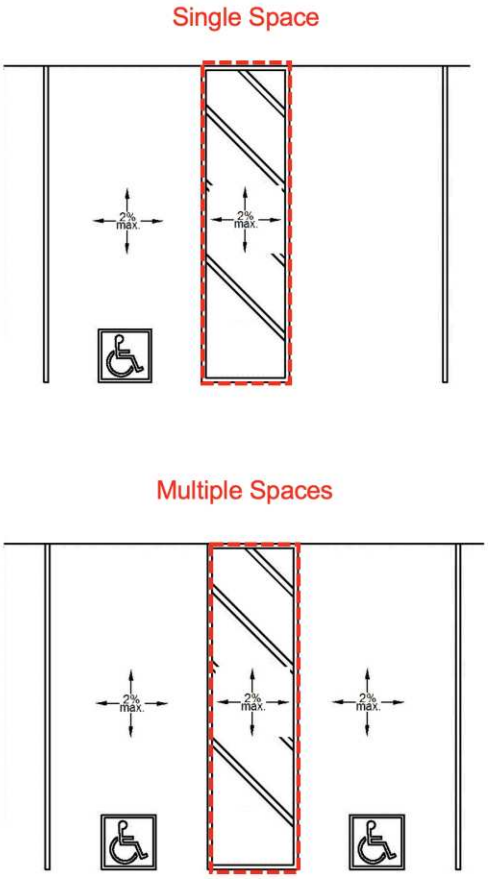

Barrier: 4 Additional Barrier Photos



Exterior Elements: Sidewalk

Barrier: 5

The curb ramp side flares exceed maximum slope allowances.

The sides of curb ramps (curb ramp flares) where provided, shall not be steeper than 1:10.

Citation:

1991 ADAS Section: 4.7.5

Conceptual Budget Estimate:

$2,200.00

Possible Solution:

Remove and install compliant curb ramp.

Barrier Priority:

Priority 1 (1):



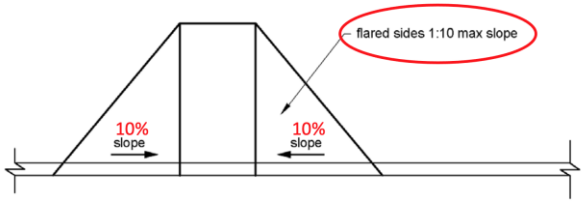

Barrier: 5 Additional Barrier Photos



Exterior Elements: Sidewalk

Barrier: 6

The transition from the curb ramp to the walk, gutter or street is not flush and free of abrupt changes in level.

Transitions from ramps to walks, gutters or streets shall be flush and free of abrupt changes in level. Maximum slopes of adjoining gutters, road surface immediately adjacent to the curb ramp, or accessible route shall not exceed one unit vertical in 20 units horizontal (5-percent slope).

Citation:

1991 ADAS Section: 4.7.2

Conceptual Budget Estimate:

$2,200.00

Possible Solution:

Remove and install compliant curb ramp.

Barrier Priority:

Priority 1 (1):



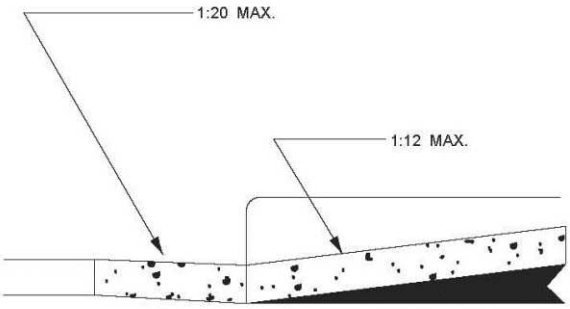

Barrier: 6 Additional Barrier Photos



Exterior Elements: Sidewalk

Barrier: 7

The accessible path of travel has cross slopes greater than 2%.

Surface cross slopes shall not exceed one unit vertical in 48 units horizontal (2-percent slope). When the slope in the direction of travel of any walk exceeds 1 unit vertical in 20 units horizontal (5-percent slope), it must be constructed as a ramp.

Citation:

1991 ADAS Section: 4.3.7

Conceptual Budget Estimate:

$1,300.00

Possible Solution:

Resurface concrete to correct cross slope.

Barrier Priority:

Priority 1 (1):



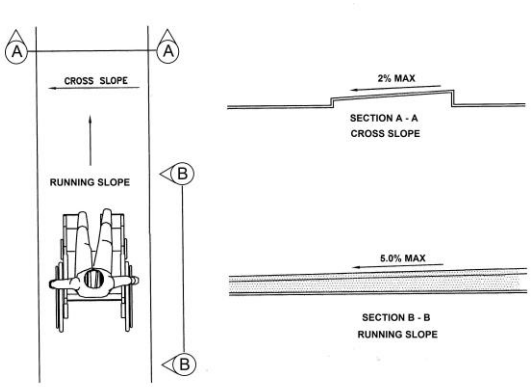

Barrier: 7 Additional Barrier Photos



Exterior Elements: Sidewalk

Barrier: 8

The accessible path of travel has cross slopes greater than 2%.

Surface cross slopes shall not exceed one unit vertical in 48 units horizontal (2-percent slope). When the slope in the direction of travel of any walk exceeds 1 unit vertical in 20 units horizontal (5-percent slope), it must be constructed as a ramp.

Citation:

1991 ADAS Section: 4.3.7

Conceptual Budget Estimate:

$2,900.00

Possible Solution:

Resurface concrete to correct cross slope.

Barrier Priority:

Priority 1 (1):



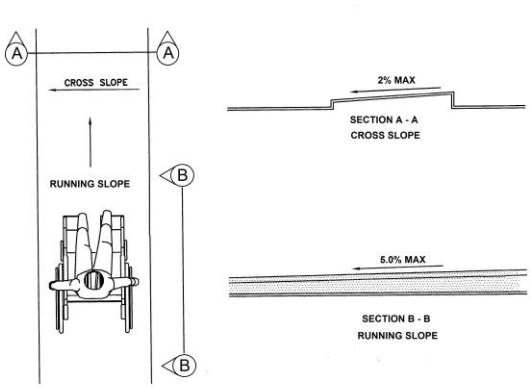

Barrier: 8 Additional Barrier Photos



Exterior Elements: Sidewalk

Barrier: 9

The accessible path of travel has cross slopes greater than 2%.

Surface cross slopes shall not exceed one unit vertical in 48 units horizontal (2-percent slope). When the slope in the direction of travel of any walk exceeds 1 unit vertical in 20 units horizontal (5-percent slope), it must be constructed as a ramp.

Citation:

1991 ADAS Section: 4.3.7

Conceptual Budget Estimate:

$500.00

Possible Solution:

Resurface concrete to correct cross slope.

Barrier Priority:

Priority 1 (1):



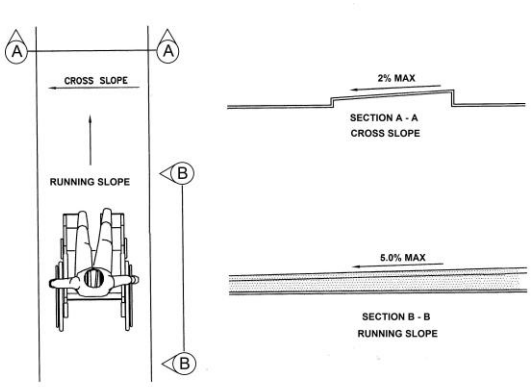

Barrier: 9 Additional Barrier Photos



Exterior Elements: Sidewalk

Barrier: 10

The walkway contains abrupt vertical edges and/or variations over 1/4 inch.

1/4 inch is the maximum vertical rise. Changes in level between 1/4 inch and 1/2 inch must be beveled at 1:2 or less.

Changes in level greater than 1/2 inch must be by way of a ramp.

Citation:

1991 ADAS Section: 4.5.2

Conceptual Budget Estimate:

$500.00

Possible Solution:

Replace sinking panel.

Barrier Priority:

Priority 1 (1):



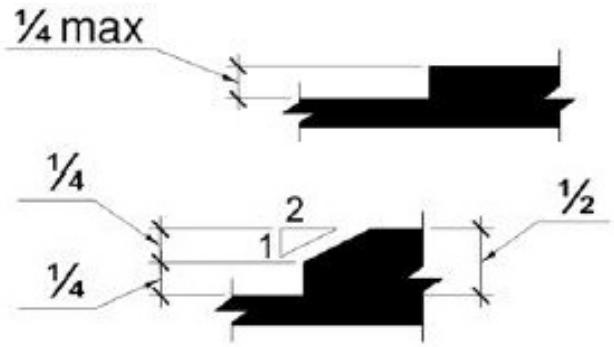

Barrier: 10 Additional Barrier Photos



Interior Elements: 101 - Lobby

Barrier: 11

The interior directional signage is not compliant with applicable requirements.

Signs that provide direction to or information about interior spaces and facilities of the site shall have a non-glare finish, contrast with their background, be selected from fonts where the width of the uppercase letter "O" is 60 percent minimum and 110 percent maximum of the height of the uppercase letter "I" Stroke thickness of the uppercase letter "I" shall be 10 percent minimum and 20 percent maximum of the height of the character and be sized according to the viewing distance.

Citation:

1991 ADAS Section: 4.1.2(1)

Conceptual Budget Estimate:

$300.00

Possible Solution:

Remove and install compliant sign.

Barrier Priority:

Priority 1 (1):



Interior Elements: 101 - Lobby

Barrier: 12

The wall sign is incorrectly located.

Where permanent identification is provided for rooms and spaces, signs shall be installed on the wall adjacent to the latch side of the door. Where there is no wall space to the latch side of the door, including at double leaf doors, signs shall be placed on the nearest adjacent wall. Mounting height shall be 60 inches above the finish floor to the centerline of the sign. Mounting location for such signage shall be so that a person may approach within 3 inches of signage without encountering protruding objects or standing within the swing of a door.

Citation:

1991 ADAS Section: 4.30.6

Conceptual Budget Estimate:

$300.00

Possible Solution:

Reinstall sign.

Barrier Priority:

Priority 1 (1):



Barrier: 12 Additional Barrier Photos



Interior Elements: 105 - Training Area

Barrier: 13

The television protrudes more than 4 inches into the circulation path.

Wall-mounted objects that have leading edges between 27 inches and 80 inches from the floor must not protrude more than 4 inches into the circulation path. Protruding objects that extend to the floor or within 27 inches of the floor are cane detectable and are therefore not hazardous. Where it is necessary or desirable to have objects protrude from the wall, a manner of cane detection must be provided.

Citation:

1991 ADAS Section: 4.4.1

Conceptual Budget Estimate:

$500.00

Possible Solution:

Reinstall element.

Barrier Priority:

Priority 1 (1):



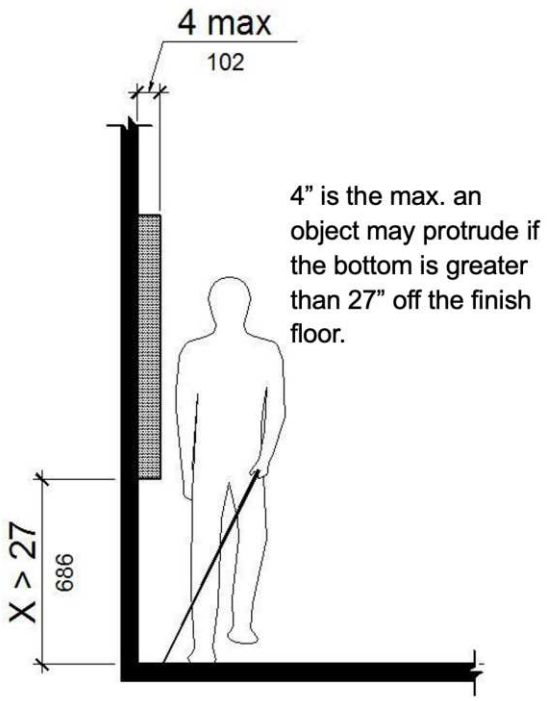

Barrier: 13 Additional Barrier Photos



Interior Elements: 105 - Training Area

Barrier: 14

The element is not accessible because it requires tight grasping, pinching or twisting of the wrist.

Controls and operating mechanisms shall be operable with one hand and shall not require tight grasping, pinching or twisting of the wrist. The force required to activate controls shall be no greater than 5 pounds of force.

Citation:

1991 ADAS Section: 4.27.4

Conceptual Budget Estimate:

$1,000.00

Possible Solution:

Replace dispenser.

Barrier Priority:

Priority 4 (4):



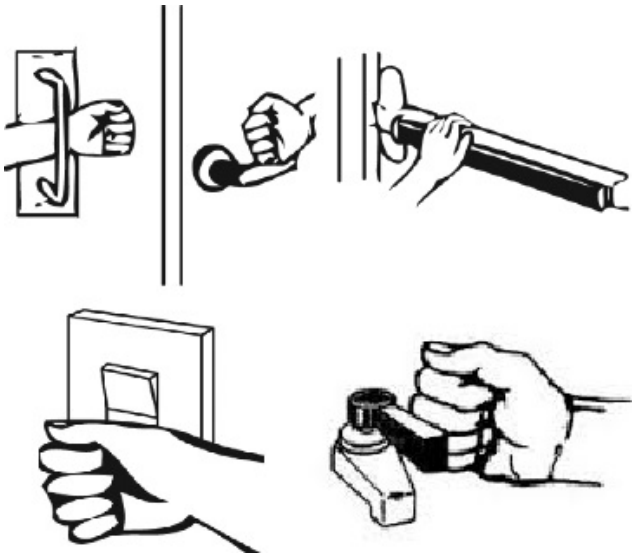

Barrier: 14 Additional Barrier Photos



Interior Elements: 105 - Training Area

Barrier: 15

The element is not accessible because the operable parts are not within the required reach range.

Operable parts on accessible elements, accessible routes, and in accessible rooms and spaces shall comply with requirements for operable parts. The requirements include complying with a clear floor space, reach range, and operation.

Citation:

1991 ADAS Section: 4.27.1 , 4.27.3

Conceptual Budget Estimate:

$2,700.00

Possible Solution:

Replace with compliant appliance.

Barrier Priority:

Priority 2 (2):



Barrier: 15 Additional Barrier Photos



Interior Elements: 105 - Training Area

Barrier: 16

The wall sign is incorrectly located.

Where permanent identification is provided for rooms and spaces, signs shall be installed on the wall adjacent to the latch side of the door. Where there is no wall space to the latch side of the door, including at double leaf doors, signs shall be placed on the nearest adjacent wall. Mounting height shall be 60 inches above the finish floor to the centerline of the sign. Mounting location for such signage shall be so that a person may approach within 3 inches of signage without encountering protruding objects or standing within the swing of a door.

Citation:

1991 ADAS Section: 4.30.6

Conceptual Budget Estimate:

$300.00

Possible Solution:

Reinstall sign.

Barrier Priority:

Priority 1 (1):



Barrier: 16 Additional Barrier Photos



Interior Elements: 105 - Training Area

Barrier: 17

The door exceeds the maximum allowable opening force.

Interior doors shall have a maximum opening force of 5 pounds.

These forces do not apply to the force required to retract latch bolts or disengage other devices that hold the door or gate in a closed position.

Citation:

1991 ADAS Section: 4.13.11(2)

Conceptual Budget Estimate:

$200.00

Possible Solution:

Adjust spring tension and closer valves on the door closer.

Barrier Priority:

Priority 1 (1):





Interior Elements: 108 - Women's Restroom

Barrier: 18

The door exceeds the maximum allowable opening force.

Interior doors shall have a maximum opening force of 5 pounds.

These forces do not apply to the force required to retract latch bolts or disengage other devices that hold the door or gate in a closed position.

Citation:

1991 ADAS Section: 4.13.11(2)

Conceptual Budget Estimate:

$200.00

Possible Solution:

Adjust spring tension and closer valves on the door closer.

Barrier Priority:

Priority 1 (1):





Interior Elements: 108 - Women's Restroom

Barrier: 19

The dispenser controls are not accessible because they require tight grasping, tight pinching or twisting of the wrist and/or require more than 5 pounds of force to operate.

Controls and operating mechanisms shall be operable with one hand and shall not require tight grasping, pinching or twisting of the wrist. The force required to activate controls shall be no greater than 5 pounds of force.

Citation:

1991 ADAS Section: 4.27.4

Conceptual Budget Estimate:

$1,000.00

Possible Solution:

Replace dispenser.

Barrier Priority:

Priority 3 (3):



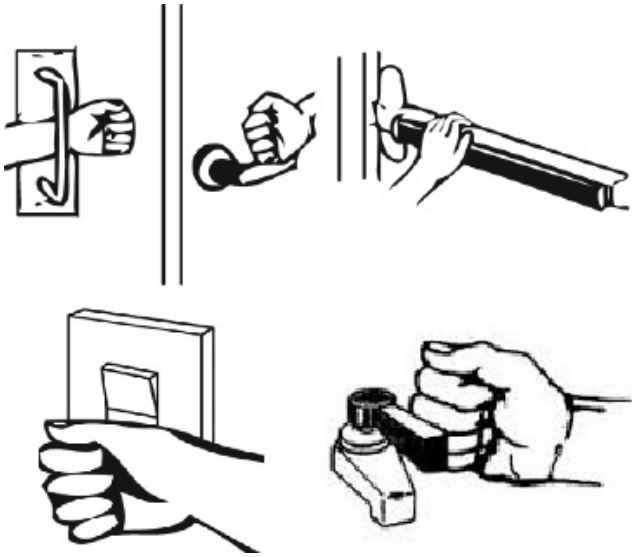

Barrier: 19 Additional Barrier Photos



Interior Elements: 109 - Men's Restroom

Barrier: 20

The dispenser controls are not accessible because they require tight grasping, tight pinching or twisting of the wrist and/or require more than 5 pounds of force to operate.

Controls and operating mechanisms shall be operable with one hand and shall not require tight grasping, pinching or twisting of the wrist. The force required to activate controls shall be no greater than 5 pounds of force.

Citation:

1991 ADAS Section: 4.27.4

Conceptual Budget Estimate:

$1,000.00

Possible Solution:

Replace dispenser.

Barrier Priority:

Priority 3 (3):



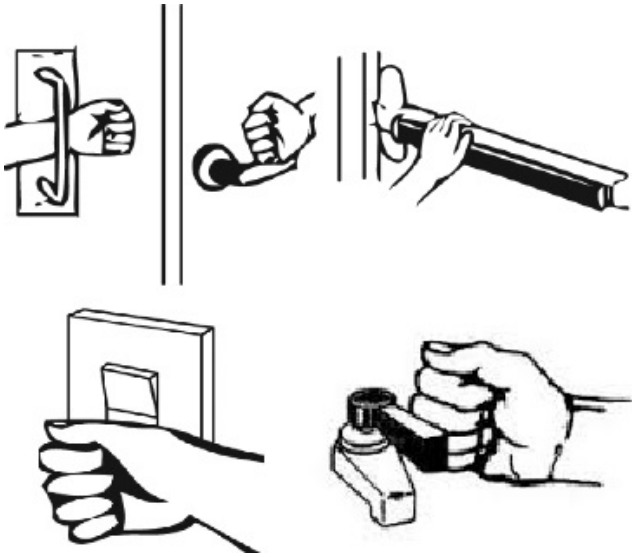

Barrier: 20 Additional Barrier Photos



Site Accessibility Evaluation



Burleson Visitors Center
124 W Ellison St
Burleson, TX 76028
Accessibility Evaluation
Inspection Date: 01/12/2026

Prepared By

Kimley»Horn

(817) 335 - 6511
kimley-horn.com

Cost Summary Disclaimer

The following “Cost report" assigns conceptual budget estimates to each possible solution. The Kimley-Horn has no control over the cost of labor, materials, equipment, or over the Contractor's methods of determining prices or over competitive bidding or market conditions. Opinions of probable costs provided herein are based on the information known to Kimley-Horn at this time and represent only Kimley-Horn's judgment as a design professional familiar with the construction industry. These opinions of costs are for corrective actions and involve a single solution without extensive study, destructive testing, or design. Opinion of costs represent material and labor cost only and do not include other factors such as design, permitting, overhead, and contingencies. The Consultant cannot and does not guarantee that proposals, bids, or actual construction costs will not vary from its opinions of probable costs. If the Client wishes greater assurance as to the amount of any cost, it shall employ an independent cost estimator. Consultant's services required to bring costs within any limitation established by the Client will be paid for as Additional Services.

Standards Defined

Americans with Disabilities Act Standards (ADAS) issued under the Americans with Disabilities Act (ADA) apply to places of public accommodation, commercial facilities, and state and local government facilities in new construction, alterations, and additions. The ADA Standards are based on minimum guidelines set by the Access Board. The ADA standards are issued by the Department of Justice (DOJ) and the Department of Transportation (DOT) and apply to facilities covered by the ADA in new construction and alterations. DOJ’s standards apply to all facilities covered by the ADA, except public transportation facilities, which are subject to DOT’s standards. Both standards are very similar and are closely based on the Board’s ADA Accessibility Guidelines (ADAAG). However, each contains a few unique provisions.

This facility was evaluated to the applicable ADA standards in effect at the time of the evaluation. State and local building codes under which the project was originally constructed are excluded from the evaluations. However, each element should be checked against current standards and codes at the time they are altered for compliance.

Building Barrier Priority

Physical barriers to access for buildings were assigned a barrier priority, which are defined in the table below. This barrier prioritization methodology was developed by the Consultant Team and is just one factor for the City of Burleson to consider in developing the Transition Plan implementation strategy (see **Section 5.2 Implementation Schedule** in the Transition Plan for more information).

Barrier Priority	Criteria
1	Accessible approach and entrance.
2	Access to goods and services.
3	Access to public toilet rooms.
4	Access to other items such as water fountains and public telephones.
5	Fully compliant with a previous standard (safe-harbored) but will need to be brought into compliance with a current standard if altered.

Conceptual Budget Estimate Summary

Room / Area	Barrier Count	Conceptual Budget Estimate
Entrance	1	$ 300
Men's Restroom	2	$ 900
Total	**3**	**$ 1,200**

Barriers 3

Interior Elements 3

Entrance 3

Men's Restroom 4

Interior Elements: Entrance

Barrier: 1

The tactile EXIT sign is missing at the door.

Wall signs identifying exits shall have characters raised 1/32 inch minimum and shall be uppercase characters a minimum of 5/8 inch and a maximum of 2 inches high. Braille shall be placed directly below the tactile characters; flush left or centered. Signs shall be located a minimum of 48 inches above the floor, measured from the baseline of the lowest tactile characters and 60 inches maximum above the finish floor or ground surface, measured from the baseline of the highest tactile characters.

Where a tactile sign is provided at a door, the sign shall be located on the latch side. Where a tactile sign is provided at double doors the sign shall be located to the right of the right-hand door. Where there is no wall space at the latch side of a single door or at the right side of double doors, signs shall be located on the nearest adjacent wall.

Citation:

1991 ADAS Section: 4.30.6 , 4.1.2(7)

Conceptual Budget Estimate:

$300.00

Possible Solution:

Install sign.

Barrier Priority:

Priority 1 (1):





Interior Elements: Men's Restroom

Barrier: 2

The toilet paper is not installed in the correct location.

Toilet paper dispensers shall be installed within reach, as shown in Illustration B, Fig. 29(b). Dispensers that control delivery, or that do not permit continuous paper flow, shall not be used.

Citation:

1991 ADAS Section: 4.16.6

Conceptual Budget Estimate:

$700.00

Possible Solution:

Reinstall dispenser at accessible location.

Barrier Priority:

Priority 3 (3):



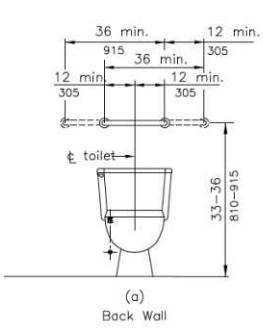

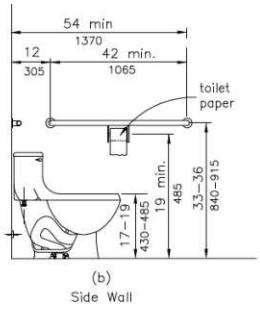

Barrier: 2 Additional Barrier Photos



Interior Elements: Men's Restroom

Barrier: 3

The clear floor space for the element is obstructed.

The clear floor or ground space shall be 30 inches minimum by 48 inches minimum and free of obstructions.

Citation:

1991 ADAS Section: 4.2.4.1

Conceptual Budget Estimate:

$200.00

Possible Solution:

Remove obstruction.

Barrier Priority:

Priority 3 (3):



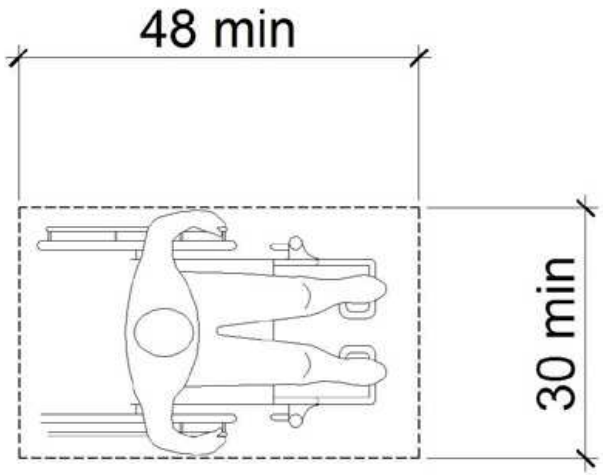

City of Burleson
ADA Self-Evaluation and Transition Plan
Parks Conceptual Budget Estimate Summary

7/31/26

GPS ID	Facility Name	Conceptual Budget Estimate
1	Bailey Lake Park	$ 36,400
2	Bartlett Park and Soccer Complex	$ 26,800
3	Burleson Bark Park	$ 15,200
4	Cedar Ridge Park	$ 6,200
5	Centennial Park	$ 7,700
6	Chisenhall Sports Complex and Trails	$ 110,800
7	Cindy Park	$ 17,000
8	Clark Park	$ 16,400
9	Claudia's Playground	$ 8,900
10	Elk Ridge Park	$ 17,700
11	Heberle Park and Trail	$ 19,800
12	Hidden Vistas Park	$ 5,600
13	Meadowcrest Park	$ 36,600
14	Mistletoe Hill Park	$ 21,200
15	Oak Valley Park North & Shared-Use Path	$ 25,100
16	Prairie Timber Park	$ 8,200
17	Robert Joseph Park	$ 7,900
18	Veterans Memorial Park	$ 11,400
19	Wakefield Heights Park	$ 14,400
20	Warren Park	$ 79,100
21	Willow Creek Park	$ 4,600
	Total	**$ 497,000**

Site Accessibility Evaluation



Bailey Lake Park
280 W Hidden Creek Pkwy
Burleson, TX 76028
Accessibility Evaluation
Inspection Date: 04/24/2026

Prepared By

Kimley»Horn

(817) 335 - 6511
kimley-horn.com

Cost Summary Disclaimer

The following “Cost report" assigns conceptual budget estimates to each possible solution.
The Kimley-Horn has no control over the cost of labor, materials, equipment, or over the Contractor's methods of determining prices or over competitive bidding or market conditions. Opinions of probable costs provided herein are based on the information known to Kimley-Horn at this time and represent only Kimley-Horn's judgment as a design professional familiar with the construction industry. These opinions of costs are for corrective actions and involve a single solution without extensive study, destructive testing, or design. Opinion of costs represent material and labor cost only and do not include other factors such as design, permitting, overhead, and contingencies. The Consultant cannot and does not guarantee that proposals, bids, or actual construction costs will not vary from its opinions of probable costs. If the Client wishes greater assurance as to the amount of any cost, it shall employ an independent cost estimator. Consultant's services required to bring costs within any limitation established by the Client will be paid for as Additional Services.

Standards Defined

Americans with Disabilities Act Standards (ADAS) issued under the Americans with Disabilities Act (ADA) apply to places of public accommodation, commercial facilities, and state and local government facilities in new construction, alterations, and additions. The ADA Standards are based on minimum guidelines set by the Access Board. The ADA standards are issued by the Department of Justice (DOJ) and the Department of Transportation (DOT) and apply to facilities covered by the ADA in new construction and alterations. DOJ’s standards apply to all facilities covered by the ADA, except public transportation facilities, which are subject to DOT’s standards. Both standards are very similar and are closely based on the Board’s ADA Accessibility Guidelines (ADAAG). However, each contains a few unique provisions.

This facility was evaluated to the applicable ADA standards in effect at the time of the evaluation. State and local building codes under which the project was originally constructed are excluded from the evaluations. However, each element should be checked against current standards and codes at the time they are altered for compliance.

Park Barrier Priority

Physical barriers to access for parks were assigned a barrier priority, which are defined in the table below. This barrier prioritization methodology was developed by the Consultant Team and is just one factor for the City of Burleson to consider in developing the Transition Plan implementation strategy (see **Section 5.2 Implementation Schedule** in the Transition Plan for more information).

Barrier Priority	Criteria
1	Accessible approach and entrance.
2	Access to goods and services.
3	Access to public toilet rooms.
4	Access to other items such as water fountains and public telephones.
5	Fully compliant with a previous standard (safe-harbored) but will need to be brought into compliance with a current standard if altered.

Conceptual Budget Estimate Summary

Room / Area	Barrier Count	Conceptual Budget Estimate
Parking	1	$ 300
Paved Trail	20	$ 25,900
Floating Fishing Dock	1	$ 2,700
Picnic Area	5	$ 7,000
Restroom 1	1	$ 200
Restroom 2	1	$ 300
Total	**25**	**$ 36,400**

Barriers 3

Exterior Elements 3

Parking 3

Paved Trail 5

Floating Fishing Dock 36

Interior Elements 38

Picnic Area 38

Restroom 1 47

Restroom 2 48

Exterior Elements: Parking

Barrier: 1

The accessible parking stall is not wide enough.

Each parking space must be at least 8 feet wide and shall be marked to define the width.

The measurements of parking spaces and access aisles shall be made from the centerline of the markings. Where the parking space is not adjacent to another parking space or access aisle, the measurement shall be permitted to include the full width of the line defining the parking space.

Citation:

2010 ADAS Section: 502.2

Conceptual Budget Estimate:

$300.00

Possible Solution:

Restripe parking space.

Barrier Priority:

Priority 1 (1):



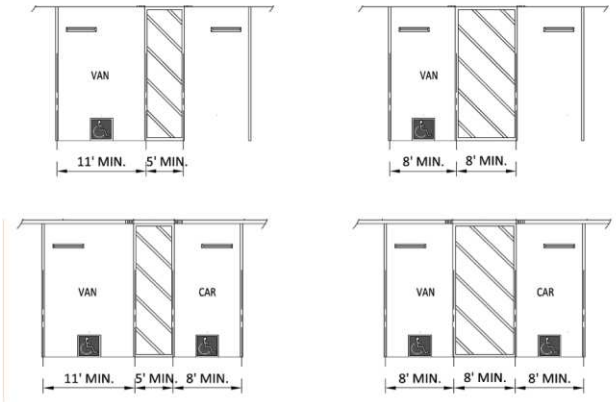

Barrier: 1 Additional Barrier Photos



Exterior Elements: Paved Trail

Barrier: 2

The trash can is positioned too high for either a side or front approach.

Where a clear floor or ground space allows a parallel approach to an element and the side reach is unobstructed, the high side reach shall be 48 inches maximum, and the low side reach shall be 15 inches minimum above the finish floor or ground.

Where a forward reach is unobstructed, the high forward reach shall be 48 inches maximum and the low forward reach shall be 15 inches minimum above the finish floor or ground.

Citation:

2010 ADAS Section: 308.1

Conceptual Budget Estimate:

$900.00

Possible Solution:

Lower trash can.

Barrier Priority:

Priority 4 (4):



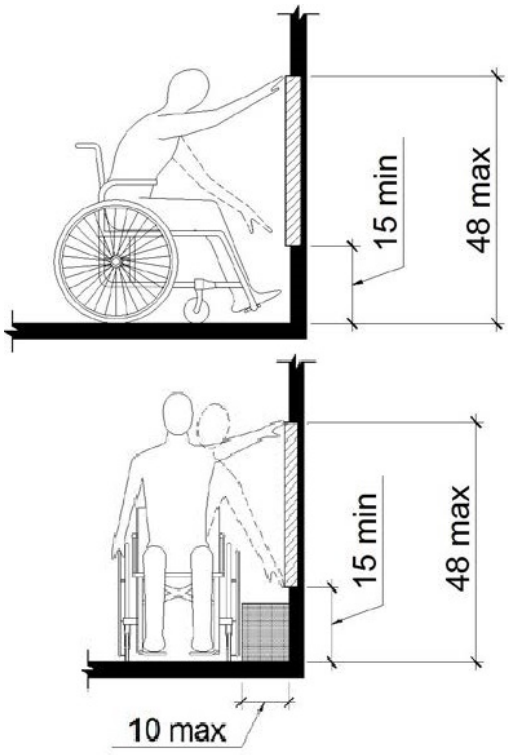

Barrier: 2 Additional Barrier Photos



Exterior Elements: Paved Trail

Barrier: 3

The book holder is positioned too high for either a side or front approach.

Where a clear floor or ground space allows a parallel approach to an element and the side reach is unobstructed, the high side reach shall be 48 inches maximum and the low side reach shall be 15 inches minimum above the finish floor or ground.

Where a forward reach is unobstructed, the high forward reach shall be 48 inches maximum and the low forward reach shall be 15 inches minimum above the finish floor or ground.

Citation:

2010 ADAS Section: 308.1

Conceptual Budget Estimate:

$900.00

Possible Solution:

Reinstall on an accessible route with compliant clear space and reach ranges.

Barrier Priority:

Priority 4 (4):



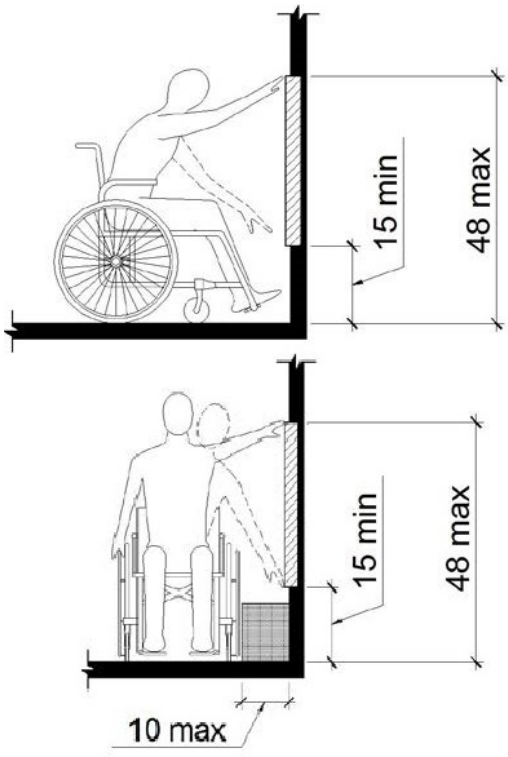

Barrier: 3 Additional Barrier Photos



Exterior Elements: Paved Trail

Barrier: 4

The element is not accessible because it does not allow a forward or side approach.

This element must be on an accessible route of travel that is 36 inches wide minimum and provides a 30 inch by 48 inch clear floor space that allows a side or forward approach.

Citation:

2010 ADAS Section: 305.5

Conceptual Budget Estimate:

$900.00

Possible Solution:

Reinstall receptacle on accessible path of travel.

Barrier Priority:

Priority 1 (1):



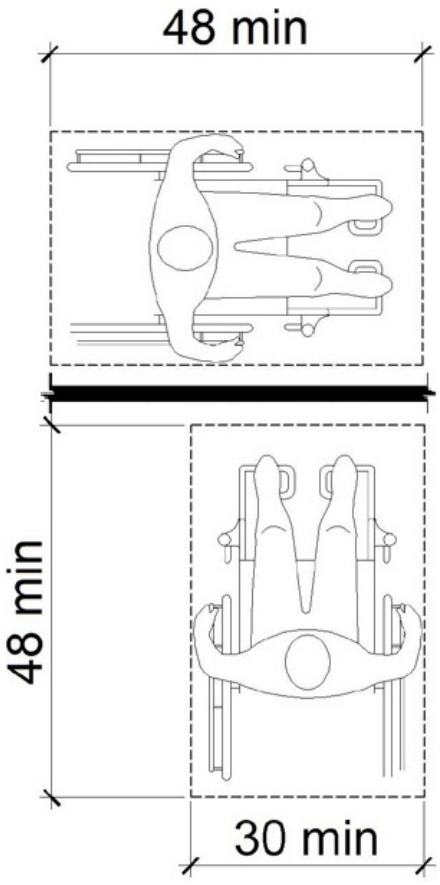

Exterior Elements: Paved Trail

Barrier: 5

The trash can is positioned too high for either a side or front approach.

Where a clear floor or ground space allows a parallel approach to an element and the side reach is unobstructed, the high side reach shall be 48 inches maximum and the low side reach shall be 15 inches minimum above the finish floor or ground.

Where a forward reach is unobstructed, the high forward reach shall be 48 inches maximum and the low forward reach shall be 15 inches minimum above the finish floor or ground.

Citation:

2010 ADAS Section: 308.1

Conceptual Budget Estimate:

$900.00

Possible Solution:

Lower trash can.

Barrier Priority:

Priority 4 (4):



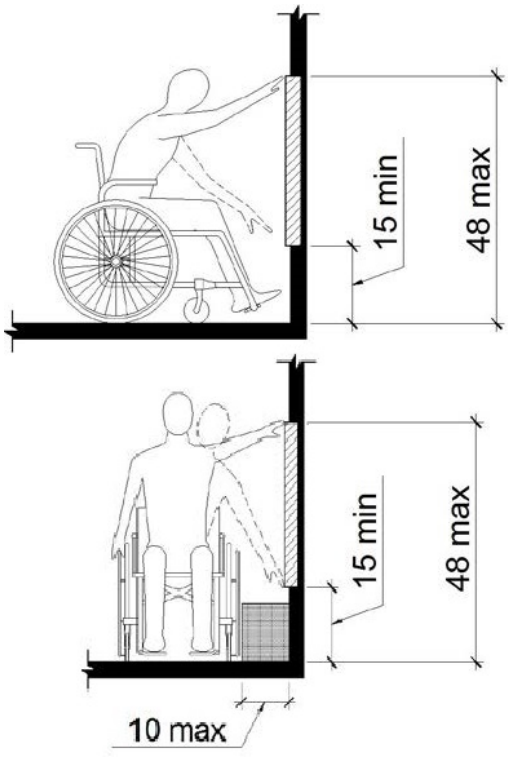

Barrier: 5 Additional Barrier Photos



Exterior Elements: Paved Trail

Barrier: 6

The element is not accessible because it does not allow a forward or side approach.

This element must be on an accessible route of travel that is 36 inches wide minimum and provides a 30 inch by 48 inch clear floor space that allows a side or forward approach.

Citation:

2010 ADAS Section: 305.5

Conceptual Budget Estimate:

$900.00

Possible Solution:

Reinstall on accessible path of travel.

Barrier Priority:

Priority 1 (1):



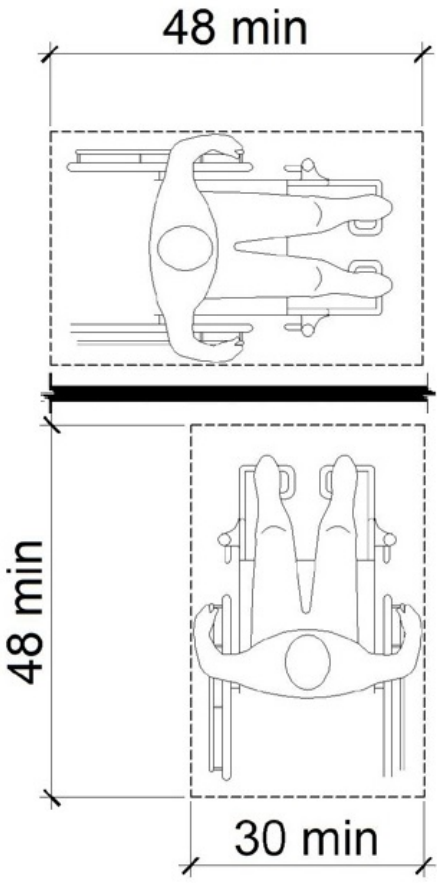

Exterior Elements: Paved Trail

Barrier: 7

The element is not accessible because it does not allow a forward or side approach.

This element must be on an accessible route of travel that is 36 inches wide minimum and provides a 30 inch by 48 inch clear floor space that allows a side or forward approach.

Citation:

2010 ADAS Section: 305.5

Conceptual Budget Estimate:

$1,400.00

Possible Solution:

Install accessible path of travel to table.

Barrier Priority:

Priority 4 (4):



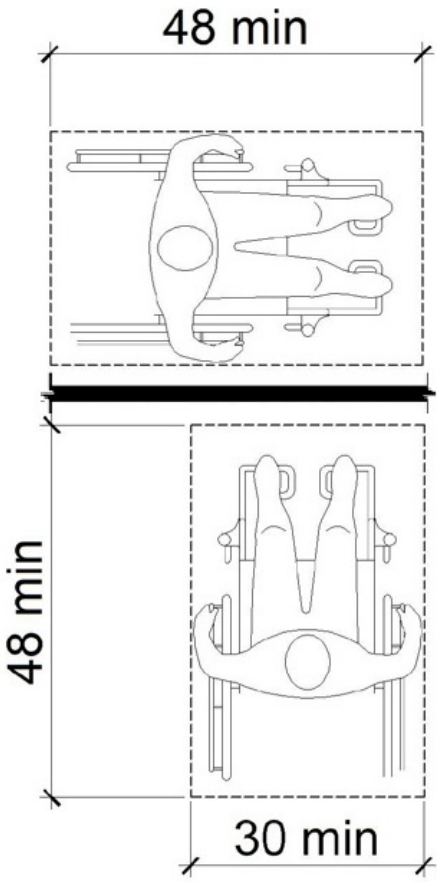

Exterior Elements: Paved Trail

Barrier: 8

The element is not accessible because it does not allow a forward or side approach.

This element must be on an accessible route of travel that is 36 inches wide minimum and provides a 30 inch by 48 inch clear floor space that allows a side or forward approach.

Citation:

2010 ADAS Section: 305.5

Conceptual Budget Estimate:

$600.00

Possible Solution:

Install accessible path of travel to table.

Barrier Priority:

Priority 4 (4):



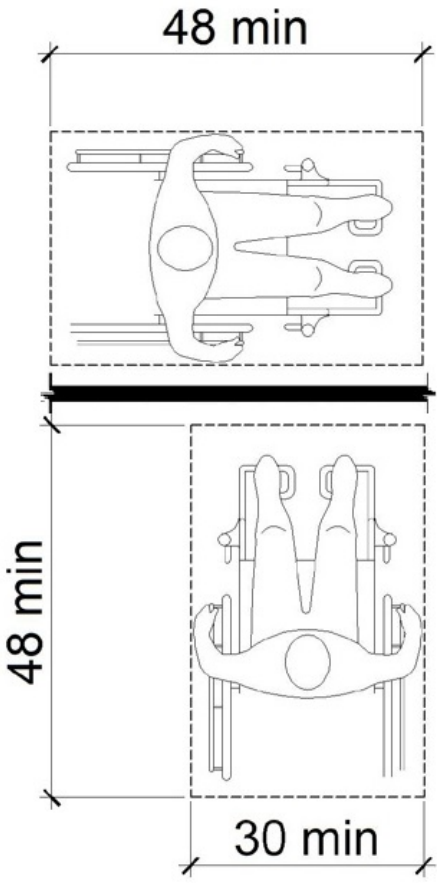

Exterior Elements: Paved Trail

Barrier: 9

The element is not accessible because it does not allow a forward or side approach.

This element must be on an accessible route of travel that is 36 inches wide minimum and provides a 30 inch by 48 inch clear floor space that allows a side or forward approach.

Citation:

2010 ADAS Section: 305.5

Conceptual Budget Estimate:

$300.00

Possible Solution:

Install accessible path of travel to table.

Barrier Priority:

Priority 4 (4):



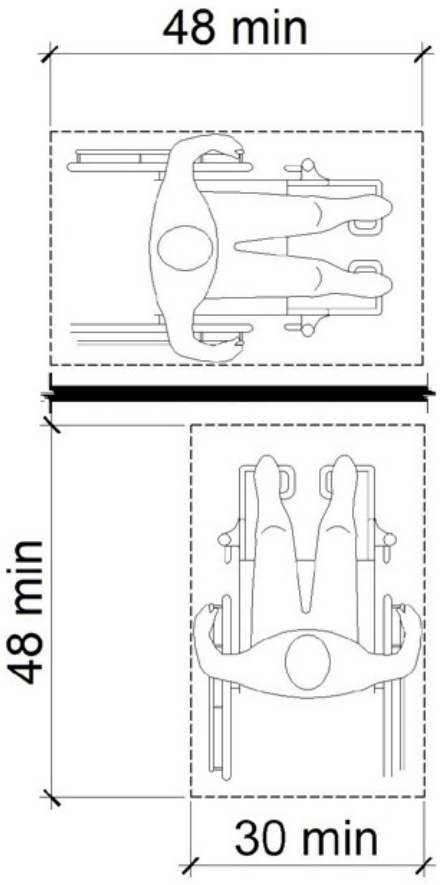

Exterior Elements: Paved Trail

Barrier: 10

The trash can is positioned too high for either a side or front approach.

Where a clear floor or ground space allows a parallel approach to an element and the side reach is unobstructed, the high side reach shall be 48 inches maximum and the low side reach shall be 15 inches minimum above the finish floor or ground.

Where a forward reach is unobstructed, the high forward reach shall be 48 inches maximum and the low forward reach shall be 15 inches minimum above the finish floor or ground.

Citation:

2010 ADAS Section: 308.1

Conceptual Budget Estimate:

$900.00

Possible Solution:

Lower trash can.

Barrier Priority:

Priority 4 (4):



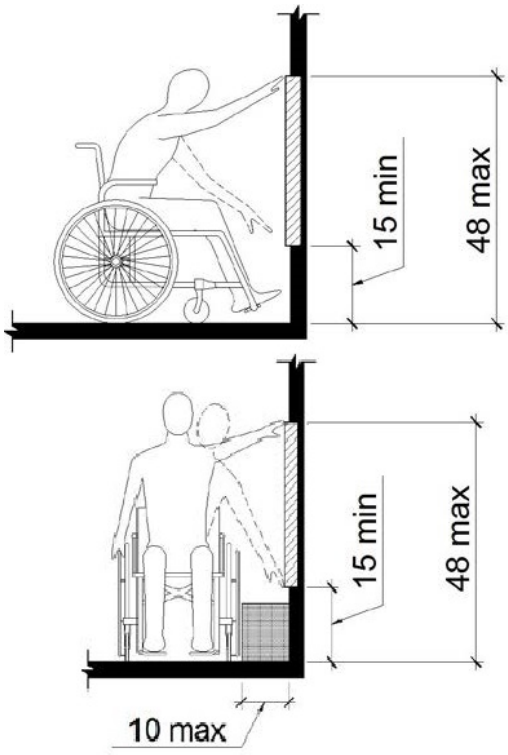

Barrier: 10 Additional Barrier Photos



Exterior Elements: Paved Trail

Barrier: 11

The element is not accessible because it does not allow a forward or side approach.

This element must be on an accessible route of travel that is 36 inches wide minimum and provides a 30 inch by 48 inch clear floor space that allows a side or forward approach.

Citation:

2010 ADAS Section: 305.5

Conceptual Budget Estimate:

$700.00

Possible Solution:

Install accessible path of travel to table.

Barrier Priority:

Priority 4 (4):



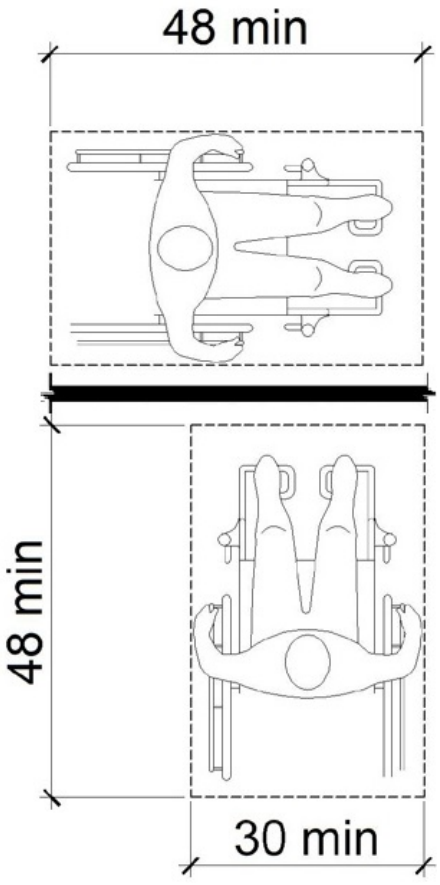

Exterior Elements: Paved Trail

Barrier: 12

The trash can is positioned too high for either a side or front approach.

Where a clear floor or ground space allows a parallel approach to an element and the side reach is unobstructed, the high side reach shall be 48 inches maximum and the low side reach shall be 15 inches minimum above the finish floor or ground.

Where a forward reach is unobstructed, the high forward reach shall be 48 inches maximum and the low forward reach shall be 15 inches minimum above the finish floor or ground.

Citation:

2010 ADAS Section: 308.1

Conceptual Budget Estimate:

$900.00

Possible Solution:

Lower trash can.

Barrier Priority:

Priority 4 (4):



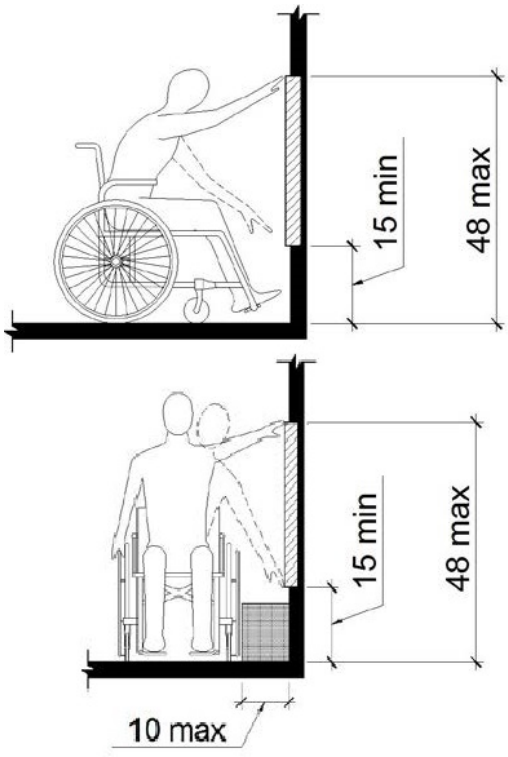

Barrier: 12 Additional Barrier Photos



Exterior Elements: Paved Trail

Barrier: 13

The element is not accessible because it does not allow a forward or side approach.

This element must be on an accessible route of travel that is 36 inches wide minimum and provides a 30 inch by 48 inch clear floor space that allows a side or forward approach.

Citation:

2010 ADAS Section: 305.5

Conceptual Budget Estimate:

$900.00

Possible Solution:

Reinstall on accessible path of travel.

Barrier Priority:

Priority 1 (1):



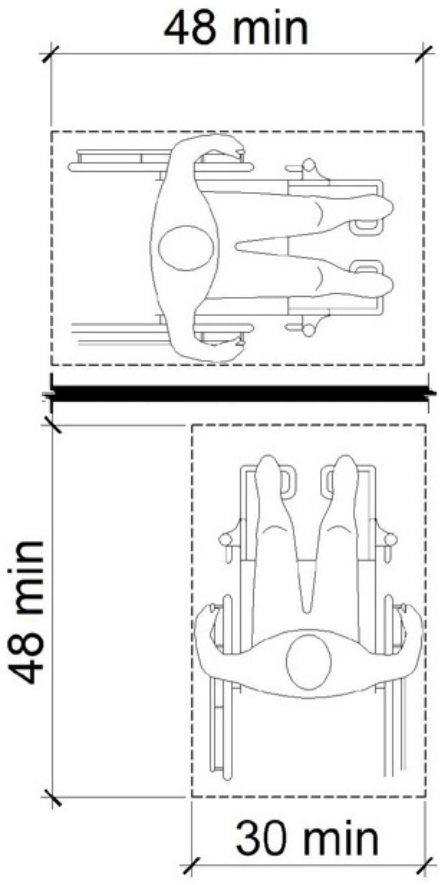

Exterior Elements: Paved Trail

Barrier: 14

The element is not accessible because it does not allow a forward or side approach.

This element must be on an accessible route of travel that is 36 inches wide minimum and provides a 30 inch by 48 inch clear floor space that allows a side or forward approach.

Citation:

2010 ADAS Section: 305.5

Conceptual Budget Estimate:

$900.00

Possible Solution:

Reinstall on accessible path of travel.

Barrier Priority:

Priority 1 (1):



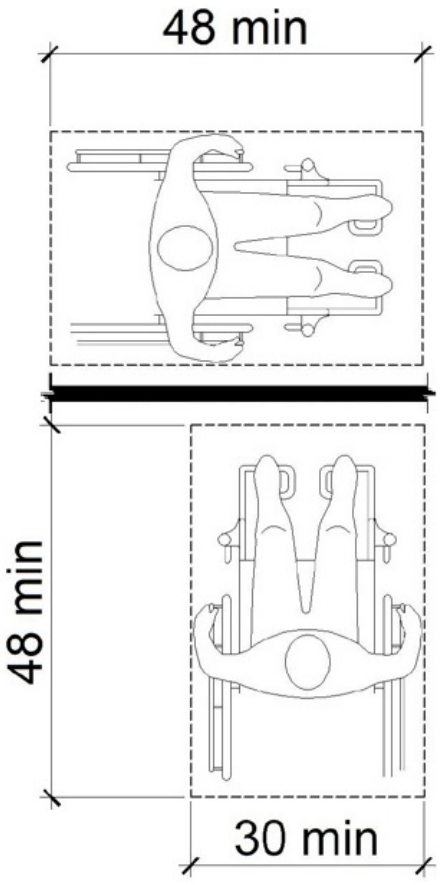

Exterior Elements: Paved Trail

Barrier: 15

The trash can is positioned too high for either a side or front approach.

Where a clear floor or ground space allows a parallel approach to an element and the side reach is unobstructed, the high side reach shall be 48 inches maximum and the low side reach shall be 15 inches minimum above the finish floor or ground.

Where a forward reach is unobstructed, the high forward reach shall be 48 inches maximum and the low forward reach shall be 15 inches minimum above the finish floor or ground.

Citation:

2010 ADAS Section: 308.1

Conceptual Budget Estimate:

$900.00

Possible Solution:

Lower trash can.

Barrier Priority:

Priority 4 (4):



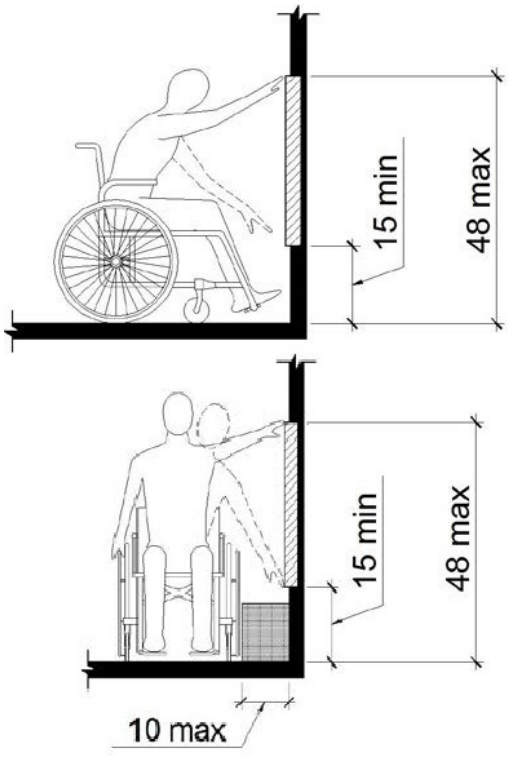

Barrier: 15 Additional Barrier Photos



Exterior Elements: Paved Trail

Barrier: 16

The trash can is positioned too high for either a side or front approach.

Where a clear floor or ground space allows a parallel approach to an element and the side reach is unobstructed, the high side reach shall be 48 inches maximum and the low side reach shall be 15 inches minimum above the finish floor or ground.

Where a forward reach is unobstructed, the high forward reach shall be 48 inches maximum and the low forward reach shall be 15 inches minimum above the finish floor or ground.

Citation:

2010 ADAS Section: 308.1

Conceptual Budget Estimate:

$900.00

Possible Solution:

Lower trash can.

Barrier Priority:

Priority 4 (4):



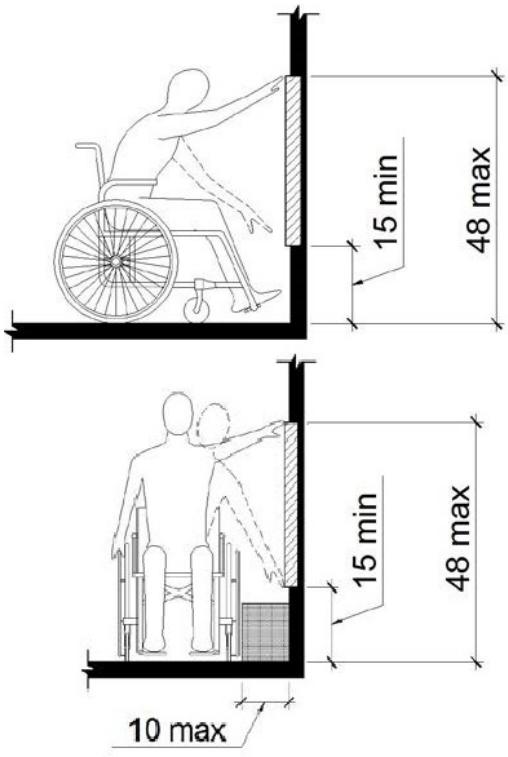

Barrier: 16 Additional Barrier Photos



Exterior Elements: Paved Trail

Barrier: 17

The element is not accessible because there is not adequate clear floor space for an approach.

The clear floor or ground space shall be 30 inches minimum by 48 inches minimum.

Citation:

2010 ADAS Section: 305.3

Conceptual Budget Estimate:

$2,600.00

Possible Solution:

Install clear floor space for bench.

Barrier Priority:

Priority 4 (4):



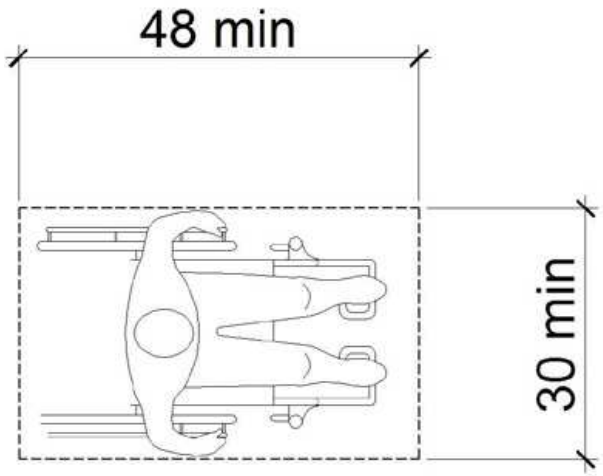

Barrier: 17 Additional Barrier Photos



Exterior Elements: Paved Trail

Barrier: 18

The element is not accessible because there is not adequate clear floor space for an approach.

The clear floor or ground space shall be 30 inches minimum by 48 inches minimum.

Citation:

2010 ADAS Section: 305.3

Conceptual Budget Estimate:

$2,600.00

Possible Solution:

Install clear floor space for bench.

Barrier Priority:

Priority 4 (4):



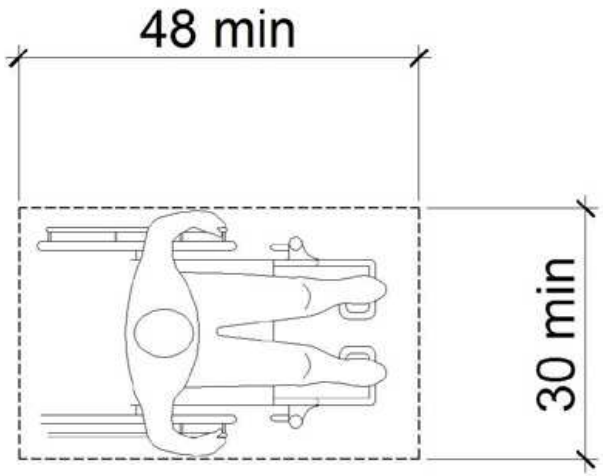

Barrier: 18 Additional Barrier Photos



Exterior Elements: Paved Trail

Barrier: 19

The element is not accessible because there is not adequate clear floor space for an approach.

The clear floor or ground space shall be 30 inches minimum by 48 inches minimum.

Citation:

2010 ADAS Section: 305.3

Conceptual Budget Estimate:

$2,600.00

Possible Solution:

Install clear floor space for bench.

Barrier Priority:

Priority 4 (4):



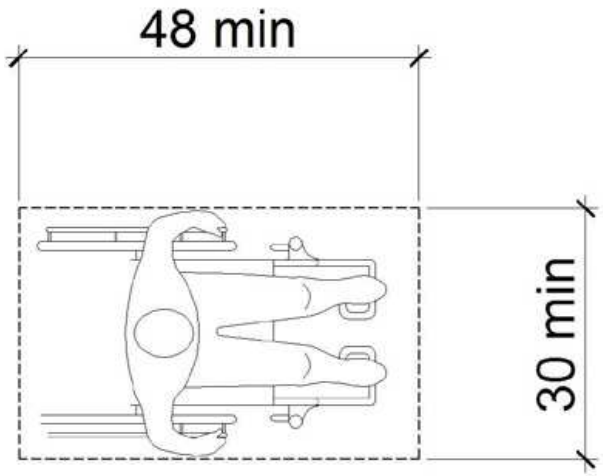

Barrier: 19 Additional Barrier Photos



Exterior Elements: Paved Trail

Barrier: 20

The element is not accessible because there is not adequate clear floor space for an approach.

The clear floor or ground space shall be 30 inches minimum by 48 inches minimum.

Citation:

2010 ADAS Section: 305.3

Conceptual Budget Estimate:

$2,600.00

Possible Solution:

Install clear floor space for bench.

Barrier Priority:

Priority 4 (4):



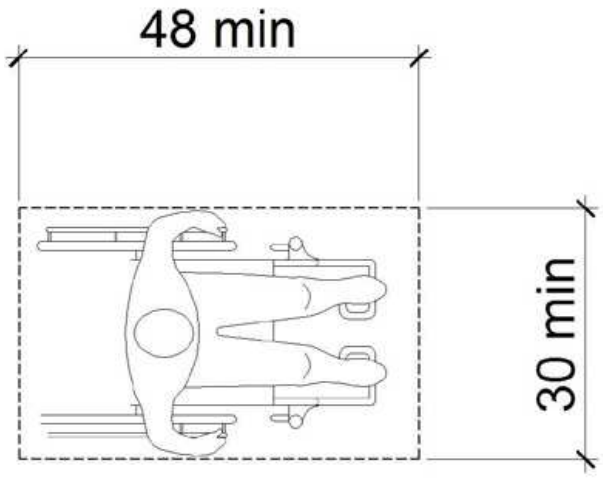

Exterior Elements: Paved Trail

Barrier: 21

The element is not accessible because there is not adequate clear floor space for an approach.

The clear floor or ground space shall be 30 inches minimum by 48 inches minimum.

Citation:

2010 ADAS Section: 305.3

Conceptual Budget Estimate:

$2,600.00

Possible Solution:

Install clear floor space for bench.

Barrier Priority:

Priority 4 (4):



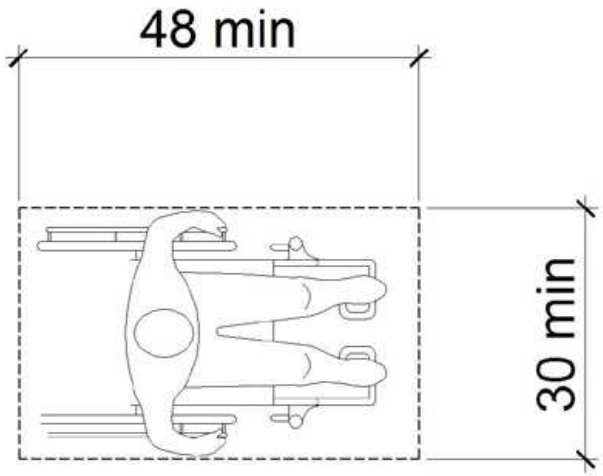

Barrier: 21 Additional Barrier Photos



Exterior Elements: Floating Fishing Dock

Barrier: 22

At least of 25 percent of the railings, guards, or handrails are not at the allowable height.

At least 25 percent of the railings, guards, or handrails shall be 34 inches maximum above the ground or deck surface.

Citation:

2010 ADAS Section: 1005.2.1

Conceptual Budget Estimate:

$2,700.00

Possible Solution:

Reinstall compliant handrails.

Barrier Priority:

Priority 2 (2):



Barrier: 22 Additional Barrier Photos



Interior Elements: Picnic Area

Barrier: 23

The water flow does not meet minimum height requirements.

The spout shall provide a flow of water 4 inches high minimum. The angle of the water stream from spouts within 3 inches of the front of the drinking fountain shall be 30 degrees maximum, and from spouts between 3 inches and 5 inches from the front of the unit, the angle of the water stream shall be 15 degrees maximum.

Citation:

2010 ADAS Section: 602.6

Conceptual Budget Estimate:

$200.00

Possible Solution:

Adjust water flow.

Barrier Priority:

Priority 4 (4):





Barrier: 23 Additional Barrier Photos



Interior Elements: Picnic Area

Barrier: 24

There are no accessible tables.

At least 5% of each type in each functional area of dining surfaces must be accessible and must be dispersed throughout the space or facility containing dining surfaces. An accessible table must be on an accessible route (36 inches minimum) and have knee and toe spaces at least 27 inches high, 30 inches wide and 17 inches deep. The tops of tables and counters shall be 28 inches to 34 inches from the floor or ground.

Citation:

2010 ADAS Section: 226.1

Conceptual Budget Estimate:

$4,100.00

Possible Solution:

Provide accessible table.

Barrier Priority:

Priority 4 (4):



Interior Elements: Picnic Area

Barrier: 25

The trash can is positioned too high for either a side or front approach.

Where a clear floor or ground space allows a parallel approach to an element and the side reach is unobstructed, the high side reach shall be 48 inches maximum and the low side reach shall be 15 inches minimum above the finish floor or ground.

Where a forward reach is unobstructed, the high forward reach shall be 48 inches maximum and the low forward reach shall be 15 inches minimum above the finish floor or ground.

Citation:

2010 ADAS Section: 308.1

Conceptual Budget Estimate:

$900.00

Possible Solution:

Lower trash can.

Barrier Priority:

Priority 4 (4):



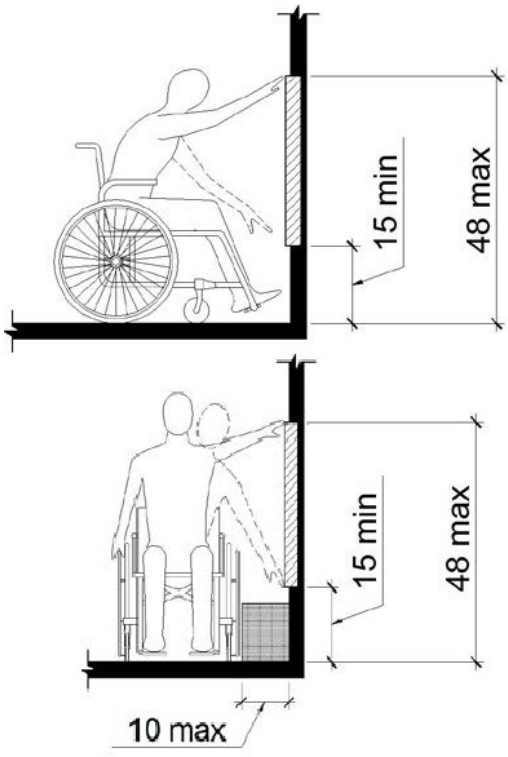

Barrier: 25 Additional Barrier Photos



Interior Elements: Picnic Area

Barrier: 26

The trash can is positioned too high for either a side or front approach.

Where a clear floor or ground space allows a parallel approach to an element and the side reach is unobstructed, the high side reach shall be 48 inches maximum and the low side reach shall be 15 inches minimum above the finish floor or ground.

Where a forward reach is unobstructed, the high forward reach shall be 48 inches maximum and the low forward reach shall be 15 inches minimum above the finish floor or ground.

Citation:

2010 ADAS Section: 308.1

Conceptual Budget Estimate:

$900.00

Possible Solution:

Lower trash can.

Barrier Priority:

Priority 4 (4):



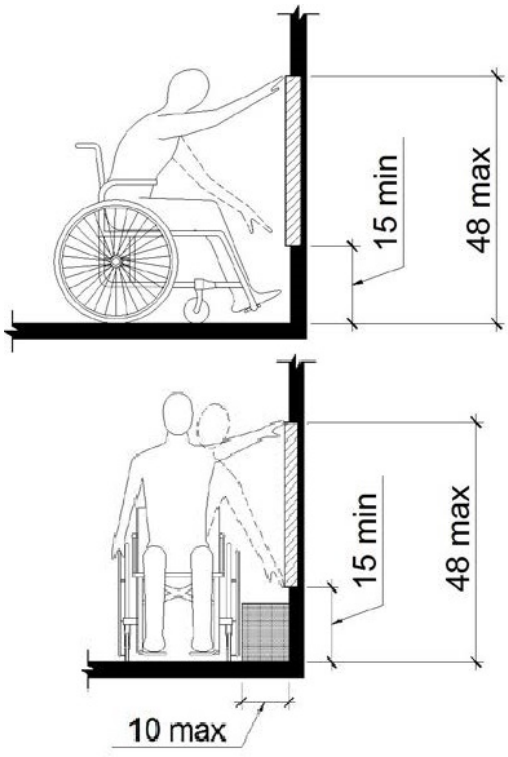

Barrier: 26 Additional Barrier Photos



Interior Elements: Picnic Area

Barrier: 27

The trash can is positioned too high for either a side or front approach.

Where a clear floor or ground space allows a parallel approach to an element and the side reach is unobstructed, the high side reach shall be 48 inches maximum and the low side reach shall be 15 inches minimum above the finish floor or ground.

Where a forward reach is unobstructed, the high forward reach shall be 48 inches maximum and the low forward reach shall be 15 inches minimum above the finish floor or ground.

Citation:

2010 ADAS Section: 308.1

Conceptual Budget Estimate:

$900.00

Possible Solution:

Lower trash can.

Barrier Priority:

Priority 4 (4):



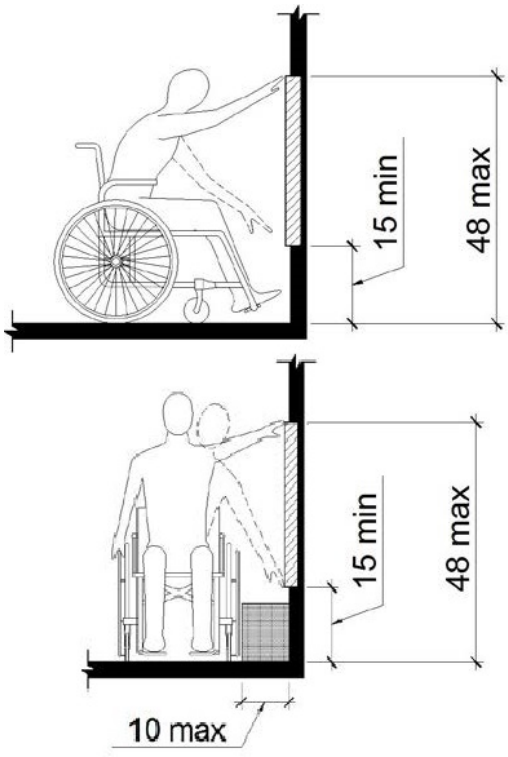

Barrier: 27 Additional Barrier Photos



Interior Elements: Restroom 1

Barrier: 28

The water and drain pipes under the lavatory are not adequately insulated.

Water supply and drain pipes under lavatories and sinks shall be insulated or otherwise configured to protect against contact. There shall be no sharp or abrasive surfaces under lavatories and sinks.

Citation:

2010 ADAS Section: 606.5

Conceptual Budget Estimate:

$200.00

Possible Solution:

Insulate pipes under lavatory.

Barrier Priority:

Priority 3 (3):



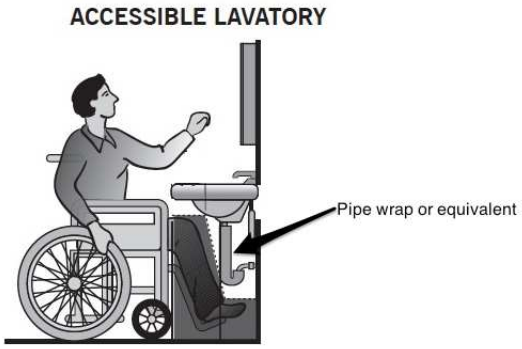

Interior Elements: Restroom 2

Barrier: 29

The restroom is missing the International Symbol of Accessibility (ISA).

Accessible toilet rooms or bathing rooms shall be identified by the International Symbol of Accessibility (ISA).

Wall signs identifying permanent rooms and spaces of a building shall be in a horizontal format and the characters raised 1/32 inch minimum and shall be sans serif uppercase characters a minimum of 5/8 inch and a maximum of 2 inches high. Contracted Grade 2 Braille shall be in a horizontal format and shall be placed a minimum of 3/8 inch and a maximum of 1/2 inch directly below the tactile characters; flush left or centered. Signs with raised characters or Braille shall be located 48 inches minimum above the finish floor or ground surface, measured from the baseline of the lowest tactile character and 60 inches maximum above the finish floor or ground surface, measured from the baseline of the highest tactile character.

Citation:

2010 ADAS Section: 216.8

Conceptual Budget Estimate:

$300.00

Possible Solution:

Install compliant signage.

Barrier Priority:

Priority 3 (3):





Site Accessibility Evaluation



Burleson Bark Park
616 Memorial Plaza
Burleson, TX 76028
Accessibility Evaluation
Inspection Date: 04/22/2026

Prepared By

Kimley»Horn

(817) 335 - 6511
kimley-horn.com

Cost Summary Disclaimer

The following “Cost report" assigns conceptual budget estimates to each possible solution. The Kimley-Horn has no control over the cost of labor, materials, equipment, or over the Contractor's methods of determining prices or over competitive bidding or market conditions. Opinions of probable costs provided herein are based on the information known to Kimley-Horn at this time and represent only Kimley-Horn's judgment as a design professional familiar with the construction industry. These opinions of costs are for corrective actions and involve a single solution without extensive study, destructive testing, or design. Opinion of costs represent material and labor cost only and do not include other factors such as design, permitting, overhead, and contingencies. The Consultant cannot and does not guarantee that proposals, bids, or actual construction costs will not vary from its opinions of probable costs. If the Client wishes greater assurance as to the amount of any cost, it shall employ an independent cost estimator. Consultant's services required to bring costs within any limitation established by the Client will be paid for as Additional Services.

Standards Defined

Americans with Disabilities Act Standards (ADAS) issued under the Americans with Disabilities Act (ADA) apply to places of public accommodation, commercial facilities, and state and local government facilities in new construction, alterations, and additions. The ADA Standards are based on minimum guidelines set by the Access Board. The ADA standards are issued by the Department of Justice (DOJ) and the Department of Transportation (DOT) and apply to facilities covered by the ADA in new construction and alterations. DOJ’s standards apply to all facilities covered by the ADA, except public transportation facilities, which are subject to DOT’s standards. Both standards are very similar and are closely based on the Board’s ADA Accessibility Guidelines (ADAAG). However, each contains a few unique provisions.

This facility was evaluated to the applicable ADA standards in effect at the time of the evaluation. State and local building codes under which the project was originally constructed are excluded from the evaluations. However, each element should be checked against current standards and codes at the time they are altered for compliance.

Park Barrier Priority

Physical barriers to access for parks were assigned a barrier priority, which are defined in the table below. This barrier prioritization methodology was developed by the Consultant Team and is just one factor for the City of Burleson to consider in developing the Transition Plan implementation strategy (see **Section 5.2 Implementation Schedule** in the Transition Plan for more information).

Barrier Priority	Criteria
1	Accessible approach and entrance.
2	Access to goods and services.
3	Access to public toilet rooms.
4	Access to other items such as water fountains and public telephones.
5	Fully compliant with a previous standard (safe-harbored) but will need to be brought into compliance with a current standard if altered.

Conceptual Budget Estimate Summary

Room / Area	Barrier Count	Conceptual Budget Estimate
Parking	3	$ 4,700
Sidewalk	3	$ 2,700
Water Fountain	3	$ 4,500
Benches	2	$ 3,300
Total	**11**	**$ 15,200**

Barriers 3

Exterior Elements 3

Parking 3

Sidewalk 8

Water Fountain 14

Benches 20

Exterior Elements: Parking

Barrier: 1

The running slope (long dimension) of the accessible parking space exceeds 2%.

The running slope in an accessible parking space and the access aisle must not exceed 2%.

Citation:

2010 ADAS Section: 502.4

Conceptual Budget Estimate:

$2,100.00

Possible Solution:

Repave and restripe.

Barrier Priority:

Priority 1 (1):



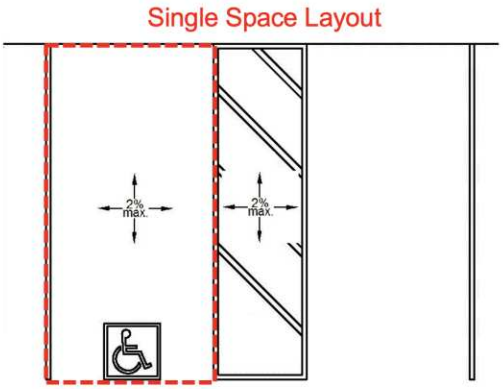

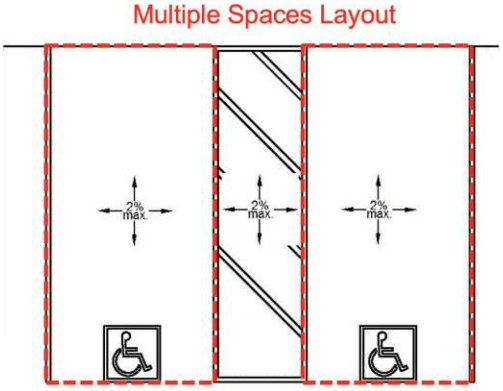

Barrier: 1 Additional Barrier Photos



Exterior Elements: Parking

Barrier: 2

The running slope of the access aisle (long dimension) exceeds 2%.

The running slope in an accessible parking space and the access aisle must not exceed 2%.

Citation:

2010 ADAS Section: 502.4

Conceptual Budget Estimate:

$2,100.00

Possible Solution:

Repave and restripe.

Barrier Priority:

Priority 1 (1):



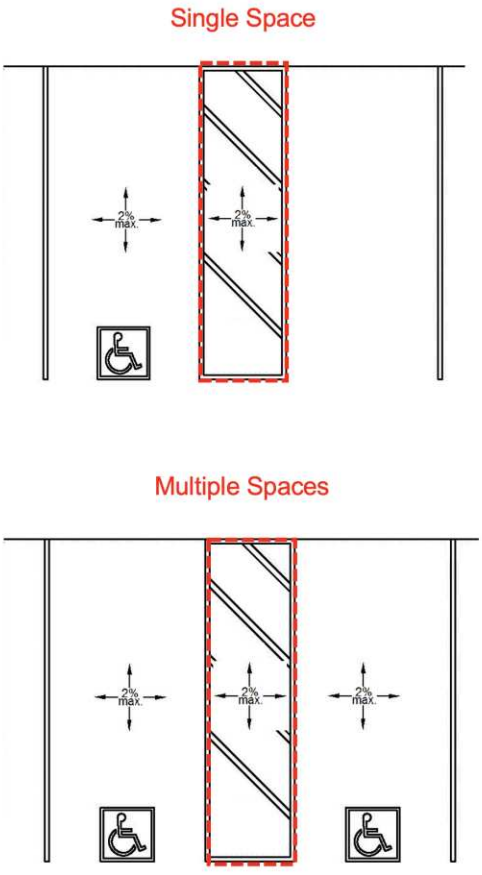

Exterior Elements: Parking

Barrier: 3

The parking sign is mounted too low.

Parking space identification signs shall include the International Symbol of Accessibility. Signs identifying van parking spaces shall contain the designation "van accessible." Signs shall be 60 inches minimum above the finish floor or ground surface measured to the bottom of the sign.

Citation:

2010 ADAS Section: 502.6

Conceptual Budget Estimate:

$500.00

Possible Solution:

Reinstall parking sign.

Barrier Priority:

Priority 1 (1):



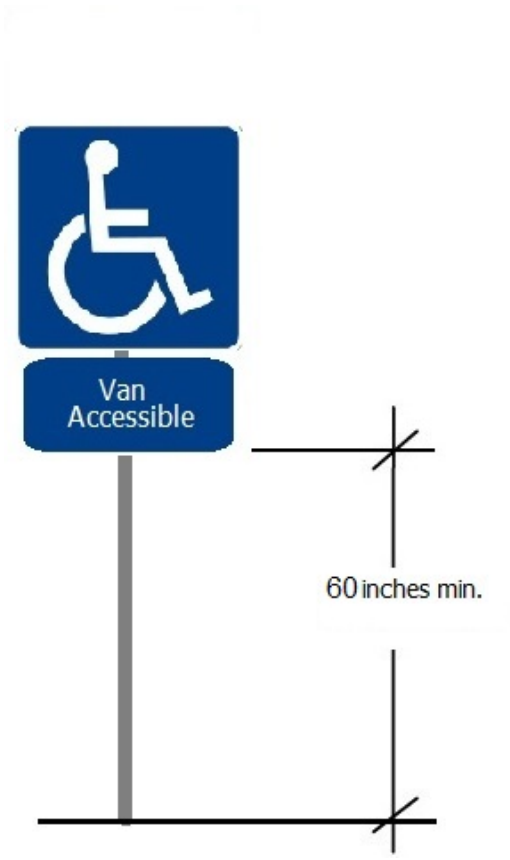

Barrier: 3 Additional Barrier Photos



Exterior Elements: Sidewalk

Barrier: 4

The trash can is positioned too high for either a side or front approach.

Where a clear floor or ground space allows a parallel approach to an element and the side reach is unobstructed, the high side reach shall be 48 inches maximum and the low side reach shall be 15 inches minimum above the finish floor or ground.

Where a forward reach is unobstructed, the high forward reach shall be 48 inches maximum and the low forward reach shall be 15 inches minimum above the finish floor or ground.

Citation:

2010 ADAS Section: 308.1

Conceptual Budget Estimate:

$900.00

Possible Solution:

Lower trash can.

Barrier Priority:

Priority 4 (4):



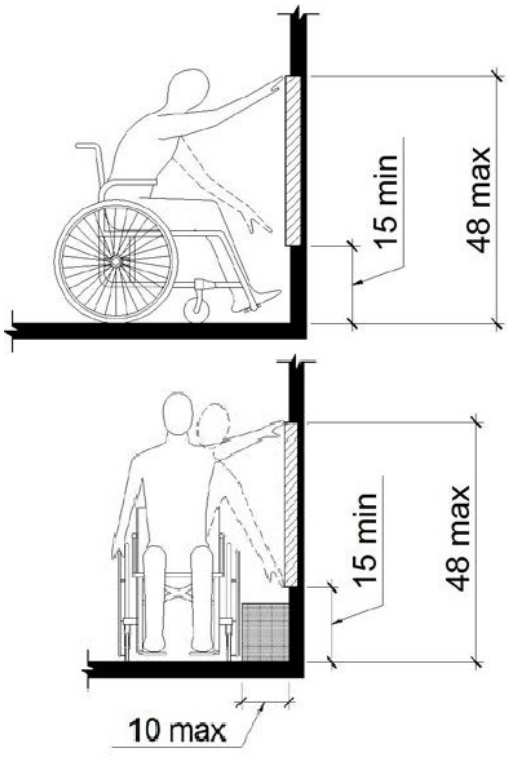

Barrier: 4 Additional Barrier Photos



Exterior Elements: Sidewalk

Barrier: 5

The trash can is positioned too high for either a side or front approach.

Where a clear floor or ground space allows a parallel approach to an element and the side reach is unobstructed, the high side reach shall be 48 inches maximum and the low side reach shall be 15 inches minimum above the finish floor or ground.

Where a forward reach is unobstructed, the high forward reach shall be 48 inches maximum and the low forward reach shall be 15 inches minimum above the finish floor or ground.

Citation:

2010 ADAS Section: 308.1

Conceptual Budget Estimate:

$900.00

Possible Solution:

Lower trash can.

Barrier Priority:

Priority 4 (4):



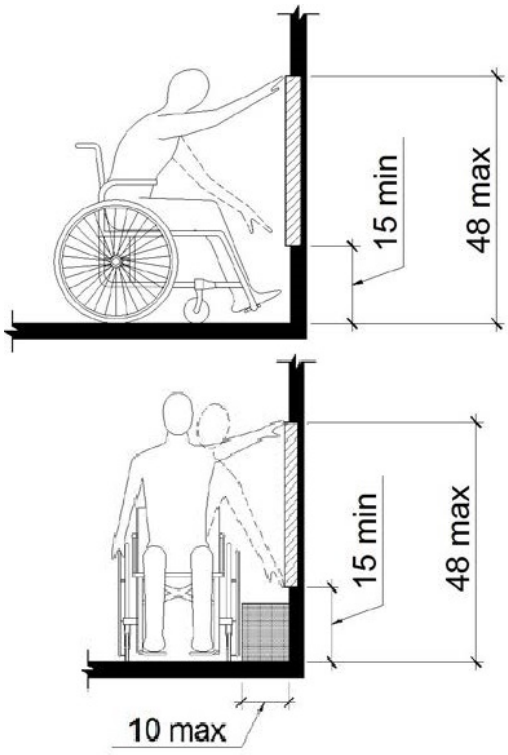

Barrier: 5 Additional Barrier Photos



Exterior Elements: Sidewalk

Barrier: 6

The trash can is positioned too high for either a side or front approach.

Where a clear floor or ground space allows a parallel approach to an element and the side reach is unobstructed, the high side reach shall be 48 inches maximum and the low side reach shall be 15 inches minimum above the finish floor or ground.

Where a forward reach is unobstructed, the high forward reach shall be 48 inches maximum and the low forward reach shall be 15 inches minimum above the finish floor or ground.

Citation:

2010 ADAS Section: 308.1

Conceptual Budget Estimate:

$900.00

Possible Solution:

Lower trash can.

Barrier Priority:

Priority 4 (4):



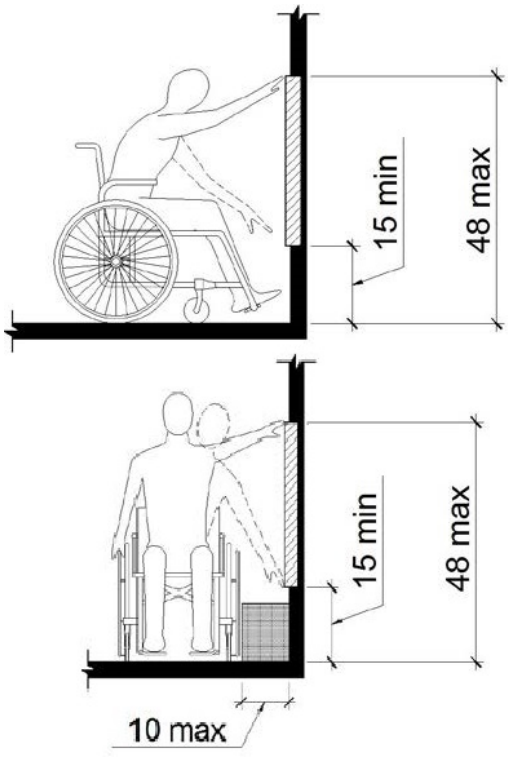

Barrier: 6 Additional Barrier Photos



Exterior Elements: Water Fountain

Barrier: 7

The spout location on the drinking fountain is not compliant.

The spout shall be located 15 inches minimum from the vertical support and 5 inches maximum from the front edge of the unit, including bumpers.

Citation:

2010 ADAS Section: 602.5

Conceptual Budget Estimate:

$1,500.00

Possible Solution:

Modify spout placement for drinking fountain.

Barrier Priority:

Priority 4 (4):



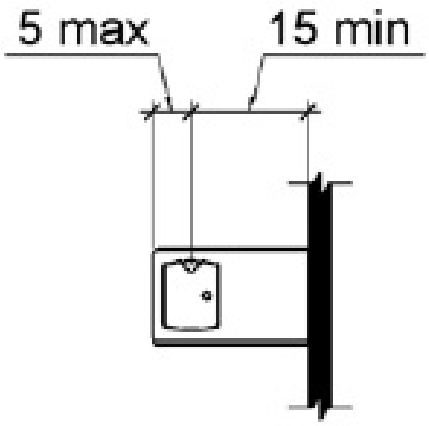

Barrier: 7 Additional Barrier Photos



Exterior Elements: Water Fountain

Barrier: 8

The spout location on the drinking fountain is not compliant.

The spout shall be located 15 inches minimum from the vertical support and 5 inches maximum from the front edge of the unit, including bumpers.

Citation:

2010 ADAS Section: 602.5

Conceptual Budget Estimate:

$1,500.00

Possible Solution:

Modify spout placement for drinking fountain.

Barrier Priority:

Priority 4 (4):



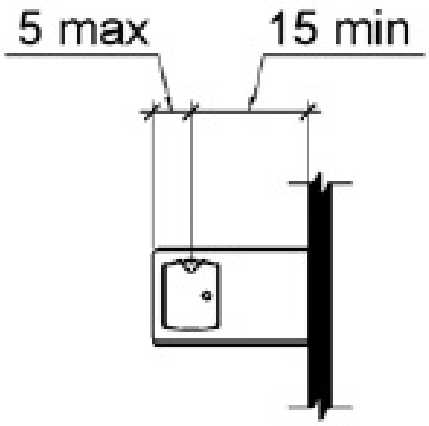

Barrier: 8 Additional Barrier Photos



Exterior Elements: Water Fountain

Barrier: 9

The spout location on the drinking fountain is not compliant.

The spout shall be located 15 inches minimum from the vertical support and 5 inches maximum from the front edge of the unit, including bumpers.

Citation:

2010 ADAS Section: 602.5

Conceptual Budget Estimate:

$1,500.00

Possible Solution:

Modify spout placement for drinking fountain.

Barrier Priority:

Priority 4 (4):



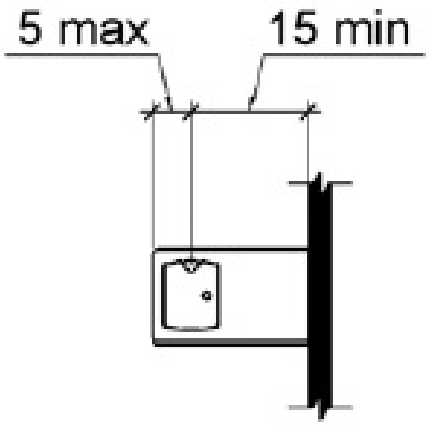

Barrier: 9 Additional Barrier Photos



Exterior Elements: Benches

Barrier: 10

The element is not accessible because it does not allow a forward or side approach.

This element must be on an accessible route of travel that is 36 inches wide minimum and provides a 30 inch by 48 inch clear floor space that allows a side or forward approach.

Citation:

2010 ADAS Section: 305.5

Conceptual Budget Estimate:

$1,100.00

Possible Solution:

Install accessible route to element.

Barrier Priority:

Priority 1 (1):



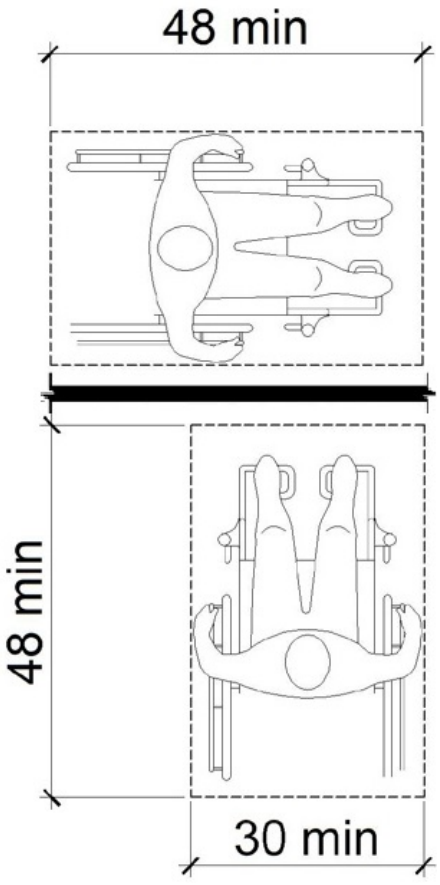

Exterior Elements: Benches

Barrier: 11

The element is not accessible because it does not allow a forward or side approach.

This element must be on an accessible route of travel that is 36 inches wide minimum and provides a 30 inch by 48 inch clear floor space that allows a side or forward approach.

Citation:

2010 ADAS Section: 305.5

Conceptual Budget Estimate:

$2,200.00

Possible Solution:

Install accessible route to element.

Barrier Priority:

Priority 1 (1):



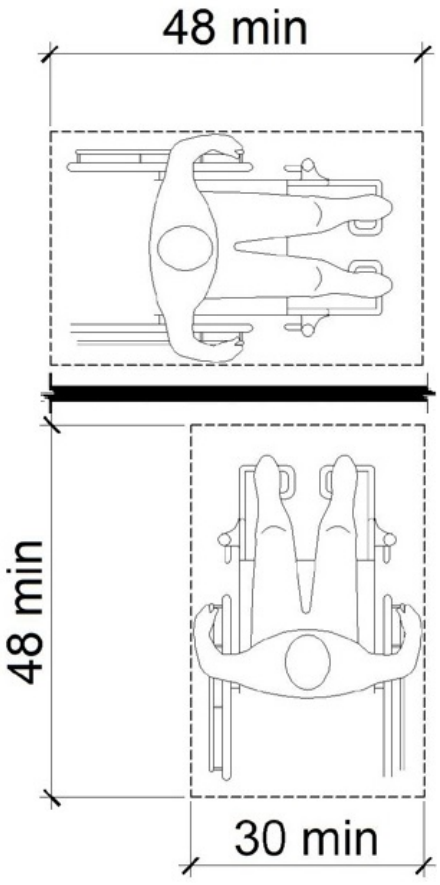

Site Accessibility Evaluation



Bartlett Park and Soccer Complex
550 NW Summercrest Blvd
Burleson, TX 76028
Accessibility Evaluation
Inspection Date: 04/27/2026

Prepared By

Kimley»Horn

(817) 335 - 6511
kimley-horn.com

Cost Summary Disclaimer

The following “Cost report" assigns conceptual budget estimates to each possible solution. The Kimley-Horn has no control over the cost of labor, materials, equipment, or over the Contractor's methods of determining prices or over competitive bidding or market conditions. Opinions of probable costs provided herein are based on the information known to Kimley-Horn at this time and represent only Kimley-Horn's judgment as a design professional familiar with the construction industry. These opinions of costs are for corrective actions and involve a single solution without extensive study, destructive testing, or design. Opinion of costs represent material and labor cost only and do not include other factors such as design, permitting, overhead, and contingencies. The Consultant cannot and does not guarantee that proposals, bids, or actual construction costs will not vary from its opinions of probable costs. If the Client wishes greater assurance as to the amount of any cost, it shall employ an independent cost estimator. Consultant's services required to bring costs within any limitation established by the Client will be paid for as Additional Services.

Standards Defined

Americans with Disabilities Act Standards (ADAS) issued under the Americans with Disabilities Act (ADA) apply to places of public accommodation, commercial facilities, and state and local government facilities in new construction, alterations, and additions. The ADA Standards are based on minimum guidelines set by the Access Board. The ADA standards are issued by the Department of Justice (DOJ) and the Department of Transportation (DOT) and apply to facilities covered by the ADA in new construction and alterations. DOJ’s standards apply to all facilities covered by the ADA, except public transportation facilities, which are subject to DOT’s standards. Both standards are very similar and are closely based on the Board’s ADA Accessibility Guidelines (ADAAG). However, each contains a few unique provisions.

This facility was evaluated to the applicable ADA standards in effect at the time of the evaluation. State and local building codes under which the project was originally constructed are excluded from the evaluations. However, each element should be checked against current standards and codes at the time they are altered for compliance.

Park Barrier Priority

Physical barriers to access for parks were assigned a barrier priority, which are defined in the table below. This barrier prioritization methodology was developed by the Consultant Team and is just one factor for the City of Burleson to consider in developing the Transition Plan implementation strategy (see **Section 5.2 Implementation Schedule** in the Transition Plan for more information).

Barrier Priority	Criteria
1	Accessible approach and entrance.
2	Access to goods and services.
3	Access to public toilet rooms.
4	Access to other items such as water fountains and public telephones.
5	Fully compliant with a previous standard (safe-harbored) but will need to be brought into compliance with a current standard if altered.

Recreation Facility Barrier Priority

Physical barriers to access for recreational facilities were assigned a barrier priority, which are defined in the table below. This barrier prioritization methodology was developed by the Consultant Team and is just one factor for the City of Burleson to consider in developing the Transition Plan implementation strategy (see **Section 5.2 Implementation Schedule** in the Transition Plan for more information).

Barrier Priority	Criteria
1	Accessible approach and entrance.
2	Access to goods and services.
3	Access to public toilet rooms.
4	Access to other items such as water fountains and public telephones.
5	Fully compliant with a previous standard (safe-harbored) but will need to be brought into compliance with a current standard if altered.

Conceptual Budget Estimate Summary

Room / Area	Barrier Count	Conceptual Budget Estimate
Parking	16	$ 7,200
Playground	2	$ -
Pool	2	$ 11,800
Splash Pad	1	$ 200
Pool - Men's Restroom	2	$ 400
Pool - Women's Restroom	2	$ 400
Pool - Family Restroom	6	$ 3,100
Men's Restroom	2	$ 900
Women's Restroom	2	$ 900
Concessions / Dining / Cafeteria	2	$ 1,900
Total	**13**	**$ 26,800**

Barriers 3

Exterior Elements 3

Parking 3

Playground 22

Pool 24

Splash Pad 27

Pool - Men's Restroom 29

Pool - Women's Restroom 31

Pool - Family Restroom 33

Interior Elements 43

Men's Restroom 43

Women's Restroom 46

Concessions / Dining / Cafeteria 49

Exterior Elements: Parking

Barrier: 1

The required parking signage is missing.

Parking space identification signs shall include the International Symbol of Accessibility (ISA). Signs identifying van parking spaces shall contain the designation "van accessible." All signs shall be 60 inches minimum above the finish floor or ground surface measured to the bottom of the sign.

Citation:

2010 ADAS Section: 502.6

Conceptual Budget Estimate:

$400.00

Possible Solution:

Install parking sign.

Barrier Priority:

Priority 1 (1):



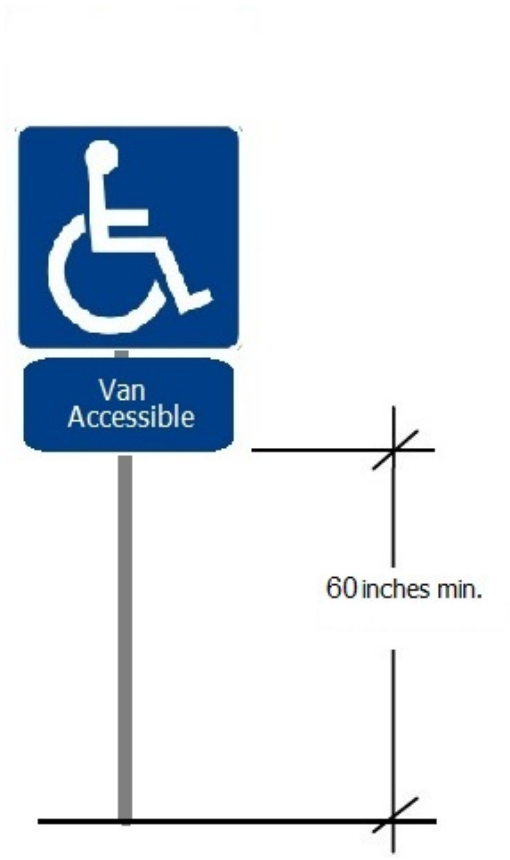

Exterior Elements: Parking

Barrier: 2

The cross slope (narrow dimension) of the parking space exceeds 2%.

The running and cross slope in an accessible parking space and the access aisle must not exceed 2%.

Citation:

2010 ADAS Section: 502.4

Conceptual Budget Estimate:

$2,100.00

Possible Solution:

Repave and restripe.

Barrier Priority:

Priority 1 (1):



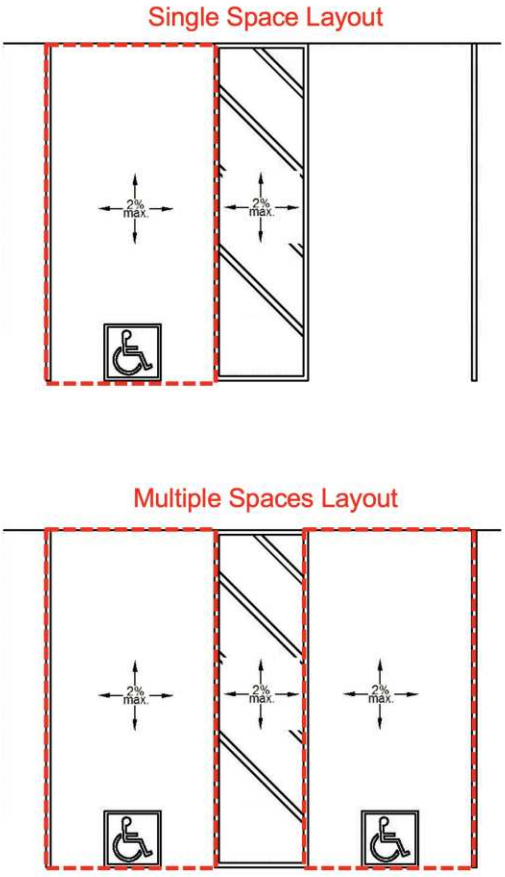

Barrier: 2 Additional Barrier Photos



Exterior Elements: Parking

Barrier: 3

The running slope (long dimension) of the accessible parking space exceeds 2%.

The running slope in an accessible parking space and the access aisle must not exceed 2%.

Citation:

2010 ADAS Section: 502.4

Conceptual Budget Estimate:

$2,100.00

Possible Solution:

Repave and restripe.

Barrier Priority:

Priority 1 (1):



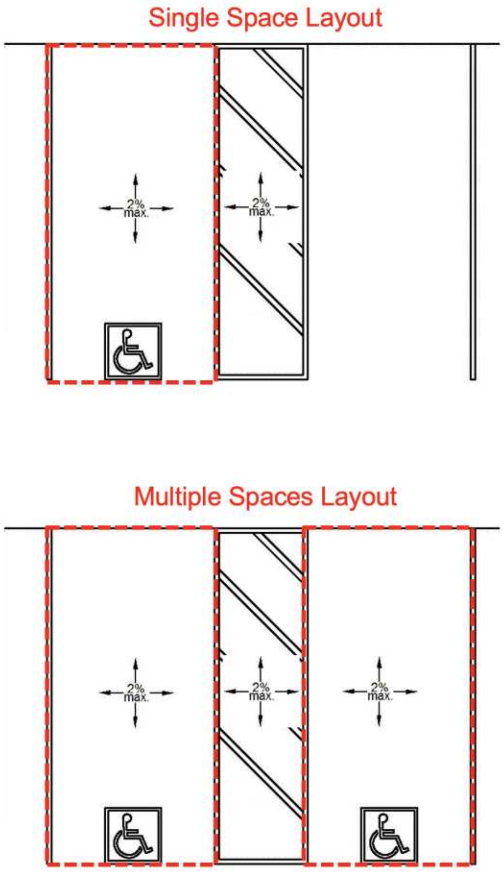

Barrier: 3 Additional Barrier Photos



Exterior Elements: Parking

Barrier: 4

The accessible parking stall is not wide enough.

Each parking space must be at least 8 feet wide and shall be marked to define the width.

The measurements of parking spaces and access aisles shall be made from the centerline of the markings. Where the parking space is not adjacent to another parking space or access aisle, the measurement shall be permitted to include the full width of the line defining the parking space.

Citation:

2010 ADAS Section: 502.2

Conceptual Budget Estimate:

$200.00

Possible Solution:

Restripe parking space.

Barrier Priority:

Priority 1 (1):



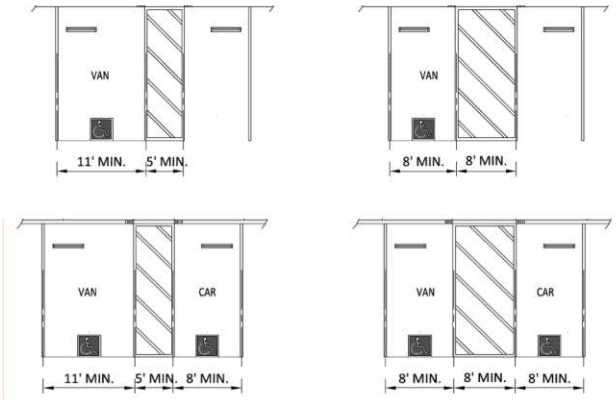

Barrier: 4 Additional Barrier Photos



Exterior Elements: Parking

Barrier: 5

The striping for the accessible parking space is dilapidated and in need of repair and/or maintenance.

Citation:

2010 ADAS Section: 502.2, 502.2 Exception

Conceptual Budget Estimate:

$200.00

Possible Solution:

Restripe parking space.

Barrier Priority:

Priority 1 (1):



Exterior Elements: Parking

Barrier: 6

The striping for the accessible parking space is dilapidated and in need of repair and/or maintenance.

Citation:

2010 ADAS Section: 502.2, 502.2 Exception

Conceptual Budget Estimate:

$200.00

Possible Solution:

Restripe parking space.

Barrier Priority:

Priority 1 (1):



Exterior Elements: Parking

Barrier: 7

The markings for access aisle are dilapidated are in need of repair and/or maintenance.

Access aisles shall be marked so as to discourage parking in them. Where parking spaces are marked with lines, width measurements of parking spaces and access aisles shall be made from the centerline of the markings.

Citation:

2010 ADAS Section: 502.3.3

Conceptual Budget Estimate:

$200.00

Possible Solution:

Restripe access aisle.

Barrier Priority:

Priority 1 (1):



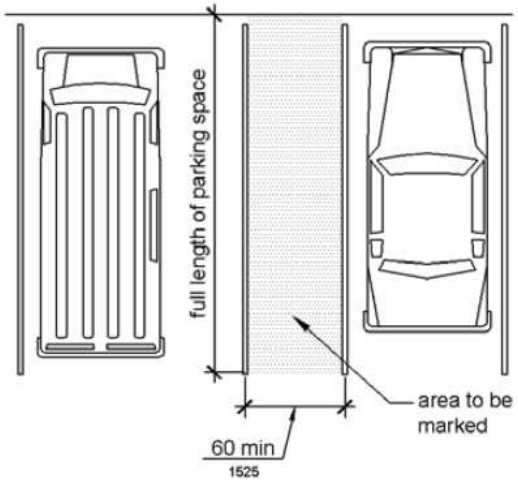

Exterior Elements: Parking

Barrier: 8

The striping for the accessible parking space is dilapidated and in need of repair and/or maintenance.

Citation:

2010 ADAS Section: 502.2, 502.2 Exception

Conceptual Budget Estimate:

$200.00

Possible Solution:

Restripe parking space.

Barrier Priority:

Priority 1 (1):



Exterior Elements: Parking

Barrier: 9

The striping for the accessible parking space is dilapidated and in need of repair and/or maintenance.

Citation:

2010 ADAS Section: 502.2, 502.2 Exception

Conceptual Budget Estimate:

$200.00

Possible Solution:

Restripe parking space.

Barrier Priority:

Priority 1 (1):



Exterior Elements: Parking

Barrier: 10

The markings for access aisle are dilapidated are in need of repair and/or maintenance.

Access aisles shall be marked so as to discourage parking in them. Where parking spaces are marked with lines, width measurements of parking spaces and access aisles shall be made from the centerline of the markings.

Citation:

2010 ADAS Section: 502.3.3

Conceptual Budget Estimate:

$200.00

Possible Solution:

Restripe access aisle.

Barrier Priority:

Priority 1 (1):



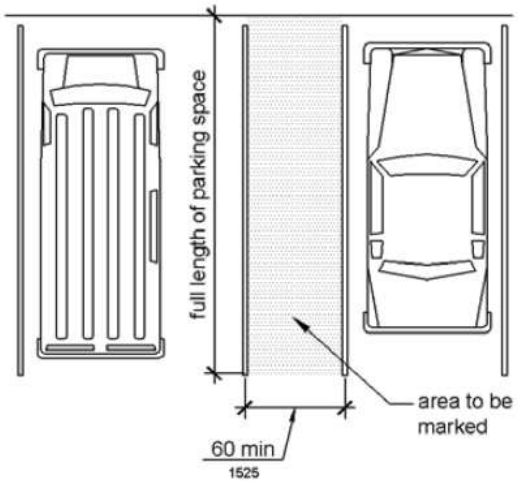

Exterior Elements: Parking

Barrier: 11

The striping for the accessible parking space is dilapidated and in need of repair and/or maintenance.

Citation:

2010 ADAS Section: 502.2, 502.2 Exception

Conceptual Budget Estimate:

$200.00

Possible Solution:

Restripe parking space.

Barrier Priority:

Priority 1 (1):



Exterior Elements: Parking

Barrier: 12

The striping for the accessible parking space is dilapidated and in need of repair and/or maintenance.

Citation:

2010 ADAS Section: 502.2, 502.2 Exception

Conceptual Budget Estimate:

$200.00

Possible Solution:

Restripe parking space.

Barrier Priority:

Priority 1 (1):



Exterior Elements: Parking

Barrier: 13

The markings for access aisle are dilapidated are in need of repair and/or maintenance.

Access aisles shall be marked so as to discourage parking in them. Where parking spaces are marked with lines, width measurements of parking spaces and access aisles shall be made from the centerline of the markings.

Citation:

2010 ADAS Section: 502.3.3

Conceptual Budget Estimate:

$200.00

Possible Solution:

Restripe access aisle.

Barrier Priority:

Priority 1 (1):



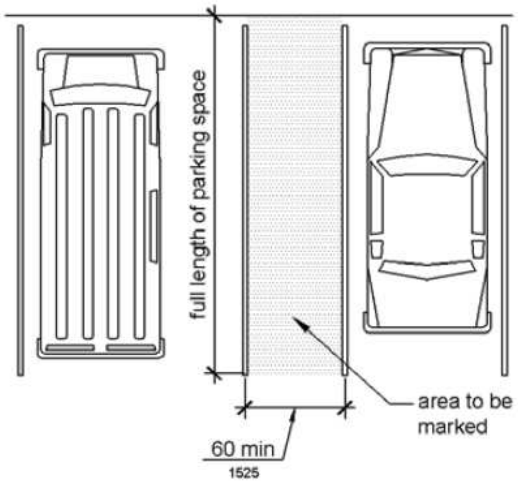

Exterior Elements: Parking

Barrier: 14

The markings for access aisle are dilapidated are in need of repair and/or maintenance.

Access aisles shall be marked so as to discourage parking in them. Where parking spaces are marked with lines, width measurements of parking spaces and access aisles shall be made from the centerline of the markings.

Citation:

2010 ADAS Section: 502.3.3

Conceptual Budget Estimate:

$200.00

Possible Solution:

Restripe access aisle.

Barrier Priority:

Priority 1 (1):



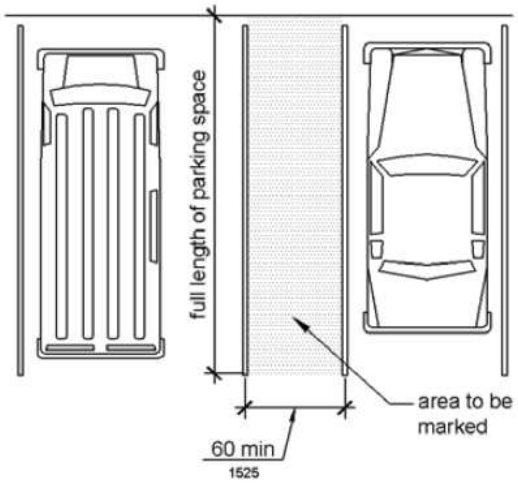

Exterior Elements: Parking

Barrier: 15

The striping for the accessible parking space is dilapidated and in need of repair and/or maintenance.

Citation:

2010 ADAS Section: 502.2, 502.2 Exception

Conceptual Budget Estimate:

$200.00

Possible Solution:

Restripe parking space.

Barrier Priority:

Priority 1 (1):



Exterior Elements: Parking

Barrier: 16

The striping for the accessible parking space is dilapidated and in need of repair and/or maintenance.

Citation:

2010 ADAS Section: 502.2, 502.2 Exception

Conceptual Budget Estimate:

$200.00

Possible Solution:

Restripe parking space.

Barrier Priority:

Priority 1 (1):



Exterior Elements: Playground

Barrier: 17

Compliance with ASTM F 1292 for Use Zones has not been determined.

Ground surfaces located within use zones shall comply with ASTM F 1292 (1999 edition or 2004 edition).

Citation:

2010 ADAS Section: 1008.2.6.2

Possible Solution:

Surface covering conditionally compliant but must be maintained and compliance can be documented by manufacture certification.

Barrier Priority:

Priority 5 (5):



Exterior Elements: Playground

Barrier: 18

Compliance with ASTM F1951 for accessibility for ground surfaces on accessible routes, clear floor or ground spaces, and turning spaces has not been determined.

Ground surfaces shall comply with ASTM F 1951. Ground surfaces shall be inspected and maintained regularly and frequently to ensure continued compliance with ASTM F 1951.

Citation:

2010 ADAS Section: 1008.2.6.1

Possible Solution:

Surface covering conditionally compliant but must be maintained and compliance can be documented by manufacture certification.

Barrier Priority:

Priority 5 (5):



Exterior Elements: Pool

Barrier: 19

There are no accessible tables.

At least 5% of each type in each functional area of dining surfaces must be accessible and must be dispersed throughout the space or facility containing dining surfaces. An accessible table must be on an accessible route (36 inches minimum) and have knee and toe spaces at least 27 inches high, 30 inches wide and 17 inches deep. The tops of tables and counters shall be 28 inches to 34 inches from the floor or ground.

Citation:

2010 ADAS Section: 226.1

Conceptual Budget Estimate:

$4,100.00

Possible Solution:

Provide accessible table.

Barrier Priority:

Priority 4 (4):



Exterior Elements: Pool

Barrier: 20

The swimming pool does not have the required accessible means of entry.

Where a swimming pool has less than 300 linear feet of swimming pool wall, no more than one accessible means of entry shall be required provided that the accessible means of entry is a swimming pool lift or sloped entry.

Citation:

2010 ADAS Section: 242.2 Exception 1

Conceptual Budget Estimate:

$7,700.00

Possible Solution:

Install accessible means of entry.

Barrier Priority:

Priority 2 (2):



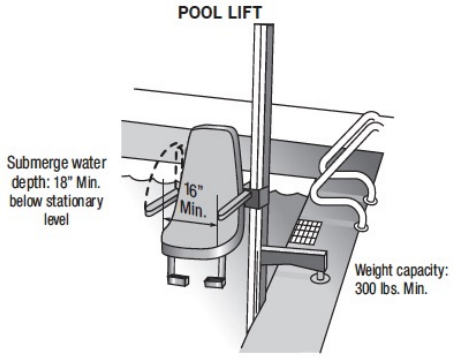

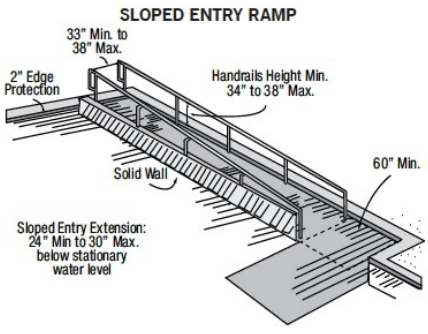

©Builder's Book, Inc.

Barrier: 20 Additional Barrier Photos



Exterior Elements: Splash Pad

Barrier: 21

The walkway contains abrupt vertical edges and/or variations over 1/4 inch.

1/4 inch is the maximum vertical rise. Changes in level between 1/4 inch and 1/2 inch must be beveled at 1:2 or less.

Changes in level greater than 1/2 inch must be by way of a ramp.

Citation:

2010 ADAS Section: 303.2, 303.3

Conceptual Budget Estimate:

$200.00

Possible Solution:

Remove excessive changes in level.

Barrier Priority:

Priority 1 (1):



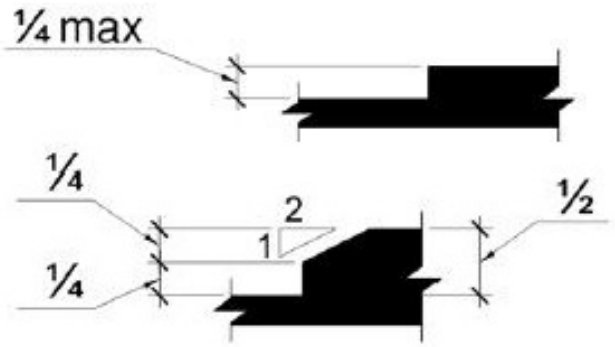

Barrier: 21 Additional Barrier Photos



Exterior Elements: Pool - Men's Restroom

Barrier: 22

The water and drain pipes under the lavatory are not adequately insulated.

Water supply and drain pipes under lavatories and sinks shall be insulated or otherwise configured to protect against contact. There shall be no sharp or abrasive surfaces under lavatories and sinks.

Citation:

2010 ADAS Section: 606.5

Conceptual Budget Estimate:

$200.00

Possible Solution:

Insulate pipes under lavatory.

Barrier Priority:

Priority 3 (3):



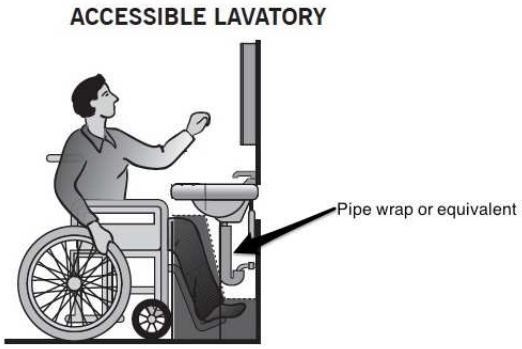

Exterior Elements: Pool - Men's Restroom

Barrier: 23

The door is equipped with a door closer and returns to a closed position too quickly.

Door closers and gate closers shall be adjusted so that from an open position of 90 degrees, the time required to move the door to a position of 12 degrees from the latch is 5 seconds minimum.

Citation:

2010 ADAS Section: 404.2.8.1

Conceptual Budget Estimate:

$200.00

Possible Solution:

Adjust spring tension and closer valves on the door closer.

Barrier Priority:

Priority 1 (1):



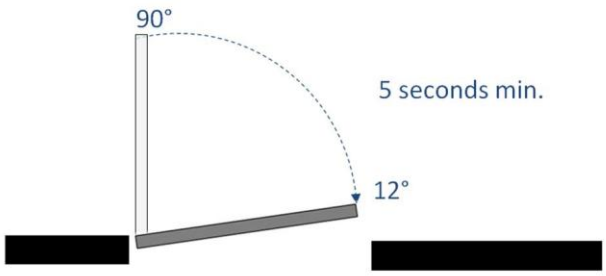

Exterior Elements: Pool - Women's Restroom

Barrier: 24

The water and drain pipes under the lavatory are not adequately insulated.

Water supply and drain pipes under lavatories and sinks shall be insulated or otherwise configured to protect against contact. There shall be no sharp or abrasive surfaces under lavatories and sinks.

Citation:

2010 ADAS Section: 606.5

Conceptual Budget Estimate:

$200.00

Possible Solution:

Insulate pipes under lavatory.

Barrier Priority:

Priority 3 (3):



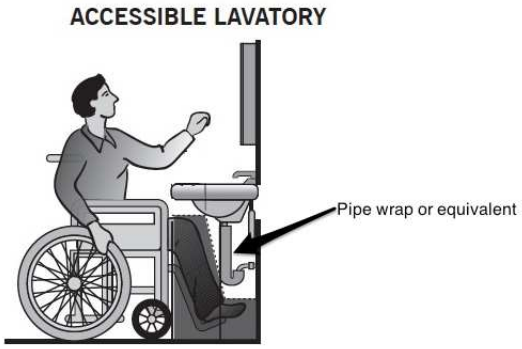

Exterior Elements: Pool - Women's Restroom

Barrier: 25

The door is equipped with a door closer and returns to a closed position too quickly.

Door closers and gate closers shall be adjusted so that from an open position of 90 degrees, the time required to move the door to a position of 12 degrees from the latch is 5 seconds minimum.

Citation:

2010 ADAS Section: 404.2.8.1

Conceptual Budget Estimate:

$200.00

Possible Solution:

Adjust spring tension and closer valves on the door closer.

Barrier Priority:

Priority 1 (1):



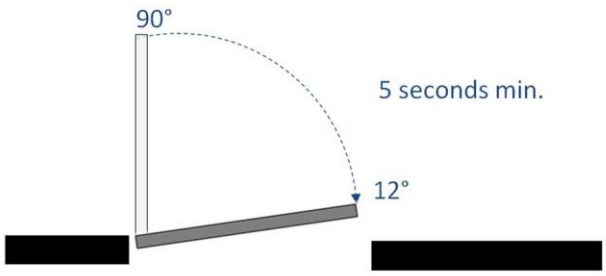

Exterior Elements: Pool - Family Restroom

Barrier: 26

The toilet paper is not installed within the compliant range.

Toilet paper dispensers shall be 7 inches minimum and 9 inches maximum in front of the water closet measured to the centerline of the dispenser. The outlet of the dispenser shall be 15 inches minimum and 48 inches maximum above the finish floor and shall not be located behind grab bars. Dispensers shall not be of a type that controls delivery or that does not allow continuous paper flow. There shall be a clearance of 1 1/2 inches minimum below the grab bar.

Citation:

2010 ADAS Section: 604.7

Conceptual Budget Estimate:

$700.00

Possible Solution:

Reinstall dispenser at accessible location.

Barrier Priority:

Priority 3 (3):



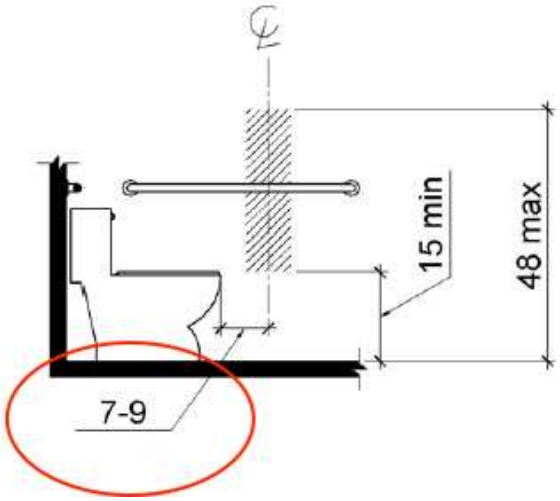

Exterior Elements: Pool - Family Restroom

Barrier: 27

The rear grab bar does not extend adequately past the centerline of the toilet on the closed side of the toilet.

The rear grab bar must be a minimum of 36 inches long and extend from the centerline of the toilet 12 inches minimum on one side and 24 inches minimum on the other side.

Grab bars shall be installed in a horizontal position, 33 inches minimum and 36 inches maximum above the finish floor measured to the top of the gripping surface and the space between the grab bar and the top of the tank shall be 1-1/2 inches minimum.

Citation:

2010 ADAS Section: 604.5.2

Conceptual Budget Estimate:

$500.00

Possible Solution:

Reinstall grab bar at accessible location.

Barrier Priority:

Priority 3 (3):



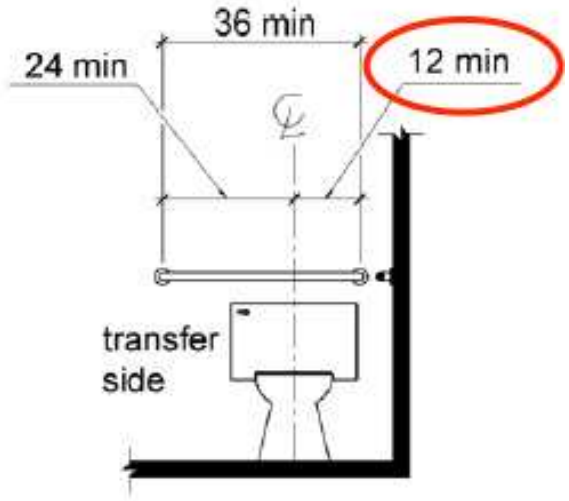

Barrier: 27 Additional Barrier Photos





Exterior Elements: Pool - Family Restroom

Barrier: 28

The operable parts of controls are not located within the allowable height range.

In standard roll-in type shower compartments, the controls, faucets, and shower spray unit shall be located above the grab bar, but no higher than 48 inches above the shower floor. Where a seat is provided, the controls, faucets, and shower spray unit shall be installed on the back wall adjacent to the seat wall and shall be located 27 inches maximum from the seat wall.

Citation:

2010 ADAS Section: 608.5.2

Conceptual Budget Estimate:

$600.00

Possible Solution:

Lower shower controls.

Barrier Priority:

Priority 3 (3):



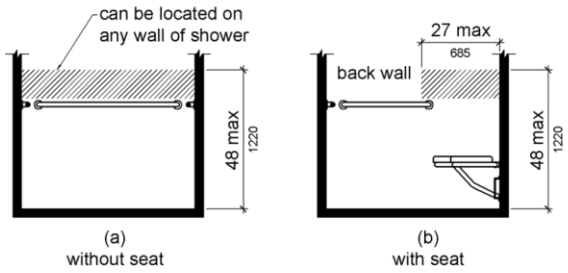

Barrier: 28 Additional Barrier Photos



Exterior Elements: Pool - Family Restroom

Barrier: 29

The grab bar is more than 6 inches from the adjacent walls.

Where a seat is provided in standard roll-in type shower compartments, grab bars shall be provided on the back wall and the side wall opposite the seat. Grab bars shall not be provided above the seat. Where a seat is not provided in standard roll-in type shower compartments, grab bars shall be provided on three walls. Grab bars shall be installed 6 inches maximum from adjacent walls.

Citation:

2010 ADAS Section: 608.3.2

Conceptual Budget Estimate:

$600.00

Possible Solution:

Reinstall grab bar at accessible location.

Barrier Priority:

Priority 3 (3):



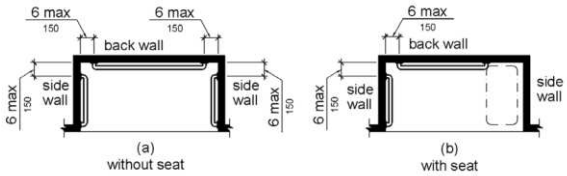

Barrier: 29 Additional Barrier Photos





Barrier: 29 Additional Barrier Photos



Exterior Elements: Pool - Family Restroom

Barrier: 30

The door is equipped with a door closer and returns to a closed position too quickly.

Door closers and gate closers shall be adjusted so that from an open position of 90 degrees, the time required to move the door to a position of 12 degrees from the latch is 5 seconds minimum.

Citation:

2010 ADAS Section: 404.2.8.1

Conceptual Budget Estimate:

$200.00

Possible Solution:

Adjust spring tension and closer valves on the door closer.

Barrier Priority:

Priority 1 (1):



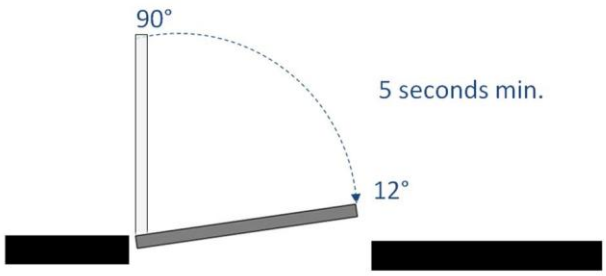

Exterior Elements: Pool - Family Restroom

Barrier: 31

The wall sign is incorrectly located.

Where permanent identification signs are provided for rooms and spaces, signs shall be installed on the wall adjacent to the latch side of the door. Where there is no wall space on the latch side, including at double leaf doors, signs shall be placed on the nearest adjacent wall, preferably on the right.

Mounting location shall be located so that a person may approach within 3 inches of the sign and that a clear floor space of 18 inches minimum by 18 inches minimum, centered on the tactile Characters, is provided beyond the arc of any door swing between the closed position and 45 degree open position.

Citation:

2010 ADAS Section: 703.4.1

Conceptual Budget Estimate:

$500.00

Possible Solution:

Reinstall signage.

Barrier Priority:

Priority 3 (3):



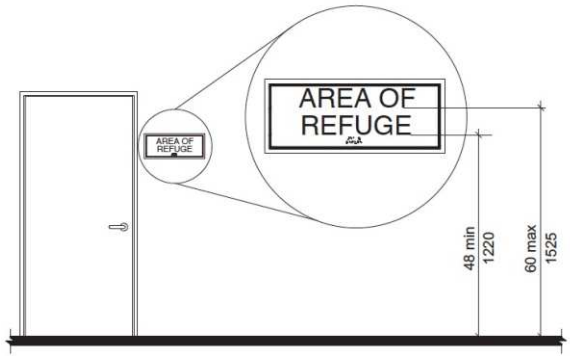

Interior Elements: Men's Restroom

Barrier: 32

The door is equipped with a door closer and returns to a closed position too quickly.

Door closers and gate closers shall be adjusted so that from an open position of 90 degrees, the time required to move the door to a position of 12 degrees from the latch is 5 seconds minimum.

Citation:

2010 ADAS Section: 404.2.8.1

Conceptual Budget Estimate:

$200.00

Possible Solution:

Adjust spring tension and closer valves on the door closer.

Barrier Priority:

Priority 1 (1):



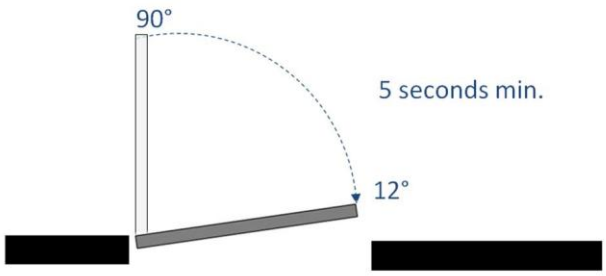

Interior Elements: Men's Restroom

Barrier: 33

The mirror is mounted above the maximum allowable height.

Mirrors must have the bottom edge of the reflecting surface a maximum of 40 inches above the floor if above a sink or counter. Mirrors not located above lavatories or countertops shall be installed with the bottom edge of the reflecting surface 35 inches maximum above the finish floor or ground.

Citation:

2010 ADAS Section: 603.3

Conceptual Budget Estimate:

$700.00

Possible Solution:

Lower mirror.

Barrier Priority:

Priority 3 (3):



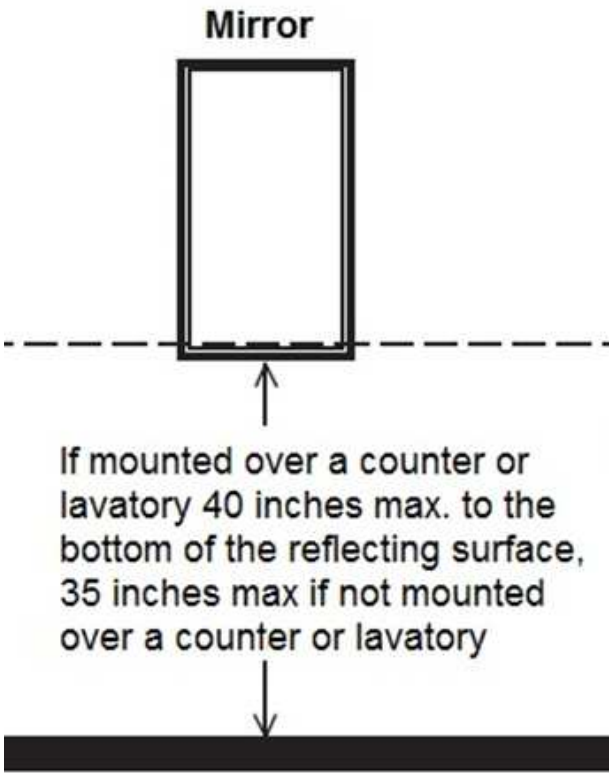

Barrier: 33 Additional Barrier Photos



Interior Elements: Women's Restroom

Barrier: 34

The door is equipped with a door closer and returns to a closed position too quickly.

Door closers and gate closers shall be adjusted so that from an open position of 90 degrees, the time required to move the door to a position of 12 degrees from the latch is 5 seconds minimum.

Citation:

2010 ADAS Section: 404.2.8.1

Conceptual Budget Estimate:

$200.00

Possible Solution:

Adjust spring tension and closer valves on the door closer.

Barrier Priority:

Priority 1 (1):



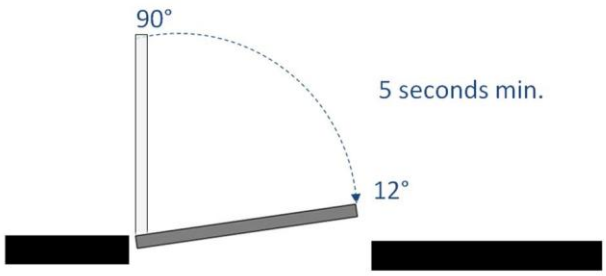

Interior Elements: Women's Restroom

Barrier: 35

The mirror is mounted above the maximum allowable height.

Mirrors must have the bottom edge of the reflecting surface a maximum of 40 inches above the floor if above a sink or counter. Mirrors not located above lavatories or countertops shall be installed with the bottom edge of the reflecting surface 35 inches maximum above the finish floor or ground.

Citation:

2010 ADAS Section: 603.3

Conceptual Budget Estimate:

$700.00

Possible Solution:

Lower mirror

Barrier Priority:

Priority 3 (3):



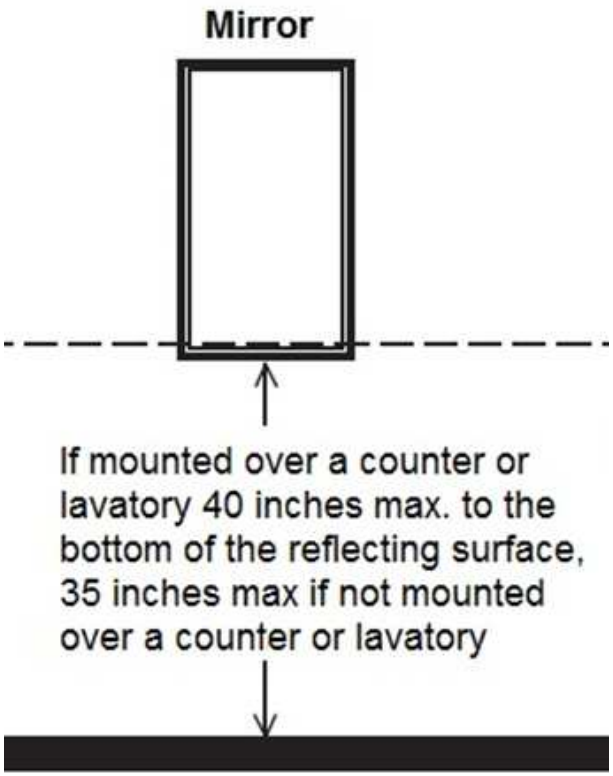

Barrier: 35 Additional Barrier Photos



Interior Elements: Concessions / Dining / Cafeteria

Barrier: 36

There is not enough knee clearance under the drinking fountain.

The drinking fountain must have a clear knee space between the bottom of the drinking fountain and the floor not less than 27 inches in height, 30 inches in width, and 8 inches in depth.

Citation:

2010 ADAS Section: 602.2

Conceptual Budget Estimate:

$1,700.00

Possible Solution:

Reinstall drinking fountain.

Barrier Priority:

Priority 4 (4):



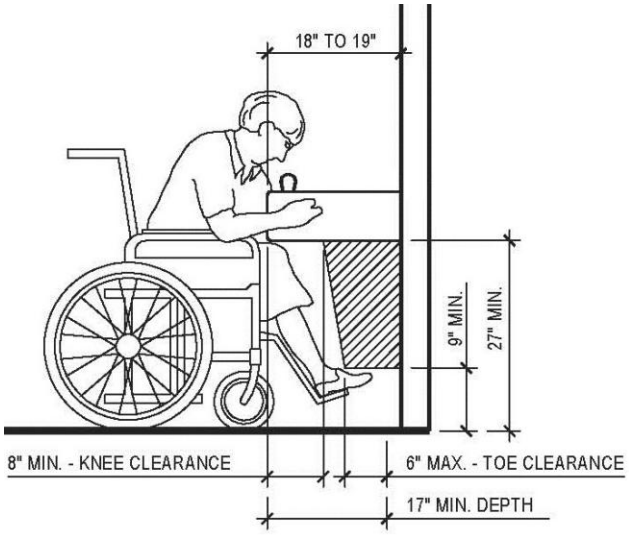

Interior Elements: Concessions / Dining / Cafeteria

Barrier: 37

The water flow does not meet minimum height requirements.

The spout shall provide a flow of water 4 inches high minimum. The angle of the water stream from spouts within 3 inches of the front of the drinking fountain shall be 30 degrees maximum, and from spouts between 3 inches and 5 inches from the front of the unit, the angle of the water stream shall be 15 degrees maximum.

Citation:

2010 ADAS Section: 602.6

Conceptual Budget Estimate:

$200.00

Possible Solution:

Adjust water flow.

Barrier Priority:

Priority 4 (4):





Site Accessibility Evaluation



Cedar Ridge Park
716 Cumberland Dr
Burleson, TX 76028
Accessibility Evaluation
Inspection Date: 04/24/2026

Prepared By

Kimley»Horn

(817) 335 - 6511
kimley-horn.com

Cost Summary Disclaimer

The following “Cost report" assigns conceptual budget estimates to each possible solution. The Kimley-Horn has no control over the cost of labor, materials, equipment, or over the Contractor's methods of determining prices or over competitive bidding or market conditions. Opinions of probable costs provided herein are based on the information known to Kimley-Horn at this time and represent only Kimley-Horn's judgment as a design professional familiar with the construction industry. These opinions of costs are for corrective actions and involve a single solution without extensive study, destructive testing, or design. Opinion of costs represent material and labor cost only and do not include other factors such as design, permitting, overhead, and contingencies. The Consultant cannot and does not guarantee that proposals, bids, or actual construction costs will not vary from its opinions of probable costs. If the Client wishes greater assurance as to the amount of any cost, it shall employ an independent cost estimator. Consultant's services required to bring costs within any limitation established by the Client will be paid for as Additional Services.

Standards Defined

Americans with Disabilities Act Standards (ADAS) issued under the Americans with Disabilities Act (ADA) apply to places of public accommodation, commercial facilities, and state and local government facilities in new construction, alterations, and additions. The ADA Standards are based on minimum guidelines set by the Access Board. The ADA standards are issued by the Department of Justice (DOJ) and the Department of Transportation (DOT) and apply to facilities covered by the ADA in new construction and alterations. DOJ’s standards apply to all facilities covered by the ADA, except public transportation facilities, which are subject to DOT’s standards. Both standards are very similar and are closely based on the Board’s ADA Accessibility Guidelines (ADAAG). However, each contains a few unique provisions.

This facility was evaluated to the applicable ADA standards in effect at the time of the evaluation. State and local building codes under which the project was originally constructed are excluded from the evaluations. However, each element should be checked against current standards and codes at the time they are altered for compliance.

Park Barrier Priority

Physical barriers to access for parks were assigned a barrier priority, which are defined in the table below. This barrier prioritization methodology was developed by the Consultant Team and is just one factor for the City of Burleson to consider in developing the Transition Plan implementation strategy (see **Section 5.2 Implementation Schedule** in the Transition Plan for more information).

Barrier Priority	Criteria
1	Accessible approach and entrance.
2	Access to goods and services.
3	Access to public toilet rooms.
4	Access to other items such as water fountains and public telephones.
5	Fully compliant with a previous standard (safe-harbored) but will need to be brought into compliance with a current standard if altered.

Conceptual Budget Estimate Summary

Room / Area	Barrier Count	Conceptual Budget Estimate
Sidewalk	1	$ 1,400
Picnic table	2	$ 4,800
Total	**3**	**$ 6,200**

Barriers 3

Exterior Elements 3

Sidewalk 3

Picnic table 4

Exterior Elements: Sidewalk

Barrier: 1

The element is not accessible because it does not allow a forward or side approach.

This element must be on an accessible route of travel that is 36 inches wide minimum and provides a 30 inch by 48 inch clear floor space that allows a side or forward approach.

Citation:

2010 ADAS Section: 305.5

Conceptual Budget Estimate:

$1,400.00

Possible Solution:

Install accessible route to element.

Barrier Priority:

Priority 1 (1):



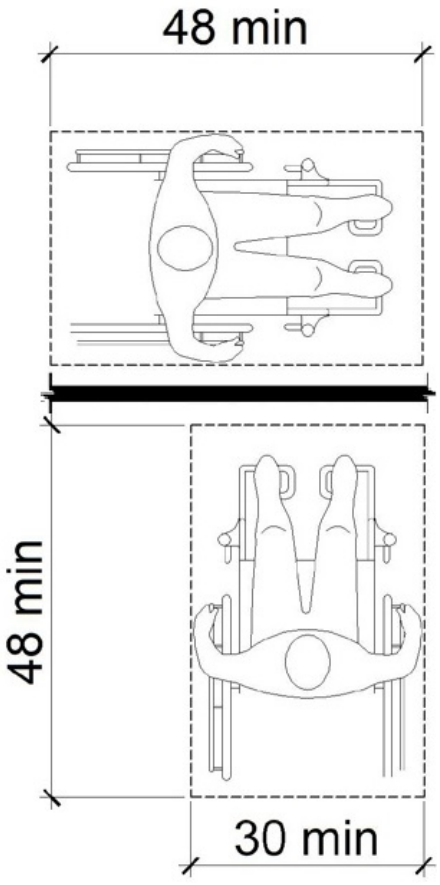

Exterior Elements: Picnic table

Barrier: 2

There are no accessible tables.

At least 5% of each type in each functional area of dining surfaces must be accessible and must be dispersed throughout the space or facility containing dining surfaces. An accessible table must be on an accessible route (36 inches minimum) and have knee and toe spaces at least 27 inches high, 30 inches wide and 17 inches deep. The tops of tables and counters shall be 28 inches to 34 inches from the floor or ground.

Citation:

2010 ADAS Section: 226.1

Conceptual Budget Estimate:

$4,100.00

Possible Solution:

Replace with an accessible table.

Barrier Priority:

Priority 4 (4):



Exterior Elements: Picnic table

Barrier: 3

The element is not accessible because it does not allow a forward or side approach.

This element must be on an accessible route of travel that is 36 inches wide minimum and provides a 30 inch by 48 inch clear floor space that allows a side or forward approach.

Citation:

2010 ADAS Section: 305.5

Conceptual Budget Estimate:

$700.00

Possible Solution:

Install accessible route to element.

Barrier Priority:

Priority 1 (1):



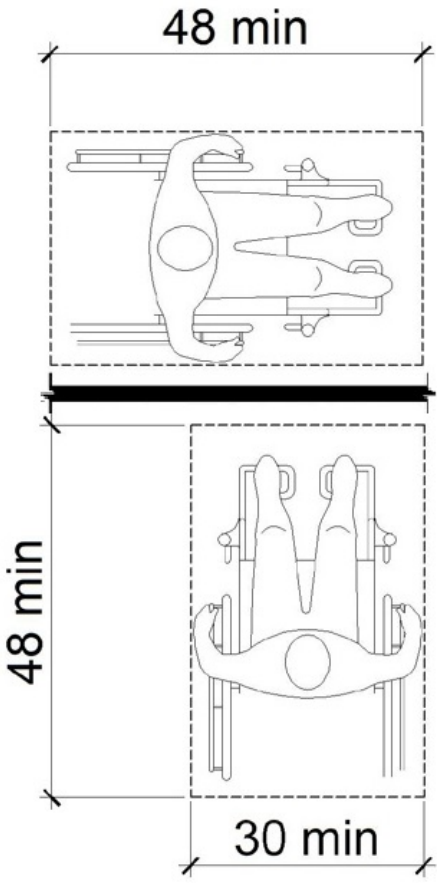

Site Accessibility Evaluation



Centennial Park
308 NE Mcalister Rd
Burleson, TX 76028
Accessibility Evaluation
Inspection Date: 04/24/2026

Prepared By

Kimley»Horn

(817) 335 - 6511
kimley-horn.com

Cost Summary Disclaimer

The following “Cost report" assigns conceptual budget estimates to each possible solution. The Kimley-Horn has no control over the cost of labor, materials, equipment, or over the Contractor's methods of determining prices or over competitive bidding or market conditions. Opinions of probable costs provided herein are based on the information known to Kimley-Horn at this time and represent only Kimley-Horn's judgment as a design professional familiar with the construction industry. These opinions of costs are for corrective actions and involve a single solution without extensive study, destructive testing, or design. Opinion of costs represent material and labor cost only and do not include other factors such as design, permitting, overhead, and contingencies. The Consultant cannot and does not guarantee that proposals, bids, or actual construction costs will not vary from its opinions of probable costs. If the Client wishes greater assurance as to the amount of any cost, it shall employ an independent cost estimator. Consultant's services required to bring costs within any limitation established by the Client will be paid for as Additional Services.

Standards Defined

Americans with Disabilities Act Standards (ADAS) issued under the Americans with Disabilities Act (ADA) apply to places of public accommodation, commercial facilities, and state and local government facilities in new construction, alterations, and additions. The ADA Standards are based on minimum guidelines set by the Access Board. The ADA standards are issued by the Department of Justice (DOJ) and the Department of Transportation (DOT) and apply to facilities covered by the ADA in new construction and alterations. DOJ’s standards apply to all facilities covered by the ADA, except public transportation facilities, which are subject to DOT’s standards. Both standards are very similar and are closely based on the Board’s ADA Accessibility Guidelines (ADAAG). However, each contains a few unique provisions.

This facility was evaluated to the applicable ADA standards in effect at the time of the evaluation. State and local building codes under which the project was originally constructed are excluded from the evaluations. However, each element should be checked against current standards and codes at the time they are altered for compliance.

Park Barrier Priority

Physical barriers to access for parks were assigned a barrier priority, which are defined in the table below. This barrier prioritization methodology was developed by the Consultant Team and is just one factor for the City of Burleson to consider in developing the Transition Plan implementation strategy (see **Section 5.2 Implementation Schedule** in the Transition Plan for more information).

Barrier Priority	Criteria
1	Accessible approach and entrance.
2	Access to goods and services.
3	Access to public toilet rooms.
4	Access to other items such as water fountains and public telephones.
5	Fully compliant with a previous standard (safe-harbored) but will need to be brought into compliance with a current standard if altered.

Conceptual Budget Estimate Summary

Room / Area	Barrier Count	Conceptual Budget Estimate
Parking	2	$ 1,300
Sidewalk	4	$ 3,600
Paved Trail	4	$ 1,200
Men's Restroom	2	$ 800
Women's Restroom	2	$ 800
Total	**14**	**$ 7,700**

Barriers 3

Exterior Elements 3

Parking 3

Sidewalk 7

Paved Trail 14

Interior Elements 18

Men's Restroom 18

Women's Restroom 22

Exterior Elements: Parking

Barrier: 1

The parking sign is mounted too low.

Parking space identification signs shall include the International Symbol of Accessibility. Signs identifying van parking spaces shall contain the designation "van accessible." Signs shall be 60 inches minimum above the finish floor or ground surface measured to the bottom of the sign.

Citation:

2010 ADAS Section: 502.6

Conceptual Budget Estimate:

$600.00

Possible Solution:

Remove and reinstall parking sign.

Barrier Priority:

Priority 1 (1):



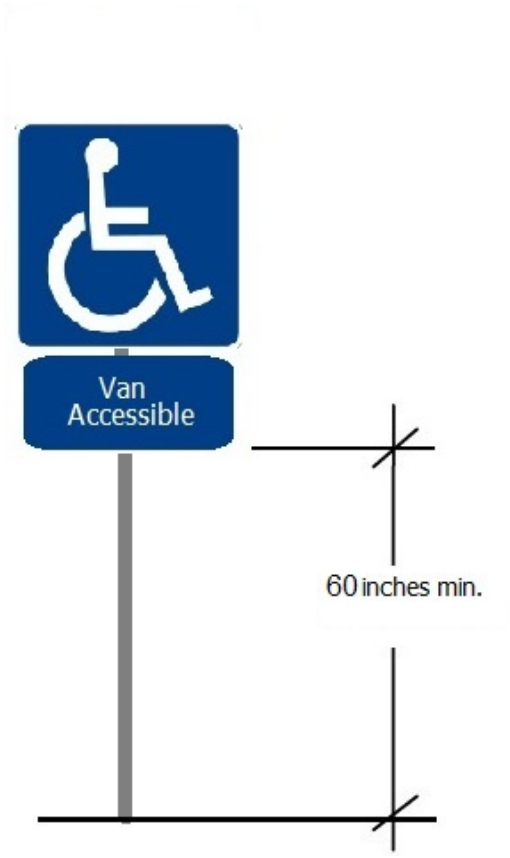

Barrier: 1 Additional Barrier Photos





Exterior Elements: Parking

Barrier: 2

The parking sign is mounted too low.

Parking space identification signs shall include the International Symbol of Accessibility. Signs identifying van parking spaces shall contain the designation "van accessible." Signs shall be 60 inches minimum above the finish floor or ground surface measured to the bottom of the sign.

Citation:

2010 ADAS Section: 502.6

Conceptual Budget Estimate:

$700.00

Possible Solution:

Remove and reinstall parking sign.

Barrier Priority:

Priority 1 (1):



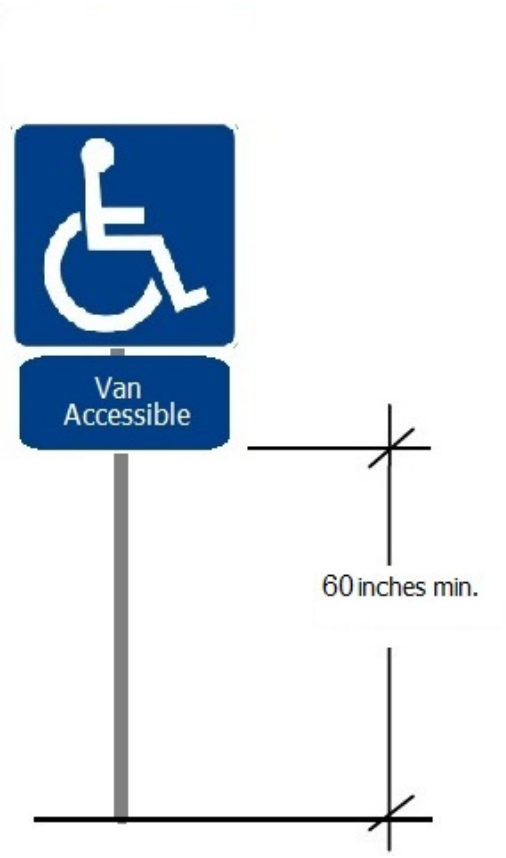

Barrier: 2 Additional Barrier Photos





Exterior Elements: Sidewalk

Barrier: 3

The trash can is positioned too high for either a side or front approach.

Where a clear floor or ground space allows a parallel approach to an element and the side reach is unobstructed, the high side reach shall be 48 inches maximum and the low side reach shall be 15 inches minimum above the finish floor or ground.

Where a forward reach is unobstructed, the high forward reach shall be 48 inches maximum and the low forward reach shall be 15 inches minimum above the finish floor or ground.

Citation:

2010 ADAS Section: 308.1

Conceptual Budget Estimate:

$900.00

Possible Solution:

Lower trash can.

Barrier Priority:

Priority 4 (4):



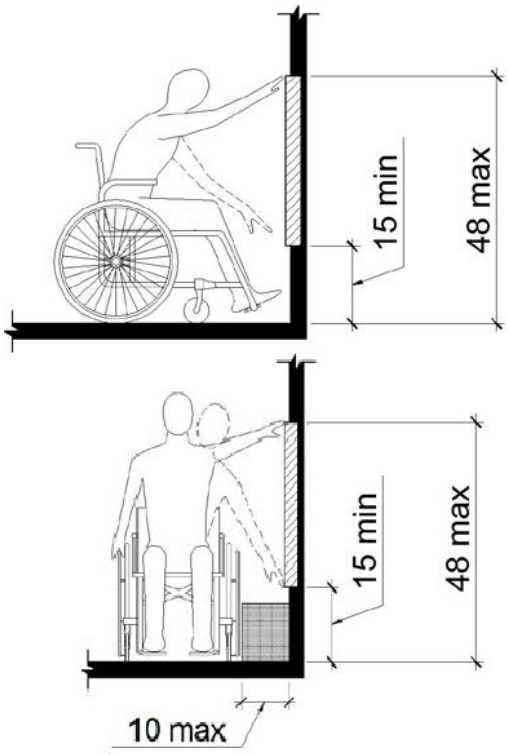

Barrier: 3 Additional Barrier Photos



Exterior Elements: Sidewalk

Barrier: 4

The element is not accessible because there is not adequate clear floor space for an approach.

The clear floor or ground space shall be 30 inches minimum by 48 inches minimum.

Citation:

2010 ADAS Section: 305.3

Conceptual Budget Estimate:

$300.00

Possible Solution:

Remove and reinstall bench where clear floor space is provided.

Barrier Priority:

Priority 4 (4):



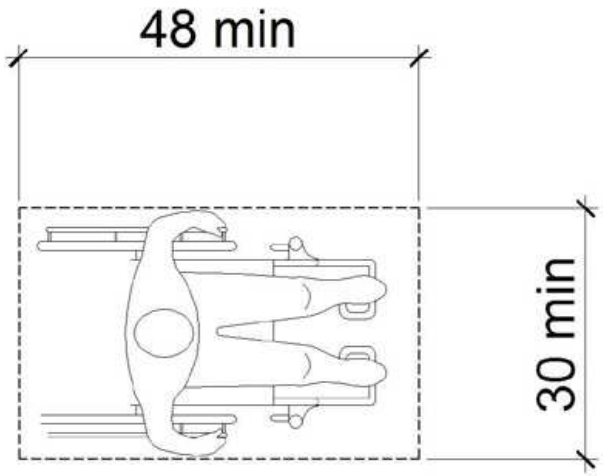

Barrier: 4 Additional Barrier Photos



Exterior Elements: Sidewalk

Barrier: 5

The spout location on the drinking fountain is not compliant.

The spout shall be located 15 inches minimum from the vertical support and 5 inches maximum from the front edge of the unit, including bumpers.

Citation:

2010 ADAS Section: 602.5

Conceptual Budget Estimate:

$1,500.00

Possible Solution:

Modify spout placement for drinking fountain.

Barrier Priority:

Priority 4 (4):



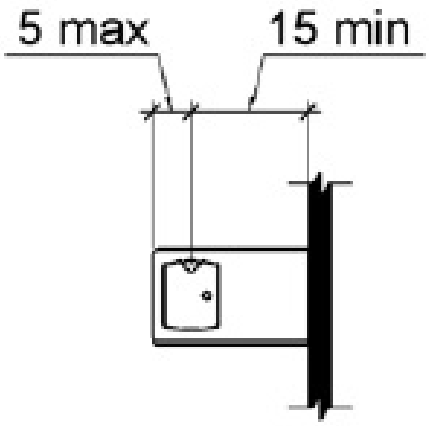

Barrier: 5 Additional Barrier Photos



Exterior Elements: Sidewalk

Barrier: 6

The element is not accessible because it does not allow a forward or side approach.

This element must be on an accessible route of travel that is 36 inches wide minimum and provides a 30 inch by 48 inch clear floor space that allows a side or forward approach.

Citation:

2010 ADAS Section: 305.5

Conceptual Budget Estimate:

$900.00

Possible Solution:

Remove and reinstall receptacle on an accessible route with clear floor space.

Barrier Priority:

Priority 1 (1):



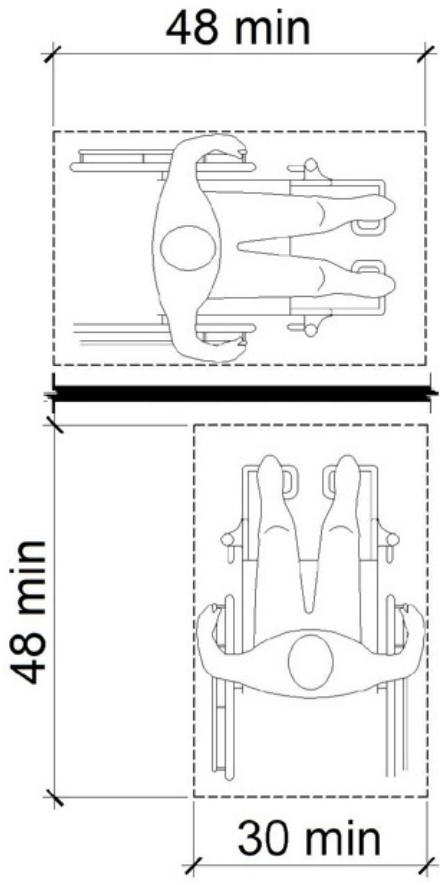

Exterior Elements: Paved Trail

Barrier: 7

The element is not accessible because there is not adequate clear floor space for an approach.

The clear floor or ground space shall be 30 inches minimum by 48 inches minimum.

Citation:

2010 ADAS Section: 305.3

Conceptual Budget Estimate:

$300.00

Possible Solution:

Remove and reinstall bench where clear floor space is provided.

Barrier Priority:

Priority 4 (4):



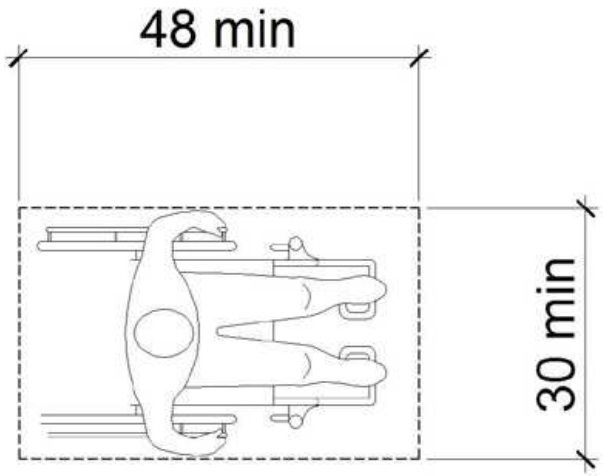

Exterior Elements: Paved Trail

Barrier: 8

The element is not accessible because there is not adequate clear floor space for an approach.

The clear floor or ground space shall be 30 inches minimum by 48 inches minimum.

Citation:

2010 ADAS Section: 305.3

Conceptual Budget Estimate:

$300.00

Possible Solution:

Remove and reinstall bench where clear floor space is provided.

Barrier Priority:

Priority 4 (4):



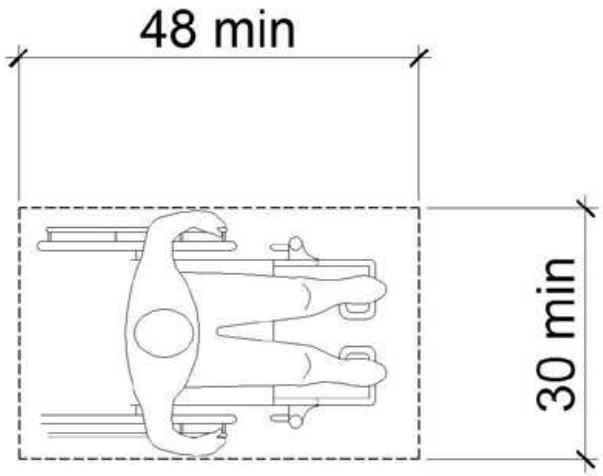

Exterior Elements: Paved Trail

Barrier: 9

The element is not accessible because there is not adequate clear floor space for an approach.

The clear floor or ground space shall be 30 inches minimum by 48 inches minimum.

Citation:

2010 ADAS Section: 305.3

Conceptual Budget Estimate:

$300.00

Possible Solution:

Remove and reinstall bench where clear floor space is provided.

Barrier Priority:

Priority 4 (4):



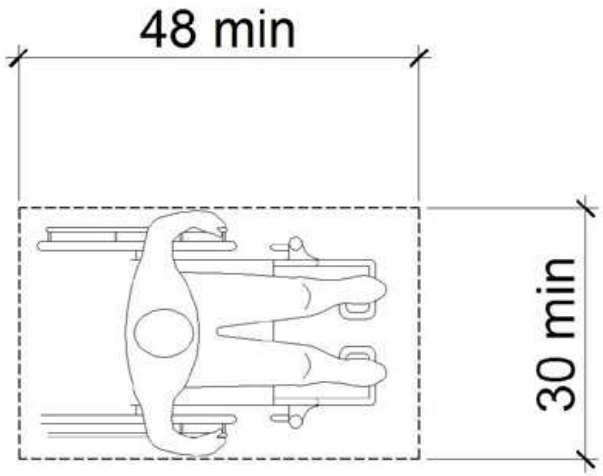

Exterior Elements: Paved Trail

Barrier: 10

The element is not accessible because there is not adequate clear floor space for an approach.

The clear floor or ground space shall be 30 inches minimum by 48 inches minimum.

Citation:

2010 ADAS Section: 305.3

Conceptual Budget Estimate:

$300.00

Possible Solution:

Remove and reinstall bench where clear floor space is provided.

Barrier Priority:

Priority 4 (4):



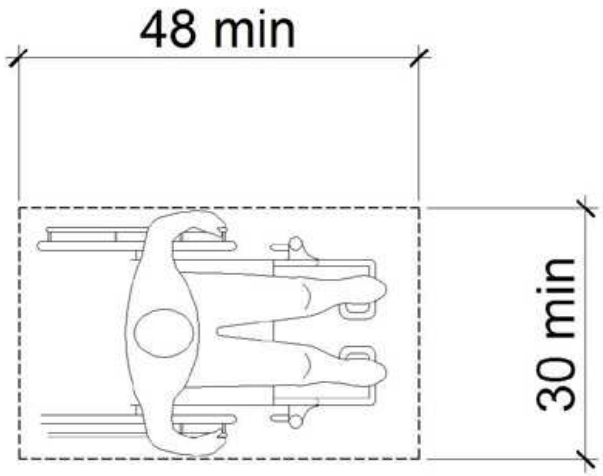

Interior Elements: Men's Restroom

Barrier: 11

The accessible path of travel has cross slopes greater than 2%.

Surface cross slopes shall not exceed one unit vertical in 48 units horizontal (2-percent slope). When the slope in the direction of travel of any walk exceeds 1 unit vertical in 20 units horizontal (5-percent slope), it must be constructed as a ramp.

Citation:

2010 ADAS Section: 403.3

Conceptual Budget Estimate:

$300.00

Possible Solution:

Resurface concrete to correct cross slope.

Barrier Priority:

Priority 1 (1):



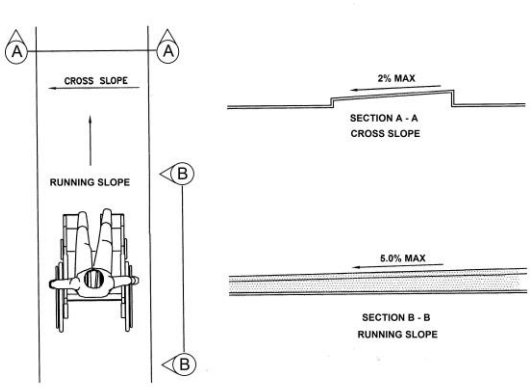

Barrier: 11 Additional Barrier Photos



Interior Elements: Men's Restroom

Barrier: 12

The rear grab bar does not extend adequately past the centerline of the toilet on the closed side of the toilet.

The rear grab bar must be a minimum of 36 inches long and extend from the centerline of the toilet 12 inches minimum on one side and 24 inches minimum on the other side.

Grab bars shall be installed in a horizontal position, 33 inches minimum and 36 inches maximum above the finish floor measured to the top of the gripping surface and the space between the grab bar and the top of the tank shall be 1-1/2 inches minimum.

Citation:

2010 ADAS Section: 604.5.2

Conceptual Budget Estimate:

$500.00

Possible Solution:

Reinstall grab bar at accessible location.

Barrier Priority:

Priority 3 (3):



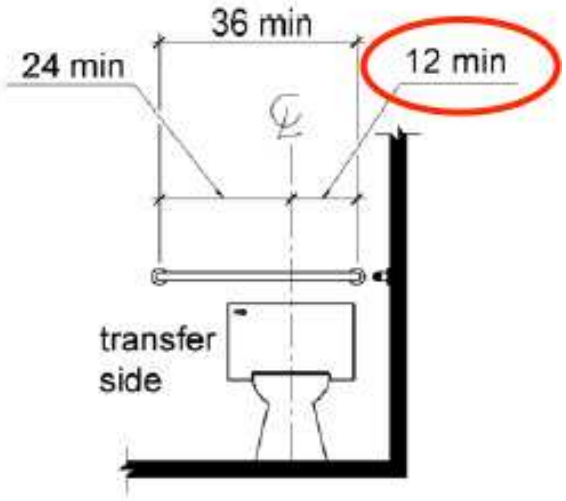

Barrier: 12 Additional Barrier Photos



Interior Elements: Women's Restroom

Barrier: 13

The accessible path of travel has cross slopes greater than 2%.

Surface cross slopes shall not exceed one unit vertical in 48 units horizontal (2-percent slope). When the slope in the direction of travel of any walk exceeds 1 unit vertical in 20 units horizontal (5-percent slope), it must be constructed as a ramp.

Citation:

2010 ADAS Section: 403.3

Conceptual Budget Estimate:

$300.00

Possible Solution:

Resurface concrete to correct cross slope.

Barrier Priority:

Priority 1 (1):



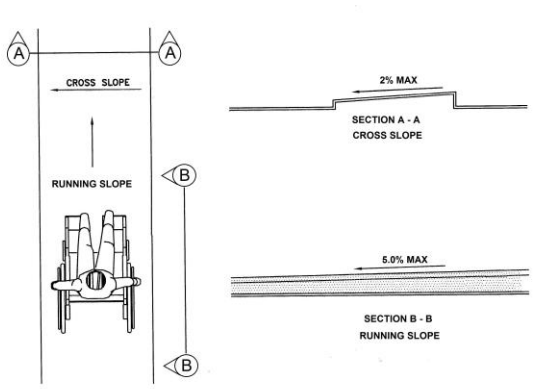

Barrier: 13 Additional Barrier Photos



Interior Elements: Women's Restroom

Barrier: 14

The rear grab bar does not extend adequately past the centerline of the toilet on the closed side of the toilet.

The rear grab bar must be a minimum of 36 inches long and extend from the centerline of the toilet 12 inches minimum on one side and 24 inches minimum on the other side.

Grab bars shall be installed in a horizontal position, 33 inches minimum and 36 inches maximum above the finish floor measured to the top of the gripping surface and the space between the grab bar and the top of the tank shall be 1-1/2 inches minimum.

Citation:

2010 ADAS Section: 604.5.2

Conceptual Budget Estimate:

$500.00

Possible Solution:

Reinstall grab bar at accessible location.

Barrier Priority:

Priority 3 (3):



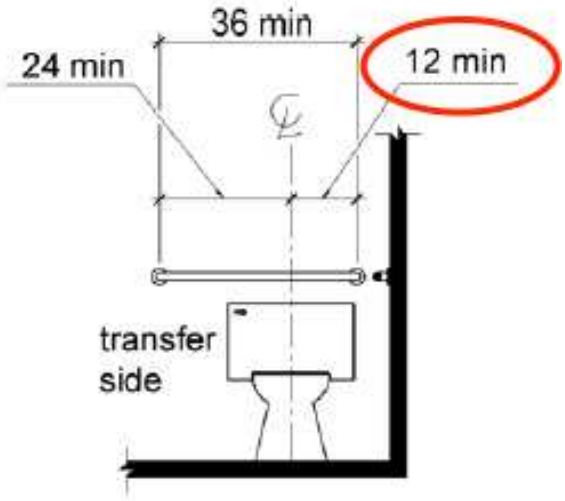

Barrier: 14 Additional Barrier Photos



Site Accessibility Evaluation



Chisenhall Sports Complex and Trails
500 W Hidden Creek Pkwy
Burleson, TX 76028
Accessibility Evaluation
Inspection Date: N/A

Prepared By

Kimley»Horn

(817) 335 - 6511
kimley-horn.com

Cost Summary Disclaimer

The following “Cost report" assigns conceptual budget estimates to each possible solution. The Kimley-Horn has no control over the cost of labor, materials, equipment, or over the Contractor's methods of determining prices or over competitive bidding or market conditions. Opinions of probable costs provided herein are based on the information known to Kimley-Horn at this time and represent only Kimley-Horn's judgment as a design professional familiar with the construction industry. These opinions of costs are for corrective actions and involve a single solution without extensive study, destructive testing, or design. Opinion of costs represent material and labor cost only and do not include other factors such as design, permitting, overhead, and contingencies. The Consultant cannot and does not guarantee that proposals, bids, or actual construction costs will not vary from its opinions of probable costs. If the Client wishes greater assurance as to the amount of any cost, it shall employ an independent cost estimator. Consultant's services required to bring costs within any limitation established by the Client will be paid for as Additional Services.

Standards Defined

Americans with Disabilities Act Standards (ADAS) issued under the Americans with Disabilities Act (ADA) apply to places of public accommodation, commercial facilities, and state and local government facilities in new construction, alterations, and additions. The ADA Standards are based on minimum guidelines set by the Access Board. The ADA standards are issued by the Department of Justice (DOJ) and the Department of Transportation (DOT) and apply to facilities covered by the ADA in new construction and alterations. DOJ’s standards apply to all facilities covered by the ADA, except public transportation facilities, which are subject to DOT’s standards. Both standards are very similar and are closely based on the Board’s ADA Accessibility Guidelines (ADAAG). However, each contains a few unique provisions.

This facility was evaluated to the applicable ADA standards in effect at the time of the evaluation. State and local building codes under which the project was originally constructed are excluded from the evaluations. However, each element should be checked against current standards and codes at the time they are altered for compliance.

Park Barrier Priority

Physical barriers to access for parks were assigned a barrier priority, which are defined in the table below. This barrier prioritization methodology was developed by the Consultant Team and is just one factor for the City of Burleson to consider in developing the Transition Plan implementation strategy (see **Section 5.2 Implementation Schedule** in the Transition Plan for more information).

Barrier Priority	Criteria
1	Accessible approach and entrance.
2	Access to goods and services.
3	Access to public toilet rooms.
4	Access to other items such as water fountains and public telephones.
5	Fully compliant with a previous standard (safe-harbored) but will need to be brought into compliance with a current standard if altered.

Conceptual Budget Estimate Summary

Room / Area	Barrier Count	Conceptual Budget Estimate
Parking	12	$ 6,900
Sidewalk	40	$ 63,700
Benches / Stands / Bleachers	4	$ 3,800
Paved Trail	3	$ 5,400
Picnic Area	1	$ 4,100
101 - Women's Restroom	6	$ 5,300
103 - Men's restroom	4	$ 4,100
106 - Family Restroom	3	$ 1,700
113 - Concessions	4	$ 5,400
201 - Women's Restroom	6	$ 2,900
203 - Men's Restroom	7	$ 5,300
207 - Family Restroom	3	$ 1,700
210 - Concessions	1	$ 500
Total	**94**	**$ 110,800**

Barriers 3

Exterior Elements 3

Parking 3

Sidewalk 27

Benches / Stands / Bleachers 108

Paved Trail 115

Picnic Area 120

Building A Interior 122

101 - Women's Restroom 122

103 - Men's restroom 131

106 - Family Restroom 137

113 - Concessions 142

Building B Interior 147

201 - Women's Restroom 147

203 - Men's Restroom 156

207 - Family Restroom 167

210 - Concessions 172

Exterior Elements: Parking

Barrier: 1

The change in level where the gutter meets the curb ramp is greater than 1/4 inch.

1/4 inch is the maximum vertical rise. Changes in level between 1/4 inch and 1/2 inch must be beveled at 1:2 or less. Changes in level greater than 1/2 inch must be by way of a ramp.

Citation:

1991 ADAS Section: 4.7.2

Conceptual Budget Estimate:

$300.00

Possible Solution:

Repave curb ramp gutter.

Barrier Priority:

Priority 1 (1):



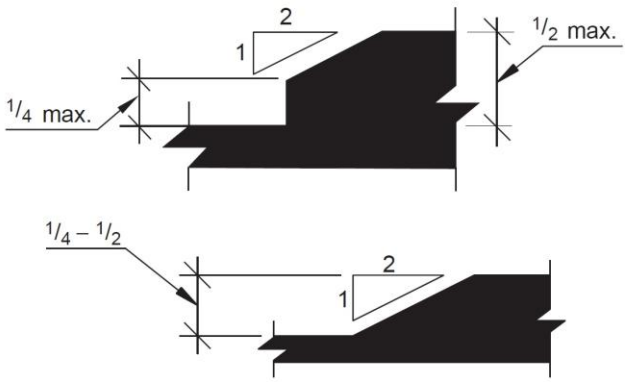

Barrier: 1 Additional Barrier Photos



Exterior Elements: Parking

Barrier: 2

The running slope (long dimension) of the accessible parking space exceeds 2% for all 9 parking spaces.

The running slope in an accessible parking space and the access aisle must not exceed 2%.

Citation:

1991 ADAS Section: 4.6.3

Conceptual Budget Estimate:

$2,100.00

Possible Solution:

Repave and restripe.

Barrier Priority:

Priority 1 (1):



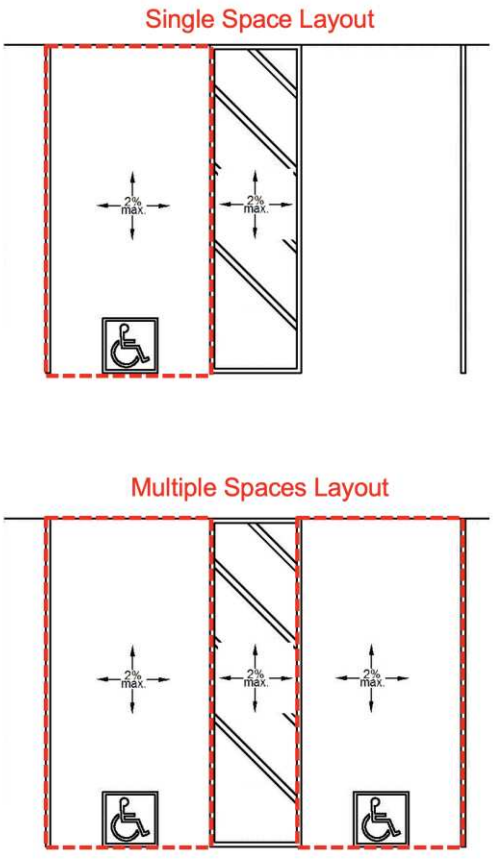

Barrier: 2 Additional Barrier Photos



Exterior Elements: Parking

Barrier: 3

The access aisle is not a minimum 5 feet wide.

An accessible parking space access aisle must be a minimum of 5 feet wide measured from centerline to centerline.

Where the access aisle is not adjacent to another parking space or access aisle, measurements shall be permitted to include the full width of the line defining the access aisle.

Citation:

1991 ADAS Section: 4.1.2(5)(a)

Conceptual Budget Estimate:

$500.00

Possible Solution:

Restripe access aisle.

Barrier Priority:

Priority 1 (1):



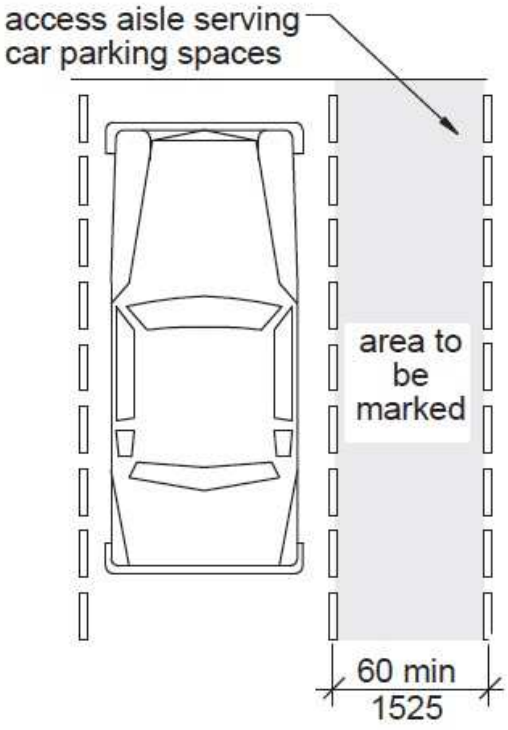

Barrier: 3 Additional Barrier Photos



Exterior Elements: Parking

Barrier: 4

The access aisle is not a minimum 5 feet wide.

An accessible parking space access aisle must be a minimum of 5 feet wide measured from centerline to centerline.

Where the access aisle is not adjacent to another parking space or access aisle, measurements shall be permitted to include the full width of the line defining the access aisle.

Citation:

1991 ADAS Section: 4.1.2(5)(a)

Conceptual Budget Estimate:

$500.00

Possible Solution:

Restripe access aisle.

Barrier Priority:

Priority 1 (1):



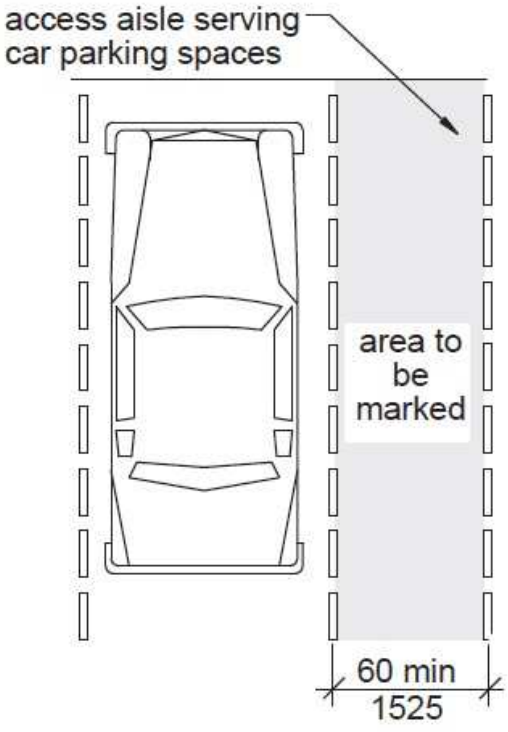

Barrier: 4 Additional Barrier Photos



Exterior Elements: Parking

Barrier: 5

The access aisle contains abrupt edges and surface irregularities over a 1/4 inches.

Parking spaces and access aisles serving them shall be stable, firm, and slip resistant. Access aisles shall be at the same level as the parking spaces they serve. Changes in level are not permitted and shall not be sloped steeper than 2% in any direction.

Citation:

1991 ADAS Section: 4.6.3

Conceptual Budget Estimate:

$1,400.00

Possible Solution:

Repave and restripe.

Barrier Priority:

Priority 1 (1):



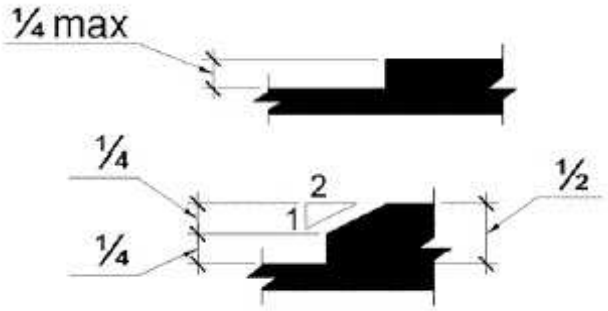

Barrier: 5 Additional Barrier Photos



Exterior Elements: Parking

Barrier: 6

The access aisle is not a minimum 8 feet to the centerline of the stripe.

The accessible parking space access aisle must be a minimum of 8 feet wide measured from centerline to centerline.

Where parking spaces or access aisles are not adjacent to another parking space or access aisle, measurements shall be permitted to include the full width of the line defining the parking space or access aisle.

Alternatively, the space can be 11 feet wide and the access aisle may be 5 feet wide.

Citation:

1991 ADAS Section: 4.1.2(1)

Conceptual Budget Estimate:

$300.00

Possible Solution:

Restripe access aisle.

Barrier Priority:

Priority 1 (1):



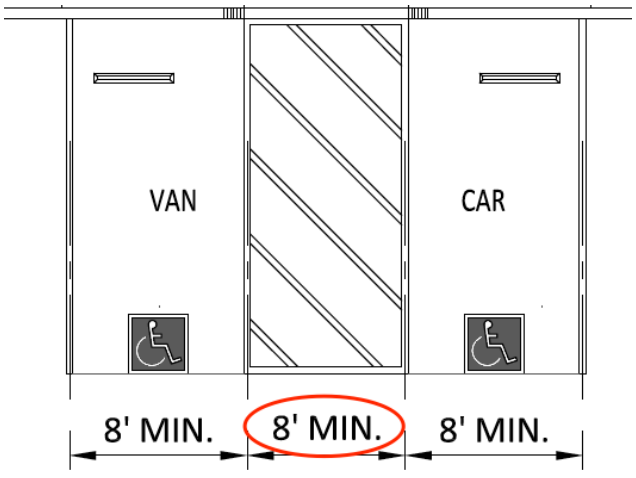

Barrier: 6 Additional Barrier Photos



Exterior Elements: Parking

Barrier: 7

The accessible parking stall is not wide enough.

Each parking space must be at least 8 feet wide and shall be marked to define the width.

The measurements of parking spaces and access aisles shall be made from the centerline of the markings. Where the parking space is not adjacent to another parking space or access aisle, the measurement shall be permitted to include the full width of the line defining the parking space.

Citation:

1991 ADAS Section: 4.6.3

Conceptual Budget Estimate:

$300.00

Possible Solution:

Restripe parking space.

Barrier Priority:

Priority 1 (1):



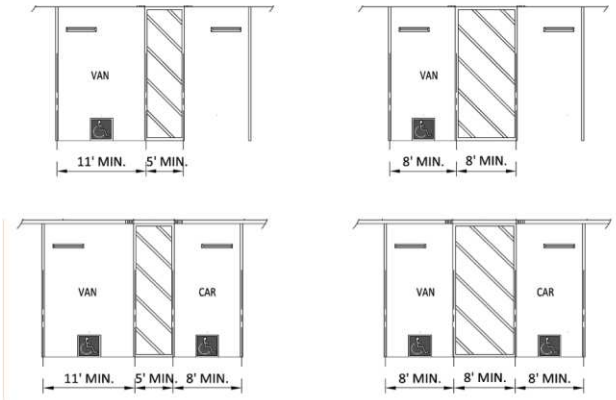

Barrier: 7 Additional Barrier Photos



Exterior Elements: Parking

Barrier: 8

The accessible parking stall is not wide enough.

Each parking space must be at least 8 feet wide and shall be marked to define the width.

The measurements of parking spaces and access aisles shall be made from the centerline of the markings. Where the parking space is not adjacent to another parking space or access aisle, the measurement shall be permitted to include the full width of the line defining the parking space.

Citation:

1991 ADAS Section: 4.6.3

Conceptual Budget Estimate:

$300.00

Possible Solution:

Restripe parking space.

Barrier Priority:

Priority 1 (1):



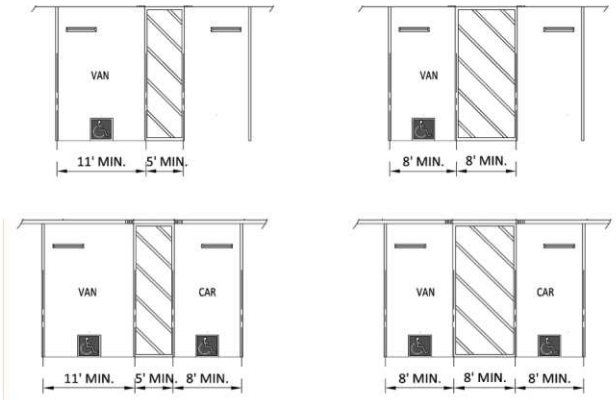

Barrier: 8 Additional Barrier Photos



Exterior Elements: Parking

Barrier: 9

The access aisle is not a minimum 5 feet wide.

An accessible parking space access aisle must be a minimum of 5 feet wide measured from centerline to centerline.

Where the access aisle is not adjacent to another parking space or access aisle, measurements shall be permitted to include the full width of the line defining the access aisle.

Citation:

1991 ADAS Section: 4.1.2(5)(a)

Conceptual Budget Estimate:

$300.00

Possible Solution:

Restripe access aisle.

Barrier Priority:

Priority 1 (1):



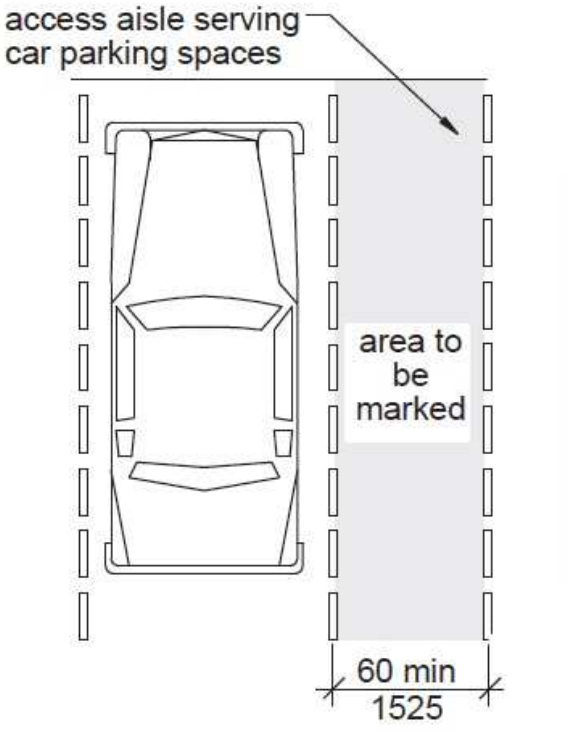

Barrier: 9 Additional Barrier Photos





Exterior Elements: Parking

Barrier: 10

The access aisle is not a minimum 5 feet wide.

An accessible parking space access aisle must be a minimum of 5 feet wide measured from centerline to centerline.

Where the access aisle is not adjacent to another parking space or access aisle, measurements shall be permitted to include the full width of the line defining the access aisle.

Citation:

1991 ADAS Section: 4.1.2(5)(a)

Conceptual Budget Estimate:

$300.00

Possible Solution:

Restripe access aisle.

Barrier Priority:

Priority 1 (1):



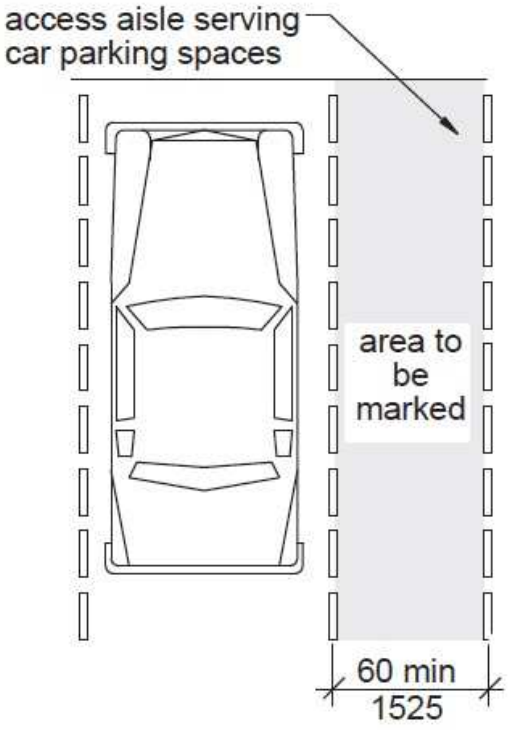

Barrier: 10 Additional Barrier Photos



Exterior Elements: Parking

Barrier: 11

The access aisle is not a minimum 5 feet wide.

An accessible parking space access aisle must be a minimum of 5 feet wide measured from centerline to centerline.

Where the access aisle is not adjacent to another parking space or access aisle, measurements shall be permitted to include the full width of the line defining the access aisle.

Citation:

1991 ADAS Section: 4.1.2(5)(a)

Conceptual Budget Estimate:

$300.00

Possible Solution:

Restripe access aisle.

Barrier Priority:

Priority 1 (1):



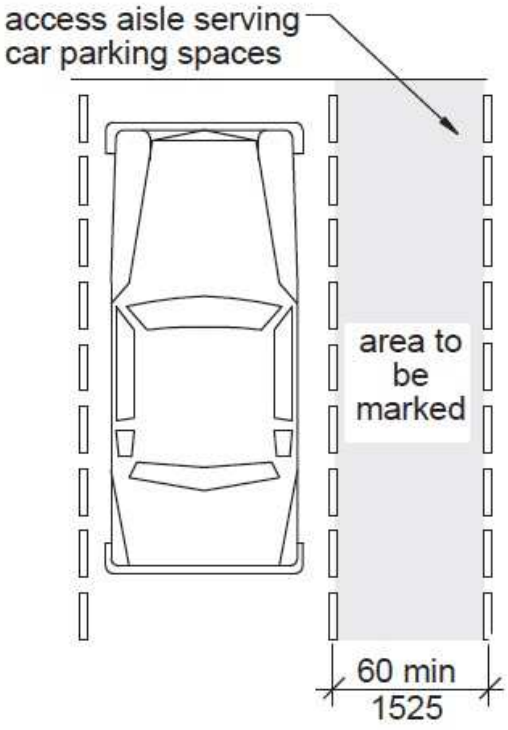

Barrier: 11 Additional Barrier Photos



Exterior Elements: Parking

Barrier: 12

The route of travel does not provide the required minimum width.

The minimum clear width for sidewalks and walks is 36 inches.

However, clear width shall be permitted to be reduced to 32 inches minimum for a length of 24 inches maximum provided that reduced width segments are separated by segments that are 48 inches long minimum and 36 inches wide minimum.

Citation:

1991 ADAS Section: 4.2.1, 4.3.3

Conceptual Budget Estimate:

$300.00

Possible Solution:

Reinstall wheel block.

Barrier Priority:

Priority 1 (1):



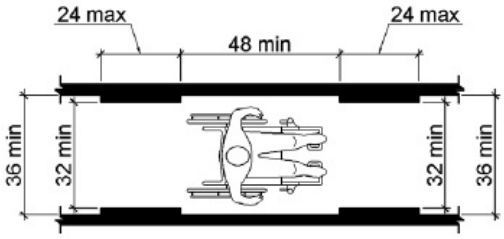

Barrier: 12 Additional Barrier Photos





Exterior Elements: Sidewalk

Barrier: 13

The walkway contains abrupt vertical edges and/or variations over 1/4 inch.

1/4 inch is the maximum vertical rise. Changes in level between 1/4 inch and 1/2 inch must be beveled at 1:2 or less.

Changes in level greater than 1/2 inch must be by way of a ramp.

Citation:

1991 ADAS Section: 4.5.2

Conceptual Budget Estimate:

$1,800.00

Possible Solution:

Remove excessive changes in level.

Barrier Priority:

Priority 1 (1):



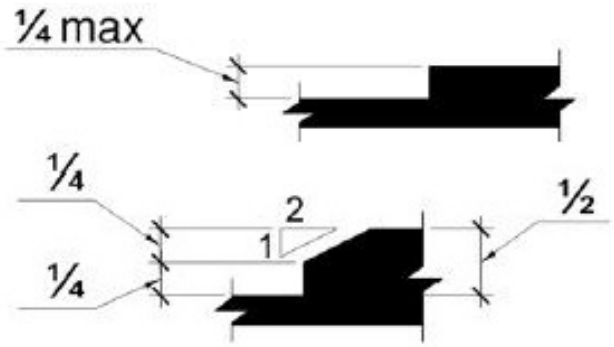

Exterior Elements: Sidewalk

Barrier: 14

The walkway contains abrupt vertical edges and/or variations over 1/4 inch.

1/4 inch is the maximum vertical rise. Changes in level between 1/4 inch and 1/2 inch must be beveled at 1:2 or less.

Changes in level greater than 1/2 inch must be by way of a ramp.

Citation:

1991 ADAS Section: 4.5.2

Conceptual Budget Estimate:

$1,800.00

Possible Solution:

Remove excessive changes in level.

Barrier Priority:

Priority 1 (1):



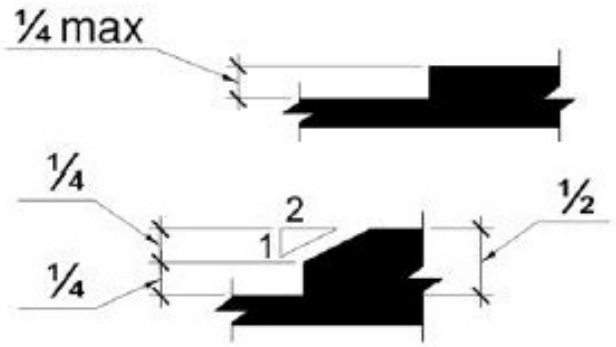

Barrier: 14 Additional Barrier Photos



Exterior Elements: Sidewalk

Barrier: 15

The walkway contains abrupt vertical edges and/or variations over 1/4 inch.

1/4 inch is the maximum vertical rise. Changes in level between 1/4 inch and 1/2 inch must be beveled at 1:2 or less.

Changes in level greater than 1/2 inch must be by way of a ramp.

Citation:

1991 ADAS Section: 4.5.2

Conceptual Budget Estimate:

$1,800.00

Possible Solution:

Remove excessive changes in level.

Barrier Priority:

Priority 1 (1):



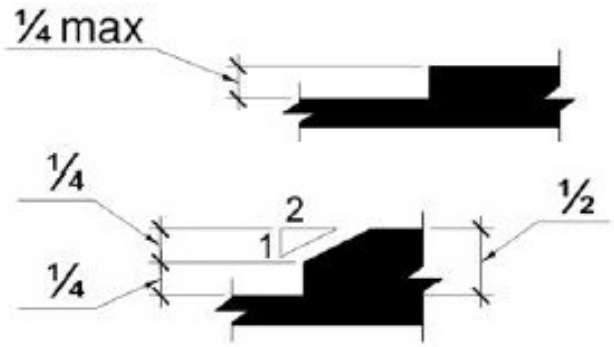

Barrier: 15 Additional Barrier Photos



Exterior Elements: Sidewalk

Barrier: 16

The walkway contains abrupt vertical edges and/or variations over 1/4 inch.

1/4 inch is the maximum vertical rise. Changes in level between 1/4 inch and 1/2 inch must be beveled at 1:2 or less.

Changes in level greater than 1/2 inch must be by way of a ramp.

Citation:

1991 ADAS Section: 4.5.2

Conceptual Budget Estimate:

$1,800.00

Possible Solution:

Remove excessive changes in level.

Barrier Priority:

Priority 1 (1):



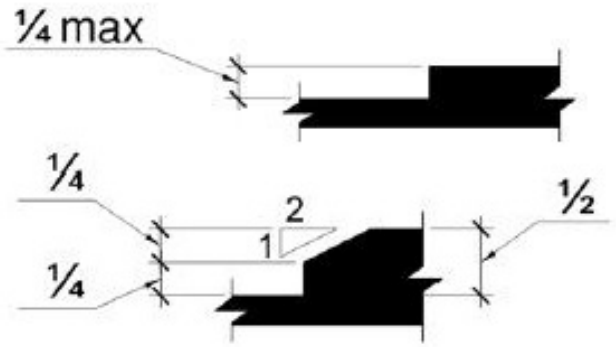

Barrier: 16 Additional Barrier Photos



Exterior Elements: Sidewalk

Barrier: 17

The walkway contains abrupt vertical edges and/or variations over 1/4 inch.

1/4 inch is the maximum vertical rise. Changes in level between 1/4 inch and 1/2 inch must be beveled at 1:2 or less.

Changes in level greater than 1/2 inch must be by way of a ramp.

Citation:

1991 ADAS Section: 4.5.2

Conceptual Budget Estimate:

$1,800.00

Possible Solution:

Remove excessive changes in level.

Barrier Priority:

Priority 1 (1):



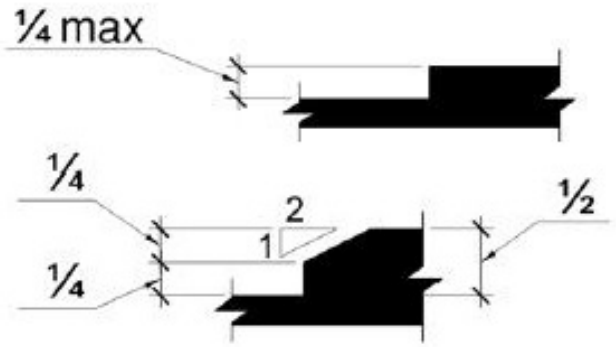

Barrier: 17 Additional Barrier Photos





Barrier: 17 Additional Barrier Photos





Exterior Elements: Sidewalk

Barrier: 18

The walkway contains abrupt vertical edges and/or variations over 1/4 inch.

1/4 inch is the maximum vertical rise. Changes in level between 1/4 inch and 1/2 inch must be beveled at 1:2 or less.

Changes in level greater than 1/2 inch must be by way of a ramp.

Citation:

1991 ADAS Section: 4.5.2

Conceptual Budget Estimate:

$1,800.00

Possible Solution:

Remove excessive changes in level.

Barrier Priority:

Priority 1 (1):



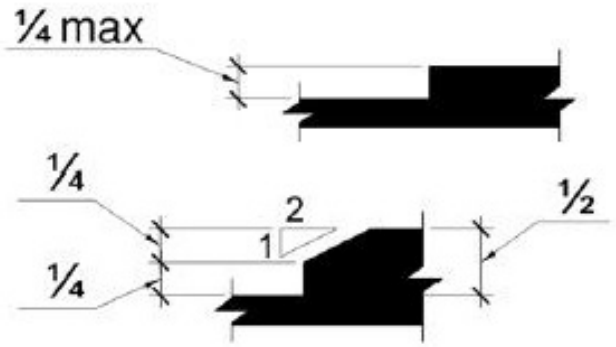

Barrier: 18 Additional Barrier Photos



Exterior Elements: Sidewalk

Barrier: 19

The walkway contains abrupt vertical edges and/or variations over 1/4 inch.

1/4 inch is the maximum vertical rise. Changes in level between 1/4 inch and 1/2 inch must be beveled at 1:2 or less.

Changes in level greater than 1/2 inch must be by way of a ramp.

Citation:

1991 ADAS Section: 4.5.2

Conceptual Budget Estimate:

$1,800.00

Possible Solution:

Remove excessive changes in level.

Barrier Priority:

Priority 1 (1):



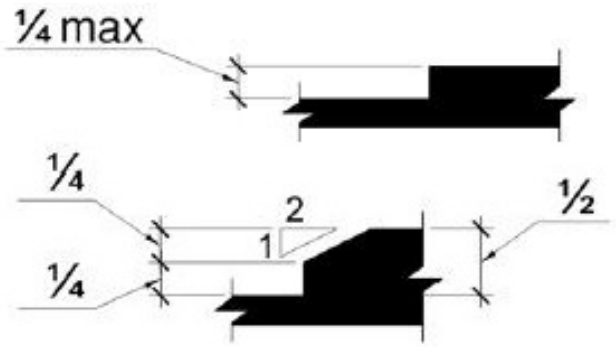

Barrier: 19 Additional Barrier Photos





Exterior Elements: Sidewalk

Barrier: 20

The walkway contains abrupt vertical edges and/or variations over 1/4 inch.

1/4 inch is the maximum vertical rise. Changes in level between 1/4 inch and 1/2 inch must be beveled at 1:2 or less.

Changes in level greater than 1/2 inch must be by way of a ramp.

Citation:

1991 ADAS Section: 4.5.2

Conceptual Budget Estimate:

$1,800.00

Possible Solution:

Remove excessive changes in level.

Barrier Priority:

Priority 1 (1):



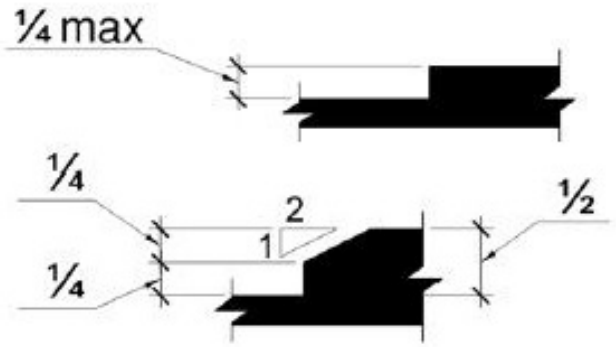

Barrier: 20 Additional Barrier Photos



Exterior Elements: Sidewalk

Barrier: 21

The walkway contains abrupt vertical edges and/or variations over 1/4 inch.

1/4 inch is the maximum vertical rise. Changes in level between 1/4 inch and 1/2 inch must be beveled at 1:2 or less.

Changes in level greater than 1/2 inch must be by way of a ramp.

Citation:

1991 ADAS Section: 4.5.2

Conceptual Budget Estimate:

$1,800.00

Possible Solution:

Remove excessive changes in level.

Barrier Priority:

Priority 1 (1):



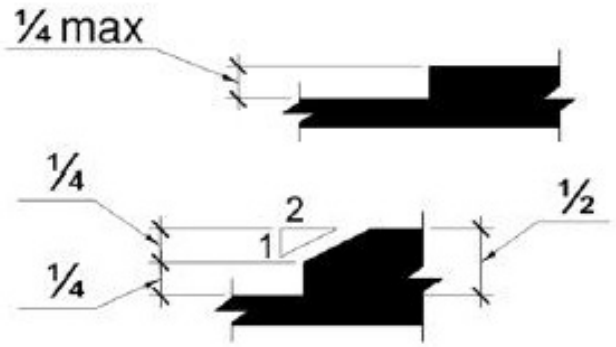

Barrier: 21 Additional Barrier Photos



Exterior Elements: Sidewalk

Barrier: 22

The accessible route contains loose gravel and/or surface materials that do not provide for a stable, firm slip resistant surface.

Floor and ground surfaces shall be stable, firm, and slip resistant.

Citation:

1991 ADAS Section: 4.5.1

Conceptual Budget Estimate:

$200.00

Possible Solution:

Clear accessible path of travel of debris.

Barrier Priority:

Priority 1 (1):



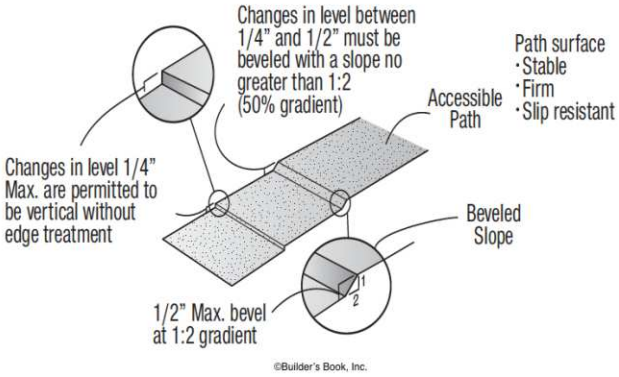

Barrier: 22 Additional Barrier Photos



Exterior Elements: Sidewalk

Barrier: 23

The walkway contains abrupt vertical edges and/or variations over 1/4 inch.

1/4 inch is the maximum vertical rise. Changes in level between 1/4 inch and 1/2 inch must be beveled at 1:2 or less.

Changes in level greater than 1/2 inch must be by way of a ramp.

Citation:

1991 ADAS Section: 4.5.2

Conceptual Budget Estimate:

$1,800.00

Possible Solution:

Remove excessive changes in level.

Barrier Priority:

Priority 1 (1):



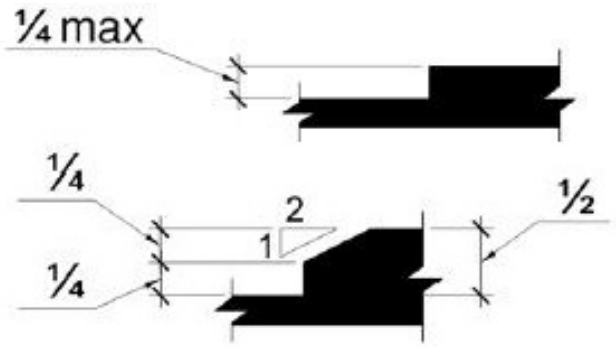

Barrier: 23 Additional Barrier Photos



Exterior Elements: Sidewalk

Barrier: 24

The walkway contains abrupt vertical edges and/or variations over 1/4 inch.

1/4 inch is the maximum vertical rise. Changes in level between 1/4 inch and 1/2 inch must be beveled at 1:2 or less.

Changes in level greater than 1/2 inch must be by way of a ramp.

Citation:

1991 ADAS Section: 4.5.2

Conceptual Budget Estimate:

$1,800.00

Possible Solution:

Remove excessive changes in level.

Barrier Priority:

Priority 1 (1):



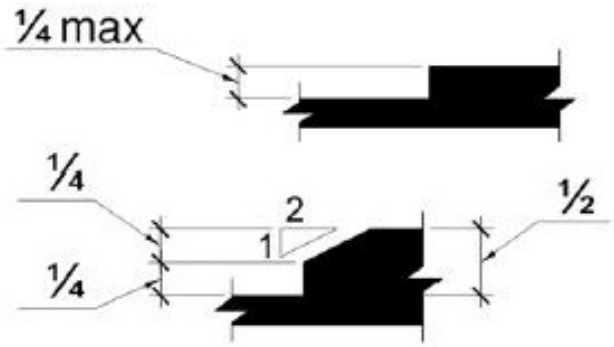

Barrier: 24 Additional Barrier Photos





Exterior Elements: Sidewalk

Barrier: 25

The walkway contains abrupt vertical edges and/or variations over 1/4 inch.

1/4 inch is the maximum vertical rise. Changes in level between 1/4 inch and 1/2 inch must be beveled at 1:2 or less.

Changes in level greater than 1/2 inch must be by way of a ramp.

Citation:

1991 ADAS Section: 4.5.2

Conceptual Budget Estimate:

$1,800.00

Possible Solution:

Remove excessive changes in level.

Barrier Priority:

Priority 1 (1):



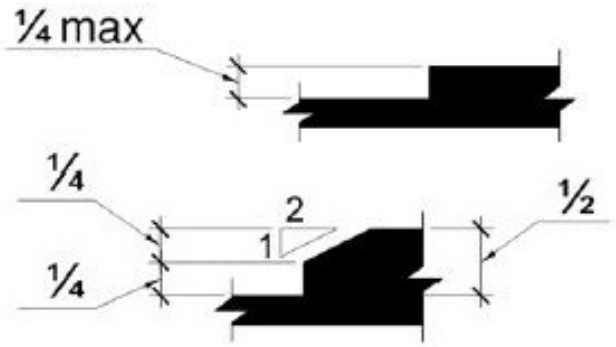

Barrier: 25 Additional Barrier Photos



Exterior Elements: Sidewalk

Barrier: 26

The walkway contains abrupt vertical edges and/or variations over 1/4 inch.

1/4 inch is the maximum vertical rise. Changes in level between 1/4 inch and 1/2 inch must be beveled at 1:2 or less.

Changes in level greater than 1/2 inch must be by way of a ramp.

Citation:

1991 ADAS Section: 4.5.2

Conceptual Budget Estimate:

$1,800.00

Possible Solution:

Remove excessive changes in level.

Barrier Priority:

Priority 1 (1):



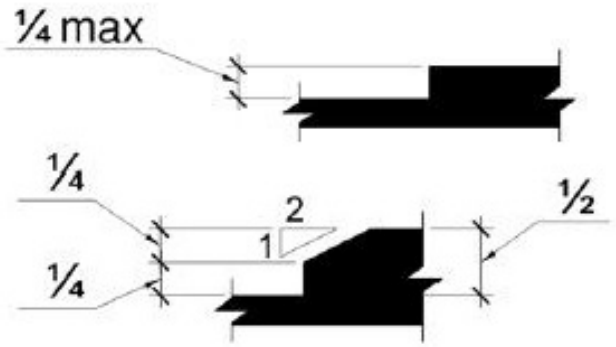

Barrier: 26 Additional Barrier Photos



Exterior Elements: Sidewalk

Barrier: 27

The walkway contains abrupt vertical edges and/or variations over a 1/2 inch.

1/4 inch is the maximum vertical rise. Changes in level between 1/4 inch and 1/2 inch must be beveled at 1:2 or less.

Changes in level greater than 1/2 inch must be by way of a ramp.

Citation:

1991 ADAS Section: 4.5.2

Conceptual Budget Estimate:

$1,800.00

Possible Solution:

Remove excessive changes in level.

Barrier Priority:

Priority 1 (1):



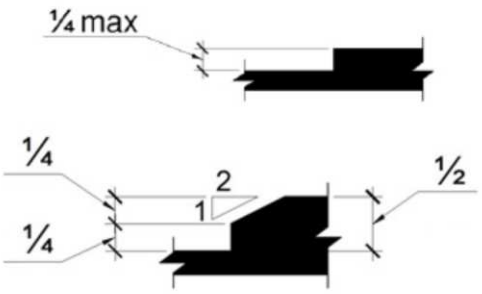

Barrier: 27 Additional Barrier Photos





Barrier: 27 Additional Barrier Photos





Exterior Elements: Sidewalk

Barrier: 28

The accessible route contains loose gravel and/or surface materials that do not provide for a stable, firm slip resistant surface.

Floor and ground surfaces shall be stable, firm, and slip resistant.

Citation:

1991 ADAS Section: 4.5.1

Conceptual Budget Estimate:

$200.00

Possible Solution:

Clear accessible path of travel of debris.

Barrier Priority:

Priority 1 (1):



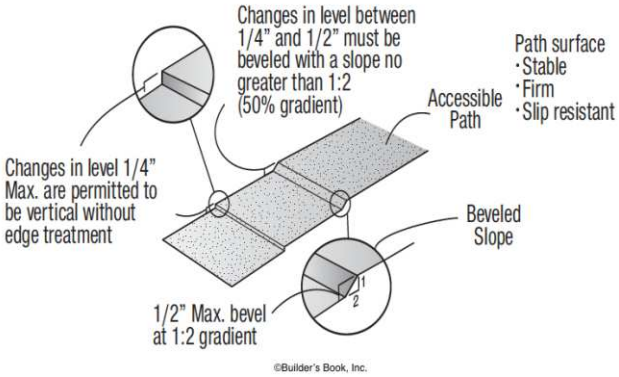

Barrier: 28 Additional Barrier Photos



Exterior Elements: Sidewalk

Barrier: 29

The walkway contains abrupt vertical edges and/or variations over a 1/2 inch.

1/4 inch is the maximum vertical rise. Changes in level between 1/4 inch and 1/2 inch must be beveled at 1:2 or less.

Changes in level greater than 1/2 inch must be by way of a ramp.

Citation:

1991 ADAS Section: 4.5.2

Conceptual Budget Estimate:

$1,800.00

Possible Solution:

Remove excessive changes in level.

Barrier Priority:

Priority 1 (1):



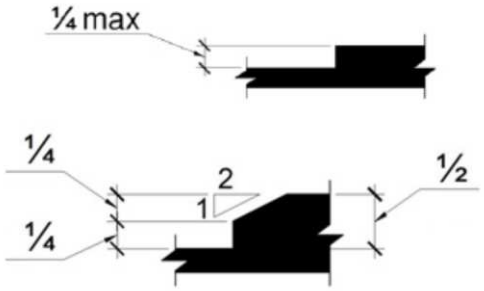

Barrier: 29 Additional Barrier Photos



Exterior Elements: Sidewalk

Barrier: 30

The accessible route on the site has running slopes greater than 5 percent and has not been constructed as a ramp (i.e. handrails, edge protection, etc.).

When the slope in the direction of travel of any walk exceeds 1 unit vertical in 20 units horizontal (5-percent slope), it must be constructed as a ramp. Surface cross slopes must not exceed one unit vertical in 48 units horizontal (2-percent slope).

Citation:

1991 ADAS Section: 4.3.7

Conceptual Budget Estimate:

$1,400.00

Possible Solution:

Repave to correct slope. Alternatively, modify accessible route to be constructed as a ramp.

Barrier Priority:

Priority 1 (1):



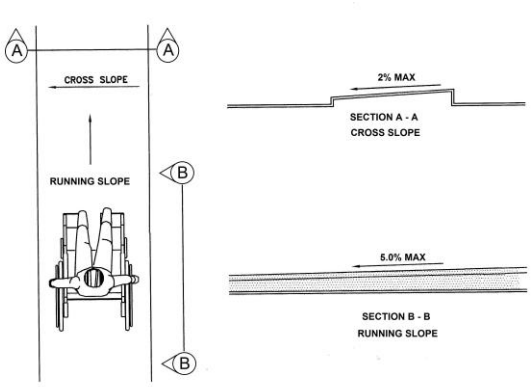

Barrier: 30 Additional Barrier Photos



Exterior Elements: Sidewalk

Barrier: 31

The walkway contains abrupt vertical edges and/or variations over 1/4 inch.

1/4 inch is the maximum vertical rise. Changes in level between 1/4 inch and 1/2 inch must be beveled at 1:2 or less.

Changes in level greater than 1/2 inch must be by way of a ramp.

Citation:

1991 ADAS Section: 4.5.2

Conceptual Budget Estimate:

$1,800.00

Possible Solution:

Remove excessive changes in level.

Barrier Priority:

Priority 1 (1):



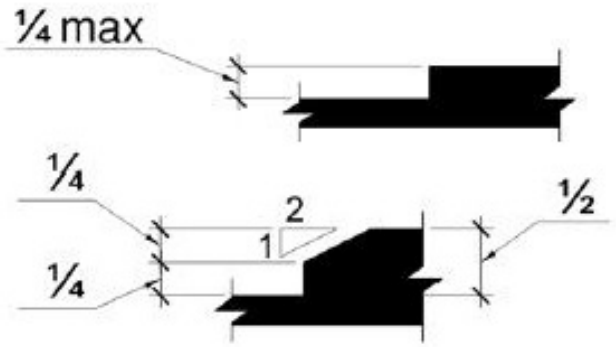

Barrier: 31 Additional Barrier Photos



Exterior Elements: Sidewalk

Barrier: 32

The walkway contains abrupt vertical edges and/or variations over 1/4 inch.

1/4 inch is the maximum vertical rise. Changes in level between 1/4 inch and 1/2 inch must be beveled at 1:2 or less.

Changes in level greater than 1/2 inch must be by way of a ramp.

Citation:

1991 ADAS Section: 4.5.2

Conceptual Budget Estimate:

$1,800.00

Possible Solution:

Remove excessive changes in level.

Barrier Priority:

Priority 1 (1):



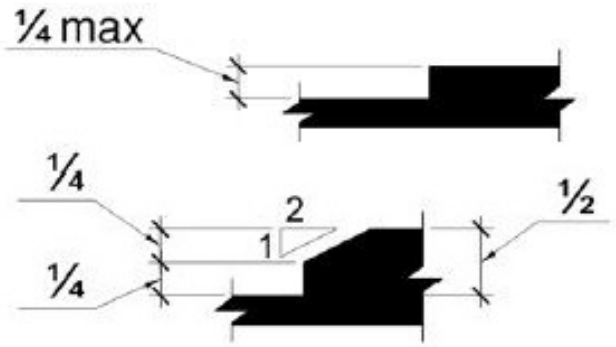

Barrier: 32 Additional Barrier Photos



Exterior Elements: Sidewalk

Barrier: 33

The walkway contains abrupt vertical edges and/or variations over 1/4 inch.

1/4 inch is the maximum vertical rise. Changes in level between 1/4 inch and 1/2 inch must be beveled at 1:2 or less.

Changes in level greater than 1/2 inch must be by way of a ramp.

Citation:

1991 ADAS Section: 4.5.2

Conceptual Budget Estimate:

$1,800.00

Possible Solution:

Remove excessive changes in level.

Barrier Priority:

Priority 1 (1):



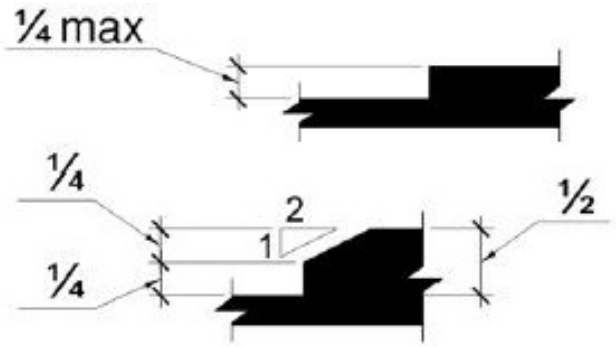

Barrier: 33 Additional Barrier Photos



Exterior Elements: Sidewalk

Barrier: 34

The walkway contains abrupt vertical edges and/or variations over 1/4 inch.

1/4 inch is the maximum vertical rise. Changes in level between 1/4 inch and 1/2 inch must be beveled at 1:2 or less.

Changes in level greater than 1/2 inch must be by way of a ramp.

Citation:

1991 ADAS Section: 4.5.2

Conceptual Budget Estimate:

$1,800.00

Possible Solution:

Remove excessive changes in level.

Barrier Priority:

Priority 1 (1):



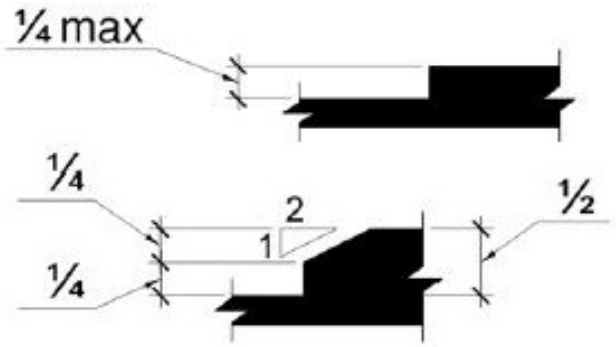

Barrier: 34 Additional Barrier Photos





Exterior Elements: Sidewalk

Barrier: 35

The walkway contains abrupt vertical edges and/or variations over 1/4 inch.

1/4 inch is the maximum vertical rise. Changes in level between 1/4 inch and 1/2 inch must be beveled at 1:2 or less.

Changes in level greater than 1/2 inch must be by way of a ramp.

Citation:

1991 ADAS Section: 4.5.2

Conceptual Budget Estimate:

$1,800.00

Possible Solution:

Remove excessive changes in level.

Barrier Priority:

Priority 1 (1):



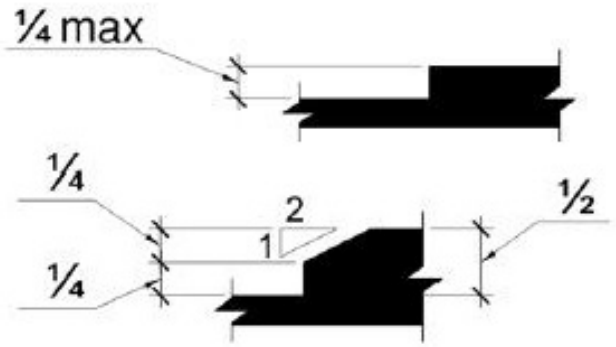

Barrier: 35 Additional Barrier Photos





Exterior Elements: Sidewalk

Barrier: 36

The walkway contains abrupt vertical edges and/or variations over 1/4 inch.

1/4 inch is the maximum vertical rise. Changes in level between 1/4 inch and 1/2 inch must be beveled at 1:2 or less.

Changes in level greater than 1/2 inch must be by way of a ramp.

Citation:

1991 ADAS Section: 4.5.2

Conceptual Budget Estimate:

$1,800.00

Possible Solution:

Remove excessive changes in level.

Barrier Priority:

Priority 1 (1):



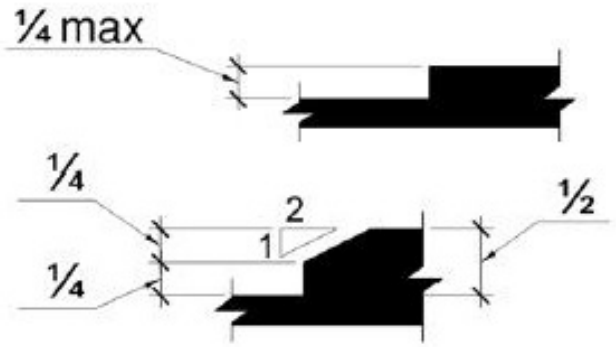

Barrier: 36 Additional Barrier Photos



Exterior Elements: Sidewalk

Barrier: 37

The walkway contains abrupt vertical edges and/or variations over 1/4 inch.

1/4 inch is the maximum vertical rise. Changes in level between 1/4 inch and 1/2 inch must be beveled at 1:2 or less.

Changes in level greater than 1/2 inch must be by way of a ramp.

Citation:

1991 ADAS Section: 4.5.2

Conceptual Budget Estimate:

$1,800.00

Possible Solution:

Remove excessive changes in level.

Barrier Priority:

Priority 1 (1):



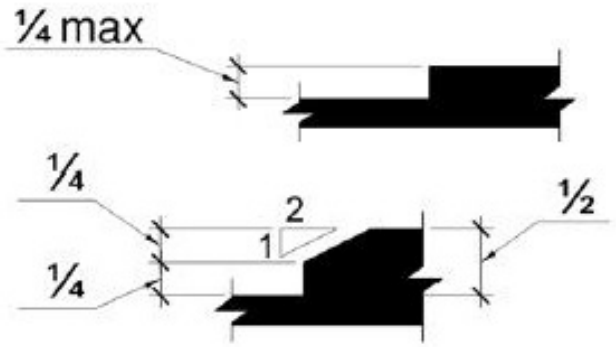

Barrier: 37 Additional Barrier Photos



Exterior Elements: Sidewalk

Barrier: 38

The walkway contains abrupt vertical edges and/or variations over 1/4 inch.

1/4 inch is the maximum vertical rise. Changes in level between 1/4 inch and 1/2 inch must be beveled at 1:2 or less.

Changes in level greater than 1/2 inch must be by way of a ramp.

Citation:

1991 ADAS Section: 4.5.2

Conceptual Budget Estimate:

$1,800.00

Possible Solution:

Remove excessive changes in level.

Barrier Priority:

Priority 1 (1):



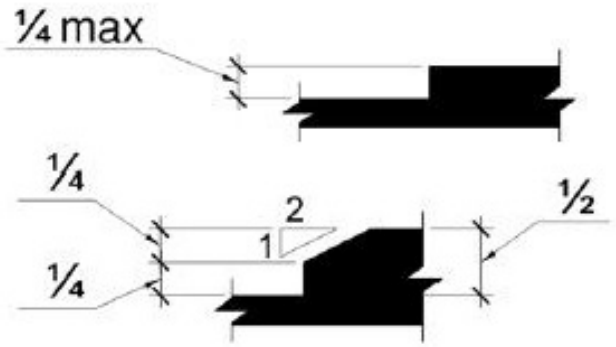

Barrier: 38 Additional Barrier Photos





Exterior Elements: Sidewalk

Barrier: 39

The walkway contains abrupt vertical edges and/or variations over 1/4 inch.

1/4 inch is the maximum vertical rise. Changes in level between 1/4 inch and 1/2 inch must be beveled at 1:2 or less.

Changes in level greater than 1/2 inch must be by way of a ramp.

Citation:

1991 ADAS Section: 4.5.2

Conceptual Budget Estimate:

$1,800.00

Possible Solution:

Remove excessive changes in level.

Barrier Priority:

Priority 1 (1):



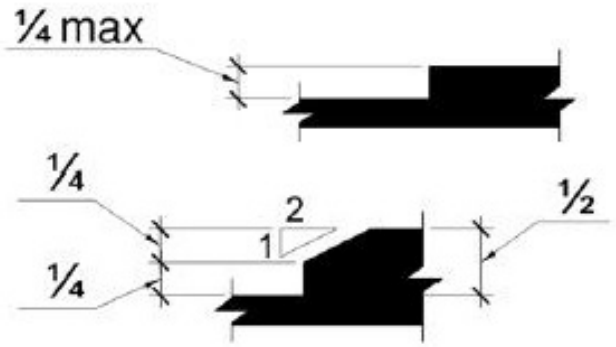

Barrier: 39 Additional Barrier Photos





Exterior Elements: Sidewalk

Barrier: 40

The walkway contains abrupt vertical edges and/or variations over 1/4 inch.

1/4 inch is the maximum vertical rise. Changes in level between 1/4 inch and 1/2 inch must be beveled at 1:2 or less.

Changes in level greater than 1/2 inch must be by way of a ramp.

Citation:

1991 ADAS Section: 4.5.2

Conceptual Budget Estimate:

$1,800.00

Possible Solution:

Remove excessive changes in level.

Barrier Priority:

Priority 1 (1):



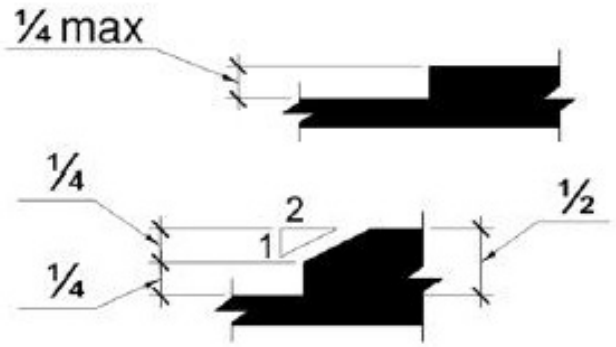

Barrier: 40 Additional Barrier Photos





Exterior Elements: Sidewalk

Barrier: 41

The walkway contains abrupt vertical edges and/or variations over 1/4 inch.

1/4 inch is the maximum vertical rise. Changes in level between 1/4 inch and 1/2 inch must be beveled at 1:2 or less.

Changes in level greater than 1/2 inch must be by way of a ramp.

Citation:

1991 ADAS Section: 4.5.2

Conceptual Budget Estimate:

$1,800.00

Possible Solution:

Remove excessive changes in level.

Barrier Priority:

Priority 1 (1):



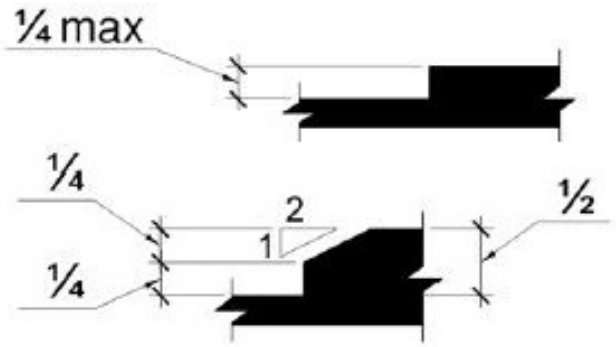

Barrier: 41 Additional Barrier Photos





Exterior Elements: Sidewalk

Barrier: 42

The walkway contains abrupt vertical edges and/or variations over 1/4 inch.

1/4 inch is the maximum vertical rise. Changes in level between 1/4 inch and 1/2 inch must be beveled at 1:2 or less.

Changes in level greater than 1/2 inch must be by way of a ramp.

Citation:

1991 ADAS Section: 4.5.2

Conceptual Budget Estimate:

$1,800.00

Possible Solution:

Remove excessive changes in level.

Barrier Priority:

Priority 1 (1):



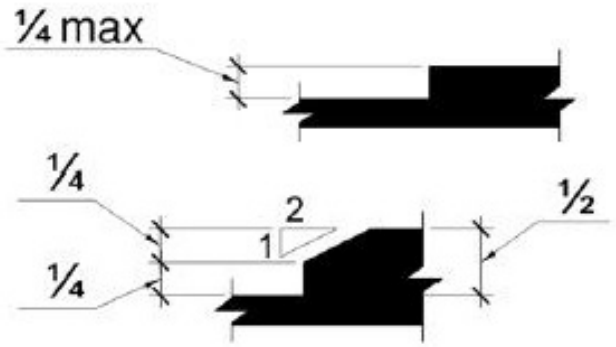

Barrier: 42 Additional Barrier Photos





Exterior Elements: Sidewalk

Barrier: 43

The walkway contains abrupt vertical edges and/or variations over 1/4 inch.

1/4 inch is the maximum vertical rise. Changes in level between 1/4 inch and 1/2 inch must be beveled at 1:2 or less.

Changes in level greater than 1/2 inch must be by way of a ramp.

Citation:

1991 ADAS Section: 4.5.2

Conceptual Budget Estimate:

$1,800.00

Possible Solution:

Remove excessive changes in level.

Barrier Priority:

Priority 1 (1):



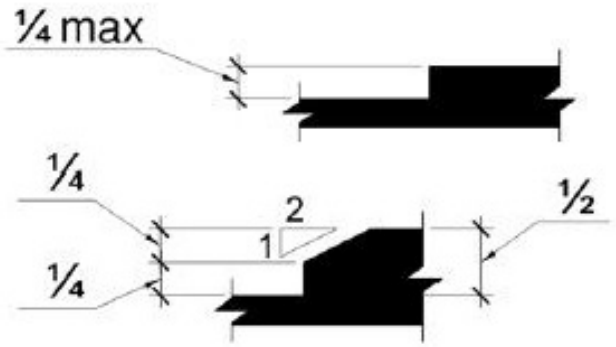

Barrier: 43 Additional Barrier Photos





Barrier: 43 Additional Barrier Photos



Exterior Elements: Sidewalk

Barrier: 44

The walkway contains abrupt vertical edges and/or variations over 1/4 inch.

1/4 inch is the maximum vertical rise. Changes in level between 1/4 inch and 1/2 inch must be beveled at 1:2 or less.

Changes in level greater than 1/2 inch must be by way of a ramp.

Citation:

1991 ADAS Section: 4.5.2

Conceptual Budget Estimate:

$1,800.00

Possible Solution:

Remove excessive changes in level.

Barrier Priority:

Priority 1 (1):



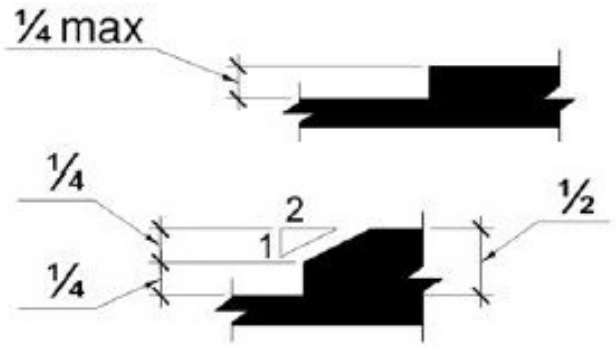

Exterior Elements: Sidewalk

Barrier: 45

The accessible route contains loose gravel and/or surface materials that do not provide for a stable, firm slip resistant surface.

Floor and ground surfaces shall be stable, firm, and slip resistant.

Citation:

1991 ADAS Section: 4.5.1

Conceptual Budget Estimate:

$200.00

Possible Solution:

Clear accessible path of travel of debris.

Barrier Priority:

Priority 1 (1):



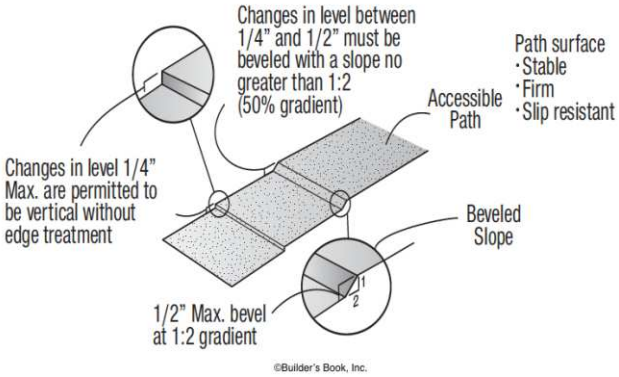

Barrier: 45 Additional Barrier Photos



Exterior Elements: Sidewalk

Barrier: 46

The accessible route contains loose gravel and/or surface materials that do not provide for a stable, firm slip resistant surface.

Floor and ground surfaces shall be stable, firm, and slip resistant.

Citation:

1991 ADAS Section: 4.5.1

Conceptual Budget Estimate:

$200.00

Possible Solution:

Clear accessible path of travel of debris.

Barrier Priority:

Priority 1 (1):



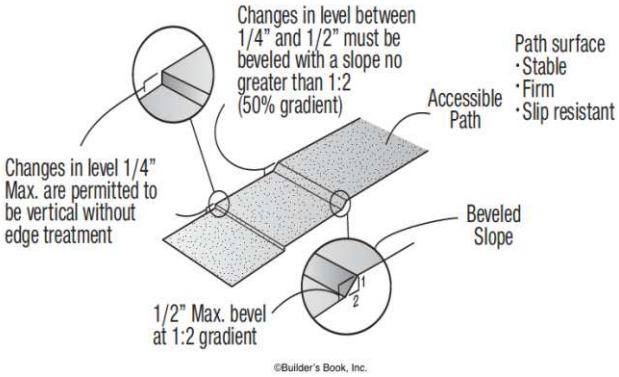

Exterior Elements: Sidewalk

Barrier: 47

The walkway contains abrupt vertical edges and/or variations over 1/4 inch.

1/4 inch is the maximum vertical rise. Changes in level between 1/4 inch and 1/2 inch must be beveled at 1:2 or less.

Changes in level greater than 1/2 inch must be by way of a ramp.

Citation:

1991 ADAS Section: 4.5.2

Conceptual Budget Estimate:

$1,800.00

Possible Solution:

Remove excessive changes in level.

Barrier Priority:

Priority 1 (1):



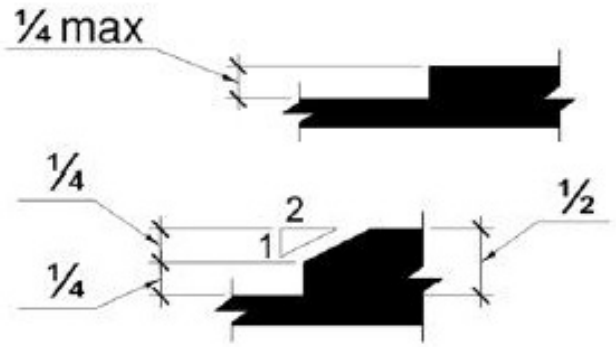

Barrier: 47 Additional Barrier Photos





Exterior Elements: Sidewalk

Barrier: 48

The walkway contains abrupt vertical edges and/or variations over 1/4 inch.

1/4 inch is the maximum vertical rise. Changes in level between 1/4 inch and 1/2 inch must be beveled at 1:2 or less.

Changes in level greater than 1/2 inch must be by way of a ramp.

Citation:

1991 ADAS Section: 4.5.2

Conceptual Budget Estimate:

$1,800.00

Possible Solution:

Remove excessive changes in level.

Barrier Priority:

Priority 1 (1):



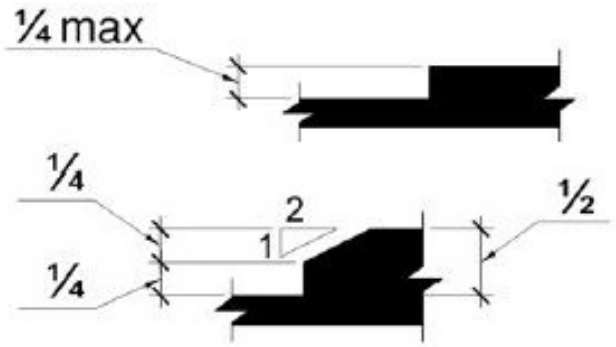

Barrier: 48 Additional Barrier Photos



Exterior Elements: Sidewalk

Barrier: 49

The walkway contains abrupt vertical edges and/or variations over 1/4 inch.

1/4 inch is the maximum vertical rise. Changes in level between 1/4 inch and 1/2 inch must be beveled at 1:2 or less.

Changes in level greater than 1/2 inch must be by way of a ramp.

Citation:

1991 ADAS Section: 4.5.2

Conceptual Budget Estimate:

$1,800.00

Possible Solution:

Remove excessive changes in level.

Barrier Priority:

Priority 1 (1):



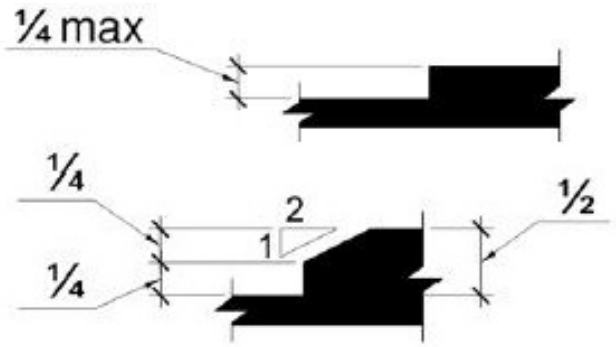

Barrier: 49 Additional Barrier Photos





Barrier: 49 Additional Barrier Photos



Exterior Elements: Sidewalk

Barrier: 50

The walkway contains abrupt vertical edges and/or variations over 1/4 inch.

1/4 inch is the maximum vertical rise. Changes in level between 1/4 inch and 1/2 inch must be beveled at 1:2 or less.

Changes in level greater than 1/2 inch must be by way of a ramp.

Citation:

1991 ADAS Section: 4.5.2

Conceptual Budget Estimate:

$1,800.00

Possible Solution:

Remove excessive changes in level.

Barrier Priority:

Priority 1 (1):



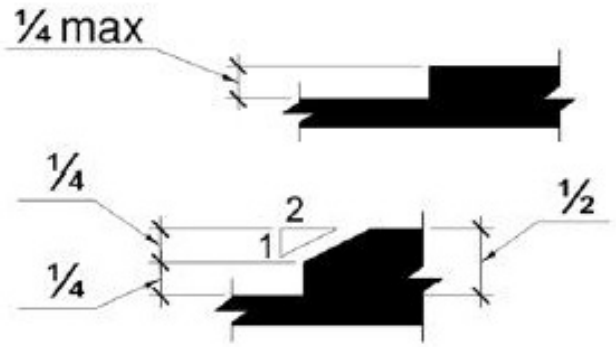

Barrier: 50 Additional Barrier Photos



Exterior Elements: Sidewalk

Barrier: 51

The walkway contains abrupt vertical edges and/or variations over a 1/2 inch.

1/4 inch is the maximum vertical rise. Changes in level between 1/4 inch and 1/2 inch must be beveled at 1:2 or less.

Changes in level greater than 1/2 inch must be by way of a ramp.

Citation:

1991 ADAS Section: 4.5.2

Conceptual Budget Estimate:

$1,800.00

Possible Solution:

Remove excessive changes in level.

Barrier Priority:

Priority 1 (1):



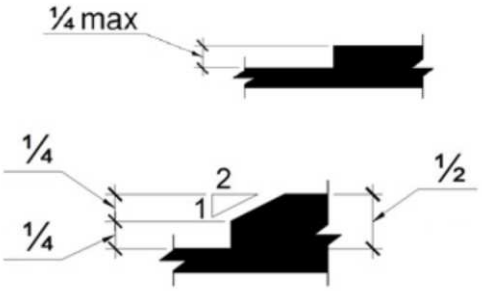

Barrier: 51 Additional Barrier Photos



Exterior Elements: Sidewalk

Barrier: 52

The change in level where the gutter meets the curb ramp is greater than 1/4 inch.

1/4 inch is the maximum vertical rise. Changes in level between 1/4 inch and 1/2 inch must be beveled at 1:2 or less. Changes in level greater than 1/2 inch must be by way of a ramp.

Citation:

1991 ADAS Section: 4.7.2

Conceptual Budget Estimate:

$300.00

Possible Solution:

Patch curb gutter.

Barrier Priority:

Priority 1 (1):



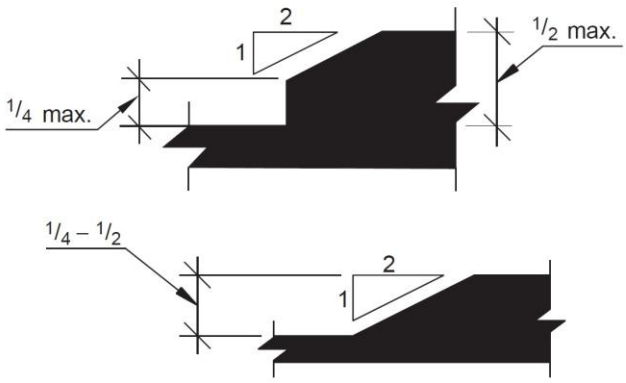

Barrier: 52 Additional Barrier Photos





Exterior Elements: Benches / Stands / Bleachers

Barrier: 53

The accessible route on the site has running slopes greater than 5 percent and has not been constructed as a ramp (i.e. handrails, edge protection, etc.).

When the slope in the direction of travel of any walk exceeds 1 unit vertical in 20 units horizontal (5-percent slope), it must be constructed as a ramp. Surface cross slopes must not exceed one unit vertical in 48 units horizontal (2-percent slope).

Citation:

1991 ADAS Section: 4.3.7

Conceptual Budget Estimate:

$1,400.00

Possible Solution:

Repave to correct slope. Alternatively, modify accessible route to be constructed as a ramp.

Barrier Priority:

Priority 1 (1):



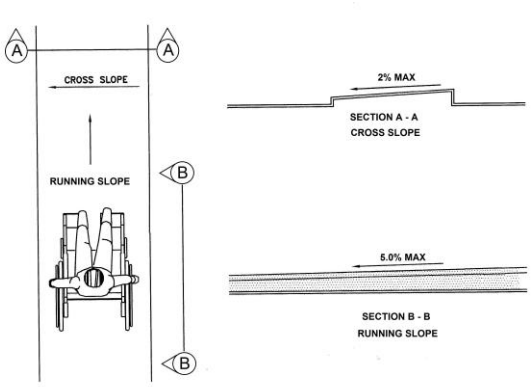

Barrier: 53 Additional Barrier Photos



Exterior Elements: Benches / Stands / Bleachers

Barrier: 54

The accessible route on the site has running slopes greater than 5 percent and has not been constructed as a ramp (i.e. handrails, edge protection, etc.).

When the slope in the direction of travel of any walk exceeds 1 unit vertical in 20 units horizontal (5-percent slope), it must be constructed as a ramp. Surface cross slopes must not exceed one unit vertical in 48 units horizontal (2-percent slope).

Citation:

1991 ADAS Section: 4.3.7

Conceptual Budget Estimate:

$1,100.00

Possible Solution:

Repave to correct slope.

Barrier Priority:

Priority 1 (1):



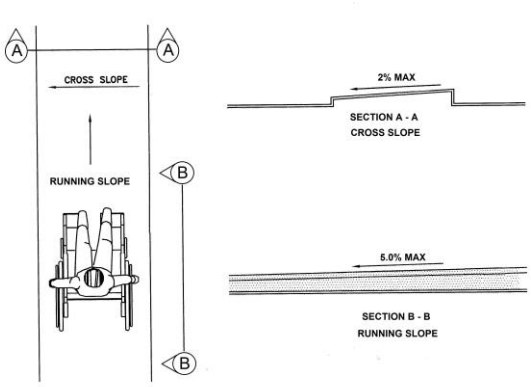

Barrier: 54 Additional Barrier Photos



Exterior Elements: Benches / Stands / Bleachers

Barrier: 55

The accessible route on the site has running slopes greater than 5 percent and has not been constructed as a ramp (i.e. handrails, edge protection, etc.).

When the slope in the direction of travel of any walk exceeds 1 unit vertical in 20 units horizontal (5-percent slope), it must be constructed as a ramp. Surface cross slopes must not exceed one unit vertical in 48 units horizontal (2-percent slope).

Citation:

1991 ADAS Section: 4.3.7

Conceptual Budget Estimate:

$1,100.00

Possible Solution:

Repave to correct slope.

Barrier Priority:

Priority 1 (1):



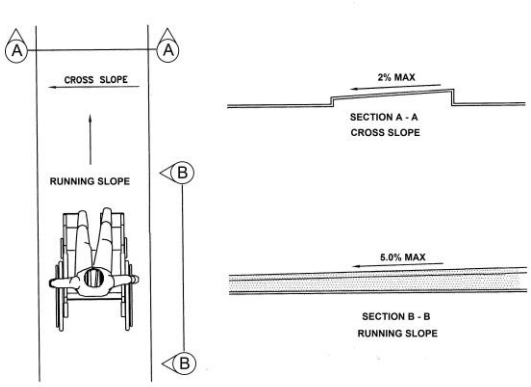

Barrier: 55 Additional Barrier Photos



Exterior Elements: Benches / Stands / Bleachers

Barrier: 56

The accessible route contains loose gravel and/or surface materials that do not provide for a stable, firm slip resistant surface.

Floor and ground surfaces shall be stable, firm, and slip resistant.

Citation:

1991 ADAS Section: 4.5.1

Conceptual Budget Estimate:

$200.00

Possible Solution:

Clear accessible path of travel of debris.

Barrier Priority:

Priority 1 (1):



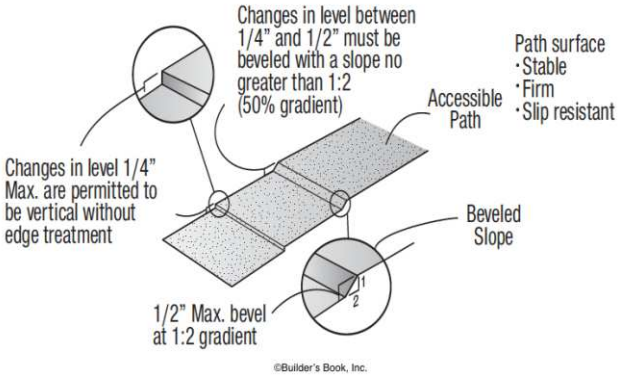

Exterior Elements: Paved Trail

Barrier: 57

The curb ramp exceeds the maximum running slope (parallel to the direction of travel) allowable of 8.33%.

Curb ramps should have the least possible slope but in no case more than 8.33% (1:12).

Citation:

1991 ADAS Section: 4.8.2

Conceptual Budget Estimate:

$2,200.00

Possible Solution:

Remove and install compliant curb ramp.

Barrier Priority:

Priority 1 (1):



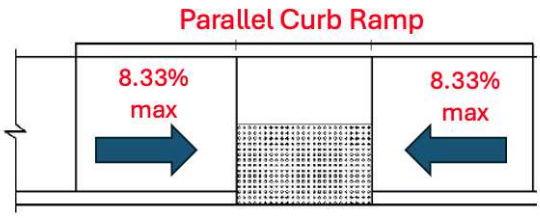

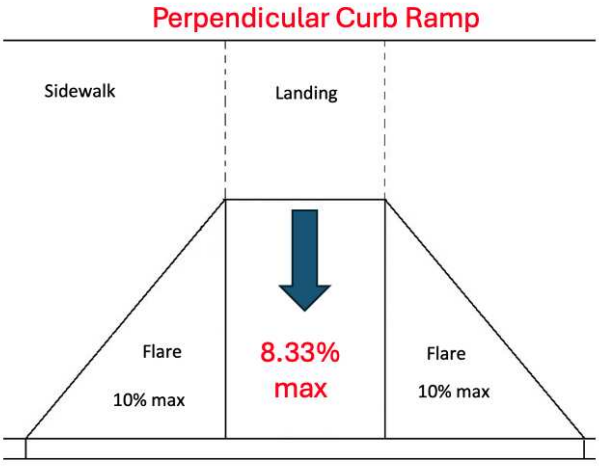

Barrier: 57 Additional Barrier Photos



Exterior Elements: Paved Trail

Barrier: 58

The element is not accessible because it does not allow a forward or side approach.

This element must be on an accessible route of travel that is 36 inches wide minimum and provides a 30 inch by 48 inch clear floor space that allows a side or forward approach.

Citation:

1991 ADAS Section: 4.2.4.1

Conceptual Budget Estimate:

$2,900.00

Possible Solution:

Install accessible route to element and provide clear floor space.

Barrier Priority:

Priority 1 (1):



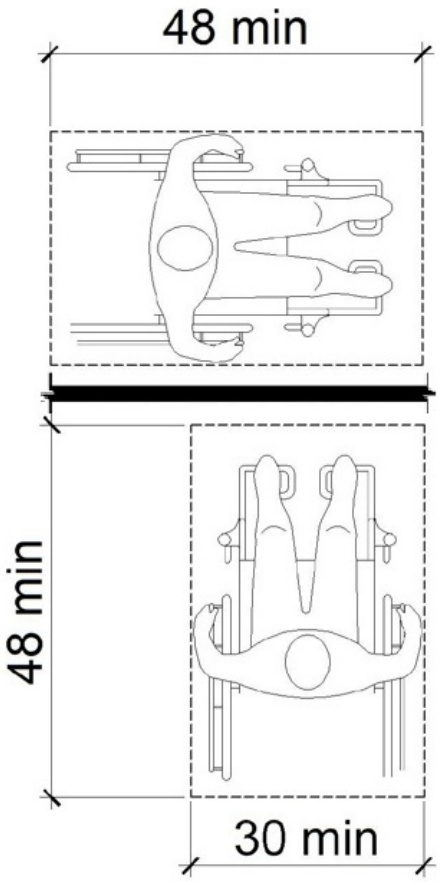

Exterior Elements: Paved Trail

Barrier: 59

The required clear floor space is not wide enough.

The clear floor or ground space shall be 30 inches minimum by 48 inches minimum.

Citation:

1991 ADAS Section: 4.2.4.1

Conceptual Budget Estimate:

$300.00

Possible Solution:

Reinstall bench to provide clear floor space.

Barrier Priority:

Priority 4 (4):



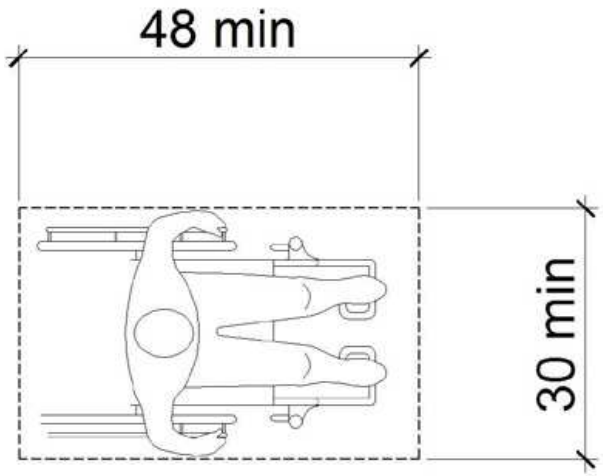

Barrier: 59 Additional Barrier Photos



Exterior Elements: Picnic Area

Barrier: 60

There are no accessible tables.

At least 5% of each type in each functional area of dining surfaces must be accessible and must be dispersed throughout the space or facility containing dining surfaces. An accessible table must be on an accessible route (36 inches minimum) and have knee and toe spaces at least 27 inches high, 30 inches wide and 17 inches deep. The tops of tables and counters shall be 28 inches to 34 inches from the floor or ground.

Citation:

1991 ADAS Section: 5.1

Conceptual Budget Estimate:

$4,100.00

Possible Solution:

Provide accessible table.

Barrier Priority:

Priority 4 (4):



Barrier: 60 Additional Barrier Photos



Building A Interior: 101 - Women's Restroom

Barrier: 61

The ambulatory compartment door is not self closing.

The door to the ambulatory stall shall be self-closing. A door pull shall be placed on both sides of the door near the latch. Toilet compartment doors shall not swing into the minimum required compartment area.

Citation:

1991 ADAS Section: 4.22.4

Conceptual Budget Estimate:

$500.00

Possible Solution:

Install auto-closer on door.

Barrier Priority:

Priority 3 (3):



Building A Interior: 101 - Women's Restroom

Barrier: 62

Toilet paper dispensers shall be 7 inches minimum and 9 inches maximum in front of the water closet measured to the centerline of the dispenser. The outlet of the dispenser shall be 15 inches minimum and 48 inches maximum above the finish floor and shall not be located behind grab bars. Dispensers shall not be of a type that controls delivery or that does not allow continuous paper flow. There shall be a clearance of 1 1/2 inches minimum below the grab bar.

Citation:

1991 ADAS Section: 4.16.6

Conceptual Budget Estimate:

$700.00

Possible Solution:

Reinstall dispenser at accessible location.

Barrier Priority:

Priority 3 (3):



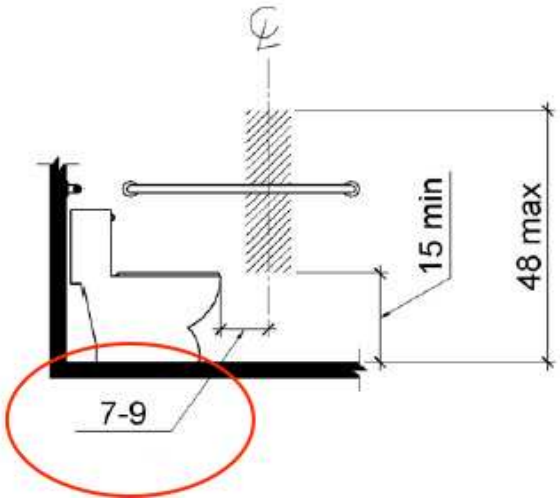

Barrier: 62 Additional Barrier Photos



Building A Interior: 101 - Women's Restroom

Barrier: 63

The compartment door is not self-closing.

The water closet compartment shall be equipped with a door that has an automatic- closing device, and shall have a clear, unobstructed opening width of 32 inches when located at the end and 34 inches when located at the side with the door positioned at an angle of 90 degrees from its closed position.

Citation:

1991 ADAS Section: 4.17.5

Conceptual Budget Estimate:

$500.00

Possible Solution:

Install auto-closer on door.

Barrier Priority:

Priority 3 (3):



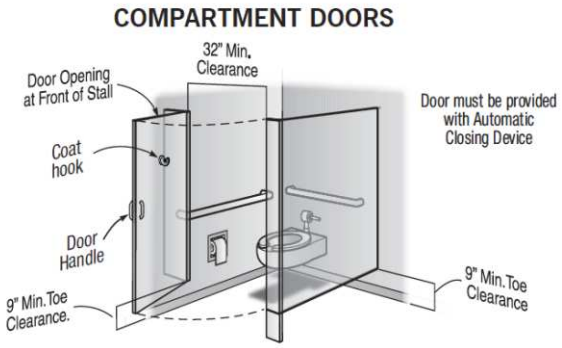

Building A Interior: 101 - Women's Restroom

Barrier: 64

The top rim of the lavatory is too high.

All lavatories that are designated to be accessible shall be a minimum 17 inches in horizontal depth and mounted with the rim or counter edge no higher than 34 inches above the finished floor.

Citation:

1991 ADAS Section: 4.19.2

Conceptual Budget Estimate:

$2,700.00

Possible Solution:

Lower sink to compliant height.

Barrier Priority:

Priority 3 (3):



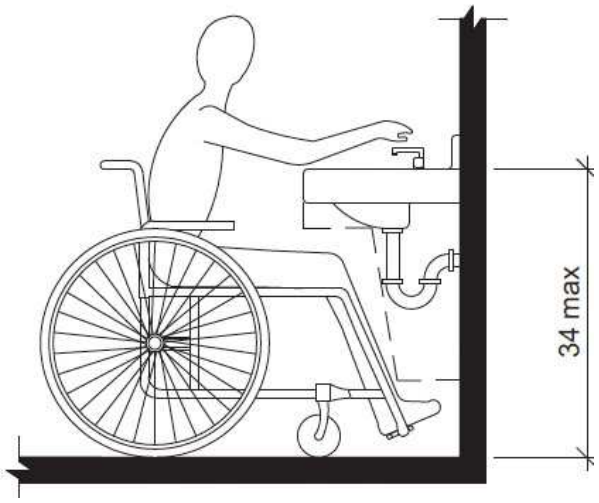

Barrier: 64 Additional Barrier Photos



Building A Interior: 101 - Women's Restroom

Barrier: 65

The water and drain pipes under the lavatory are not adequately insulated.

Water supply and drain pipes under lavatories and sinks shall be insulated or otherwise configured to protect against contact. There shall be no sharp or abrasive surfaces under lavatories and sinks.

Citation:

1991 ADAS Section: 4.19.4

Conceptual Budget Estimate:

$200.00

Possible Solution:

Insulate pipes under lavatory.

Barrier Priority:

Priority 3 (3):



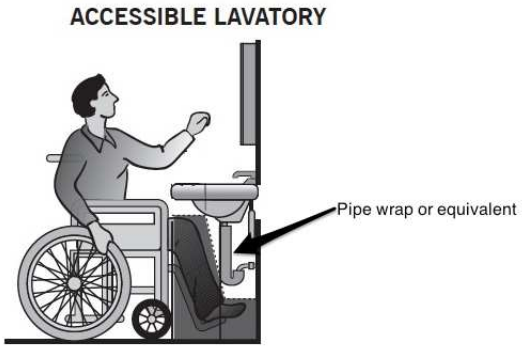

Building A Interior: 101 - Women's Restroom

Barrier: 66

The dispenser's operation mechanism is not within an allowable reach ranges.

If the clear floor space only allows forward approach to an object, the maximum high forward reach allowed shall be 48 in. The minimum low forward reach is 15 in. If the high forward reach is over an obstruction, reach and clearances shall be 44 inches maximum over an obstruction between 20 to 25 inches deep.

If the clear floor space allows parallel approach by a person in a wheelchair, the maximum high side reach allowed shall be 54 in and the low side reach shall be no less than 9 in above the floor. If the side reach is over an obstruction, the reach and clearances shall be 46 inches maximum over an obstruction less than 10 inches deep. The obstruction shall have a maximum height of 34 inches.

Citation:

1991 ADAS Section: 4.2.5, 4.2.6

Conceptual Budget Estimate:

$700.00

Possible Solution:

Reinstall dispenser at accessible location.

Barrier Priority:

Priority 3 (3):



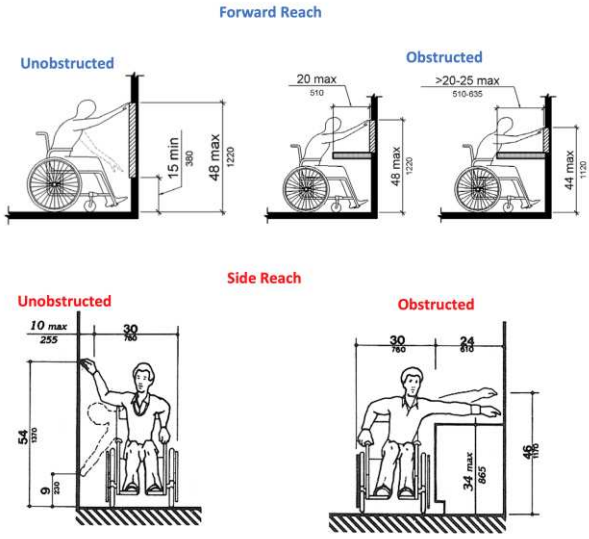

Barrier: 66 Additional Barrier Photos



Building A Interior: 103 - Men's restroom

Barrier: 67

The top rim of the lavatory is too high.

All lavatories that are designated to be accessible shall be a minimum 17 inches in horizontal depth and mounted with the rim or counter edge no higher than 34 inches above the finished floor.

Citation:

1991 ADAS Section: 4.19.2

Conceptual Budget Estimate:

$2,700.00

Possible Solution:

Lower sink to compliant height.

Barrier Priority:

Priority 3 (3):



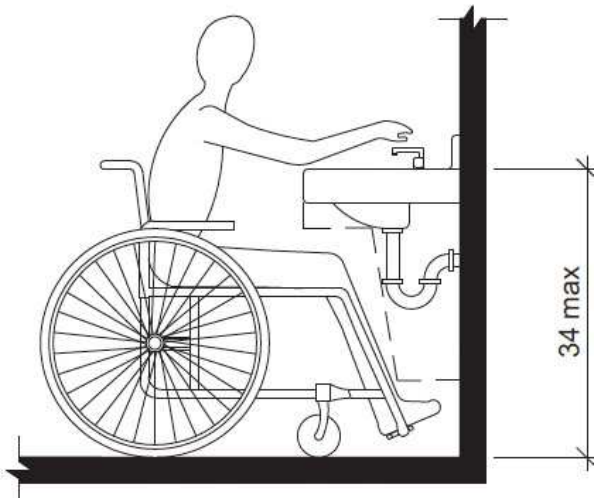

Barrier: 67 Additional Barrier Photos



Building A Interior: 103 - Men's restroom

Barrier: 68

The toilet paper is not installed in the correct location.

Toilet paper dispensers shall be installed within reach, as shown in Illustration B, Fig. 29(b). Dispensers that control delivery, or that do not permit continuous paper flow, shall not be used.

Citation:

1991 ADAS Section: 4.16.6

Conceptual Budget Estimate:

$700.00

Possible Solution:

Reinstall dispenser at accessible location.

Barrier Priority:

Priority 3 (3):



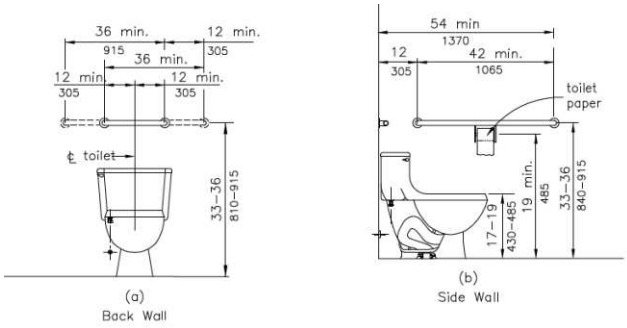

Barrier: 68 Additional Barrier Photos



Building A Interior: 103 - Men's restroom

Barrier: 69

The water and drain pipes under the lavatory are not adequately insulated.

Water supply and drain pipes under lavatories and sinks shall be insulated or otherwise configured to protect against contact. There shall be no sharp or abrasive surfaces under lavatories and sinks.

Citation:

1991 ADAS Section: 4.19.4

Conceptual Budget Estimate:

$200.00

Possible Solution:

Insulate pipes under lavatory.

Barrier Priority:

Priority 3 (3):



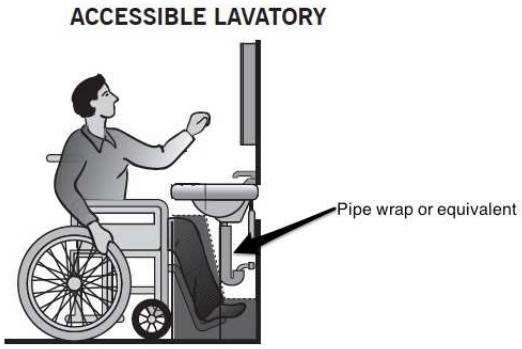

Building A Interior: 103 - Men's restroom

Barrier: 70

The compartment door is not self-closing.

The water closet compartment shall be equipped with a door that has an automatic- closing device, and shall have a clear, unobstructed opening width of 32 inches when located at the end and 34 inches when located at the side with the door positioned at an angle of 90 degrees from its closed position.

Citation:

1991 ADAS Section: 4.17.5

Conceptual Budget Estimate:

$500.00

Possible Solution:

Install auto-closer on door.

Barrier Priority:

Priority 3 (3):



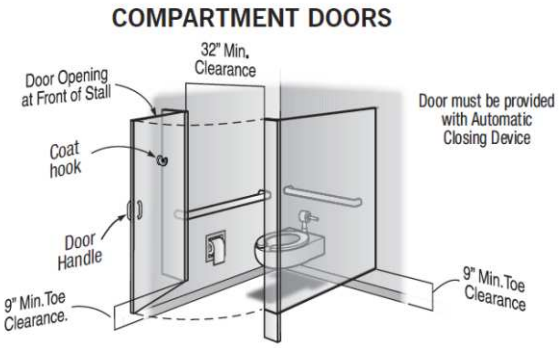

Building A Interior: 106 - Family Restroom

Barrier: 71

The dispenser's operation mechanism is not within an allowable reach ranges.

If the clear floor space only allows forward approach to an object, the maximum high forward reach allowed shall be 48 in. The minimum low forward reach is 15 in. If the high forward reach is over an obstruction, reach and clearances shall be 44 inches maximum over an obstruction between 20 to 25 inches deep.

If the clear floor space allows parallel approach by a person in a wheelchair, the maximum high side reach allowed shall be 54 in and the low side reach shall be no less than 9 in above the floor. If the side reach is over an obstruction, the reach and clearances shall be 46 inches maximum over an obstruction less than 10 inches deep. The obstruction shall have a maximum height of 34 inches.

Citation:

1991 ADAS Section: 4.2.5, 4.2.6

Conceptual Budget Estimate:

$700.00

Possible Solution:

Reinstall dispenser at accessible location.

Barrier Priority:

Priority 3 (3):



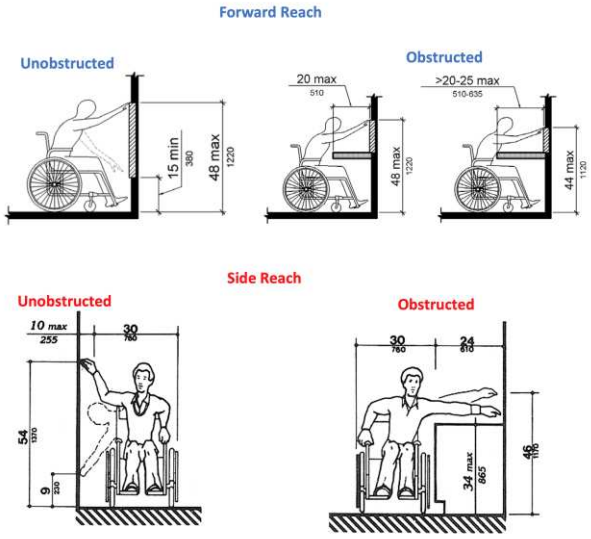

Barrier: 71 Additional Barrier Photos



Building A Interior: 106 - Family Restroom

Barrier: 72

Compliant room identification signs are missing.

Sign shall be located alongside the door at the latch side. Where a tactile sign is provided at double doors with one active leaf, the sign shall be located on the inactive leaf. Where a tactile sign is provided at double doors with two active leaves, the sign shall be located to the right of the right-hand door. Where there is no wall space at the latch side of a single door or at the right side of double doors, signs shall be located on the nearest adjacent wall. Signs containing tactile characters shall be located so that a clear floor space of 18 inches minimum by 18 inches minimum, centered on the tactile characters, is provided beyond the arc of any door swing between the closed position and 45-degree open position.

Citation:

1991 ADAS Section: 4.30.4

Conceptual Budget Estimate:

$300.00

Possible Solution:

Install compliant sign.

Barrier Priority:

Priority 3 (3):



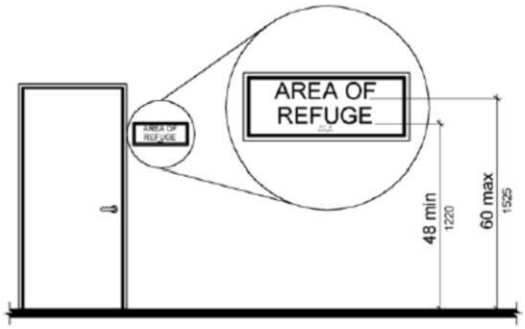

Building A Interior: 106 - Family Restroom

Barrier: 73

The toilet paper is not installed in the correct location.

Toilet paper dispensers shall be installed within reach, as shown in Illustration B, Fig. 29(b). Dispensers that control delivery, or that do not permit continuous paper flow, shall not be used.

Citation:

1991 ADAS Section: 4.16.6

Conceptual Budget Estimate:

$700.00

Possible Solution:

Reinstall dispenser at accessible location.

Barrier Priority:

Priority 3 (3):



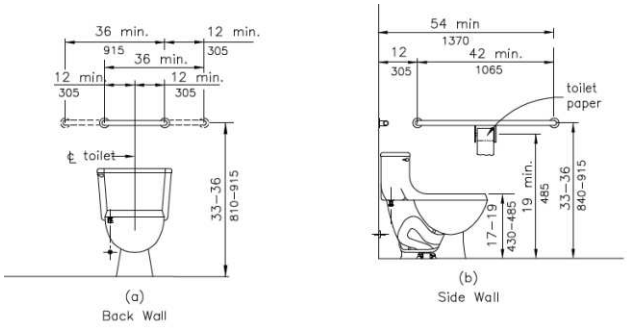

Barrier: 73 Additional Barrier Photos



Building A Interior: 113 - Concessions

Barrier: 74

The element projects more than 4 inches into the circulation path.

Objects that have leading edges between 27 inches and 80 inches from the floor must not project more than 4 inches into the circulation path. Protruding objects that extend to the floor or within 27 inches of the floor are cane detectable and are therefore not hazardous. Where it is necessary or desirable to have objects protrude from the wall, a manner of cane detection must be provided.

Citation:

1991 ADAS Section: 4.4.1

Conceptual Budget Estimate:

$500.00

Possible Solution:

Relocate element out of circulation path.

Barrier Priority:

Priority 1 (1):



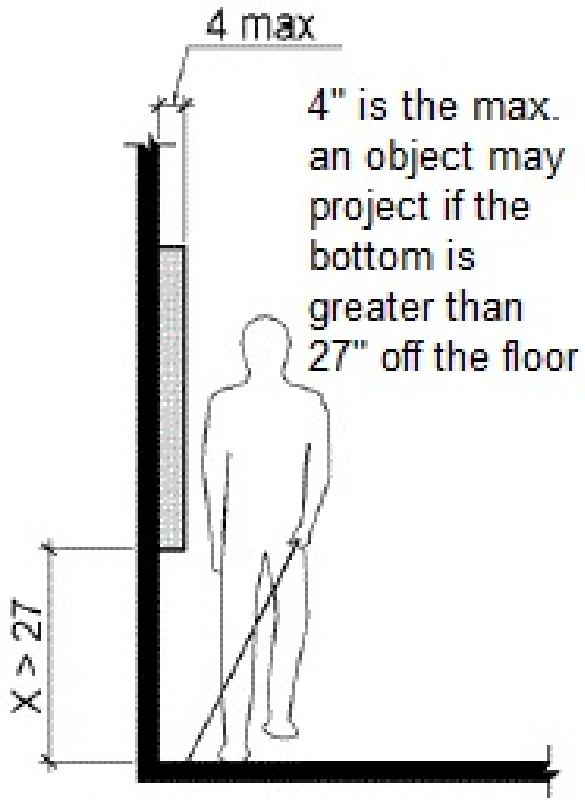

Barrier: 74 Additional Barrier Photos



Building A Interior: 113 - Concessions

Barrier: 75

The element is not accessible because it does not allow a forward or side approach.

This element must be on an accessible route of travel that is 36 inches wide minimum and provides a 30 inch by 48 inch clear floor space that allows a side or forward approach.

Citation:

1991 ADAS Section: 4.2.4.1

Conceptual Budget Estimate:

$300.00

Possible Solution:

Move table to be on an accessible path of travel.

Barrier Priority:

Priority 4 (4):



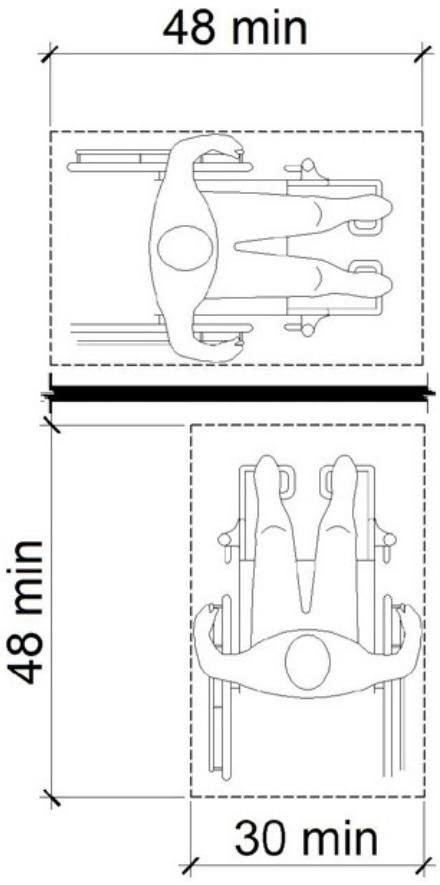

Building A Interior: 113 - Concessions

Barrier: 76

The element is not accessible because there is not adequate clear floor space for an approach.

The clear floor or ground space shall be 30 inches minimum by 48 inches minimum.

Citation:

1991 ADAS Section: 4.2.4.1

Conceptual Budget Estimate:

$500.00

Possible Solution:

Move bench to provide clear floor space.

Barrier Priority:

Priority 4 (4):



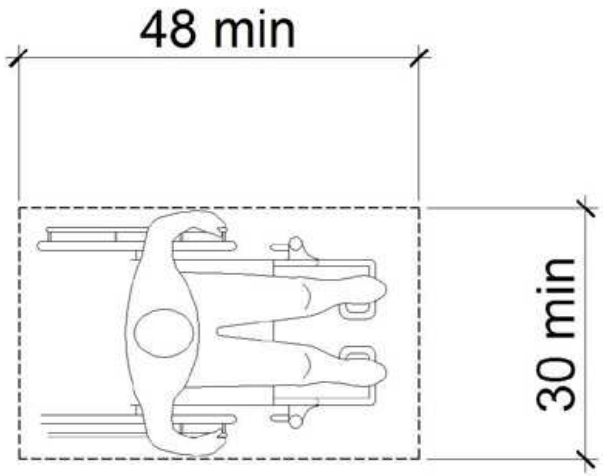

Building A Interior: 113 - Concessions

Barrier: 77

Compliant knee and/or toe clearance is not provided.

When seating for persons in wheelchairs is provided at fixed tables or counters, knee spaces at least 27 inches high, 30 inches wide, 11 inches deep, and toe clearance extending an additional 6 inches at 9 inches high shall be provided. The toe clearance shall extend 17" minimum under the element.

Citation:

1991 ADAS Section: 4.32.3

Conceptual Budget Estimate:

$4,100.00

Possible Solution:

Replace with an accessible table that provides compliant clearance.

Barrier Priority:

Priority 4 (4):



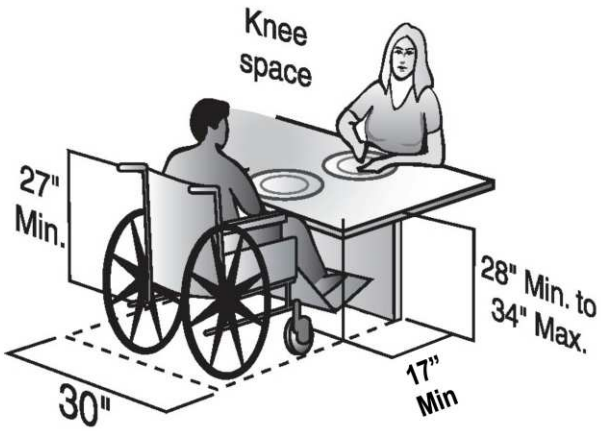

Dining or Work Surface

Building B Interior: 201 - Women's Restroom

Barrier: 78

The ambulatory compartment door is not self closing.

The door to the ambulatory stall shall be self-closing. A door pull shall be placed on both sides of the door near the latch. Toilet compartment doors shall not swing into the minimum required compartment area.

Citation:

1991 ADAS Section: 4.22.4

Conceptual Budget Estimate:

$500.00

Possible Solution:

Install auto-closer on door.

Barrier Priority:

Priority 3 (3):



Building B Interior: 201 - Women's Restroom

Barrier: 79

Toilet paper dispensers shall be 7 inches minimum and 9 inches maximum in front of the water closet measured to the centerline of the dispenser. The outlet of the dispenser shall be 15 inches minimum and 48 inches maximum above the finish floor and shall not be located behind grab bars. Dispensers shall not be of a type that controls delivery or that does not allow continuous paper flow. There shall be a clearance of 1 1/2 inches minimum below the grab bar.

Citation:

1991 ADAS Section: 4.16.6

Conceptual Budget Estimate:

$700.00

Possible Solution:

Reinstall dispenser at accessible location.

Barrier Priority:

Priority 3 (3):



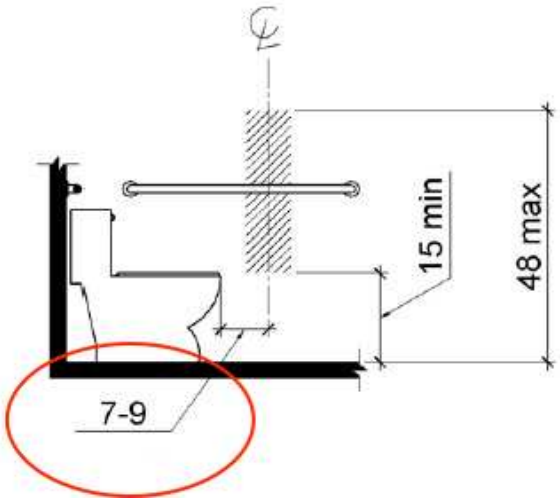

Barrier: 79 Additional Barrier Photos



Building B Interior: 201 - Women's Restroom

Barrier: 80

The compartment door is not self-closing.

The water closet compartment shall be equipped with a door that has an automatic- closing device, and shall have a clear, unobstructed opening width of 32 inches when located at the end and 34 inches when located at the side with the door positioned at an angle of 90 degrees from its closed position.

Citation:

1991 ADAS Section: 4.17.5

Conceptual Budget Estimate:

$500.00

Possible Solution:

Install auto-closer on door.

Barrier Priority:

Priority 3 (3):



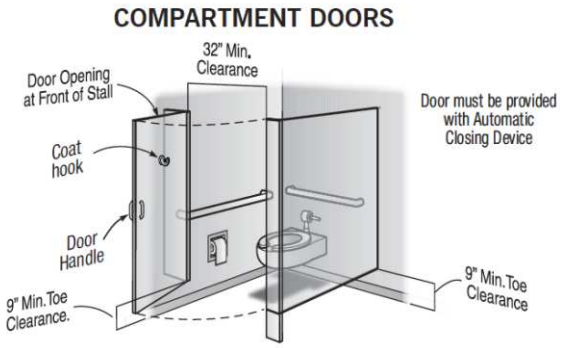

Building B Interior: 201 - Women's Restroom

Barrier: 81

The dispenser's operation mechanism is not within an allowable reach ranges.

If the clear floor space only allows forward approach to an object, the maximum high forward reach allowed shall be 48 in. The minimum low forward reach is 15 in. If the high forward reach is over an obstruction, reach and clearances shall be 44 inches maximum over an obstruction between 20 to 25 inches deep.

If the clear floor space allows parallel approach by a person in a wheelchair, the maximum high side reach allowed shall be 54 in and the low side reach shall be no less than 9 in above the floor. If the side reach is over an obstruction, the reach and clearances shall be 46 inches maximum over an obstruction less than 10 inches deep. The obstruction shall have a maximum height of 34 inches.

Citation:

1991 ADAS Section: 4.2.5, 4.2.6

Conceptual Budget Estimate:

$700.00

Possible Solution:

Reinstall element.

Barrier Priority:

Priority 3 (3):



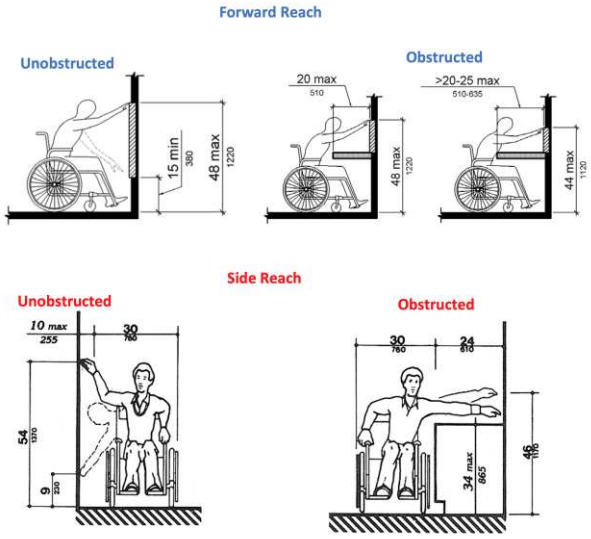

Barrier: 81 Additional Barrier Photos



Building B Interior: 201 - Women's Restroom

Barrier: 82

The water and drain pipes under the lavatory are not adequately insulated.

Water supply and drain pipes under lavatories and sinks shall be insulated or otherwise configured to protect against contact. There shall be no sharp or abrasive surfaces under lavatories and sinks.

Citation:

1991 ADAS Section: 4.19.4

Conceptual Budget Estimate:

$200.00

Possible Solution:

Insulate pipes under lavatory.

Barrier Priority:

Priority 3 (3):



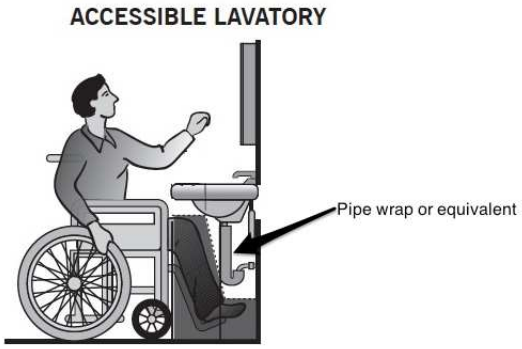

Building B Interior: 201 - Women's Restroom

Barrier: 83

Compliant room identification signs are missing.

Sign shall be located alongside the door at the latch side. Where a tactile sign is provided at double doors with one active leaf, the sign shall be located on the inactive leaf. Where a tactile sign is provided at double doors with two active leafs, the sign shall be located to the right of the right hand door. Where there is no wall space at the latch side of a single door or at the right side of double doors, signs shall be located on the nearest adjacent wall. Signs containing tactile characters shall be located so that a clear floor space of 18 inches minimum by 18 inches minimum, centered on the tactile characters, is provided beyond the arc of any door swing between the closed position and 45 degree open position.

Wall signs identifying permanent rooms and spaces of a building shall be in a horizontal format and the characters raised 1/32 inch minimum and shall be sans serif uppercase characters a minimum of 5/8 inch and a maximum of 2 inches high. Contracted Grade 2 Braille shall be in a horizontal format and shall be placed a minimum of 3/8 inch and a maximum of 1/2 inch directly below the tactile characters; flush left or centered. Dots shall be 1/10 inch on center in each cell with 2/10-inch space between cells, measured from the second column of dots in the first cell to the first column of dots in the second cell. Dots shall be raised a minimum of 1/40 inch above the background. Braille dots shall be domed or rounded. Signs with raised characters or Braille shall be located 48 inches minimum above the finish floor or ground surface, measured from the baseline of the lowest tactile character and 60 inches maximum above the finish floor or ground surface, measured from the baseline of the highest tactile character.

Citation:

1991 ADAS Section: 4.30.4

Conceptual Budget Estimate:

$300.00

Possible Solution:

Install compliant signage.

Barrier Priority:

Priority 3 (3):

Barrier: 83 *(Continued)*



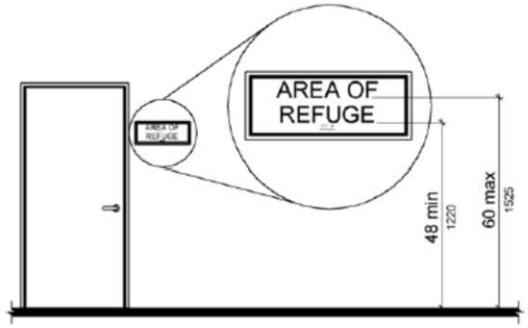

Building B Interior: 203 - Men's Restroom

Barrier: 84

The top rim of the lavatory is too high.

All lavatories that are designated to be accessible shall be a minimum 17 inches in horizontal depth and mounted with the rim or counter edge no higher than 34 inches above the finished floor.

Citation:

1991 ADAS Section: 4.19.2

Conceptual Budget Estimate:

$2,700.00

Possible Solution:

Lower sink to compliant height.

Barrier Priority:

Priority 3 (3):



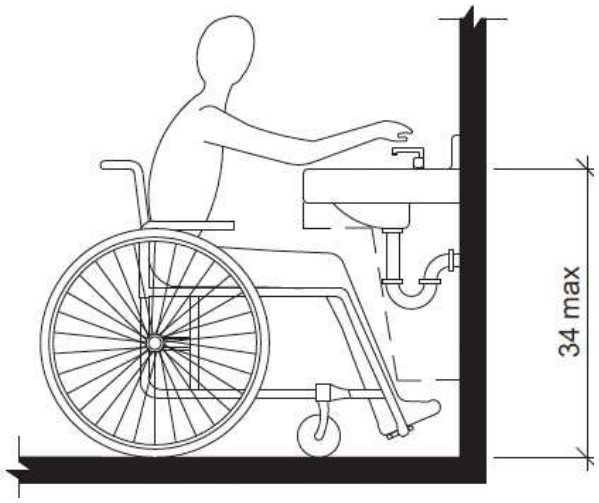

Barrier: 84 Additional Barrier Photos



Building B Interior: 203 - Men's Restroom

Barrier: 85

The water and drain pipes under the lavatory are not adequately insulated.

Water supply and drain pipes under lavatories and sinks shall be insulated or otherwise configured to protect against contact. There shall be no sharp or abrasive surfaces under lavatories and sinks.

Citation:

1991 ADAS Section: 4.19.4

Conceptual Budget Estimate:

$200.00

Possible Solution:

Insulate pipes under lavatory.

Barrier Priority:

Priority 3 (3):



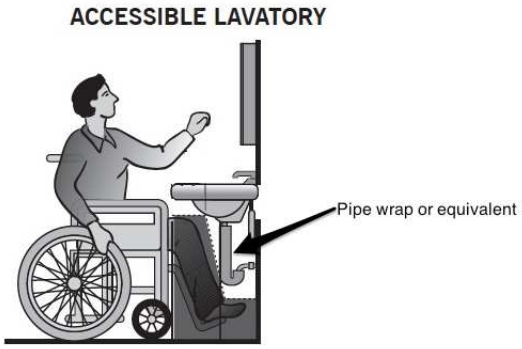

Building B Interior: 203 - Men's Restroom

Barrier: 86

The toilet paper is not installed in the correct location.

Toilet paper dispensers shall be installed within reach, as shown in Illustration B, Fig. 29(b). Dispensers that control delivery, or that do not permit continuous paper flow, shall not be used.

Citation:

1991 ADAS Section: 4.16.6

Conceptual Budget Estimate:

$700.00

Possible Solution:

Reinstall dispenser at accessible location.

Barrier Priority:

Priority 3 (3):



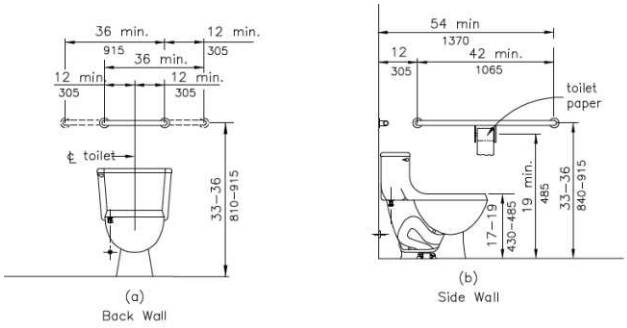

Barrier: 86 Additional Barrier Photos



Building B Interior: 203 - Men's Restroom

Barrier: 87

The compartment door is not self-closing.

The water closet compartment shall be equipped with a door that has an automatic- closing device, and shall have a clear, unobstructed opening width of 32 inches when located at the end and 34 inches when located at the side with the door positioned at an angle of 90 degrees from its closed position.

Citation:

1991 ADAS Section: 4.17.5

Conceptual Budget Estimate:

$500.00

Possible Solution:

Install auto-closer on door.

Barrier Priority:

Priority 3 (3):



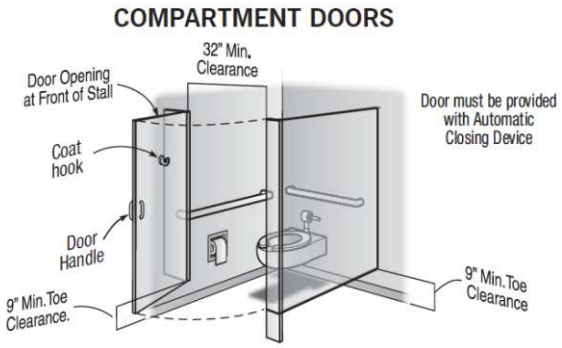

Building B Interior: 203 - Men's Restroom

Barrier: 88

The dispenser's operation mechanism is not within an allowable reach ranges.

If the clear floor space only allows forward approach to an object, the maximum high forward reach allowed shall be 48 in. The minimum low forward reach is 15 in. If the high forward reach is over an obstruction, reach and clearances shall be 44 inches maximum over an obstruction between 20 to 25 inches deep.

If the clear floor space allows parallel approach by a person in a wheelchair, the maximum high side reach allowed shall be 54 in and the low side reach shall be no less than 9 in above the floor. If the side reach is over an obstruction, the reach and clearances shall be 46 inches maximum over an obstruction less than 10 inches deep. The obstruction shall have a maximum height of 34 inches.

Citation:

1991 ADAS Section: 4.2.5, 4.2.6

Conceptual Budget Estimate:

$700.00

Possible Solution:

Reinstall element.

Barrier Priority:

Priority 3 (3):



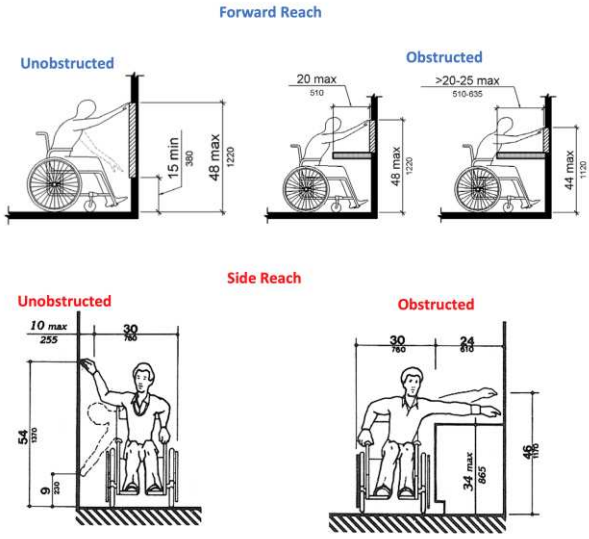

Barrier: 88 Additional Barrier Photos



Building B Interior: 203 - Men's Restroom

Barrier: 89

The door is equipped with a door closer and returns to a closed position too quickly.

If a door has a closer, then the sweep period of the closer shall be adjusted so that from an open position of 70 degrees, the door will take at least 3 seconds to move to a point 3 inches from the latch, measured to the leading edge of the door.

Citation:

1991 ADAS Section: 4.13.10

Conceptual Budget Estimate:

$200.00

Possible Solution:

Adjust spring tension and closer valves on the door closer.

Barrier Priority:

Priority 1 (1):



Building B Interior: 203 - Men's Restroom

Barrier: 90

Compliant room identification signs are missing.

Sign shall be located alongside the door at the latch side. Where a tactile sign is provided at double doors with one active leaf, the sign shall be located on the inactive leaf. Where a tactile sign is provided at double doors with two active leafs, the sign shall be located to the right of the right hand door. Where there is no wall space at the latch side of a single door or at the right side of double doors, signs shall be located on the nearest adjacent wall. Signs containing tactile characters shall be located so that a clear floor space of 18 inches minimum by 18 inches minimum, centered on the tactile characters, is provided beyond the arc of any door swing between the closed position and 45 degree open position.

Wall signs identifying permanent rooms and spaces of a building shall be in a horizontal format and the characters raised 1/32 inch minimum and shall be sans serif uppercase characters a minimum of 5/8 inch and a maximum of 2 inches high. Contracted Grade 2 Braille shall be in a horizontal format and shall be placed a minimum of 3/8 inch and a maximum of 1/2 inch directly below the tactile characters; flush left or centered. Dots shall be 1/10 inch on center in each cell with 2/10-inch space between cells, measured from the second column of dots in the first cell to the first column of dots in the second cell. Dots shall be raised a minimum of 1/40 inch above the background. Braille dots shall be domed or rounded. Signs with raised characters or Braille shall be located 48 inches minimum above the finish floor or ground surface, measured from the baseline of the lowest tactile character and 60 inches maximum above the finish floor or ground surface, measured from the baseline of the highest tactile character.

Citation:

1991 ADAS Section: 4.30.4

Conceptual Budget Estimate:

$300.00

Possible Solution:

Install compliant signage.

Barrier Priority:

Priority 3 (3):

Barrier: 90 *(Continued)*



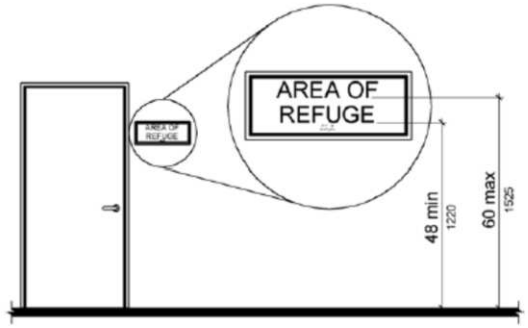

Building B Interior: 207 - Family Restroom

Barrier: 91

The dispenser's operation mechanism is not within an allowable reach ranges.

If the clear floor space only allows forward approach to an object, the maximum high forward reach allowed shall be 48 in. The minimum low forward reach is 15 in. If the high forward reach is over an obstruction, reach and clearances shall be 44 inches maximum over an obstruction between 20 to 25 inches deep.

If the clear floor space allows parallel approach by a person in a wheelchair, the maximum high side reach allowed shall be 54 in and the low side reach shall be no less than 9 in above the floor. If the side reach is over an obstruction, the reach and clearances shall be 46 inches maximum over an obstruction less than 10 inches deep. The obstruction shall have a maximum height of 34 inches.

Citation:

1991 ADAS Section: 4.2.5, 4.2.6

Conceptual Budget Estimate:

$700.00

Possible Solution:

Reinstall element.

Barrier Priority:

Priority 3 (3):



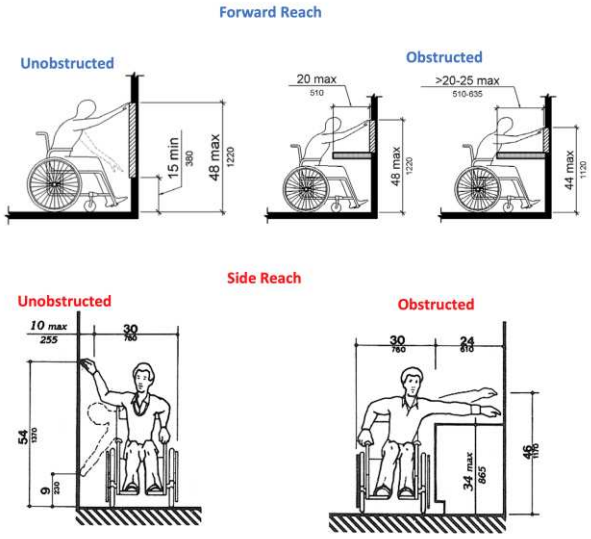

Barrier: 91 Additional Barrier Photos



Building B Interior: 207 - Family Restroom

Barrier: 92

The wall sign is incorrectly located.

Where permanent identification is provided for rooms and spaces, signs shall be installed on the wall adjacent to the latch side of the door. Where there is no wall space to the latch side of the door, including at double leaf doors, signs shall be placed on the nearest adjacent wall. Mounting height shall be 60 inches above the finish floor to the centerline of the sign. Mounting location for such signage shall be so that a person may approach within 3 inches of signage without encountering protruding objects or standing within the swing of a door.

Citation:

1991 ADAS Section: 4.30.6

Conceptual Budget Estimate:

$300.00

Possible Solution:

Install compliant signage.

Barrier Priority:

Priority 3 (3):



Building B Interior: 207 - Family Restroom

Barrier: 93

The toilet paper is not installed in the correct location.

Toilet paper dispensers shall be installed within reach, as shown in Illustration B, Fig. 29(b). Dispensers that control delivery, or that do not permit continuous paper flow, shall not be used.

Citation:

1991 ADAS Section: 4.16.6

Conceptual Budget Estimate:

$700.00

Possible Solution:

Reinstall dispenser at accessible location.

Barrier Priority:

Priority 3 (3):



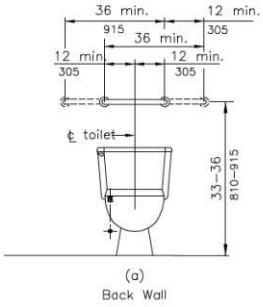

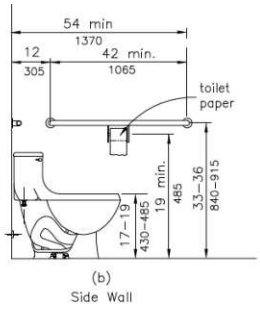

Barrier: 93 Additional Barrier Photos



Building B Interior: 210 - Concessions

Barrier: 94

The element projects more than 4 inches into the circulation path.

Objects that have leading edges between 27 inches and 80 inches from the floor must not project more than 4 inches into the circulation path. Protruding objects that extend to the floor or within 27 inches of the floor are cane detectable and are therefore not hazardous. Where it is necessary or desirable to have objects protrude from the wall, a manner of cane detection must be provided.

Citation:

1991 ADAS Section: 4.4.1

Conceptual Budget Estimate:

$500.00

Possible Solution:

Relocate element out of circulation path.

Barrier Priority:

Priority 1 (1):



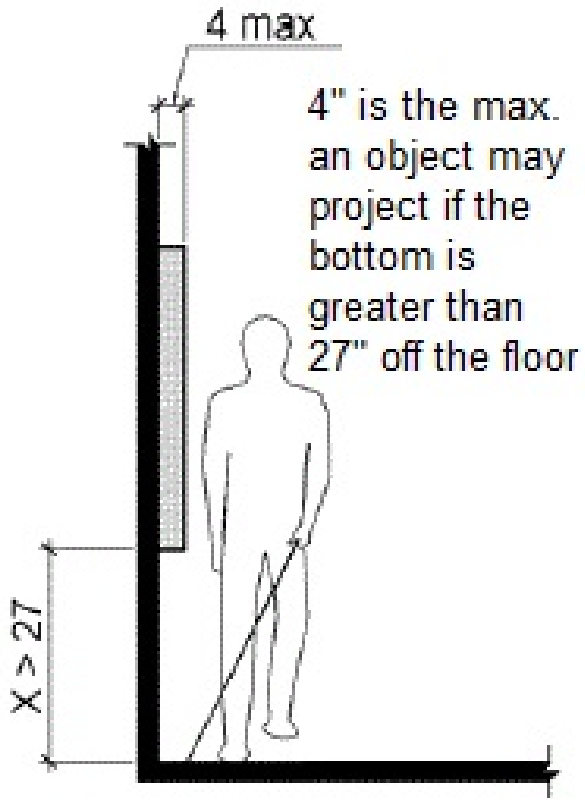

Barrier: 94 Additional Barrier Photos



Site Accessibility Evaluation



Chisenhall Sports Complex Playground
500 W Hidden Creek Pkwy
Burleson, TX 76028
Accessibility Evaluation
Inspection Date: 04/27/2026

Prepared By

Kimley»Horn

(817) 335 - 6511
kimley-horn.com

Cost Summary Disclaimer

The following “Cost report" assigns conceptual budget estimates to each possible solution. The Kimley-Horn has no control over the cost of labor, materials, equipment, or over the Contractor's methods of determining prices or over competitive bidding or market conditions. Opinions of probable costs provided herein are based on the information known to Kimley-Horn at this time and represent only Kimley-Horn's judgment as a design professional familiar with the construction industry. These opinions of costs are for corrective actions and involve a single solution without extensive study, destructive testing, or design. Opinion of costs represent material and labor cost only and do not include other factors such as design, permitting, overhead, and contingencies. The Consultant cannot and does not guarantee that proposals, bids, or actual construction costs will not vary from its opinions of probable costs. If the Client wishes greater assurance as to the amount of any cost, it shall employ an independent cost estimator. Consultant's services required to bring costs within any limitation established by the Client will be paid for as Additional Services.

Standards Defined

Americans with Disabilities Act Standards (ADAS) issued under the Americans with Disabilities Act (ADA) apply to places of public accommodation, commercial facilities, and state and local government facilities in new construction, alterations, and additions. The ADA Standards are based on minimum guidelines set by the Access Board. The ADA standards are issued by the Department of Justice (DOJ) and the Department of Transportation (DOT) and apply to facilities covered by the ADA in new construction and alterations. DOJ’s standards apply to all facilities covered by the ADA, except public transportation facilities, which are subject to DOT’s standards. Both standards are very similar and are closely based on the Board’s ADA Accessibility Guidelines (ADAAG). However, each contains a few unique provisions.

This facility was evaluated to the applicable ADA standards in effect at the time of the evaluation. State and local building codes under which the project was originally constructed are excluded from the evaluations. However, each element should be checked against current standards and codes at the time they are altered for compliance.

Recreation Facility Barrier Priority

Physical barriers to access for recreational facilities were assigned a barrier priority, which are defined in the table below. This barrier prioritization methodology was developed by the Consultant Team and is just one factor for the City of Burleson to consider in developing the Transition Plan implementation strategy (see **Section 5.2 Implementation Schedule** in the Transition Plan for more information).

Barrier Priority	Criteria
1	Accessible approach and entrance.
2	Access to goods and services.
3	Access to public toilet rooms.
4	Access to other items such as water fountains and public telephones.
5	Fully compliant with a previous standard (safe-harbored) but will need to be brought into compliance with a current standard if altered.

Conceptual Budget Estimate Summary

Room / Area	Barrier Count	Conceptual Budget Estimate
Playground	2	$ -
Total	**2**	**$ -**

Barriers **3**

Exterior Elements **3**

Playground **3**

Exterior Elements: Playground

Barrier: 1

Compliance with ASTM F 1292 for Use Zones has not been determined.

Ground surfaces located within use zones shall comply with ASTM F 1292 (1999 edition or 2004 edition).

Citation:

2010 ADAS Section: 1008.2.6.2

Possible Solution:

Surface covering conditionally compliant but must be maintained and compliance can be documented by manufacture certification.

Barrier Priority:

Priority 5 (5):



Exterior Elements: Playground

Barrier: 2

Compliance with ASTM F1951 for accessibility for ground surfaces on accessible routes, clear floor or ground spaces, and turning spaces has not been determined.

Ground surfaces shall comply with ASTM F 1951. Ground surfaces shall be inspected and maintained regularly and frequently to ensure continued compliance with ASTM F 1951.

Citation:

2010 ADAS Section: 1008.2.6.1

Possible Solution:

Surface covering conditionally compliant but must be maintained and compliance can be documented by manufacture certification.

Barrier Priority:

Priority 5 (5):



Site Accessibility Evaluation



Cindy Park
205 NE Cindy Ln
Burleson, TX 76028
Accessibility Evaluation
Inspection Date: 04/24/2026

Prepared By

Kimley»Horn

(817) 335 - 6511
kimley-horn.com

Cost Summary Disclaimer

The following “Cost report" assigns conceptual budget estimates to each possible solution. The Kimley-Horn has no control over the cost of labor, materials, equipment, or over the Contractor's methods of determining prices or over competitive bidding or market conditions. Opinions of probable costs provided herein are based on the information known to Kimley-Horn at this time and represent only Kimley-Horn's judgment as a design professional familiar with the construction industry. These opinions of costs are for corrective actions and involve a single solution without extensive study, destructive testing, or design. Opinion of costs represent material and labor cost only and do not include other factors such as design, permitting, overhead, and contingencies. The Consultant cannot and does not guarantee that proposals, bids, or actual construction costs will not vary from its opinions of probable costs. If the Client wishes greater assurance as to the amount of any cost, it shall employ an independent cost estimator. Consultant's services required to bring costs within any limitation established by the Client will be paid for as Additional Services.

Standards Defined

Americans with Disabilities Act Standards (ADAS) issued under the Americans with Disabilities Act (ADA) apply to places of public accommodation, commercial facilities, and state and local government facilities in new construction, alterations, and additions. The ADA Standards are based on minimum guidelines set by the Access Board. The ADA standards are issued by the Department of Justice (DOJ) and the Department of Transportation (DOT) and apply to facilities covered by the ADA in new construction and alterations. DOJ’s standards apply to all facilities covered by the ADA, except public transportation facilities, which are subject to DOT’s standards. Both standards are very similar and are closely based on the Board’s ADA Accessibility Guidelines (ADAAG). However, each contains a few unique provisions.

This facility was evaluated to the applicable ADA standards in effect at the time of the evaluation. State and local building codes under which the project was originally constructed are excluded from the evaluations. However, each element should be checked against current standards and codes at the time they are altered for compliance.

Park Barrier Priority

Physical barriers to access for parks were assigned a barrier priority, which are defined in the table below. This barrier prioritization methodology was developed by the Consultant Team and is just one factor for the City of Burleson to consider in developing the Transition Plan implementation strategy (see **Section 5.2 Implementation Schedule** in the Transition Plan for more information).

Barrier Priority	Criteria
1	Accessible approach and entrance.
2	Access to goods and services.
3	Access to public toilet rooms.
4	Access to other items such as water fountains and public telephones.
5	Fully compliant with a previous standard (safe-harbored) but will need to be brought into compliance with a current standard if altered.

Conceptual Budget Estimate Summary

Room / Area	Barrier Count	Conceptual Budget Estimate
Sidewalk	5	$ 10,200
Playground	3	$ 2,700
Shelter / Picnic Area	1	$ 4,100
Total	**9**	**$ 17,000**

Barriers 3

Exterior Elements 3

Sidewalk 3

Playground 10

Shelter / Picnic Area 14

Exterior Elements: Sidewalk

Barrier: 1

The curb ramp exceeds the maximum running slope (parallel to the direction of travel) allowable of 8.33%.

Curb ramps should have the least possible slope but in no case more than 8.33% (1:12).

Citation:

2010 ADAS Section: 406.1

Conceptual Budget Estimate:

$6,500.00

Possible Solution:

Remove and reinstall curb ramp.

Barrier Priority:

Priority 1 (1):



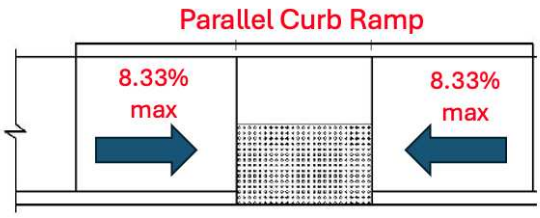

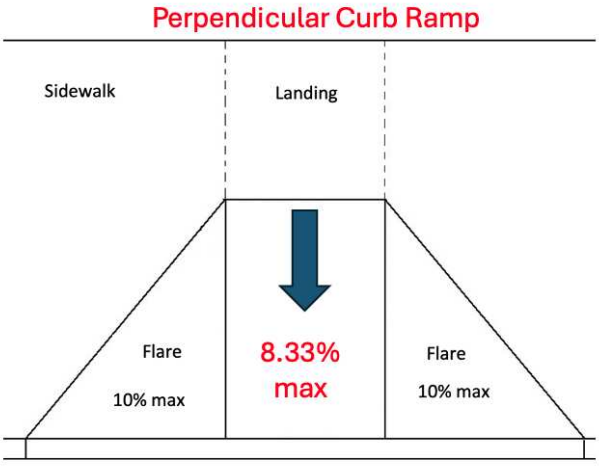

Barrier: 1 Additional Barrier Photos



Exterior Elements: Sidewalk

Barrier: 2

The accessible path of travel has cross slopes greater than 2%.

Surface cross slopes shall not exceed one unit vertical in 48 units horizontal (2-percent slope). When the slope in the direction of travel of any walk exceeds 1 unit vertical in 20 units horizontal (5-percent slope), it must be constructed as a ramp.

Citation:

2010 ADAS Section: 403.3

Conceptual Budget Estimate:

$1,000.00

Possible Solution:

Repave concrete to correct cross slope.

Barrier Priority:

Priority 1 (1):



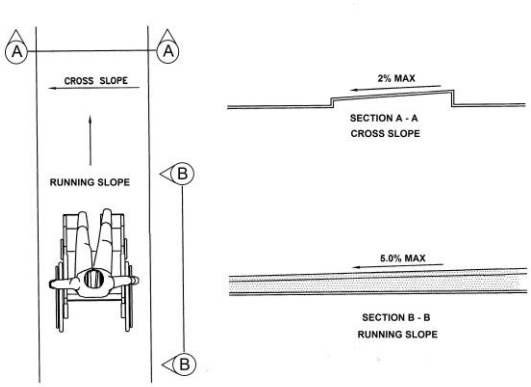

Barrier: 2 Additional Barrier Photos



Exterior Elements: Sidewalk

Barrier: 3

The waste receptacle is not accessible because it does not allow a forward or side approach.

This element must be on an accessible route of travel that is 36 inches wide minimum and provides a 30 inch by 48 inch clear floor space that allows a side or forward approach.

Citation:

2010 ADAS Section: 305.5

Conceptual Budget Estimate:

$900.00

Possible Solution:

Remove and reinstall waste receptacle on accessible route.

Barrier Priority:

Priority 1 (1):



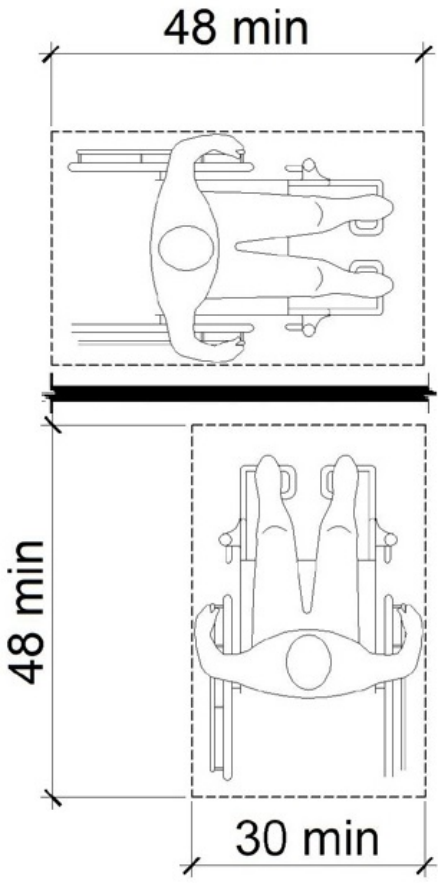

Exterior Elements: Sidewalk

Barrier: 4

The grill is not accessible because it does not allow a forward or side approach.

This element must be on an accessible route of travel that is 36 inches wide minimum and provides a 30 inch by 48 inch clear floor space that allows a side or forward approach.

Citation:

2010 ADAS Section: 305.5

Conceptual Budget Estimate:

$900.00

Possible Solution:

Remove and reinstall grill on accessible route.

Barrier Priority:

Priority 1 (1):



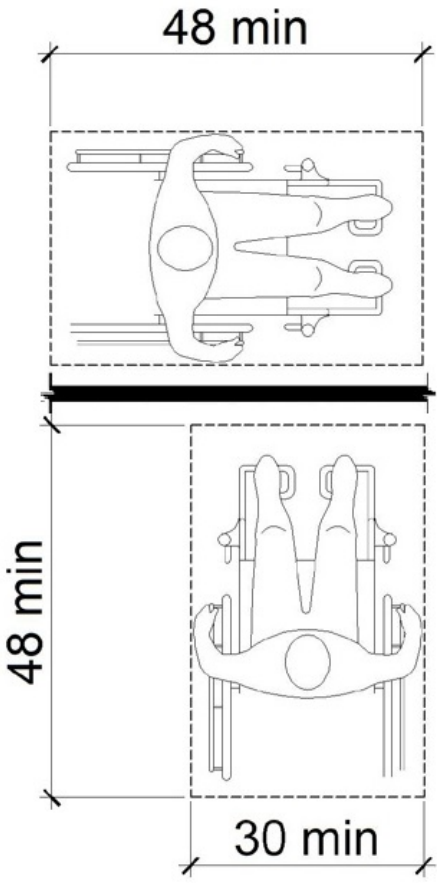

Exterior Elements: Sidewalk

Barrier: 5

The trash can is not accessible because it does not allow a forward or side approach.

This element must be on an accessible route of travel that is 36 inches wide minimum and provides a 30 inch by 48 inch clear floor space that allows a side or forward approach.

Citation:

2010 ADAS Section: 305.5

Conceptual Budget Estimate:

$900.00

Possible Solution:

Remove and reinstall trash can on accessible route.

Barrier Priority:

Priority 4 (4):



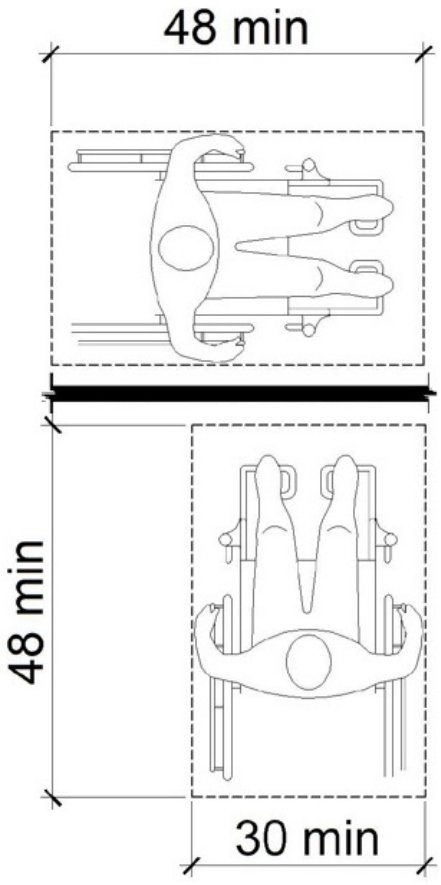

Exterior Elements: Playground

Barrier: 6

Compliance with ASTM F 1292 for Use Zones has not been determined.

Ground surfaces located within use zones shall comply with ASTM F 1292 (1999 edition or 2004 edition).

Citation:

2010 ADAS Section: 1008.2.6.2

Possible Solution:

Surface covering conditionally compliant but must be maintained and compliance can be documented by manufacture certification.

Barrier Priority:

Priority 5 (5):



Exterior Elements: Playground

Barrier: 7

Compliance with ASTM F1951 for accessibility for ground surfaces on accessible routes, clear floor or ground spaces, and turning spaces has not been determined.

Ground surfaces shall comply with ASTM F 1951. Ground surfaces shall be inspected and maintained regularly and frequently to ensure continued compliance with ASTM F 1951.

Citation:

2010 ADAS Section: 1008.2.6.1

Possible Solution:

Surface covering conditionally compliant but must be maintained and compliance can be documented by manufacture certification.

Barrier Priority:

Priority 5 (5):



Exterior Elements: Playground

Barrier: 8

The transfer platform is not within the compliant range above the ground.

The height of transfer platforms shall be 11 inches minimum and 18 inches maximum measured to the top of the surface from the ground or floor surface.

Citation:

2010 ADAS Section: 1008.3.1.2

Conceptual Budget Estimate:

$2,700.00

Possible Solution:

Lower transfer platform.

Barrier Priority:

Priority 2 (2):



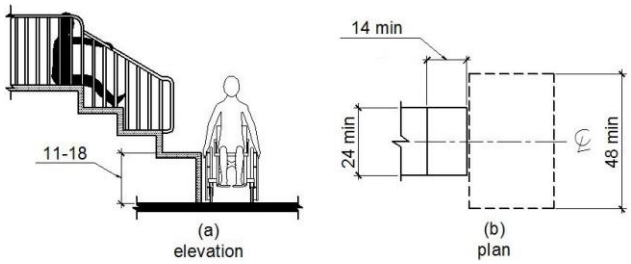

Barrier: 8 Additional Barrier Photos



Exterior Elements: Shelter / Picnic Area

Barrier: 9

Compliant knee and/or toe clearance is not provided.

When seating for persons in wheelchairs is provided at fixed tables or counters, knee spaces at least 27 inches high, 30 inches wide, 11 inches deep, and toe clearance extending an additional 6 inches at 9 inches high shall be provided. The toe clearance shall extend 17" minimum under the element.

Citation:

2010 ADAS Section: 306.2.1

Conceptual Budget Estimate:

$4,100.00

Possible Solution:

Provide accessible table surface with knee and toe clearance.

Barrier Priority:

Priority 4 (4):



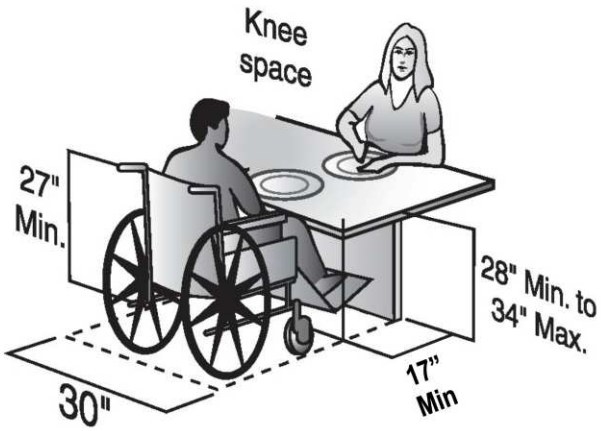

Dining or Work Surface

Barrier: 9 Additional Barrier Photos



Site Accessibility Evaluation



Clark Park
124 N Clark St
Burleson, TX 76028
Accessibility Evaluation
Inspection Date: 04/22/2026

Prepared By

Kimley»Horn

(817) 335 - 6511
kimley-horn.com

Cost Summary Disclaimer

The following “Cost report" assigns conceptual budget estimates to each possible solution. The Kimley-Horn has no control over the cost of labor, materials, equipment, or over the Contractor's methods of determining prices or over competitive bidding or market conditions. Opinions of probable costs provided herein are based on the information known to Kimley-Horn at this time and represent only Kimley-Horn's judgment as a design professional familiar with the construction industry. These opinions of costs are for corrective actions and involve a single solution without extensive study, destructive testing, or design. Opinion of costs represent material and labor cost only and do not include other factors such as design, permitting, overhead, and contingencies. The Consultant cannot and does not guarantee that proposals, bids, or actual construction costs will not vary from its opinions of probable costs. If the Client wishes greater assurance as to the amount of any cost, it shall employ an independent cost estimator. Consultant's services required to bring costs within any limitation established by the Client will be paid for as Additional Services.

Standards Defined

Americans with Disabilities Act Standards (ADAS) issued under the Americans with Disabilities Act (ADA) apply to places of public accommodation, commercial facilities, and state and local government facilities in new construction, alterations, and additions. The ADA Standards are based on minimum guidelines set by the Access Board. The ADA standards are issued by the Department of Justice (DOJ) and the Department of Transportation (DOT) and apply to facilities covered by the ADA in new construction and alterations. DOJ’s standards apply to all facilities covered by the ADA, except public transportation facilities, which are subject to DOT’s standards. Both standards are very similar and are closely based on the Board’s ADA Accessibility Guidelines (ADAAG). However, each contains a few unique provisions.

This facility was evaluated to the applicable ADA standards in effect at the time of the evaluation. State and local building codes under which the project was originally constructed are excluded from the evaluations. However, each element should be checked against current standards and codes at the time they are altered for compliance.

Park Barrier Priority

Physical barriers to access for parks were assigned a barrier priority, which are defined in the table below. This barrier prioritization methodology was developed by the Consultant Team and is just one factor for the City of Burleson to consider in developing the Transition Plan implementation strategy (see **Section 5.2 Implementation Schedule** in the Transition Plan for more information).

Barrier Priority	Criteria
1	Accessible approach and entrance.
2	Access to goods and services.
3	Access to public toilet rooms.
4	Access to other items such as water fountains and public telephones.
5	Fully compliant with a previous standard (safe-harbored) but will need to be brought into compliance with a current standard if altered.

Conceptual Budget Estimate Summary

Room / Area	Barrier Count	Conceptual Budget Estimate
Playground	2	$ -
Benches	2	$ 5,200
Picnic tables	1	$ 4,100
Sidewalk	5	$ 7,100
Total	**10**	**$ 16,400**

Barriers 3

Exterior Elements 3

Playground 3

Benches 5

Picnic tables 7

Sidewalk 9

Exterior Elements: Playground

Barrier: 1

Compliance with ASTM F1951 for accessibility for ground surfaces on accessible routes, clear floor or ground spaces, and turning spaces has not been determined.

Ground surfaces shall comply with ASTM F 1951. Ground surfaces shall be inspected and maintained regularly and frequently to ensure continued compliance with ASTM F 1951.

Citation:

2010 ADAS Section: 1008.2.6.1

Possible Solution:

Surface covering conditionally compliant but must be maintained and compliance can be documented by manufacture certification.

Barrier Priority:

Priority 5 (5):



Exterior Elements: Playground

Barrier: 2

Compliance with ASTM F 1292 for Use Zones has not been determined.

Ground surfaces located within use zones shall comply with ASTM F 1292 (1999 edition or 2004 edition).

Citation:

2010 ADAS Section: 1008.2.6.2

Possible Solution:

Surface covering conditionally compliant but must be maintained and compliance can be documented by manufacture certification.

Barrier Priority:

Priority 5 (5):



Exterior Elements: Benches

Barrier: 3

The element is not accessible because there is not adequate clear floor space for an approach.

The clear floor or ground space shall be 30 inches minimum by 48 inches minimum.

Citation:

2010 ADAS Section: 305.3

Conceptual Budget Estimate:

$2,600.00

Possible Solution:

Install clear floor space for bench.

Barrier Priority:

Priority 4 (4):



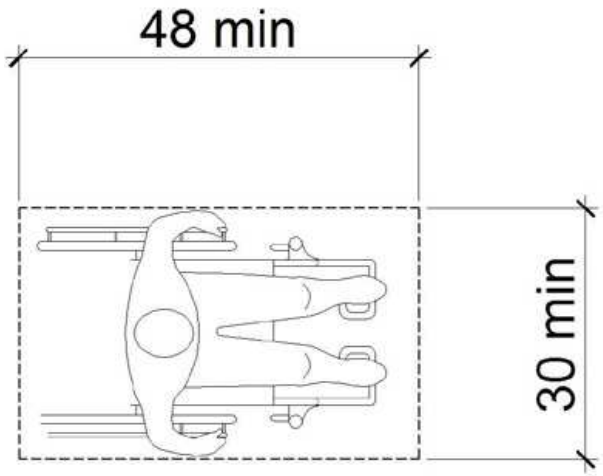

Exterior Elements: Benches

Barrier: 4

The element is not accessible because there is not adequate clear floor space for an approach.

The clear floor or ground space shall be 30 inches minimum by 48 inches minimum.

Citation:

2010 ADAS Section: 305.3

Conceptual Budget Estimate:

$2,600.00

Possible Solution:

Install clear floor space for bench.

Barrier Priority:

Priority 4 (4):



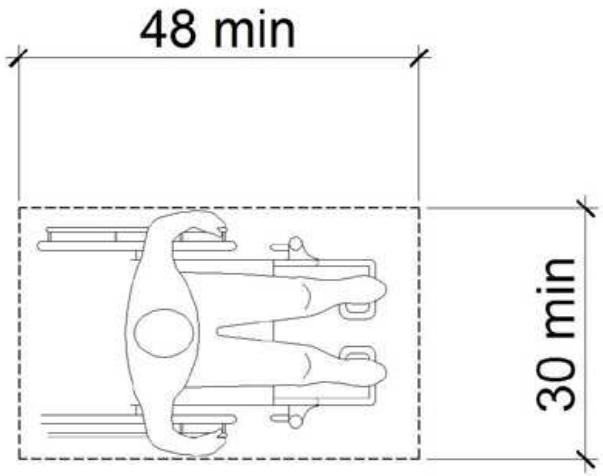

Exterior Elements: Picnic tables

Barrier: 5

Compliant knee and/or toe clearance is not provided.

When seating for persons in wheelchairs is provided at fixed tables or counters, knee spaces at least 27 inches high, 30 inches wide, 11 inches deep, and toe clearance extending an additional 6 inches at 9 inches high shall be provided. The toe clearance shall extend 17" minimum under the element.

Citation:

2010 ADAS Section: 306.2.1

Conceptual Budget Estimate:

$4,100.00

Possible Solution:

Provide accessible table.

Barrier Priority:

Priority 4 (4):



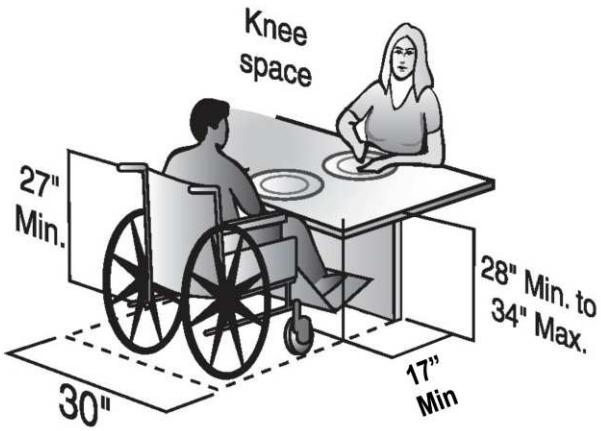

Dining or Work Surface

Barrier: 5 Additional Barrier Photos



Exterior Elements: Sidewalk

Barrier: 6

The curb ramp on the accessible route has cross slopes greater than 2%.

Surface cross slopes shall not exceed one unit vertical in 48 units horizontal (2-percent slope).

Citation:

2010 ADAS Section: 405.3, 406.1

Conceptual Budget Estimate:

$2,200.00

Possible Solution:

Remove and install compliant curb ramp.

Barrier Priority:

Priority 1 (1):



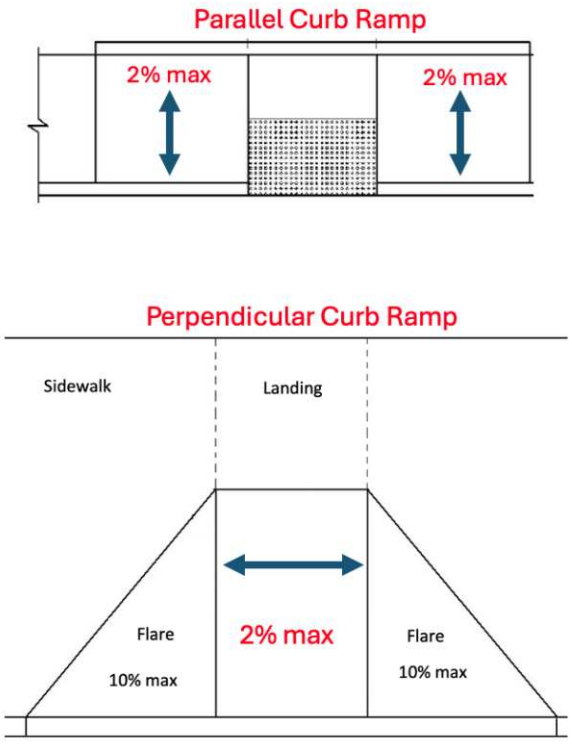

Barrier: 6 Additional Barrier Photos



Exterior Elements: Sidewalk

Barrier: 7

The curb ramp exceeds the maximum running slope (parallel to the direction of travel) allowable of 8.33%.

Curb ramps should have the least possible slope but in no case more than 8.33% (1:12).

Citation:

2010 ADAS Section: 406.1

Conceptual Budget Estimate:

$2,200.00

Possible Solution:

Remove and install compliant curb ramp.

Barrier Priority:

Priority 1 (1):



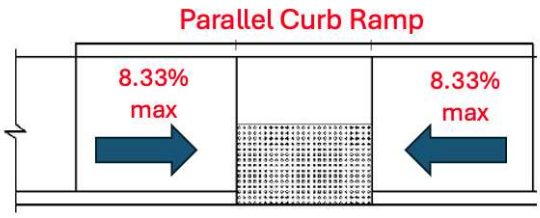

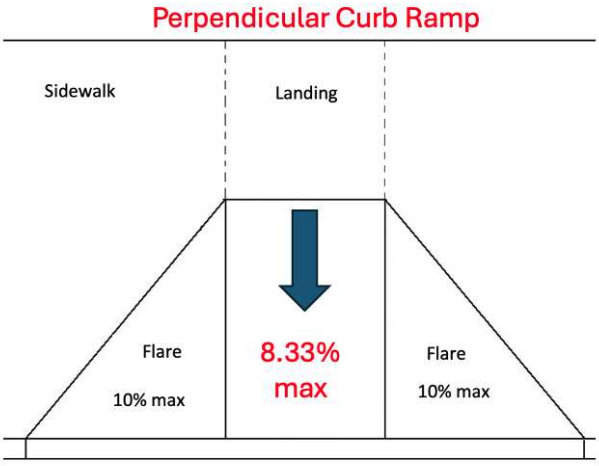

Barrier: 7 Additional Barrier Photos



Exterior Elements: Sidewalk

Barrier: 8

The trash can is positioned too high for either a side or front approach.

Where a clear floor or ground space allows a parallel approach to an element and the side reach is unobstructed, the high side reach shall be 48 inches maximum and the low side reach shall be 15 inches minimum above the finish floor or ground.

Where a forward reach is unobstructed, the high forward reach shall be 48 inches maximum and the low forward reach shall be 15 inches minimum above the finish floor or ground.

Citation:

2010 ADAS Section: 308.1

Conceptual Budget Estimate:

$900.00

Possible Solution:

Lower trash can and reinstall on an accessible route with compliant clear floor space and reach range.

Barrier Priority:

Priority 4 (4):



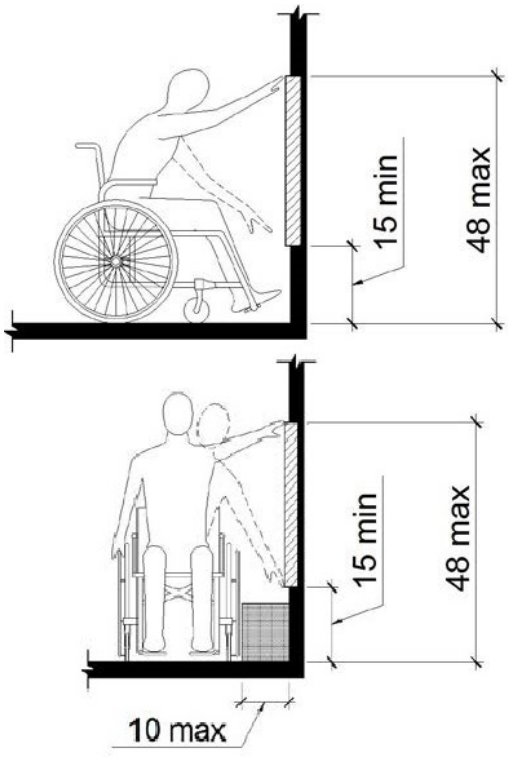

Barrier: 8 Additional Barrier Photos



Exterior Elements: Sidewalk

Barrier: 9

The trash can is positioned too high for either a side or front approach.

Where a clear floor or ground space allows a parallel approach to an element and the side reach is unobstructed, the high side reach shall be 48 inches maximum and the low side reach shall be 15 inches minimum above the finish floor or ground.

Where a forward reach is unobstructed, the high forward reach shall be 48 inches maximum and the low forward reach shall be 15 inches minimum above the finish floor or ground.

Citation:

2010 ADAS Section: 308.1

Conceptual Budget Estimate:

$900.00

Possible Solution:

Lower trash can and reinstall on an accessible route with compliant clear floor space and reach range.

Barrier Priority:

Priority 4 (4):



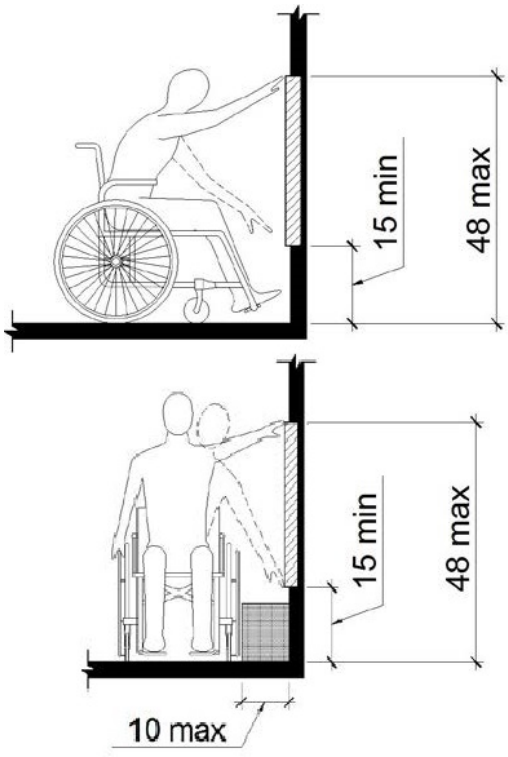

Barrier: 9 Additional Barrier Photos



Exterior Elements: Sidewalk

Barrier: 10

The trash can is positioned too high for either a side or front approach.

Where a clear floor or ground space allows a parallel approach to an element and the side reach is unobstructed, the high side reach shall be 48 inches maximum and the low side reach shall be 15 inches minimum above the finish floor or ground.

Where a forward reach is unobstructed, the high forward reach shall be 48 inches maximum and the low forward reach shall be 15 inches minimum above the finish floor or ground.

Citation:

2010 ADAS Section: 308.1

Conceptual Budget Estimate:

$900.00

Possible Solution:

Lower trash can and reinstall on an accessible route with compliant clear floor space and reach range.

Barrier Priority:

Priority 4 (4):



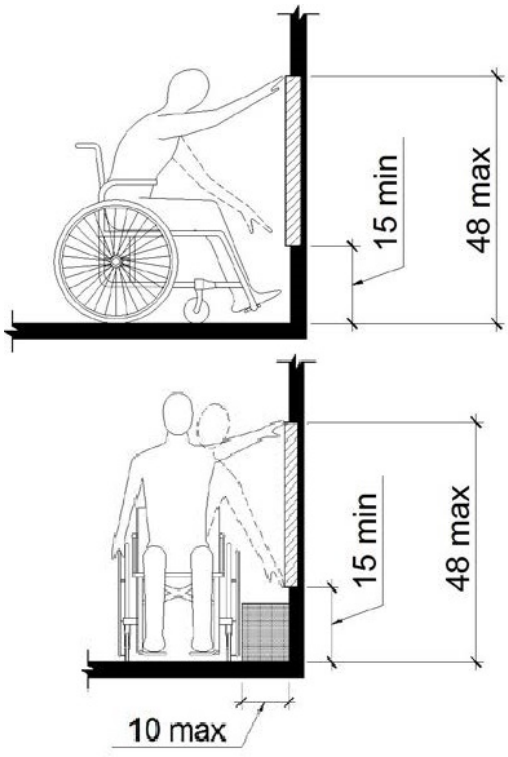

Barrier: 10 Additional Barrier Photos



Site Accessibility Evaluation



Claudia's Playground
933 W Bend Blvd
Burleson, TX 76028
Accessibility Evaluation
Inspection Date: 04/22/2026

Prepared By

Kimley»Horn

(817) 335 - 6511
kimley-horn.com

Cost Summary Disclaimer

The following “Cost report" assigns conceptual budget estimates to each possible solution. The Kimley-Horn has no control over the cost of labor, materials, equipment, or over the Contractor's methods of determining prices or over competitive bidding or market conditions. Opinions of probable costs provided herein are based on the information known to Kimley-Horn at this time and represent only Kimley-Horn's judgment as a design professional familiar with the construction industry. These opinions of costs are for corrective actions and involve a single solution without extensive study, destructive testing, or design. Opinion of costs represent material and labor cost only and do not include other factors such as design, permitting, overhead, and contingencies. The Consultant cannot and does not guarantee that proposals, bids, or actual construction costs will not vary from its opinions of probable costs. If the Client wishes greater assurance as to the amount of any cost, it shall employ an independent cost estimator. Consultant's services required to bring costs within any limitation established by the Client will be paid for as Additional Services.

Standards Defined

Americans with Disabilities Act Standards (ADAS) issued under the Americans with Disabilities Act (ADA) apply to places of public accommodation, commercial facilities, and state and local government facilities in new construction, alterations, and additions. The ADA Standards are based on minimum guidelines set by the Access Board. The ADA standards are issued by the Department of Justice (DOJ) and the Department of Transportation (DOT) and apply to facilities covered by the ADA in new construction and alterations. DOJ’s standards apply to all facilities covered by the ADA, except public transportation facilities, which are subject to DOT’s standards. Both standards are very similar and are closely based on the Board’s ADA Accessibility Guidelines (ADAAG). However, each contains a few unique provisions.

This facility was evaluated to the applicable ADA standards in effect at the time of the evaluation. State and local building codes under which the project was originally constructed are excluded from the evaluations. However, each element should be checked against current standards and codes at the time they are altered for compliance.

Park Barrier Priority

Physical barriers to access for parks were assigned a barrier priority, which are defined in the table below. This barrier prioritization methodology was developed by the Consultant Team and is just one factor for the City of Burleson to consider in developing the Transition Plan implementation strategy (see **Section 5.2 Implementation Schedule** in the Transition Plan for more information).

Barrier Priority	Criteria
1	Accessible approach and entrance.
2	Access to goods and services.
3	Access to public toilet rooms.
4	Access to other items such as water fountains and public telephones.
5	Fully compliant with a previous standard (safe-harbored) but will need to be brought into compliance with a current standard if altered.

Conceptual Budget Estimate Summary

Room / Area	Barrier Count	Conceptual Budget Estimate
Parking	1	$ 3,600
Sidewalk	1	$ 200
Playground	2	$ -
Water Fountain	3	$ 5,100
Total	**7**	**$ 8,900**

Barriers 3

Exterior Elements 3

Parking 3

Sidewalk 4

Playground 5

Water Fountain 7

Exterior Elements: Parking

Barrier: 1

There are no accessible parking spaces.

Each lot where parking is provided for the public as clients, guests or employees, shall provide accessible parking and shall be located on the shortest accessible route of travel from adjacent parking to an accessible entrance.

There are a total of 3 parking spaces in the parking lot that could be reasonably associated with this facility. There should be a minimum of 1 accessible spaces with a minimum of 1 being designed as van accessible.

Citation:

2010 ADAS Section: 208.2

Conceptual Budget Estimate:

$3,600.00

Possible Solution:

Install required number of accessible parking spaces.

Barrier Priority:

Priority 1 (1):



Total Number of Parking Spaces Provided in Parking Facility	Minimum Number of Required Accessible Parking Spaces
1 to 25	1
26 to 50	2
51 to 75	3
76 to 100	4
101 to 150	5
151 to 200	6
201 to 300	7
301 to 400	8
401 to 500	9
501 to 1000	2 percent of total
1001 and over	20, plus 1 for each 100, or fraction thereof, over 1000

Exterior Elements: Sidewalk

Barrier: 2

The element is not accessible because it does not allow a forward or side approach.

This element must be on an accessible route of travel that is 36 inches wide minimum and provides a 30 inch by 48 inch clear floor space that allows a side or forward approach.

Citation:

2010 ADAS Section: 305.5

Conceptual Budget Estimate:

$200.00

Possible Solution:

Move element to allow approach on accessible route of travel.

Barrier Priority:

Priority 1 (1):



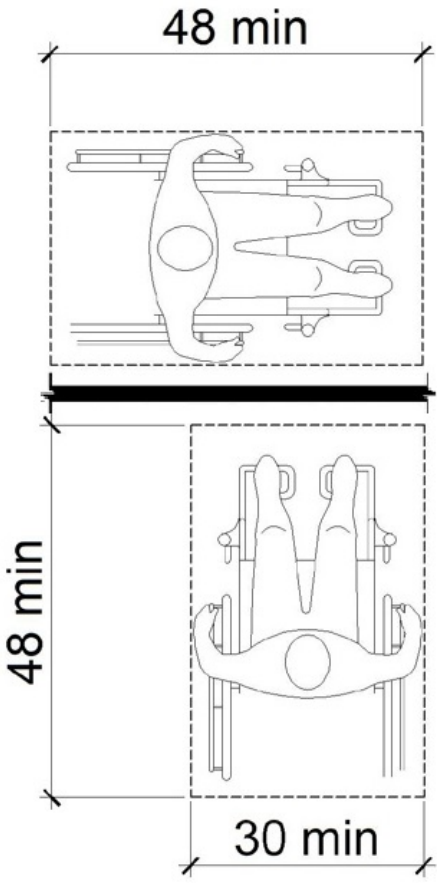

Exterior Elements: Playground

Barrier: 3

Compliance with ASTM F1951 for accessibility for ground surfaces on accessible routes, clear floor or ground spaces, and turning spaces has not been determined.

Ground surfaces shall comply with ASTM F 1951. Ground surfaces shall be inspected and maintained regularly and frequently to ensure continued compliance with ASTM F 1951.

Citation:

2010 ADAS Section: 1008.2.6.1

Possible Solution:

Surface covering conditionally compliant but must be maintained and compliance can be documented by manufacture certification.

Barrier Priority:

Priority 5 (5):



Exterior Elements: Playground

Barrier: 4

Compliance with ASTM F 1292 for Use Zones has not been determined.

Ground surfaces located within use zones shall comply with ASTM F 1292 (1999 edition or 2004 edition).

Citation:

2010 ADAS Section: 1008.2.6.2

Possible Solution:

Surface covering conditionally compliant but must be maintained and compliance can be documented by manufacture certification.

Barrier Priority:

Priority 5 (5):



Exterior Elements: Water Fountain

Barrier: 5

The clear floor space required at the element is not flat (2% or 1:48 maximum slope) in all directions.

Changes in level are not permitted at required clear floor or ground space except that slopes not steeper than 1:48 shall be permitted.

Citation:

2010 ADAS Section: 305.2

Conceptual Budget Estimate:

$3,200.00

Possible Solution:

Remove and install clear floor space for drinking fountain.

Barrier Priority:

Priority 4 (4):



Barrier: 5 Additional Barrier Photos



Exterior Elements: Water Fountain

Barrier: 6

The spout location on the drinking fountain is not compliant.

The spout shall be located 15 inches minimum from the vertical support and 5 inches maximum from the front edge of the unit, including bumpers.

Citation:

2010 ADAS Section: 602.5

Conceptual Budget Estimate:

$1,700.00

Possible Solution:

Modify spout placement for drinking fountain.

Barrier Priority:

Priority 4 (4):



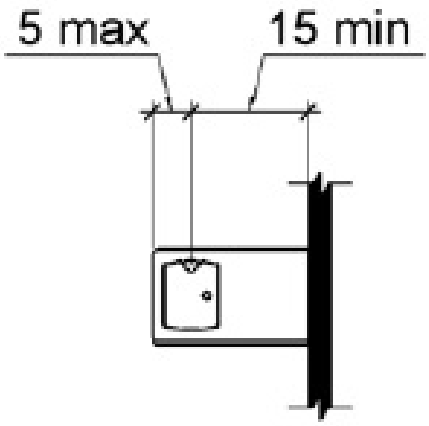

Barrier: 6 Additional Barrier Photos





Exterior Elements: Water Fountain

Barrier: 7

The water flow does not meet minimum height requirements.

The spout shall provide a flow of water 4 inches high minimum. The angle of the water stream from spouts within 3 inches of the front of the drinking fountain shall be 30 degrees maximum, and from spouts between 3 inches and 5 inches from the front of the unit, the angle of the water stream shall be 15 degrees maximum.

Citation:

2010 ADAS Section: 602.6

Conceptual Budget Estimate:

$200.00

Possible Solution:

Modify water flow of drinking fountain.

Barrier Priority:

Priority 4 (4):





Site Accessibility Evaluation



Elk Ridge Park
1016 Dorsey St
Burleson, TX 76028
Accessibility Evaluation
Inspection Date: 04/22/2026

Prepared By

Kimley»Horn

(817) 335 - 6511
kimley-horn.com

Cost Summary Disclaimer

The following “Cost report" assigns conceptual budget estimates to each possible solution. The Kimley-Horn has no control over the cost of labor, materials, equipment, or over the Contractor's methods of determining prices or over competitive bidding or market conditions. Opinions of probable costs provided herein are based on the information known to Kimley-Horn at this time and represent only Kimley-Horn's judgment as a design professional familiar with the construction industry. These opinions of costs are for corrective actions and involve a single solution without extensive study, destructive testing, or design. Opinion of costs represent material and labor cost only and do not include other factors such as design, permitting, overhead, and contingencies. The Consultant cannot and does not guarantee that proposals, bids, or actual construction costs will not vary from its opinions of probable costs. If the Client wishes greater assurance as to the amount of any cost, it shall employ an independent cost estimator. Consultant's services required to bring costs within any limitation established by the Client will be paid for as Additional Services.

Standards Defined

Americans with Disabilities Act Standards (ADAS) issued under the Americans with Disabilities Act (ADA) apply to places of public accommodation, commercial facilities, and state and local government facilities in new construction, alterations, and additions. The ADA Standards are based on minimum guidelines set by the Access Board. The ADA standards are issued by the Department of Justice (DOJ) and the Department of Transportation (DOT) and apply to facilities covered by the ADA in new construction and alterations. DOJ’s standards apply to all facilities covered by the ADA, except public transportation facilities, which are subject to DOT’s standards. Both standards are very similar and are closely based on the Board’s ADA Accessibility Guidelines (ADAAG). However, each contains a few unique provisions.

This facility was evaluated to the applicable ADA standards in effect at the time of the evaluation. State and local building codes under which the project was originally constructed are excluded from the evaluations. However, each element should be checked against current standards and codes at the time they are altered for compliance.

Park Barrier Priority

Physical barriers to access for parks were assigned a barrier priority, which are defined in the table below. This barrier prioritization methodology was developed by the Consultant Team and is just one factor for the City of Burleson to consider in developing the Transition Plan implementation strategy (see **Section 5.2 Implementation Schedule** in the Transition Plan for more information).

Barrier Priority	Criteria
1	Accessible approach and entrance.
2	Access to goods and services.
3	Access to public toilet rooms.
4	Access to other items such as water fountains and public telephones.
5	Fully compliant with a previous standard (safe-harbored) but will need to be brought into compliance with a current standard if altered.

Conceptual Budget Estimate Summary

Room / Area	Barrier Count	Conceptual Budget Estimate
Sidewalk	3	$ 5,200
Benches	4	$ 8,400
Shelter / Picnic Area	1	$ 4,100
Total	**8**	**$ 17,700**

Barriers 3

Exterior Elements 3

Sidewalk 3

Benches 8

Shelter / Picnic Area 12

Exterior Elements: Sidewalk

Barrier: 1

The element is not accessible because it does not allow a forward or side approach.

This element must be on an accessible route of travel that is 36 inches wide minimum and provides a 30 inch by 48 inch clear floor space that allows a side or forward approach.

Citation:

2010 ADAS Section: 305.5

Conceptual Budget Estimate:

$900.00

Possible Solution:

Remove and reinstall receptacle on accessible path of travel.

Barrier Priority:

Priority 1 (1):



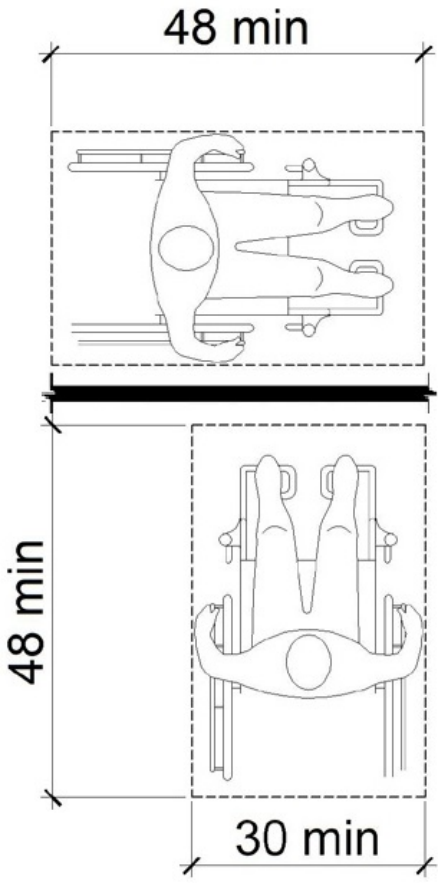

Exterior Elements: Sidewalk

Barrier: 2

There is not enough knee clearance under the drinking fountain.

The drinking fountain must have a clear knee space between the bottom of the drinking fountain and the floor not less than 27 inches in height, 30 inches in width, and 8 inches in depth.

Citation:

2010 ADAS Section: 602.2

Conceptual Budget Estimate:

$1,700.00

Possible Solution:

Reinstall drinking fountain.

Barrier Priority:

Priority 4 (4):



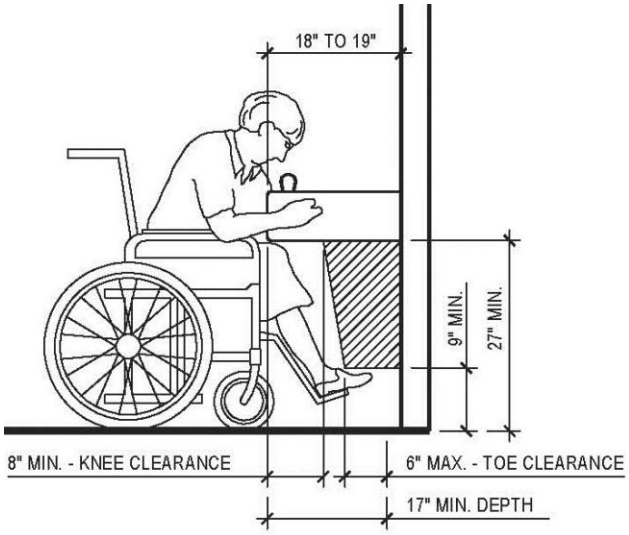

Barrier: 2 Additional Barrier Photos



Exterior Elements: Sidewalk

Barrier: 3

The clear floor space required at accessible drinking fountains is not positioned for a forward approach.

Units shall have a clear floor or ground space positioned for a forward approach and centered on the unit.

Citation:

2010 ADAS Section: 602.2

Conceptual Budget Estimate:

$2,600.00

Possible Solution:

Remove and reinstall clear floor space.

Barrier Priority:

Priority 4 (4):



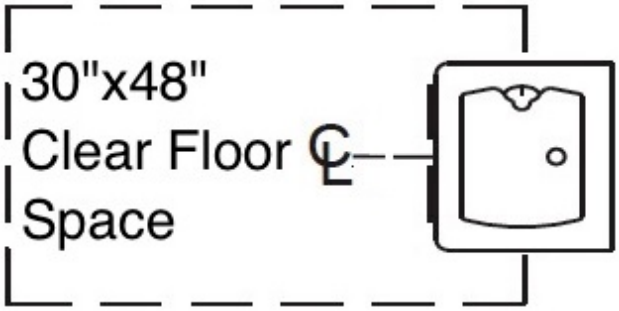

Barrier: 3 Additional Barrier Photos



Exterior Elements: Benches

Barrier: 4

The element is not accessible because it does not allow a forward or side approach.

This element must be on an accessible route of travel that is 36 inches wide minimum and provides a 30 inch by 48 inch clear floor space that allows a side or forward approach.

Citation:

2010 ADAS Section: 305.5

Conceptual Budget Estimate:

$2,600.00

Possible Solution:

Install accessible route for bench.

Barrier Priority:

Priority 4 (4):



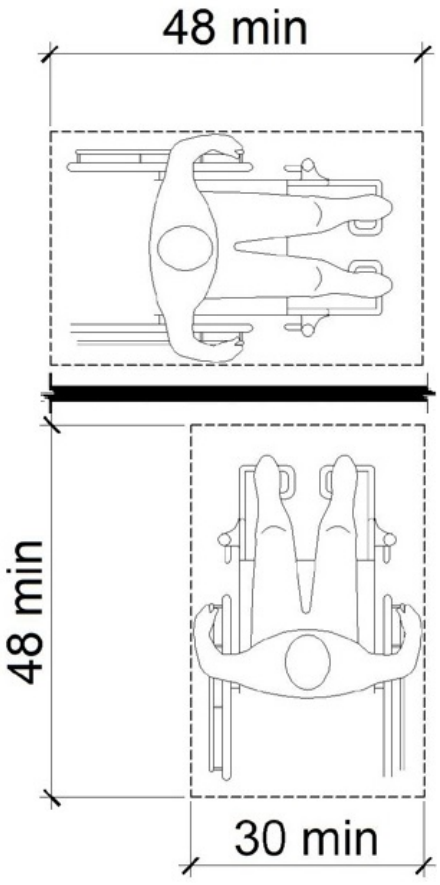

Exterior Elements: Benches

Barrier: 5

The element is not accessible because it does not allow a forward or side approach.

This element must be on an accessible route of travel that is 36 inches wide minimum and provides a 30 inch by 48 inch clear floor space that allows a side or forward approach.

Citation:

2010 ADAS Section: 305.5

Conceptual Budget Estimate:

$2,600.00

Possible Solution:

Install accessible route for bench.

Barrier Priority:

Priority 4 (4):



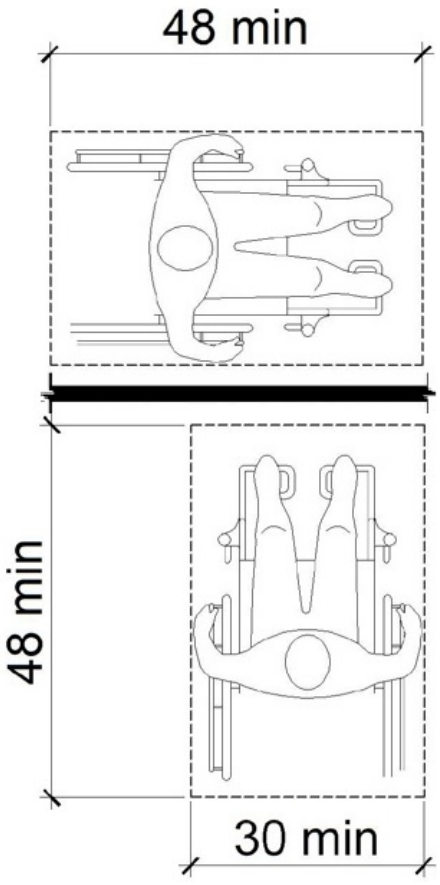

Exterior Elements: Benches

Barrier: 6

The element is not accessible because there is not adequate clear floor space for an approach.

The clear floor or ground space shall be 30 inches minimum by 48 inches minimum.

Citation:

2010 ADAS Section: 305.3

Conceptual Budget Estimate:

$2,600.00

Possible Solution:

Install clear floor space for bench.

Barrier Priority:

Priority 4 (4):



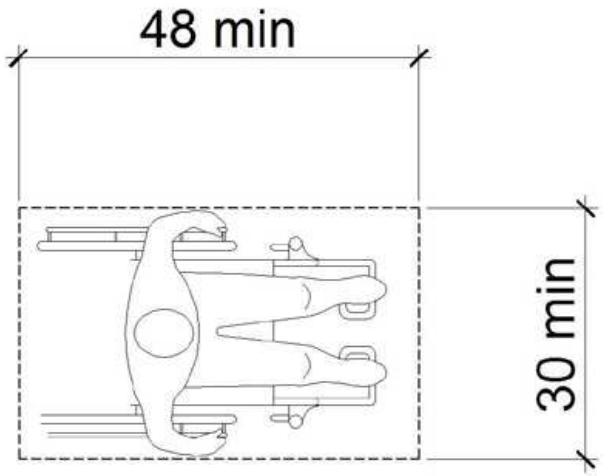

Exterior Elements: Benches

Barrier: 7

The element is not accessible because there is not adequate clear floor space for an approach.

The clear floor or ground space shall be 30 inches minimum by 48 inches minimum.

Citation:

2010 ADAS Section: 305.3

Conceptual Budget Estimate:

$600.00

Possible Solution:

Install clear floor space for bench.

Barrier Priority:

Priority 4 (4):



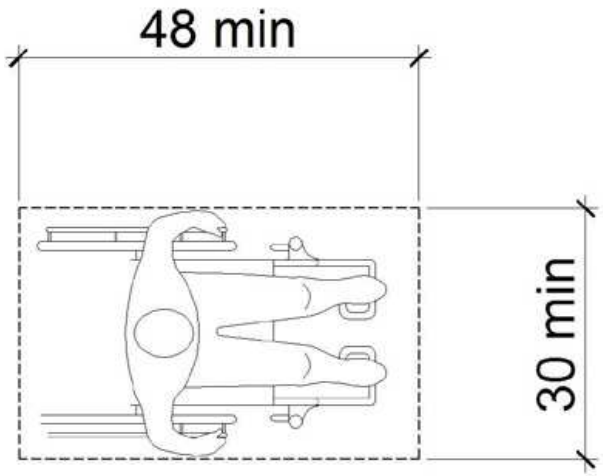

Exterior Elements: Shelter / Picnic Area

Barrier: 8

There are no accessible tables.

At least 5% of each type in each functional area of dining surfaces must be accessible and must be dispersed throughout the space or facility containing dining surfaces. An accessible table must be on an accessible route (36 inches minimum) and have knee and toe spaces at least 27 inches high, 30 inches wide and 17 inches deep. The tops of tables and counters shall be 28 inches to 34 inches from the floor or ground.

Citation:

2010 ADAS Section: 226.1

Conceptual Budget Estimate:

$4,100.00

Possible Solution:

Provide accessible table.

Barrier Priority:

Priority 4 (4):



Barrier: 8 Additional Barrier Photos



Site Accessibility Evaluation



Heberle Park and Trail
812 Tyler Ct
Burleson, TX 76028
Accessibility Evaluation
Inspection Date: 04/22/2026

Prepared By

Kimley»Horn

(817) 335 - 6511
kimley-horn.com

Cost Summary Disclaimer

The following “Cost report" assigns conceptual budget estimates to each possible solution. The Kimley-Horn has no control over the cost of labor, materials, equipment, or over the Contractor's methods of determining prices or over competitive bidding or market conditions. Opinions of probable costs provided herein are based on the information known to Kimley-Horn at this time and represent only Kimley-Horn's judgment as a design professional familiar with the construction industry. These opinions of costs are for corrective actions and involve a single solution without extensive study, destructive testing, or design. Opinion of costs represent material and labor cost only and do not include other factors such as design, permitting, overhead, and contingencies. The Consultant cannot and does not guarantee that proposals, bids, or actual construction costs will not vary from its opinions of probable costs. If the Client wishes greater assurance as to the amount of any cost, it shall employ an independent cost estimator. Consultant's services required to bring costs within any limitation established by the Client will be paid for as Additional Services.

Standards Defined

Americans with Disabilities Act Standards (ADAS) issued under the Americans with Disabilities Act (ADA) apply to places of public accommodation, commercial facilities, and state and local government facilities in new construction, alterations, and additions. The ADA Standards are based on minimum guidelines set by the Access Board. The ADA standards are issued by the Department of Justice (DOJ) and the Department of Transportation (DOT) and apply to facilities covered by the ADA in new construction and alterations. DOJ’s standards apply to all facilities covered by the ADA, except public transportation facilities, which are subject to DOT’s standards. Both standards are very similar and are closely based on the Board’s ADA Accessibility Guidelines (ADAAG). However, each contains a few unique provisions.

This facility was evaluated to the applicable ADA standards in effect at the time of the evaluation. State and local building codes under which the project was originally constructed are excluded from the evaluations. However, each element should be checked against current standards and codes at the time they are altered for compliance.

Park Barrier Priority

Physical barriers to access for parks were assigned a barrier priority, which are defined in the table below. This barrier prioritization methodology was developed by the Consultant Team and is just one factor for the City of Burleson to consider in developing the Transition Plan implementation strategy (see **Section 5.2 Implementation Schedule** in the Transition Plan for more information).

Barrier Priority	Criteria
1	Accessible approach and entrance.
2	Access to goods and services.
3	Access to public toilet rooms.
4	Access to other items such as water fountains and public telephones.
5	Fully compliant with a previous standard (safe-harbored) but will need to be brought into compliance with a current standard if altered.

Conceptual Budget Estimate Summary

Room / Area	Barrier Count	Conceptual Budget Estimate
Sidewalk	1	$ 1,100
Playground	2	$ -
Water Fountain	1	$ 1,700
Picnic tables	4	$ 11,800
Paved Trail	2	$ 5,200
Total	**10**	**$ 19,800**

Barriers 3

Exterior Elements 3

Sidewalk 3

Playground 5

Water Fountain 7

Picnic tables 9

Paved Trail 15

Exterior Elements: Sidewalk

Barrier: 1

The walkway contains abrupt vertical edges and/or variations over a 1/2 inch.

1/4 inch is the maximum vertical rise. Changes in level between 1/4 inch and 1/2 inch must be beveled at 1:2 or less.

Changes in level greater than 1/2 inch must be by way of a ramp.

Citation:

2010 ADAS Section: 303.3, 303.2

Conceptual Budget Estimate:

$1,100.00

Possible Solution:

Raise meter lid to be flush with adjacent surface.

Barrier Priority:

Priority 1 (1):



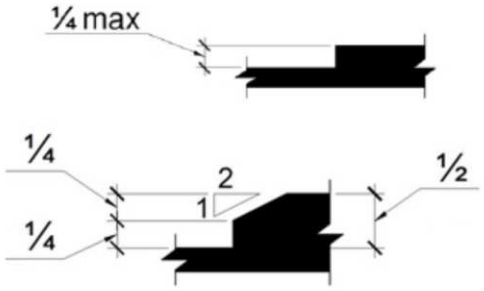

Barrier: 1 Additional Barrier Photos



Exterior Elements: Playground

Barrier: 2

Compliance with ASTM F 1292 for Use Zones has not been determined.

Ground surfaces located within use zones shall comply with ASTM F 1292 (1999 edition or 2004 edition).

Citation:

2010 ADAS Section: 1008.2.6.2

Possible Solution:

Surface covering conditionally compliant but must be maintained and compliance can be documented by manufacture certification.

Barrier Priority:

Priority 5 (5):



Exterior Elements: Playground

Barrier: 3

Compliance with ASTM F1951 for accessibility for ground surfaces on accessible routes, clear floor or ground spaces, and turning spaces has not been determined.

Ground surfaces shall comply with ASTM F 1951. Ground surfaces shall be inspected and maintained regularly and frequently to ensure continued compliance with ASTM F 1951.

Citation:

2010 ADAS Section: 1008.2.6.1

Possible Solution:

Surface covering conditionally compliant but must be maintained and compliance can be documented by manufacture certification.

Barrier Priority:

Priority 5 (5):



Exterior Elements: Water Fountain

Barrier: 4

There is not enough knee clearance under the drinking fountain.

The drinking fountain must have a clear knee space between the bottom of the drinking fountain and the floor not less than 27 inches in height, 30 inches in width, and 8 inches in depth.

Citation:

2010 ADAS Section: 602.2

Conceptual Budget Estimate:

$1,700.00

Possible Solution:

Reinstall drinking fountain.

Barrier Priority:

Priority 4 (4):



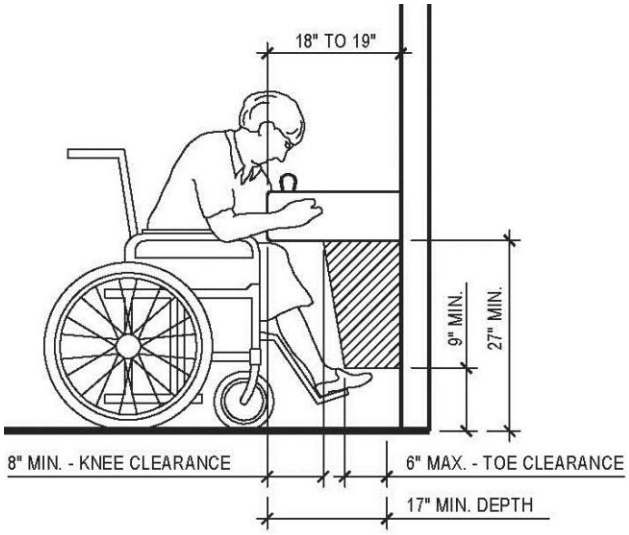

Barrier: 4 Additional Barrier Photos



Exterior Elements: Picnic tables

Barrier: 5

The element is not accessible because it does not allow a forward or side approach.

This element must be on an accessible route of travel that is 36 inches wide minimum and provides a 30 inch by 48 inch clear floor space that allows a side or forward approach.

Citation:

2010 ADAS Section: 305.5

Conceptual Budget Estimate:

$4,100.00

Possible Solution:

Install accessible route to table.

Barrier Priority:

Priority 4 (4):



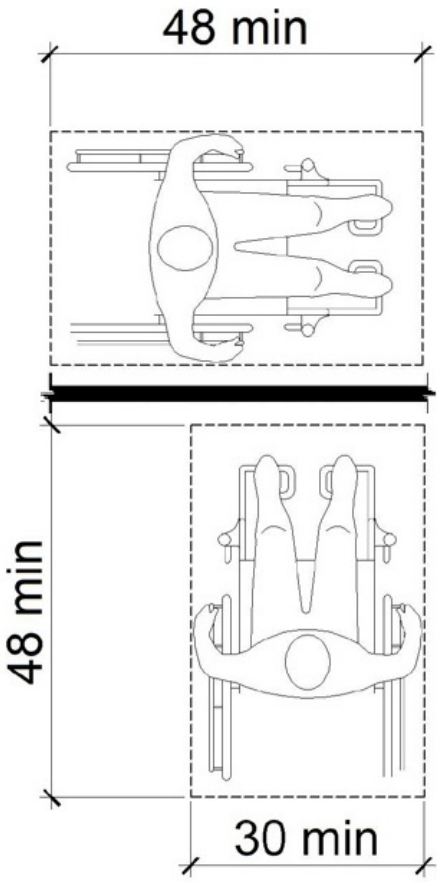

Exterior Elements: Picnic tables

Barrier: 6

There are no accessible tables.

At least 5% of each type in each functional area of dining surfaces must be accessible and must be dispersed throughout the space or facility containing dining surfaces. An accessible table must be on an accessible route (36 inches minimum) and have knee and toe spaces at least 27 inches high, 30 inches wide and 17 inches deep. The tops of tables and counters shall be 28 inches to 34 inches from the floor or ground.

Citation:

2010 ADAS Section: 226.1

Conceptual Budget Estimate:

$4,100.00

Possible Solution:

Provide accessible outdoor table.

Barrier Priority:

Priority 4 (4):



Barrier: 6 Additional Barrier Photos



Exterior Elements: Picnic tables

Barrier: 7

The element is not accessible because it does not allow a forward or side approach.

This element must be on an accessible route of travel that is 36 inches wide minimum and provides a 30 inch by 48 inch clear floor space that allows a side or forward approach.

Citation:

2010 ADAS Section: 305.5

Conceptual Budget Estimate:

$2,700.00

Possible Solution:

Install accessible route and clear floor space for the element.

Barrier Priority:

Priority 1 (1):



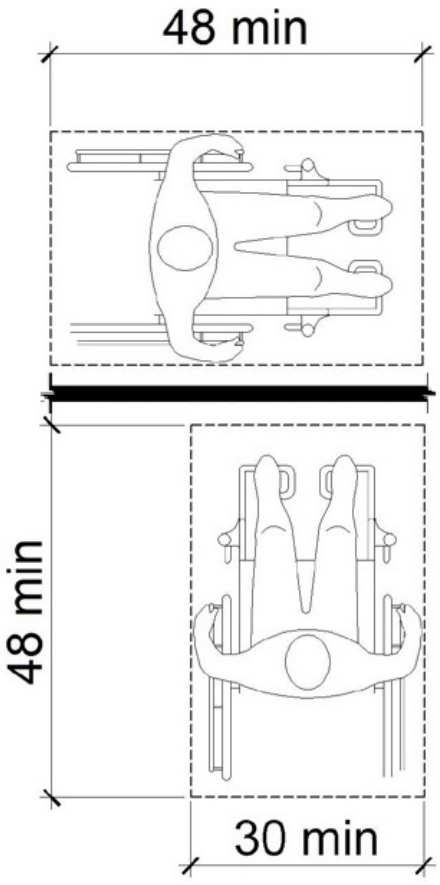

Exterior Elements: Picnic tables

Barrier: 8

The dispenser's operation mechanism is not within the allowable reach range.

Dispensers must have all operable parts a minimum of 15 inches and a maximum of 48 inches above the floor.

Citation:

2010 ADAS Section: 308.2.1

Conceptual Budget Estimate:

$900.00

Possible Solution:

Lower trash can.

Barrier Priority:

Priority 4 (4):



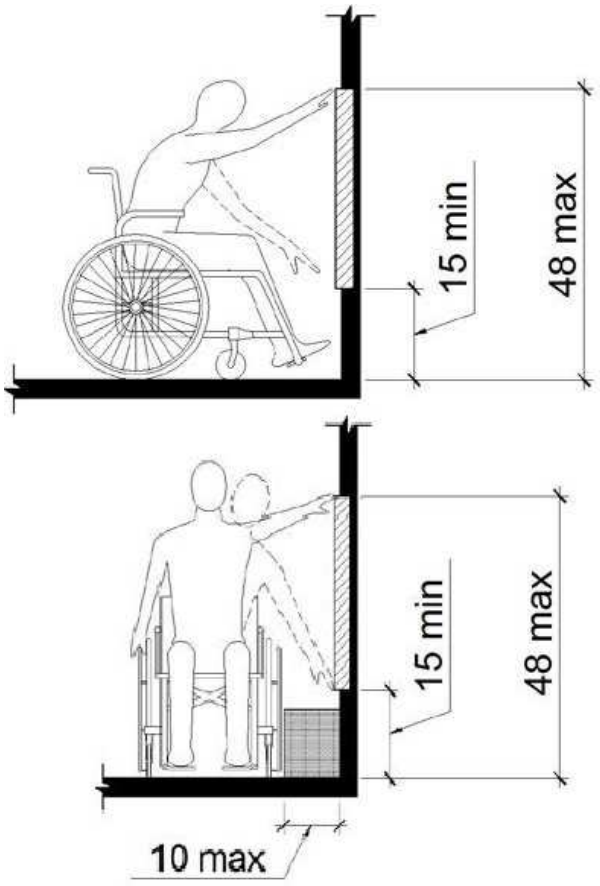

Barrier: 8 Additional Barrier Photos



Exterior Elements: Paved Trail

Barrier: 9

The element is not accessible because there is not adequate clear floor space for an approach.

The clear floor or ground space shall be 30 inches minimum by 48 inches minimum.

Citation:

2010 ADAS Section: 305.3

Conceptual Budget Estimate:

$2,600.00

Possible Solution:

Install clear floor space for bench.

Barrier Priority:

Priority 4 (4):



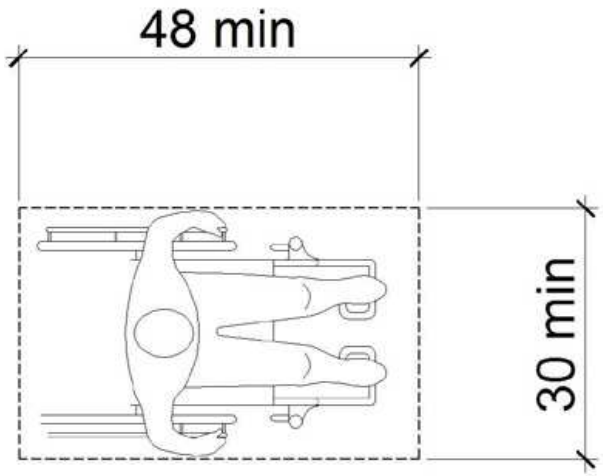

Exterior Elements: Paved Trail

Barrier: 10

The element is not accessible because it does not allow a forward or side approach.

This element must be on an accessible route of travel that is 36 inches wide minimum and provides a 30 inch by 48 inch clear floor space that allows a side or forward approach.

Citation:

2010 ADAS Section: 305.5

Conceptual Budget Estimate:

$2,600.00

Possible Solution:

Install clear floor space for bench.

Barrier Priority:

Priority 4 (4):



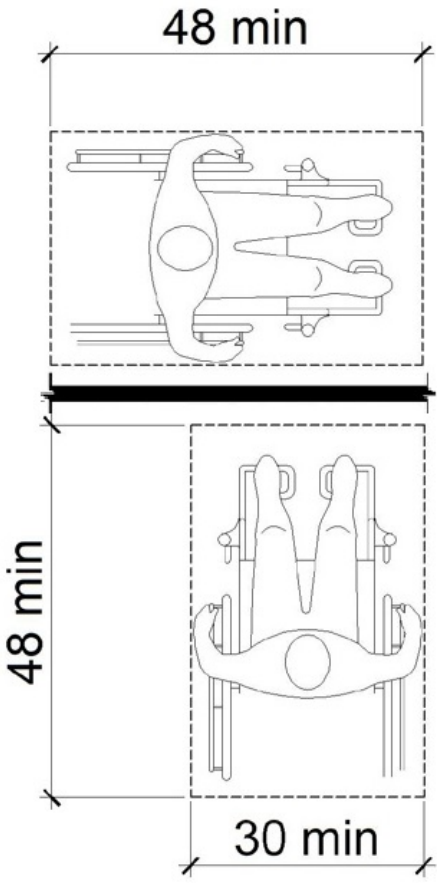

Site Accessibility Evaluation



Hidden Vistas Park
950 Hidden Vistas Blvd
Burleson, TX 76028
Accessibility Evaluation
Inspection Date: 04/22/2026

Prepared By

Kimley»Horn

(817) 335 - 6511
kimley-horn.com

Cost Summary Disclaimer

The following “Cost report" assigns conceptual budget estimates to each possible solution. The Kimley-Horn has no control over the cost of labor, materials, equipment, or over the Contractor's methods of determining prices or over competitive bidding or market conditions. Opinions of probable costs provided herein are based on the information known to Kimley-Horn at this time and represent only Kimley-Horn's judgment as a design professional familiar with the construction industry. These opinions of costs are for corrective actions and involve a single solution without extensive study, destructive testing, or design. Opinion of costs represent material and labor cost only and do not include other factors such as design, permitting, overhead, and contingencies. The Consultant cannot and does not guarantee that proposals, bids, or actual construction costs will not vary from its opinions of probable costs. If the Client wishes greater assurance as to the amount of any cost, it shall employ an independent cost estimator. Consultant's services required to bring costs within any limitation established by the Client will be paid for as Additional Services.

Standards Defined

Americans with Disabilities Act Standards (ADAS) issued under the Americans with Disabilities Act (ADA) apply to places of public accommodation, commercial facilities, and state and local government facilities in new construction, alterations, and additions. The ADA Standards are based on minimum guidelines set by the Access Board. The ADA standards are issued by the Department of Justice (DOJ) and the Department of Transportation (DOT) and apply to facilities covered by the ADA in new construction and alterations. DOJ’s standards apply to all facilities covered by the ADA, except public transportation facilities, which are subject to DOT’s standards. Both standards are very similar and are closely based on the Board’s ADA Accessibility Guidelines (ADAAG). However, each contains a few unique provisions.

This facility was evaluated to the applicable ADA standards in effect at the time of the evaluation. State and local building codes under which the project was originally constructed are excluded from the evaluations. However, each element should be checked against current standards and codes at the time they are altered for compliance.

Park Barrier Priority

Physical barriers to access for parks were assigned a barrier priority, which are defined in the table below. This barrier prioritization methodology was developed by the Consultant Team and is just one factor for the City of Burleson to consider in developing the Transition Plan implementation strategy (see **Section 5.2 Implementation Schedule** in the Transition Plan for more information).

Barrier Priority	Criteria
1	Accessible approach and entrance.
2	Access to goods and services.
3	Access to public toilet rooms.
4	Access to other items such as water fountains and public telephones.
5	Fully compliant with a previous standard (safe-harbored) but will need to be brought into compliance with a current standard if altered.

Conceptual Budget Estimate Summary

Room / Area	Barrier Count	Conceptual Budget Estimate
Paved Trail	4	$ 5,600
Total	**4**	**$ 5,600**

Barriers **3**

Exterior Elements **3**

Paved Trail **3**

Exterior Elements: Paved Trail

Barrier: 1

The element is not accessible because there is not adequate clear floor space for an approach.

The clear floor or ground space shall be 30 inches minimum by 48 inches minimum.

Citation:

1991 ADAS Section: 4.2.4.1

Conceptual Budget Estimate:

$1,900.00

Possible Solution:

Install clear floor space for bench.

Barrier Priority:

Priority 4 (4):



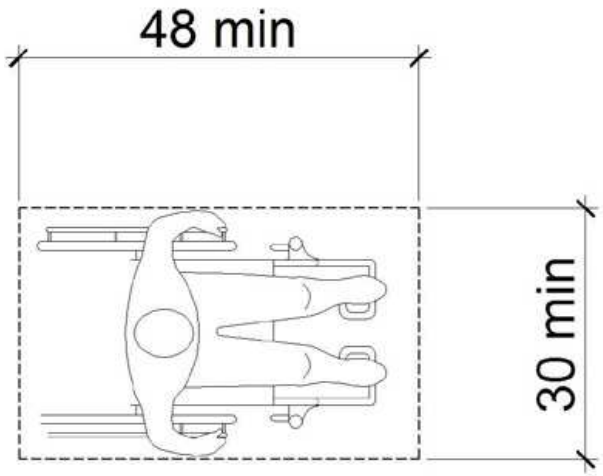

Exterior Elements: Paved Trail

Barrier: 2

The element is not accessible because it does not allow a forward or side approach.

This element must be on an accessible route of travel that is 36 inches wide minimum and provides a 30 inch by 48 inch clear floor space that allows a side or forward approach.

Citation:

1991 ADAS Section: 4.2.4.1

Conceptual Budget Estimate:

$900.00

Possible Solution:

Reinstall receptable on an accessible route with compliant clear floor space and reach range.

Barrier Priority:

Priority 4 (4):



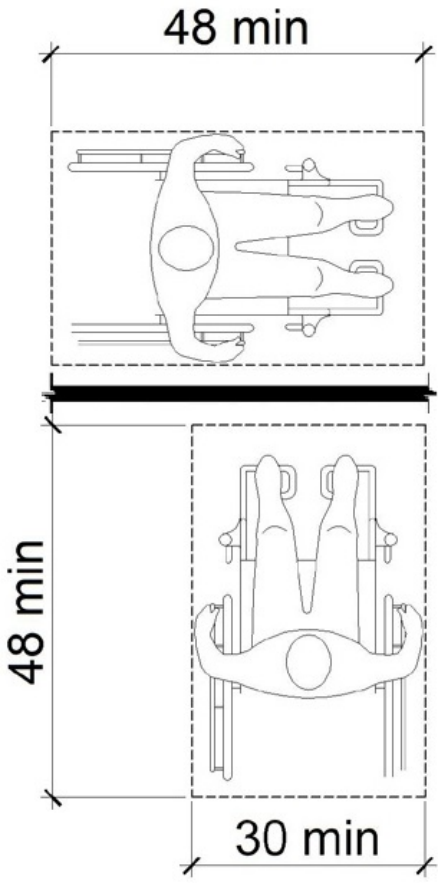

Barrier: 2 Additional Barrier Photos



Exterior Elements: Paved Trail

Barrier: 3

The element is not accessible because there is not adequate clear floor space for an approach.

The clear floor or ground space shall be 30 inches minimum by 48 inches minimum.

Citation:

1991 ADAS Section: 4.2.4.1

Conceptual Budget Estimate:

$1,900.00

Possible Solution:

Install clear floor space for bench.

Barrier Priority:

Priority 4 (4):



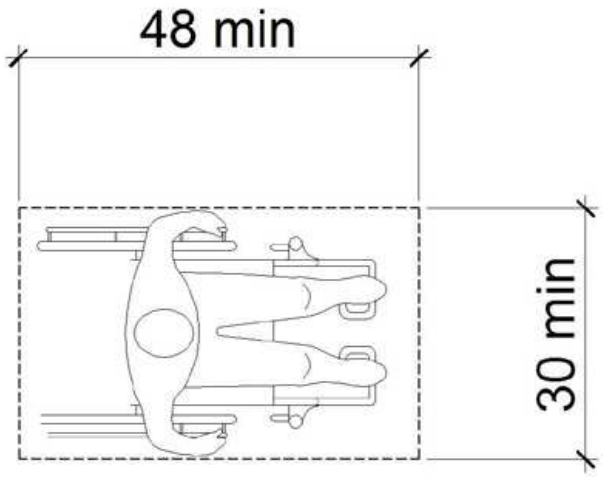

Exterior Elements: Paved Trail

Barrier: 4

The element is not positioned correctly for either a side or front approach.

If the clear floor space only allows forward approach to an object, the maximum high forward reach allowed shall be 48 in. The minimum low forward reach is 15 in. If the high forward reach is over an obstruction, reach and clearances shall be as shown in Fig. 5(b).

If the clear floor space allows parallel approach by a person in a wheelchair, the maximum high side reach allowed shall be 54 in and the low side reach shall be no less than 9 in above the floor. If the side reach is over an obstruction, the reach and clearances shall be as shown in Fig. 6(c).

Citation:

1991 ADAS Section: 4.2.5, 4.2.6

Conceptual Budget Estimate:

$900.00

Possible Solution:

Lower trash can.

Barrier Priority:

Priority 4 (4):



Barrier: 4 Additional Barrier Photos



Site Accessibility Evaluation



Meadowcrest Park
1050 Barracuda Dr
Burleson, TX 76028
Accessibility Evaluation
Inspection Date: 04/22/2026

Prepared By

Kimley»Horn

(817) 335 - 6511
kimley-horn.com

Cost Summary Disclaimer

The following “Cost report" assigns conceptual budget estimates to each possible solution. The Kimley-Horn has no control over the cost of labor, materials, equipment, or over the Contractor's methods of determining prices or over competitive bidding or market conditions. Opinions of probable costs provided herein are based on the information known to Kimley-Horn at this time and represent only Kimley-Horn's judgment as a design professional familiar with the construction industry. These opinions of costs are for corrective actions and involve a single solution without extensive study, destructive testing, or design. Opinion of costs represent material and labor cost only and do not include other factors such as design, permitting, overhead, and contingencies. The Consultant cannot and does not guarantee that proposals, bids, or actual construction costs will not vary from its opinions of probable costs. If the Client wishes greater assurance as to the amount of any cost, it shall employ an independent cost estimator. Consultant's services required to bring costs within any limitation established by the Client will be paid for as Additional Services.

Standards Defined

Americans with Disabilities Act Standards (ADAS) issued under the Americans with Disabilities Act (ADA) apply to places of public accommodation, commercial facilities, and state and local government facilities in new construction, alterations, and additions. The ADA Standards are based on minimum guidelines set by the Access Board. The ADA standards are issued by the Department of Justice (DOJ) and the Department of Transportation (DOT) and apply to facilities covered by the ADA in new construction and alterations. DOJ’s standards apply to all facilities covered by the ADA, except public transportation facilities, which are subject to DOT’s standards. Both standards are very similar and are closely based on the Board’s ADA Accessibility Guidelines (ADAAG). However, each contains a few unique provisions.

This facility was evaluated to the applicable ADA standards in effect at the time of the evaluation. State and local building codes under which the project was originally constructed are excluded from the evaluations. However, each element should be checked against current standards and codes at the time they are altered for compliance.

Park Barrier Priority

Physical barriers to access for parks were assigned a barrier priority, which are defined in the table below. This barrier prioritization methodology was developed by the Consultant Team and is just one factor for the City of Burleson to consider in developing the Transition Plan implementation strategy (see **Section 5.2 Implementation Schedule** in the Transition Plan for more information).

Barrier Priority	Criteria
1	Accessible approach and entrance.
2	Access to goods and services.
3	Access to public toilet rooms.
4	Access to other items such as water fountains and public telephones.
5	Fully compliant with a previous standard (safe-harbored) but will need to be brought into compliance with a current standard if altered.

Conceptual Budget Estimate Summary

Room / Area	Barrier Count	Conceptual Budget Estimate
Parking	3	$ 6,300
Playground	3	$ 2,700
Water Fountain	1	$ 1,700
Picnic table 1	2	$ 6,700
Picnic table 2	2	$ 6,700
Benches	1	$ 2,600
Restroom 1	6	$ 5,200
Restroom 2	5	$ 4,700
Total	**23**	**$ 36,600**

Barriers 3

Exterior Elements 3

Parking 3

Playground 9

Water Fountain 12

Picnic table 1 14

Picnic table 2 17

Benches 20

Interior Elements 21

Restroom 1 21

Restroom 2 31

Exterior Elements: Parking

Barrier: 1

The running slope of the access aisle (long dimension) exceeds 2%.

The running slope in an accessible parking space and the access aisle must not exceed 2%.

Citation:

2010 ADAS Section: 502.4

Conceptual Budget Estimate:

$2,100.00

Possible Solution:

Repave and restripe.

Barrier Priority:

Priority 1 (1):



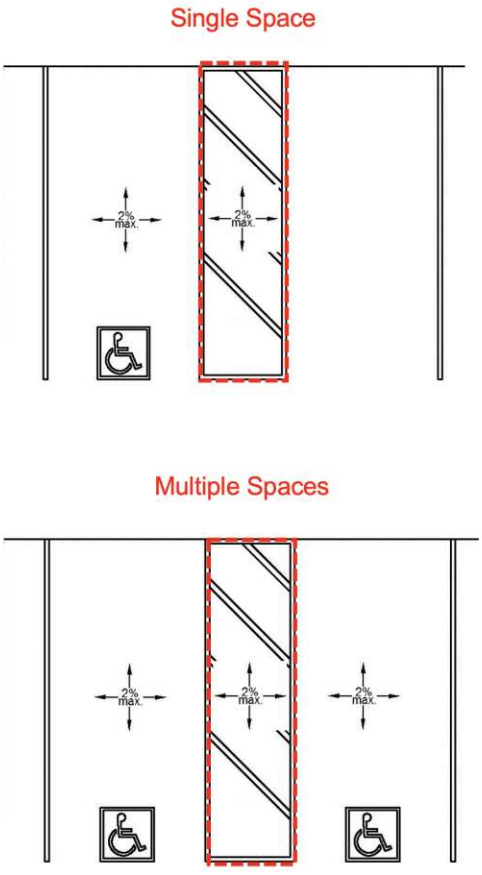

Barrier: 1 Additional Barrier Photos



Exterior Elements: Parking

Barrier: 2

The running slope (long dimension) of the accessible parking space exceeds 2%.

The running slope in an accessible parking space and the access aisle must not exceed 2%.

Citation:

2010 ADAS Section: 502.4

Conceptual Budget Estimate:

$2,100.00

Possible Solution:

Repave and restripe.

Barrier Priority:

Priority 1 (1):



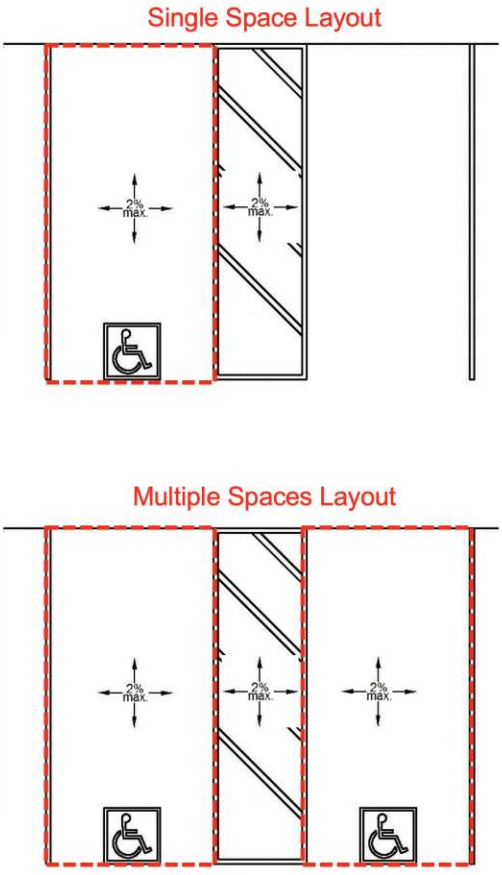

Barrier: 2 Additional Barrier Photos



Exterior Elements: Parking

Barrier: 3

The running slope (long dimension) of the accessible parking space exceeds 2%.

The running slope in an accessible parking space and the access aisle must not exceed 2%.

Citation:

2010 ADAS Section: 502.4

Conceptual Budget Estimate:

$2,100.00

Possible Solution:

Repave and restripe.

Barrier Priority:

Priority 1 (1):



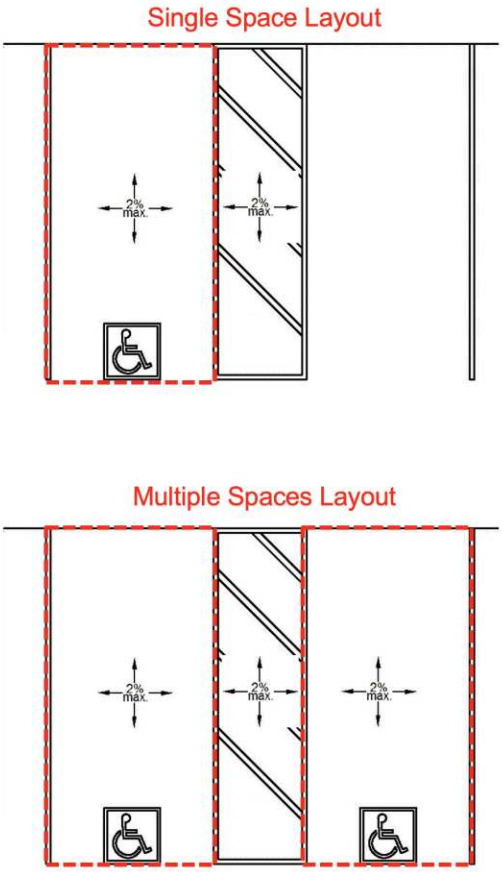

Barrier: 3 Additional Barrier Photos



Exterior Elements: Playground

Barrier: 4

The transfer platform has not been provided with support for transferring.

A means of support is required when transferring into the entry or seat of a play component. Transfer supports assist individuals with transferring and general mobility. They include handrails, handgrips, or custom designed handholds. Transfer supports must be provided on transfer platforms and transfer steps at each level where transferring is the intended method of access.

At least one means of support for transferring shall be provided.

Citation:

2010 ADAS Section: 1008.3.1.4

Conceptual Budget Estimate:

$2,700.00

Possible Solution:

Install support for transfer platform.

Barrier Priority:

Priority 2 (2):



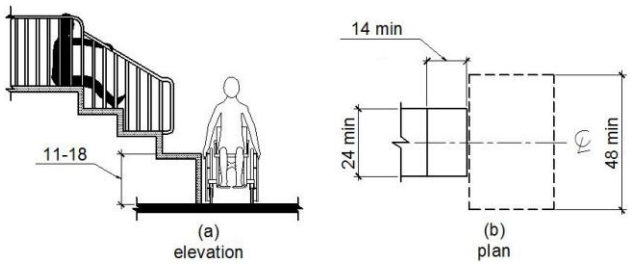

Exterior Elements: Playground

Barrier: 5

Compliance with ASTM F1951 for accessibility for ground surfaces on accessible routes, clear floor or ground spaces, and turning spaces has not been determined.

Ground surfaces shall comply with ASTM F 1951. Ground surfaces shall be inspected and maintained regularly and frequently to ensure continued compliance with ASTM F 1951.

Citation:

2010 ADAS Section: 1008.2.6.1

Possible Solution:

Surface covering conditionally compliant but must be maintained and compliance can be documented by manufacture certification.

Barrier Priority:

Priority 5 (5):



Exterior Elements: Playground

Barrier: 6

Compliance with ASTM F 1292 for Use Zones has not been determined.

Ground surfaces located within use zones shall comply with ASTM F 1292 (1999 edition or 2004 edition).

Citation:

2010 ADAS Section: 1008.2.6.2

Possible Solution:

Surface covering conditionally compliant but must be maintained and compliance can be documented by manufacture certification.

Barrier Priority:

Priority 5 (5):



Exterior Elements: Water Fountain

Barrier: 7

The clear floor space required at accessible drinking fountains is not centered on the low fountain.

At wheelchair accessible drinking fountains, the 30-inch by 48-inch clear floor space must be centered on the fountain.

Citation:

2010 ADAS Section: 602.2

Conceptual Budget Estimate:

$1,700.00

Possible Solution:

Reinstall fountain where clear floor space is provided.

Barrier Priority:

Priority 4 (4):



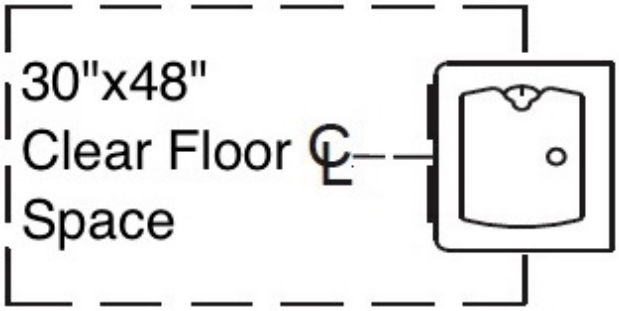

Barrier: 7 Additional Barrier Photos



Exterior Elements: Picnic table 1

Barrier: 8

The element is not accessible because there is not adequate clear floor space for an approach.

The clear floor or ground space shall be 30 inches minimum by 48 inches minimum.

Citation:

2010 ADAS Section: 305.3

Conceptual Budget Estimate:

$2,600.00

Possible Solution:

Install clear floor space for table.

Barrier Priority:

Priority 4 (4):



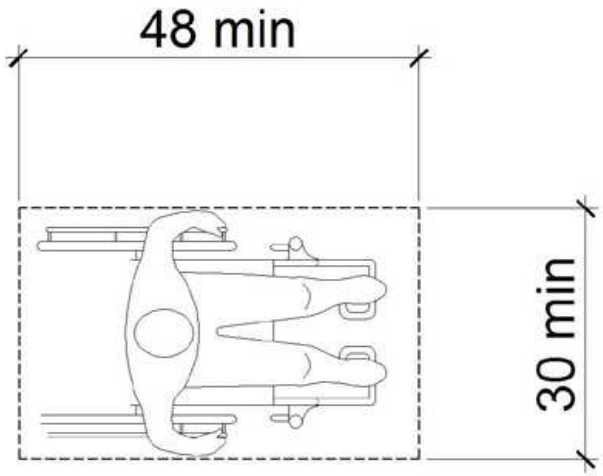

Exterior Elements: Picnic table 1

Barrier: 9

Compliant knee and/or toe clearance is not provided.

When seating for persons in wheelchairs is provided at fixed tables or counters, knee spaces at least 27 inches high, 30 inches wide, 11 inches deep, and toe clearance extending an additional 6 inches at 9 inches high shall be provided. The toe clearance shall extend 17" minimum under the element.

Citation:

2010 ADAS Section: 306.2.1

Conceptual Budget Estimate:

$4,100.00

Possible Solution:

Provide accessible table.

Barrier Priority:

Priority 4 (4):



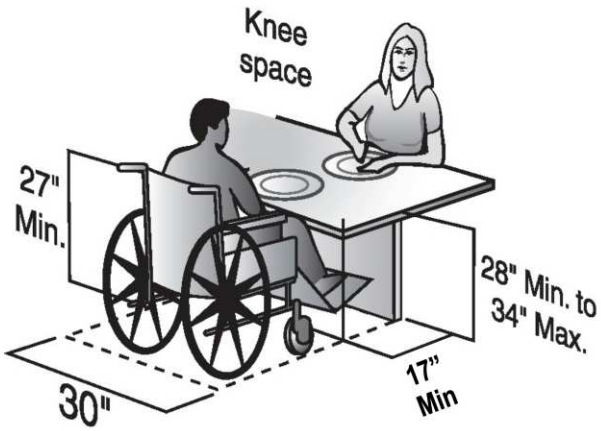

Dining or Work Surface

Barrier: 9 Additional Barrier Photos



Exterior Elements: Picnic table 2

Barrier: 10

The element is not accessible because there is not adequate clear floor space for an approach.

The clear floor or ground space shall be 30 inches minimum by 48 inches minimum.

Citation:

2010 ADAS Section: 305.3

Conceptual Budget Estimate:

$2,600.00

Possible Solution:

Install clear floor space for table.

Barrier Priority:

Priority 4 (4):



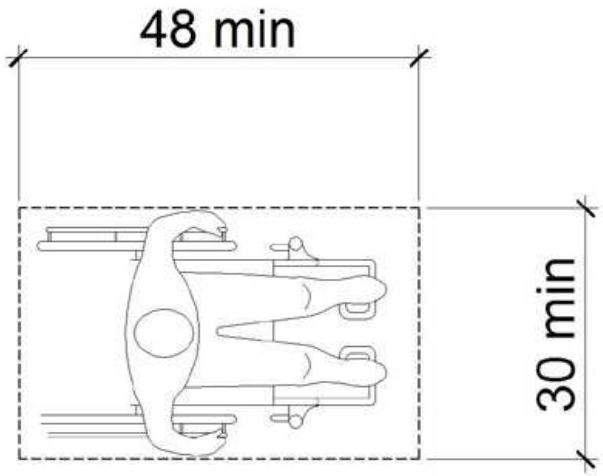

Exterior Elements: Picnic table 2

Barrier: 11

Compliant knee and/or toe clearance is not provided.

When seating for persons in wheelchairs is provided at fixed tables or counters, knee spaces at least 27 inches high, 30 inches wide, 11 inches deep, and toe clearance extending an additional 6 inches at 9 inches high shall be provided. The toe clearance shall extend 17" minimum under the element.

Citation:

2010 ADAS Section: 306.2.1

Conceptual Budget Estimate:

$4,100.00

Possible Solution:

Provide accessible table.

Barrier Priority:

Priority 4 (4):



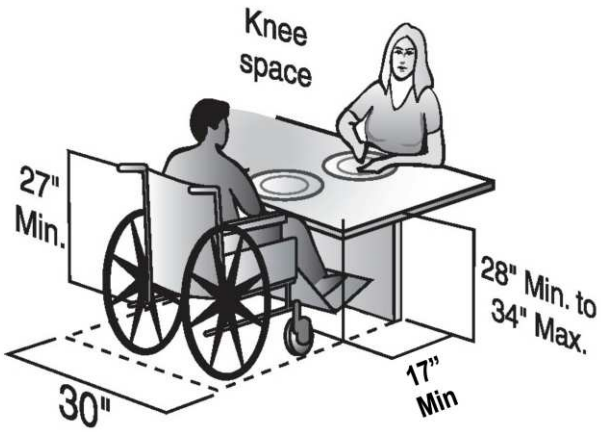

Dining or Work Surface

Barrier: 11 Additional Barrier Photos



Exterior Elements: Benches

Barrier: 12

The element is not accessible because there is not adequate clear floor space for an approach.

The clear floor or ground space shall be 30 inches minimum by 48 inches minimum.

Citation:

2010 ADAS Section: 305.3

Conceptual Budget Estimate:

$2,600.00

Possible Solution:

Install clear floor space for bench.

Barrier Priority:

Priority 4 (4):



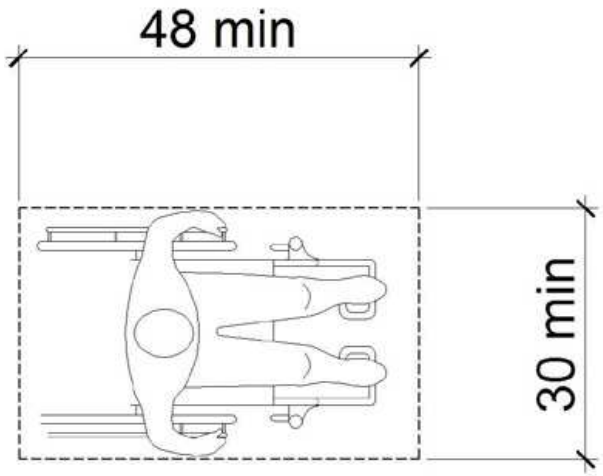

Interior Elements: Restroom 1

Barrier: 13

A compliant room identification sign is missing on the strike side of the door.

Wall signs identifying permanent rooms and spaces of a building shall be a horizontal format and the characters raised 1/32 inch minimum and shall be sans serif uppercase characters a minimum of 5/8 inch and a maximum of 2 inches high. Contracted Grade 2 Braille shall be in a horizontal format and shall be placed a minimum of 3/8 inch and a maximum of 1/2 inch directly below the tactile characters; flush left or centered. Signs with raised characters or Braille shall be located 48 inches minimum above the finish floor or ground surface, measured from the baseline of the lowest tactile character and 60 inches maximum above the finish floor or ground surface, measured from the baseline of the highest tactile character.

Citation:

2010 ADAS Section: 216.2

Conceptual Budget Estimate:

$500.00

Possible Solution:

Install compliant sign.

Barrier Priority:

Priority 3 (3):



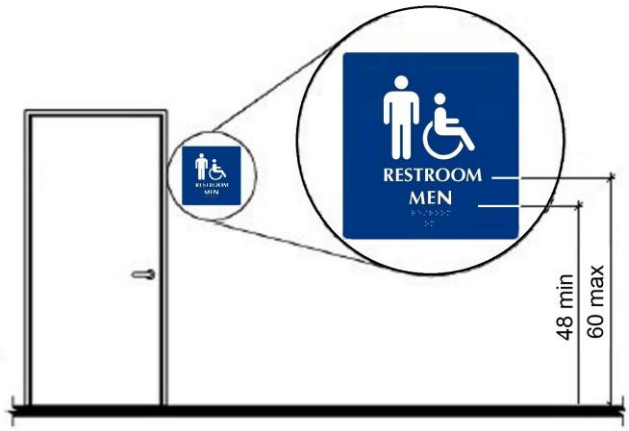

Barrier: 13 Additional Barrier Photos



Interior Elements: Restroom 1

Barrier: 14

The door is equipped with a door closer and returns to a closed position too quickly.

Door closers and gate closers shall be adjusted so that from an open position of 90 degrees, the time required to move the door to a position of 12 degrees from the latch is 5 seconds minimum.

Citation:

2010 ADAS Section: 404.2.8.1

Conceptual Budget Estimate:

$200.00

Possible Solution:

Adjust spring tension and closer valves on the door closer.

Barrier Priority:

Priority 1 (1):



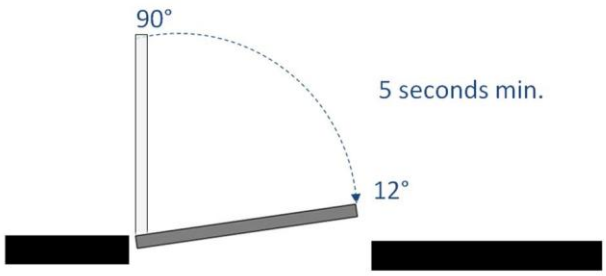

Interior Elements: Restroom 1

Barrier: 15

The toilet is not located within the range allowed from the side wall or partition.

The centerline of the toilet must be 16 to 18 inches from the side wall.

Citation:

2010 ADAS Section: 604.2

Conceptual Budget Estimate:

$3,300.00

Possible Solution:

Reinstall toilet.

Barrier Priority:

Priority 3 (3):



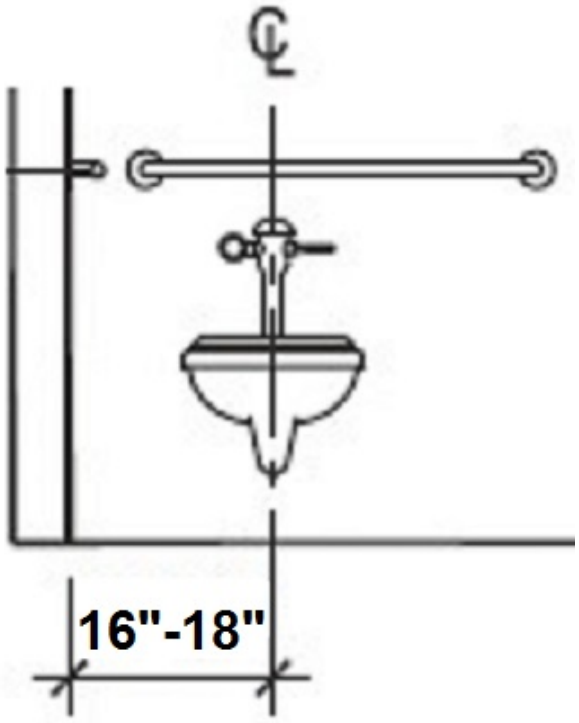

Barrier: 15 Additional Barrier Photos



Interior Elements: Restroom 1

Barrier: 16

The flush control is located on the closed side of the toilet.

Controls shall be operable with one hand and shall not require tight grasping, pinching or twisting. Controls for the flush valves shall be mounted on the wide side of toilet areas, no more than 48 inches above the floor.

Citation:

2010 ADAS Section: 604.6

Conceptual Budget Estimate:

$500.00

Possible Solution:

Relocate flush valve.

Barrier Priority:

Priority 3 (3):





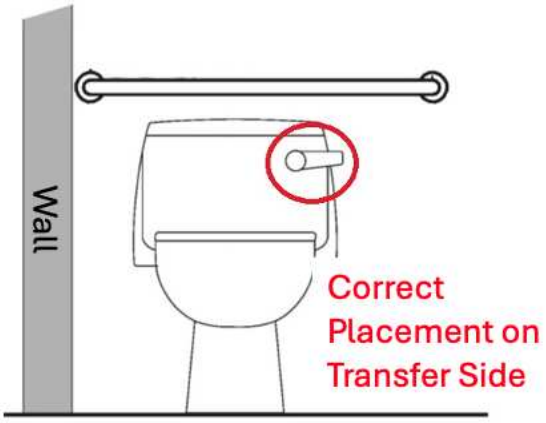

Barrier: 16 Additional Barrier Photos



Interior Elements: Restroom 1

Barrier: 17

The rear grab bar does not extend adequately past the toilet on the wide side.

The rear grab bar must be a minimum of 36 inches long and extend from the centerline of the toilet 12 inches minimum on wall side and 24 inches minimum on the wide side.

Grab bars shall be installed in a horizontal position, 33 inches minimum and 36 inches maximum above the finish floor measured to the top of the gripping surface and the space between the grab bar and the top of the tank shall be 1-1/2 inches minimum.

Citation:

2010 ADAS Section: 604.5.2

Conceptual Budget Estimate:

$500.00

Possible Solution:

Reinstall grab bar at accessible location.

Barrier Priority:

Priority 3 (3):



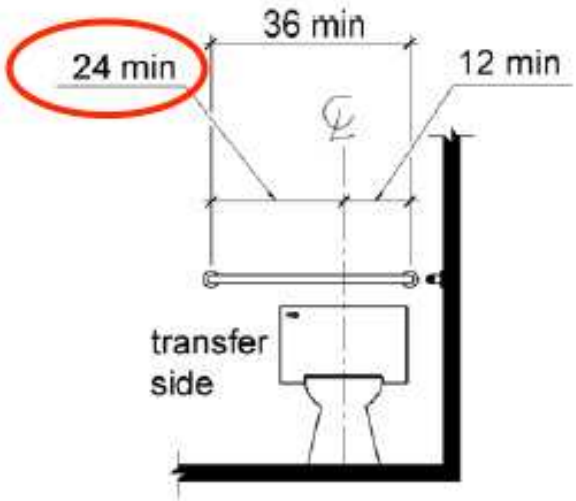

Barrier: 17 Additional Barrier Photos





Interior Elements: Restroom 1

Barrier: 18

The water and drain pipes under the lavatory are not adequately insulated.

Water supply and drain pipes under lavatories and sinks shall be insulated or otherwise configured to protect against contact. There shall be no sharp or abrasive surfaces under lavatories and sinks.

Citation:

2010 ADAS Section: 606.5

Conceptual Budget Estimate:

$200.00

Possible Solution:

Insulate pipes under lavatory.

Barrier Priority:

Priority 3 (3):



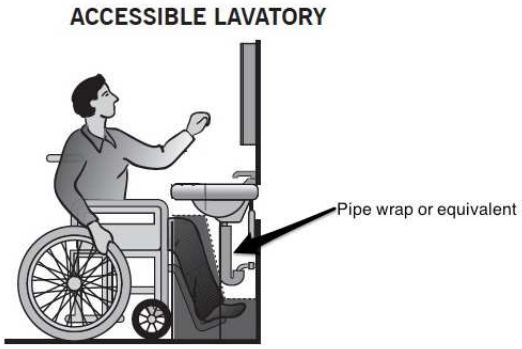

Interior Elements: Restroom 2

Barrier: 19

A compliant room identification sign is missing on the strike side of the door.

Wall signs identifying permanent rooms and spaces of a building shall be a horizontal format and the characters raised 1/32 inch minimum and shall be sans serif uppercase characters a minimum of 5/8 inch and a maximum of 2 inches high. Contracted Grade 2 Braille shall be in a horizontal format and shall be placed a minimum of 3/8 inch and a maximum of 1/2 inch directly below the tactile characters; flush left or centered. Signs with raised characters or Braille shall be located 48 inches minimum above the finish floor or ground surface, measured from the baseline of the lowest tactile character and 60 inches maximum above the finish floor or ground surface, measured from the baseline of the highest tactile character.

Citation:

2010 ADAS Section: 216.2

Conceptual Budget Estimate:

$500.00

Possible Solution:

Install compliant sign.

Barrier Priority:

Priority 3 (3):



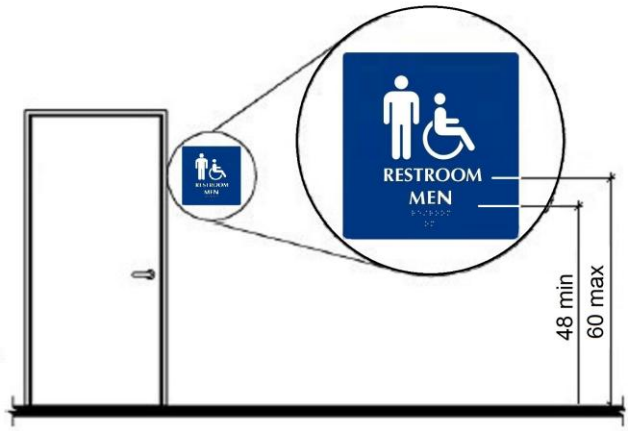

Barrier: 19 Additional Barrier Photos



Interior Elements: Restroom 2

Barrier: 20

The door is equipped with a door closer and returns to a closed position too quickly.

Door closers and gate closers shall be adjusted so that from an open position of 90 degrees, the time required to move the door to a position of 12 degrees from the latch is 5 seconds minimum.

Citation:

2010 ADAS Section: 404.2.8.1

Conceptual Budget Estimate:

$200.00

Possible Solution:

Adjust spring tension and closer valves on the door closer.

Barrier Priority:

Priority 1 (1):



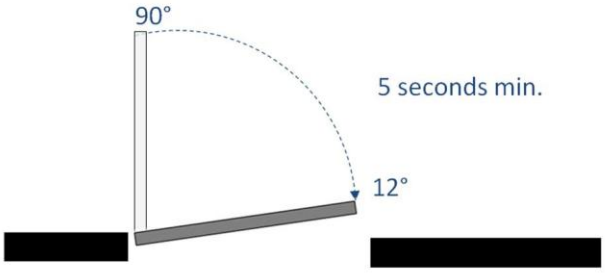

Interior Elements: Restroom 2

Barrier: 21

The toilet is not located within the range allowed from the side wall or partition.

The centerline of the toilet must be 16 to 18 inches from the side wall.

Citation:

2010 ADAS Section: 604.2

Conceptual Budget Estimate:

$3,300.00

Possible Solution:

Reinstall toilet.

Barrier Priority:

Priority 3 (3):



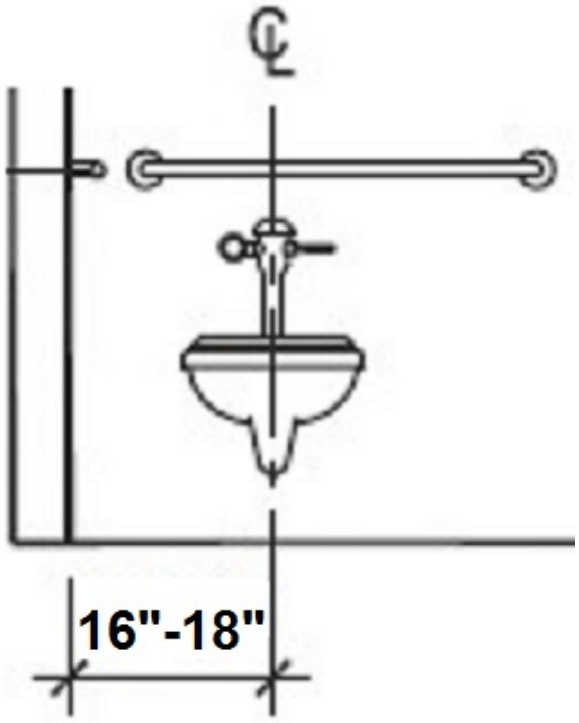

Barrier: 21 Additional Barrier Photos



Interior Elements: Restroom 2

Barrier: 22

The flush control is located on the closed side of the toilet.

Controls shall be operable with one hand and shall not require tight grasping, pinching or twisting. Controls for the flush valves shall be mounted on the wide side of toilet areas, no more than 48 inches above the floor.

Citation:

2010 ADAS Section: 604.6

Conceptual Budget Estimate:

$500.00

Possible Solution:

Relocate flush valve.

Barrier Priority:

Priority 3 (3):





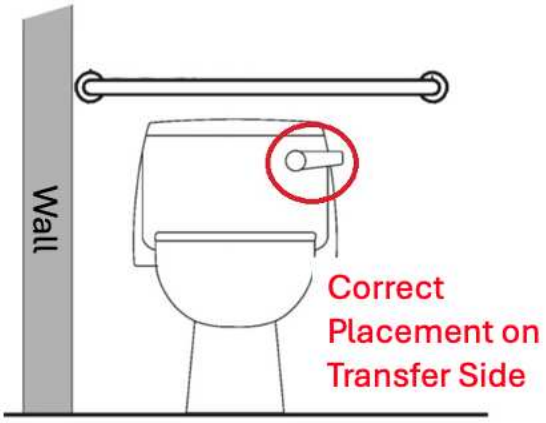

Barrier: 22 Additional Barrier Photos



Interior Elements: Restroom 2

Barrier: 23

The water and drain pipes under the lavatory are not adequately insulated.

Water supply and drain pipes under lavatories and sinks shall be insulated or otherwise configured to protect against contact. There shall be no sharp or abrasive surfaces under lavatories and sinks.

Citation:

2010 ADAS Section: 606.5

Conceptual Budget Estimate:

$200.00

Possible Solution:

Insulate pipes under lavatory.

Barrier Priority:

Priority 3 (3):



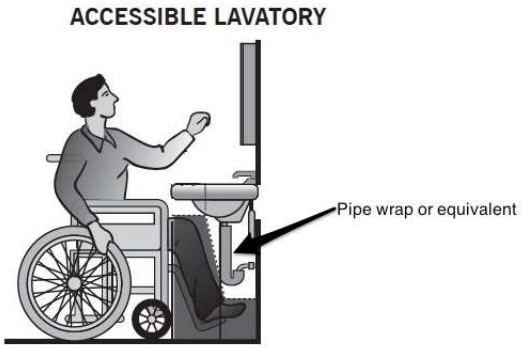

Site Accessibility Evaluation



Mistletoe Hill Park
960 NE Mcalister Rd
Burleson, TX 76028
Accessibility Evaluation
Inspection Date: 04/24/2026

Prepared By

Kimley»Horn

(817) 335 - 6511
kimley-horn.com

Cost Summary Disclaimer

The following “Cost report" assigns conceptual budget estimates to each possible solution. The Kimley-Horn has no control over the cost of labor, materials, equipment, or over the Contractor's methods of determining prices or over competitive bidding or market conditions. Opinions of probable costs provided herein are based on the information known to Kimley-Horn at this time and represent only Kimley-Horn's judgment as a design professional familiar with the construction industry. These opinions of costs are for corrective actions and involve a single solution without extensive study, destructive testing, or design. Opinion of costs represent material and labor cost only and do not include other factors such as design, permitting, overhead, and contingencies. The Consultant cannot and does not guarantee that proposals, bids, or actual construction costs will not vary from its opinions of probable costs. If the Client wishes greater assurance as to the amount of any cost, it shall employ an independent cost estimator. Consultant's services required to bring costs within any limitation established by the Client will be paid for as Additional Services.

Standards Defined

Americans with Disabilities Act Standards (ADAS) issued under the Americans with Disabilities Act (ADA) apply to places of public accommodation, commercial facilities, and state and local government facilities in new construction, alterations, and additions. The ADA Standards are based on minimum guidelines set by the Access Board. The ADA standards are issued by the Department of Justice (DOJ) and the Department of Transportation (DOT) and apply to facilities covered by the ADA in new construction and alterations. DOJ’s standards apply to all facilities covered by the ADA, except public transportation facilities, which are subject to DOT’s standards. Both standards are very similar and are closely based on the Board’s ADA Accessibility Guidelines (ADAAG). However, each contains a few unique provisions.

This facility was evaluated to the applicable ADA standards in effect at the time of the evaluation. State and local building codes under which the project was originally constructed are excluded from the evaluations. However, each element should be checked against current standards and codes at the time they are altered for compliance.

Park Barrier Priority

Physical barriers to access for parks were assigned a barrier priority, which are defined in the table below. This barrier prioritization methodology was developed by the Consultant Team and is just one factor for the City of Burleson to consider in developing the Transition Plan implementation strategy (see **Section 5.2 Implementation Schedule** in the Transition Plan for more information).

Barrier Priority	Criteria
1	Accessible approach and entrance.
2	Access to goods and services.
3	Access to public toilet rooms.
4	Access to other items such as water fountains and public telephones.
5	Fully compliant with a previous standard (safe-harbored) but will need to be brought into compliance with a current standard if altered.

Conceptual Budget Estimate Summary

Room / Area	Barrier Count	Conceptual Budget Estimate
Parking	4	$ 4,600
Paved Trail	2	$ 2,800
Shelter / Picnic tables / Grill	1	$ 4,100
Benches	2	$ 7,000
Total	**9**	**$ 18,500**

Barriers 3

Exterior Elements 3

Parking 3

Paved Trail 10

Shelter / Picnic tables / Grill 13

Benches 14

Exterior Elements: Parking

Barrier: 1

The accessible parking stall is not wide enough.

Each parking space must be at least 8 feet wide and shall be marked to define the width.

The measurements of parking spaces and access aisles shall be made from the centerline of the markings. Where the parking space is not adjacent to another parking space or access aisle, the measurement shall be permitted to include the full width of the line defining the parking space.

Citation:

1991 ADAS Section: 4.6.3

Conceptual Budget Estimate:

$200.00

Possible Solution:

Restripe parking space.

Barrier Priority:

Priority 1 (1):



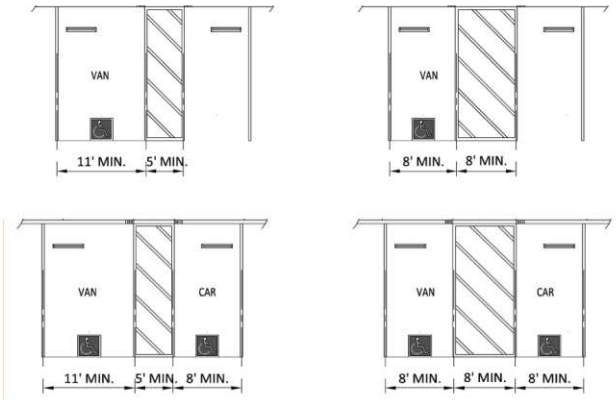

Barrier: 1 Additional Barrier Photos



Exterior Elements: Parking

Barrier: 2

The running slope of the access aisle (long dimension) exceeds 2%.

The running slope in an accessible parking space and the access aisle must not exceed 2%.

Citation:

1991 ADAS Section: 4.6.3

Conceptual Budget Estimate:

$2,100.00

Possible Solution:

Repave and restripe.

Barrier Priority:

Priority 1 (1):



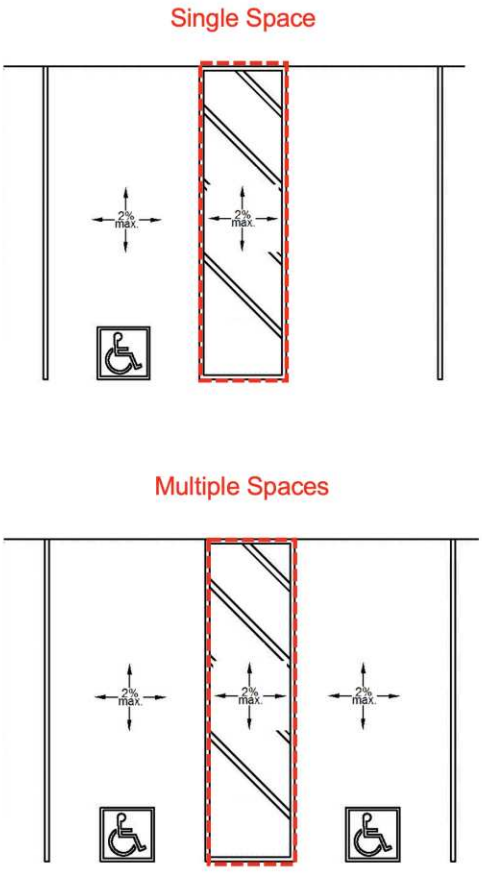

Barrier: 2 Additional Barrier Photos



Exterior Elements: Parking

Barrier: 3

The parking space does not have the proper identifications signs.

Citation:

1991 ADAS Section: 4.6.3

Conceptual Budget Estimate:

$200.00

Possible Solution:

Update signage to remove "handicap" from markings.

Barrier Priority:

Priority 5 (5):



Exterior Elements: Parking

Barrier: 4

The running slope (long dimension) of the accessible parking space exceeds 2%.

The running slope in an accessible parking space and the access aisle must not exceed 2%.

Citation:

1991 ADAS Section: 4.6.3

Conceptual Budget Estimate:

$2,100.00

Possible Solution:

Repave and restripe.

Barrier Priority:

Priority 1 (1):



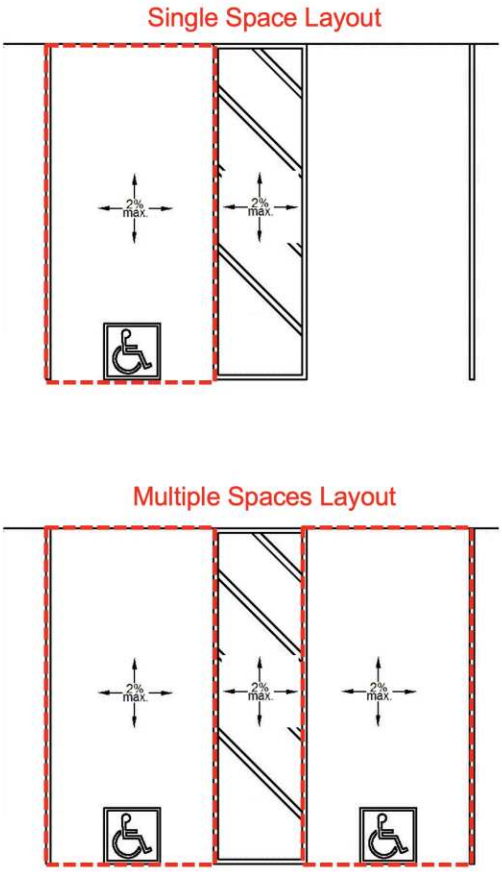

Barrier: 4 Additional Barrier Photos



Exterior Elements: Paved Trail

Barrier: 5

The element is not accessible because it does not allow a forward or side approach.

This element must be on an accessible route of travel that is 36 inches wide minimum and provides a 30 inch by 48 inch clear floor space that allows a side or forward approach.

Citation:

1991 ADAS Section: 4.2.4.1

Conceptual Budget Estimate:

$900.00

Possible Solution:

Install accessible path of travel to element.

Barrier Priority:

Priority 1 (1):



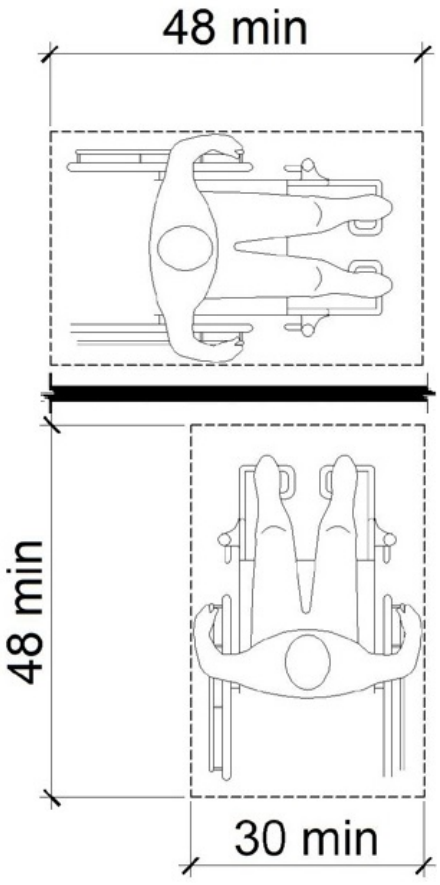

Exterior Elements: Paved Trail

Barrier: 6

The accessible path of travel has cross slopes greater than 2%.

Surface cross slopes shall not exceed one unit vertical in 48 units horizontal (2-percent slope). When the slope in the direction of travel of any walk exceeds 1 unit vertical in 20 units horizontal (5-percent slope), it must be constructed as a ramp.

Citation:

1991 ADAS Section: 4.3.7

Conceptual Budget Estimate:

$1,900.00

Possible Solution:

Repave concrete to correct cross slope.

Barrier Priority:

Priority 1 (1):



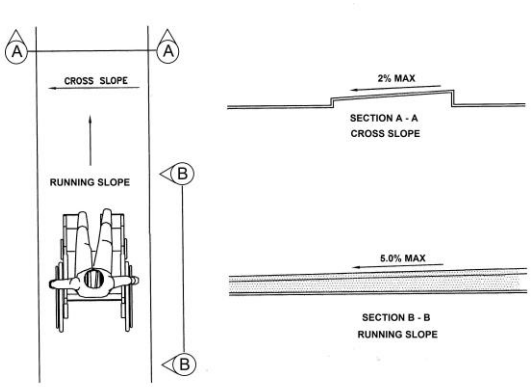

Barrier: 6 Additional Barrier Photos



Exterior Elements: Shelter / Picnic tables / Grill

Barrier: 7

There are no accessible tables.

At least 5% of each type in each functional area of dining surfaces must be accessible and must be dispersed throughout the space or facility containing dining surfaces. An accessible table must be on an accessible route (36 inches minimum) and have knee and toe spaces at least 27 inches high, 30 inches wide and 17 inches deep. The tops of tables and counters shall be 28 inches to 34 inches from the floor or ground.

Citation:

1991 ADAS Section: 5.1

Conceptual Budget Estimate:

$4,100.00

Possible Solution:

Provide accessible table.

Barrier Priority:

Priority 4 (4):



Exterior Elements: Benches

Barrier: 8

The element is not accessible because it does not allow a forward or side approach.

This element must be on an accessible route of travel that is 36 inches wide minimum and provides a 30 inch by 48 inch clear floor space that allows a side or forward approach.

Citation:

1991 ADAS Section: 4.2.4.1

Conceptual Budget Estimate:

$4,400.00

Possible Solution:

Install accessible path of travel to bench.

Barrier Priority:

Priority 4 (4):



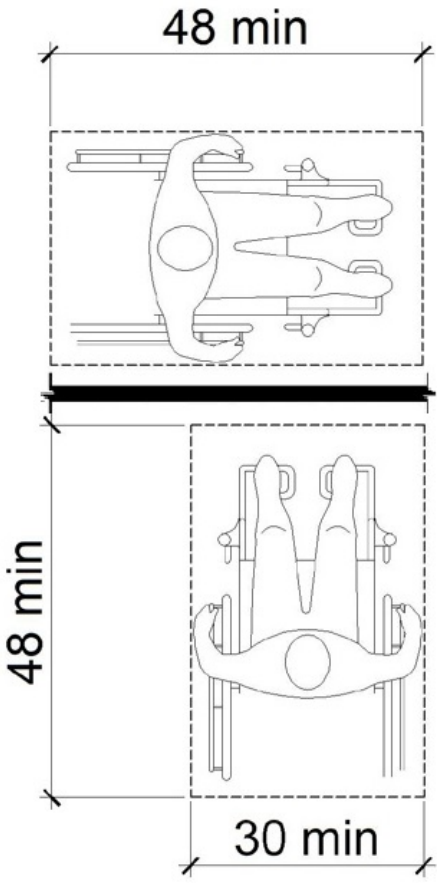

Exterior Elements: Benches

Barrier: 9

The element is not accessible because there is not adequate clear floor space for an approach.

The clear floor or ground space shall be 30 inches minimum by 48 inches minimum.

Citation:

1991 ADAS Section: 4.2.4.1

Conceptual Budget Estimate:

$2,600.00

Possible Solution:

Install clear floor space for bench.

Barrier Priority:

Priority 4 (4):



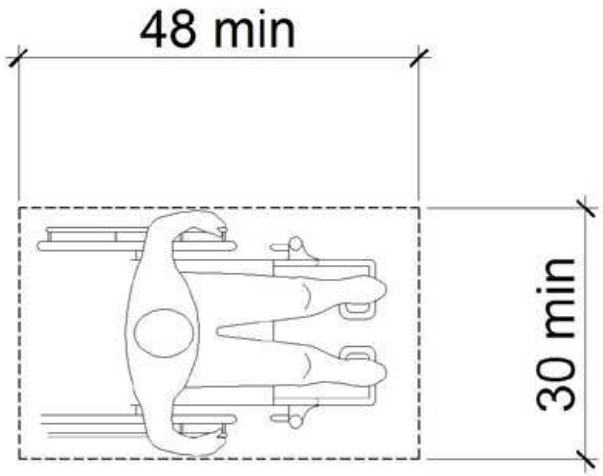

Barrier: 9 Additional Barrier Photos



Site Accessibility Evaluation



Mistletoe Hill Park Playground
960 NE Mcalister Rd
Burleson, TX 76028
Accessibility Evaluation
Inspection Date: N/A

Prepared By

Kimley»Horn

(817) 335 - 6511
kimley-horn.com

Cost Summary Disclaimer

The following “Cost report" assigns conceptual budget estimates to each possible solution. The Kimley-Horn has no control over the cost of labor, materials, equipment, or over the Contractor's methods of determining prices or over competitive bidding or market conditions. Opinions of probable costs provided herein are based on the information known to Kimley-Horn at this time and represent only Kimley-Horn's judgment as a design professional familiar with the construction industry. These opinions of costs are for corrective actions and involve a single solution without extensive study, destructive testing, or design. Opinion of costs represent material and labor cost only and do not include other factors such as design, permitting, overhead, and contingencies. The Consultant cannot and does not guarantee that proposals, bids, or actual construction costs will not vary from its opinions of probable costs. If the Client wishes greater assurance as to the amount of any cost, it shall employ an independent cost estimator. Consultant's services required to bring costs within any limitation established by the Client will be paid for as Additional Services.

Standards Defined

Americans with Disabilities Act Standards (ADAS) issued under the Americans with Disabilities Act (ADA) apply to places of public accommodation, commercial facilities, and state and local government facilities in new construction, alterations, and additions. The ADA Standards are based on minimum guidelines set by the Access Board. The ADA standards are issued by the Department of Justice (DOJ) and the Department of Transportation (DOT) and apply to facilities covered by the ADA in new construction and alterations. DOJ’s standards apply to all facilities covered by the ADA, except public transportation facilities, which are subject to DOT’s standards. Both standards are very similar and are closely based on the Board’s ADA Accessibility Guidelines (ADAAG). However, each contains a few unique provisions.

This facility was evaluated to the applicable ADA standards in effect at the time of the evaluation. State and local building codes under which the project was originally constructed are excluded from the evaluations. However, each element should be checked against current standards and codes at the time they are altered for compliance.

Recreation Facility Barrier Priority

Physical barriers to access for recreational facilities were assigned a barrier priority, which are defined in the table below. This barrier prioritization methodology was developed by the Consultant Team and is just one factor for the City of Burleson to consider in developing the Transition Plan implementation strategy (see **Section 5.2 Implementation Schedule** in the Transition Plan for more information).

Barrier Priority	Criteria
1	Accessible approach and entrance.
2	Access to goods and services.
3	Access to public toilet rooms.
4	Access to other items such as water fountains and public telephones.
5	Fully compliant with a previous standard (safe-harbored) but will need to be brought into compliance with a current standard if altered.

Conceptual Budget Estimate Summary

Room / Area	Barrier Count	Conceptual Budget Estimate
Playground	3	$ 2,700
Total	**3**	**$ 2,700**

Barriers **3**

Exterior Elements **3**

Playground **3**

Exterior Elements: Playground

Barrier: 1

The transfer platform is not within the compliant range above the ground.

The height of transfer platforms shall be 11 inches minimum and 18 inches maximum measured to the top of the surface from the ground or floor surface.

Citation:

2010 ADAS Section: 1008.3.1.2

Conceptual Budget Estimate:

$2,700.00

Possible Solution:

Lower the transfer platform.

Barrier Priority:

Priority 2 (2):



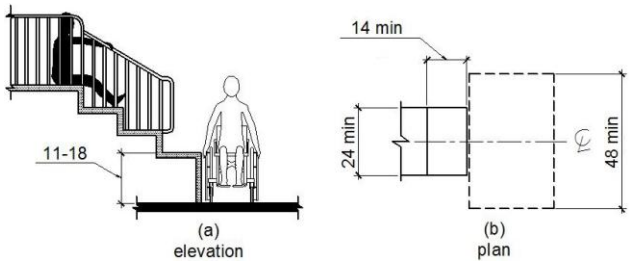

Barrier: 1 Additional Barrier Photos



Exterior Elements: Playground

Barrier: 2

Compliance with ASTM F 1292 for Use Zones has not been determined.

Ground surfaces located within use zones shall comply with ASTM F 1292 (1999 edition or 2004 edition).

Citation:

2010 ADAS Section: 1008.2.6.2

Possible Solution:

Surface covering conditionally compliant but must be maintained and compliance can be documented by manufacture certification.

Barrier Priority:

Priority 5 (5):



Exterior Elements: Playground

Barrier: 3

Compliance with ASTM F1951 for accessibility for ground surfaces on accessible routes, clear floor or ground spaces, and turning spaces has not been determined.

Ground surfaces shall comply with ASTM F 1951. Ground surfaces shall be inspected and maintained regularly and frequently to ensure continued compliance with ASTM F 1951.

Citation:

2010 ADAS Section: 1008.2.6.1

Possible Solution:

Surface covering conditionally compliant but must be maintained and compliance can be documented by manufacture certification.

Barrier Priority:

Priority 5 (5):



Site Accessibility Evaluation



Oak Valley Park North and Shared-Use Path
804 Parkridge Blvd
Burleson, TX 76028
Accessibility Evaluation
Inspection Date: 04/24/2026

Prepared By

Kimley»Horn

(817) 335 - 6511
kimley-horn.com

Cost Summary Disclaimer

The following “Cost report" assigns conceptual budget estimates to each possible solution. The Kimley-Horn has no control over the cost of labor, materials, equipment, or over the Contractor's methods of determining prices or over competitive bidding or market conditions. Opinions of probable costs provided herein are based on the information known to Kimley-Horn at this time and represent only Kimley-Horn's judgment as a design professional familiar with the construction industry. These opinions of costs are for corrective actions and involve a single solution without extensive study, destructive testing, or design. Opinion of costs represent material and labor cost only and do not include other factors such as design, permitting, overhead, and contingencies. The Consultant cannot and does not guarantee that proposals, bids, or actual construction costs will not vary from its opinions of probable costs. If the Client wishes greater assurance as to the amount of any cost, it shall employ an independent cost estimator. Consultant's services required to bring costs within any limitation established by the Client will be paid for as Additional Services.

Standards Defined

Americans with Disabilities Act Standards (ADAS) issued under the Americans with Disabilities Act (ADA) apply to places of public accommodation, commercial facilities, and state and local government facilities in new construction, alterations, and additions. The ADA Standards are based on minimum guidelines set by the Access Board. The ADA standards are issued by the Department of Justice (DOJ) and the Department of Transportation (DOT) and apply to facilities covered by the ADA in new construction and alterations. DOJ’s standards apply to all facilities covered by the ADA, except public transportation facilities, which are subject to DOT’s standards. Both standards are very similar and are closely based on the Board’s ADA Accessibility Guidelines (ADAAG). However, each contains a few unique provisions.

This facility was evaluated to the applicable ADA standards in effect at the time of the evaluation. State and local building codes under which the project was originally constructed are excluded from the evaluations. However, each element should be checked against current standards and codes at the time they are altered for compliance.

Park Barrier Priority

Physical barriers to access for parks were assigned a barrier priority, which are defined in the table below. This barrier prioritization methodology was developed by the Consultant Team and is just one factor for the City of Burleson to consider in developing the Transition Plan implementation strategy (see **Section 5.2 Implementation Schedule** in the Transition Plan for more information).

Barrier Priority	Criteria
1	Accessible approach and entrance.
2	Access to goods and services.
3	Access to public toilet rooms.
4	Access to other items such as water fountains and public telephones.
5	Fully compliant with a previous standard (safe-harbored) but will need to be brought into compliance with a current standard if altered.

Conceptual Budget Estimate Summary

Room / Area	Barrier Count	Conceptual Budget Estimate
Sidewalk	3	$ 3,600
Paved Trail	3	$ 6,100
Playground 1	2	$ 5,400
Benches	3	$ 7,800
Picnic Area	1	$ 700
Water Fountain	1	$ 1,500
Total	**13**	**$ 25,100**

Barriers 3

Exterior Elements 3

Sidewalk 3

Paved Trail 7

Playground 1 11

Benches 15

Picnic Area 18

Water Fountain 20

Exterior Elements: Sidewalk

Barrier: 1

The route contains openings greater than 1/2 inch.

Openings in floor or ground surfaces shall not allow passage of a sphere more than 1/2 inch diameter. Elongated openings shall be placed so that the long dimension is perpendicular to the dominant direction of travel.

Citation:

2010 ADAS Section: 302.3

Conceptual Budget Estimate:

$700.00

Possible Solution:

Fill openings in accessible path of travel.

Barrier Priority:

Priority 1 (1):



Barrier: 1 Additional Barrier Photos



Exterior Elements: Sidewalk

Barrier: 2

The element is not accessible because it does not allow a forward or side approach.

This element must be on an accessible route of travel that is 36 inches wide minimum and provides a 30 inch by 48 inch clear floor space that allows a side or forward approach.

Citation:

2010 ADAS Section: 305.5

Conceptual Budget Estimate:

$300.00

Possible Solution:

Install accessible path of travel to table.

Barrier Priority:

Priority 4 (4):



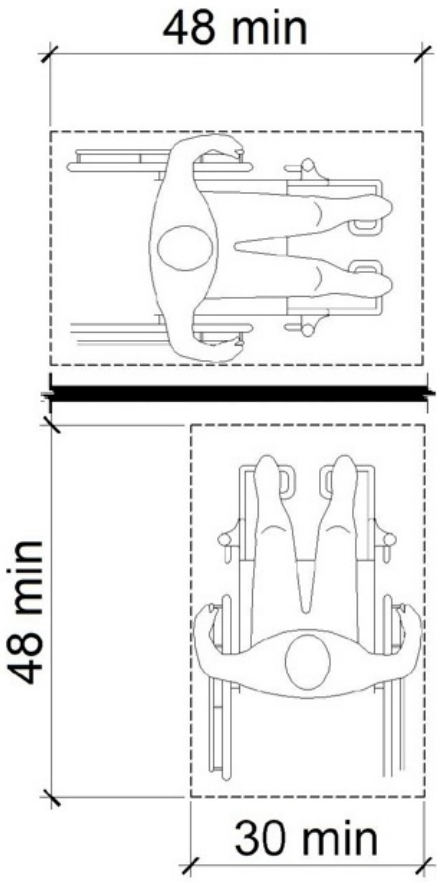

Exterior Elements: Sidewalk

Barrier: 3

The element is not accessible because there is not adequate clear floor space for an approach.

The clear floor or ground space shall be 30 inches minimum by 48 inches minimum.

Citation:

2010 ADAS Section: 305.3

Conceptual Budget Estimate:

$2,600.00

Possible Solution:

Install clear floor space for table.

Barrier Priority:

Priority 4 (4):



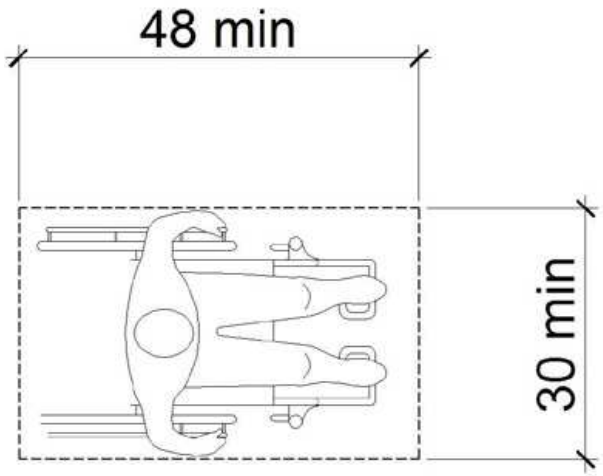

Exterior Elements: Paved Trail

Barrier: 4

The element is not accessible because it does not allow a forward or side approach.

This element must be on an accessible route of travel that is 36 inches wide minimum and provides a 30 inch by 48 inch clear floor space that allows a side or forward approach.

Citation:

2010 ADAS Section: 305.5

Conceptual Budget Estimate:

$900.00

Possible Solution:

Reinstall trash to be on accessible path of travel.

Barrier Priority:

Priority 4 (4):



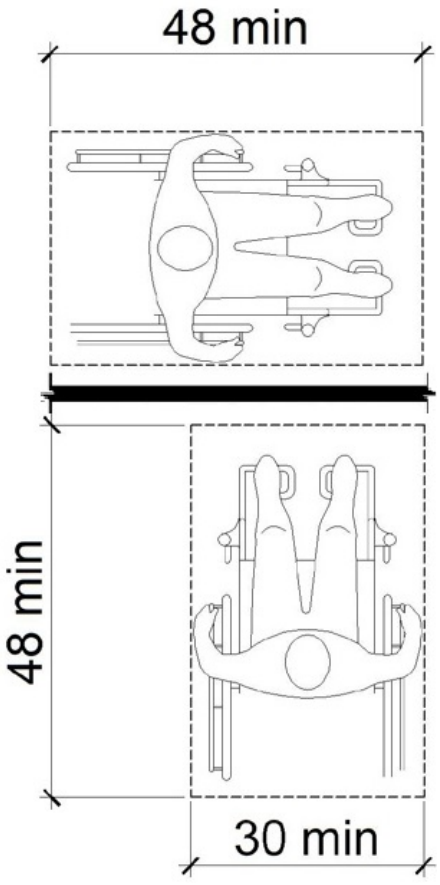

Exterior Elements: Paved Trail

Barrier: 5

The element is not accessible because there is not adequate clear floor space for an approach.

The clear floor or ground space shall be 30 inches minimum by 48 inches minimum.

Citation:

2010 ADAS Section: 305.3

Conceptual Budget Estimate:

$2,600.00

Possible Solution:

Install clear floor space for bench.

Barrier Priority:

Priority 4 (4):



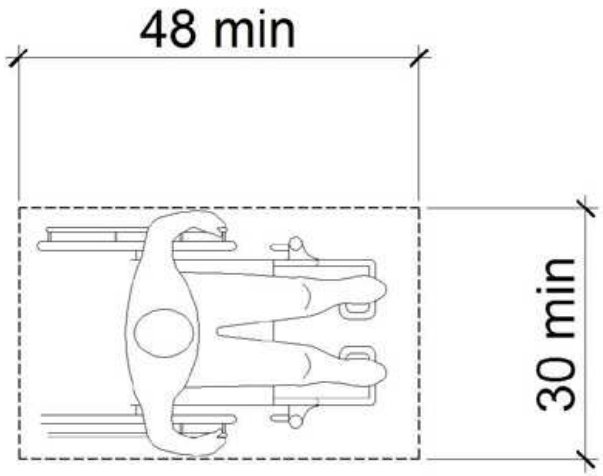

Exterior Elements: Paved Trail

Barrier: 6

The element is not accessible because there is not adequate clear floor space for an approach.

The clear floor or ground space shall be 30 inches minimum by 48 inches minimum.

Citation:

2010 ADAS Section: 305.3

Conceptual Budget Estimate:

$2,600.00

Possible Solution:

Remove and install clear floor space.

Barrier Priority:

Priority 4 (4):



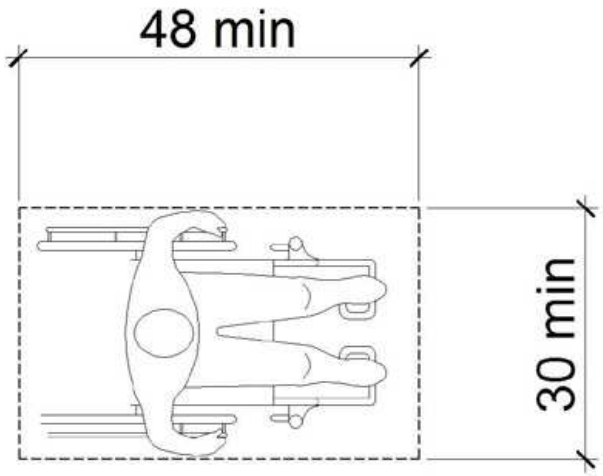

Barrier: 6 Additional Barrier Photos



Exterior Elements: Playground 1

Barrier: 7

The curb ramp exceeds the maximum running slope (parallel to the direction of travel) allowable of 8.33%.

Curb ramps should have the least possible slope but in no case more than 8.33% (1:12).

Citation:

2010 ADAS Section: 406.1

Conceptual Budget Estimate:

$2,700.00

Possible Solution:

Lower elevated ramp to correct slope.

Barrier Priority:

Priority 1 (1):



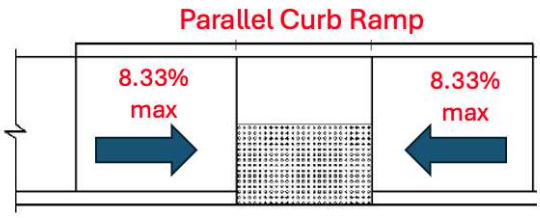

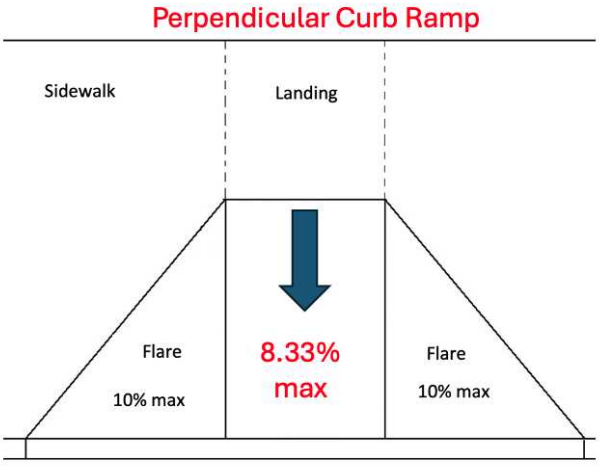

Barrier: 7 Additional Barrier Photos

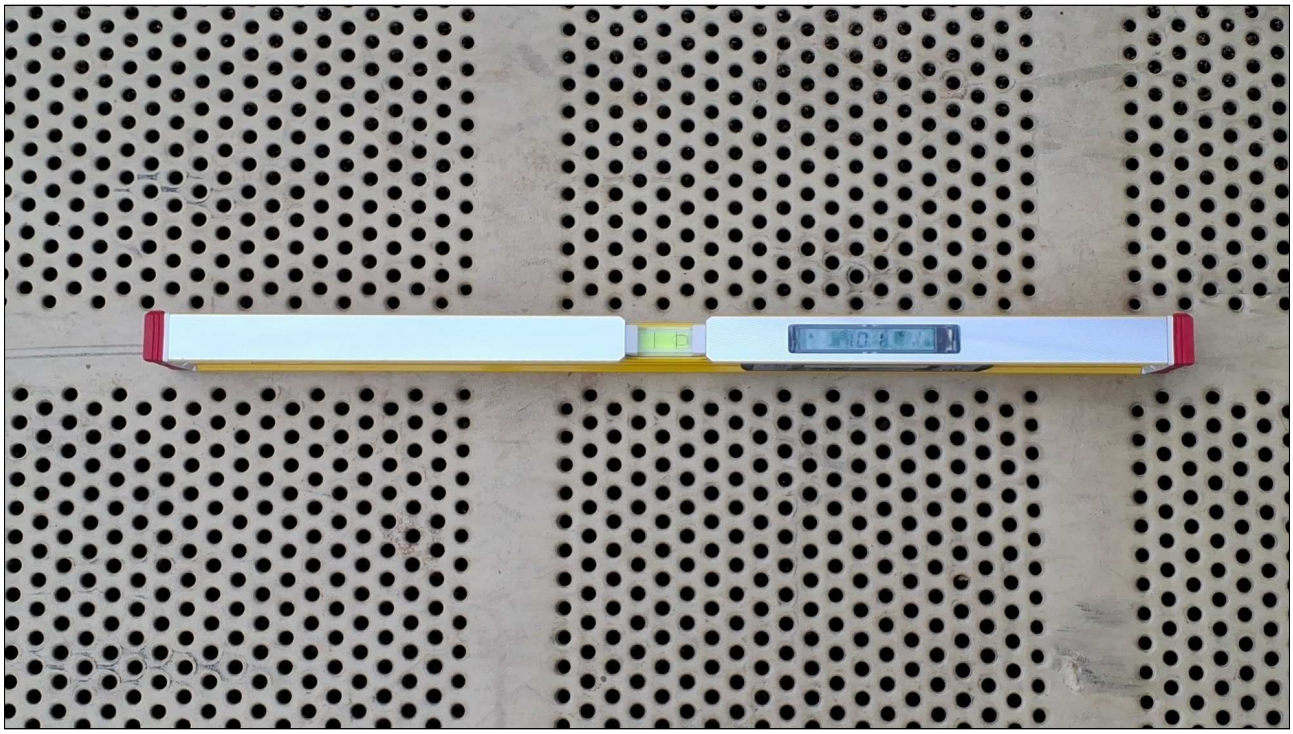

Exterior Elements: Playground 1

Barrier: 8

The rise of the ramp connecting elevated play components exceeds the maximum allowable.

The rise for any ramp run connecting Elevated Play Components shall be 12 inches maximum.

Citation:

2010 ADAS Section: 1008.2.5.2

Conceptual Budget Estimate:

$2,700.00

Possible Solution:

Lower elevated ramp.

Barrier Priority:

Priority 2 (2):



Barrier: 8 Additional Barrier Photos



Exterior Elements: Benches

Barrier: 9

The element is not accessible because there is not adequate clear floor space for an approach.

The clear floor or ground space shall be 30 inches minimum by 48 inches minimum.

Citation:

2010 ADAS Section: 305.3

Conceptual Budget Estimate:

$2,600.00

Possible Solution:

Install clear floor space for bench.

Barrier Priority:

Priority 4 (4):



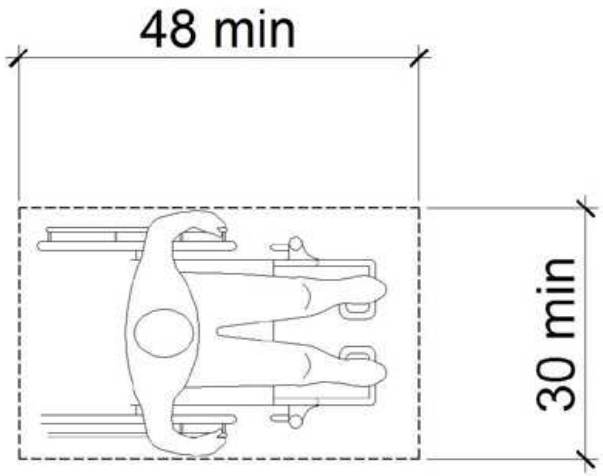

Exterior Elements: Benches

Barrier: 10

The element is not accessible because there is not adequate clear floor space for an approach.

The clear floor or ground space shall be 30 inches minimum by 48 inches minimum.

Citation:

2010 ADAS Section: 305.3

Conceptual Budget Estimate:

$2,600.00

Possible Solution:

Install clear floor space for bench.

Barrier Priority:

Priority 4 (4):



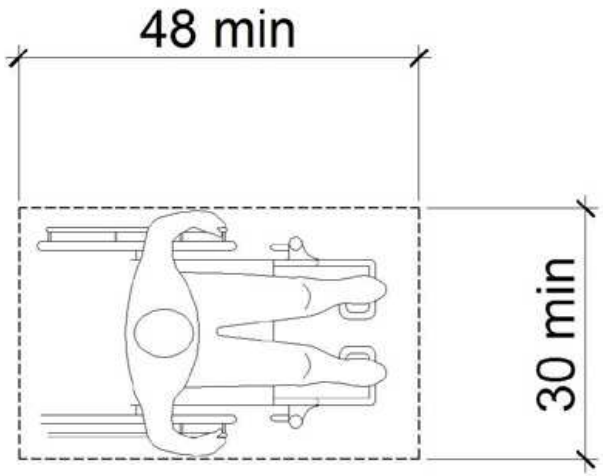

Exterior Elements: Benches

Barrier: 11

The element is not accessible because there is not adequate clear floor space for an approach.

The clear floor or ground space shall be 30 inches minimum by 48 inches minimum.

Citation:

2010 ADAS Section: 305.3

Conceptual Budget Estimate:

$2,600.00

Possible Solution:

Install clear floor space for bench.

Barrier Priority:

Priority 4 (4):



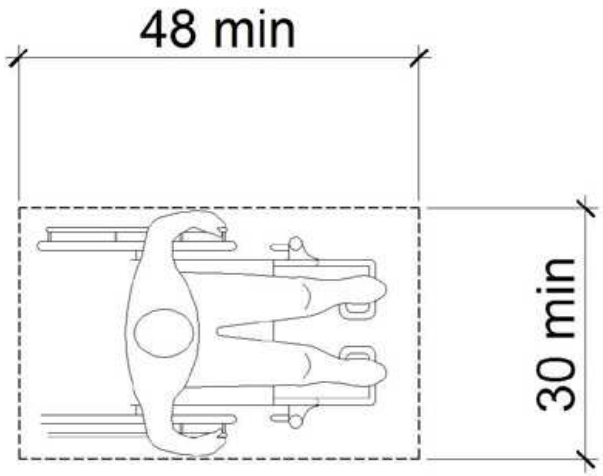

Exterior Elements: Picnic Area

Barrier: 12

The ramps exceeds the maximum running slope (direction of travel) allowable of 8.33%.

Ramps should have the least possible slope but in no case more than 8.3% (1:12).

Citation:

2010 ADAS Section: 405.2

Conceptual Budget Estimate:

$700.00

Possible Solution:

Remove and reinstall ramp to table.

Barrier Priority:

Priority 4 (4):



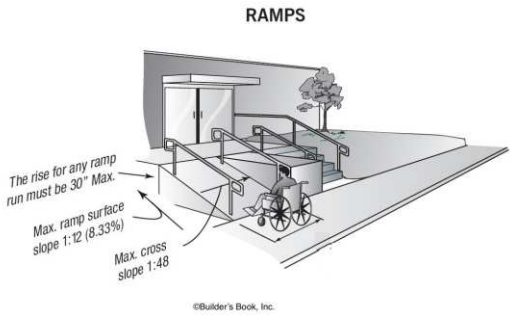

Barrier: 12 Additional Barrier Photos



Exterior Elements: Water Fountain

Barrier: 13

The clear floor space required at accessible drinking fountains is not positioned for a forward approach.

Units shall have a clear floor or ground space positioned for a forward approach and centered on the unit.

Citation:

2010 ADAS Section: 602.2

Conceptual Budget Estimate:

$1,500.00

Possible Solution:

Modify spout location to allow forward approach.

Barrier Priority:

Priority 4 (4):



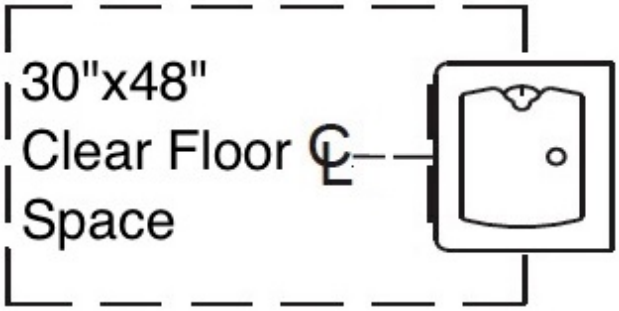

Site Accessibility Evaluation



Prairie Timber Park
801 Prairie Timber Rd
Burleson, TX 76028
Accessibility Evaluation
Inspection Date: 04/22/2026

Prepared By

Kimley»Horn

(817) 335 - 6511
kimley-horn.com

Cost Summary Disclaimer

The following “Cost report" assigns conceptual budget estimates to each possible solution. The Kimley-Horn has no control over the cost of labor, materials, equipment, or over the Contractor's methods of determining prices or over competitive bidding or market conditions. Opinions of probable costs provided herein are based on the information known to Kimley-Horn at this time and represent only Kimley-Horn's judgment as a design professional familiar with the construction industry. These opinions of costs are for corrective actions and involve a single solution without extensive study, destructive testing, or design. Opinion of costs represent material and labor cost only and do not include other factors such as design, permitting, overhead, and contingencies. The Consultant cannot and does not guarantee that proposals, bids, or actual construction costs will not vary from its opinions of probable costs. If the Client wishes greater assurance as to the amount of any cost, it shall employ an independent cost estimator. Consultant's services required to bring costs within any limitation established by the Client will be paid for as Additional Services.

Standards Defined

Americans with Disabilities Act Standards (ADAS) issued under the Americans with Disabilities Act (ADA) apply to places of public accommodation, commercial facilities, and state and local government facilities in new construction, alterations, and additions. The ADA Standards are based on minimum guidelines set by the Access Board. The ADA standards are issued by the Department of Justice (DOJ) and the Department of Transportation (DOT) and apply to facilities covered by the ADA in new construction and alterations. DOJ’s standards apply to all facilities covered by the ADA, except public transportation facilities, which are subject to DOT’s standards. Both standards are very similar and are closely based on the Board’s ADA Accessibility Guidelines (ADAAG). However, each contains a few unique provisions.

This facility was evaluated to the applicable ADA standards in effect at the time of the evaluation. State and local building codes under which the project was originally constructed are excluded from the evaluations. However, each element should be checked against current standards and codes at the time they are altered for compliance.

Park Barrier Priority

Physical barriers to access for parks were assigned a barrier priority, which are defined in the table below. This barrier prioritization methodology was developed by the Consultant Team and is just one factor for the City of Burleson to consider in developing the Transition Plan implementation strategy (see **Section 5.2 Implementation Schedule** in the Transition Plan for more information).

Barrier Priority	Criteria
1	Accessible approach and entrance.
2	Access to goods and services.
3	Access to public toilet rooms.
4	Access to other items such as water fountains and public telephones.
5	Fully compliant with a previous standard (safe-harbored) but will need to be brought into compliance with a current standard if altered.

Conceptual Budget Estimate Summary

Room / Area	Barrier Count	Conceptual Budget Estimate
Playground	4	$ 3,000
Sidewalk	2	$ 5,200
Total	**6**	**$ 8,200**

Barriers 3

Exterior Elements 3

Playground 3

Sidewalk 9

Exterior Elements: Playground

Barrier: 1

The transfer platform is not within the compliant range above the ground.

The height of transfer platforms shall be 11 inches minimum and 18 inches maximum measured to the top of the surface from the ground or floor surface.

Citation:

2010 ADAS Section: 1008.3.1.2

Conceptual Budget Estimate:

$2,700.00

Possible Solution:

Lower transfer platform.

Barrier Priority:

Priority 2 (2):



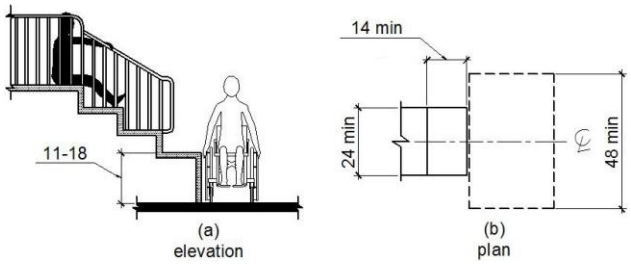

Barrier: 1 Additional Barrier Photos



Exterior Elements: Playground

Barrier: 2

Compliance with ASTM F1951 for accessibility for ground surfaces on accessible routes, clear floor or ground spaces, and turning spaces has not been determined.

Ground surfaces shall comply with ASTM F 1951. Ground surfaces shall be inspected and maintained regularly and frequently to ensure continued compliance with ASTM F 1951.

Citation:

2010 ADAS Section: 1008.2.6.1

Possible Solution:

Surface covering conditionally compliant but must be maintained and compliance can be documented by manufacture certification.

Barrier Priority:

Priority 5 (5):



Exterior Elements: Playground

Barrier: 3

Compliance with ASTM F 1292 for Use Zones has not been determined.

Ground surfaces located within use zones shall comply with ASTM F 1292 (1999 edition or 2004 edition).

Citation:

2010 ADAS Section: 1008.2.6.2

Possible Solution:

Surface covering conditionally compliant but must be maintained and compliance can be documented by manufacture certification.

Barrier Priority:

Priority 5 (5):



Exterior Elements: Playground

Barrier: 4

The walkway contains abrupt vertical edges and/or variations over a 1/2 inch.

1/4 inch is the maximum vertical rise. Changes in level between 1/4 inch and 1/2 inch must be beveled at 1:2 or less.

Citation:

2010 ADAS Section: 303.3, 303.2

Conceptual Budget Estimate:

$300.00

Possible Solution:

Install beveled threshold from path leading into play area.

Barrier Priority:

Priority 1 (1):



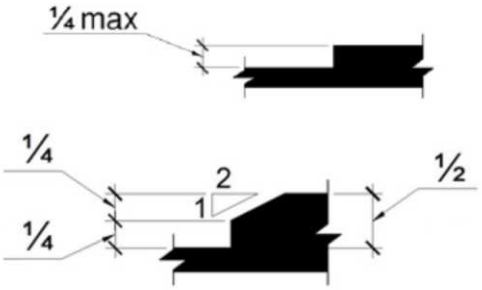

Barrier: 4 Additional Barrier Photos



Exterior Elements: Sidewalk

Barrier: 5

The element is not accessible because there is not adequate clear floor space for an approach.

The clear floor or ground space shall be 30 inches minimum by 48 inches minimum.

Citation:

2010 ADAS Section: 305.3

Conceptual Budget Estimate:

$2,600.00

Possible Solution:

Install clear floor space for bench.

Barrier Priority:

Priority 4 (4):



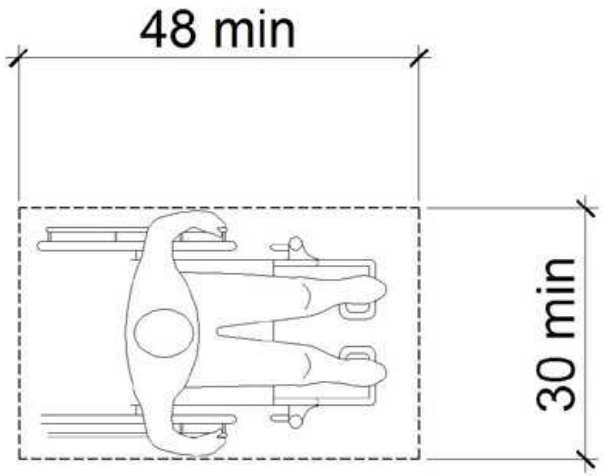

Exterior Elements: Sidewalk

Barrier: 6

The element is not accessible because there is not adequate clear floor space for an approach.

The clear floor or ground space shall be 30 inches minimum by 48 inches minimum.

Citation:

2010 ADAS Section: 305.3

Conceptual Budget Estimate:

$2,600.00

Possible Solution:

Install clear floor space for bench.

Barrier Priority:

Priority 4 (4):



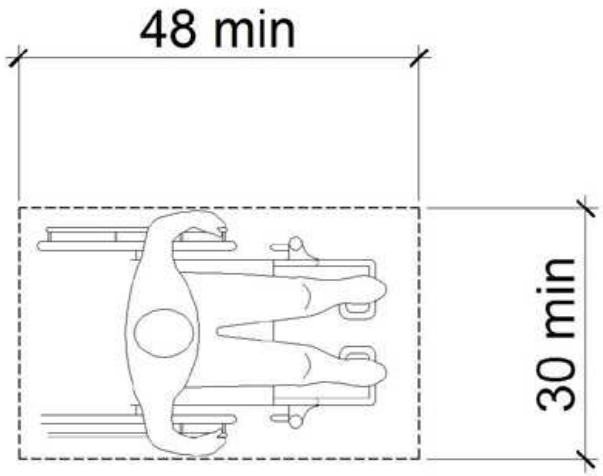

Site Accessibility Evaluation



Robert Joseph Park
2780 Greenridge Dr
Burleson, TX 76028
Accessibility Evaluation
Inspection Date: 04/22/2026

Prepared By

Kimley»Horn

(817) 335 - 6511
kimley-horn.com

Cost Summary Disclaimer

The following “Cost report" assigns conceptual budget estimates to each possible solution. The Kimley-Horn has no control over the cost of labor, materials, equipment, or over the Contractor's methods of determining prices or over competitive bidding or market conditions. Opinions of probable costs provided herein are based on the information known to Kimley-Horn at this time and represent only Kimley-Horn's judgment as a design professional familiar with the construction industry. These opinions of costs are for corrective actions and involve a single solution without extensive study, destructive testing, or design. Opinion of costs represent material and labor cost only and do not include other factors such as design, permitting, overhead, and contingencies. The Consultant cannot and does not guarantee that proposals, bids, or actual construction costs will not vary from its opinions of probable costs. If the Client wishes greater assurance as to the amount of any cost, it shall employ an independent cost estimator. Consultant's services required to bring costs within any limitation established by the Client will be paid for as Additional Services.

Standards Defined

Americans with Disabilities Act Standards (ADAS) issued under the Americans with Disabilities Act (ADA) apply to places of public accommodation, commercial facilities, and state and local government facilities in new construction, alterations, and additions. The ADA Standards are based on minimum guidelines set by the Access Board. The ADA standards are issued by the Department of Justice (DOJ) and the Department of Transportation (DOT) and apply to facilities covered by the ADA in new construction and alterations. DOJ’s standards apply to all facilities covered by the ADA, except public transportation facilities, which are subject to DOT’s standards. Both standards are very similar and are closely based on the Board’s ADA Accessibility Guidelines (ADAAG). However, each contains a few unique provisions.

This facility was evaluated to the applicable ADA standards in effect at the time of the evaluation. State and local building codes under which the project was originally constructed are excluded from the evaluations. However, each element should be checked against current standards and codes at the time they are altered for compliance.

Park Barrier Priority

Physical barriers to access for parks were assigned a barrier priority, which are defined in the table below. This barrier prioritization methodology was developed by the Consultant Team and is just one factor for the City of Burleson to consider in developing the Transition Plan implementation strategy (see **Section 5.2 Implementation Schedule** in the Transition Plan for more information).

Barrier Priority	Criteria
1	Accessible approach and entrance.
2	Access to goods and services.
3	Access to public toilet rooms.
4	Access to other items such as water fountains and public telephones.
5	Fully compliant with a previous standard (safe-harbored) but will need to be brought into compliance with a current standard if altered.

Conceptual Budget Estimate Summary

Room / Area	Barrier Count	Conceptual Budget Estimate
Benches	2	$ 5,200
Playground	3	$ 2,700
Total	**5**	**$ 7,900**

Barriers 3

Exterior Elements 3

Benches 3

Playground 5

Exterior Elements: Benches

Barrier: 1

The element is not accessible because there is not adequate clear floor space for an approach.

The clear floor or ground space shall be 30 inches minimum by 48 inches minimum.

Citation:

2010 ADAS Section: 305.3

Conceptual Budget Estimate:

$2,600.00

Possible Solution:

Install clear floor space for bench.

Barrier Priority:

Priority 4 (4):



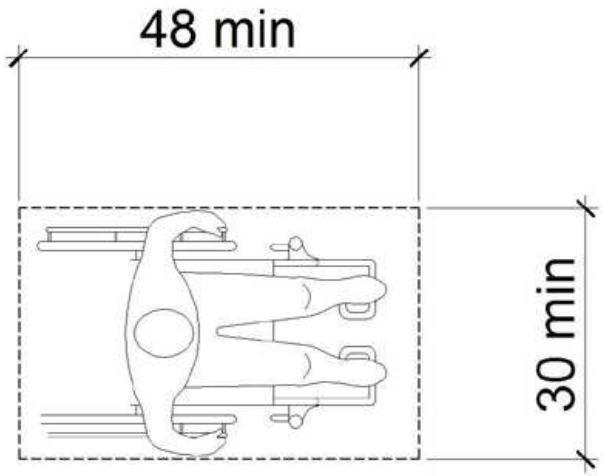

Exterior Elements: Benches

Barrier: 2

The element is not accessible because there is not adequate clear floor space for an approach.

The clear floor or ground space shall be 30 inches minimum by 48 inches minimum.

Citation:

2010 ADAS Section: 305.3

Conceptual Budget Estimate:

$2,600.00

Possible Solution:

Install clear floor space for bench.

Barrier Priority:

Priority 4 (4):



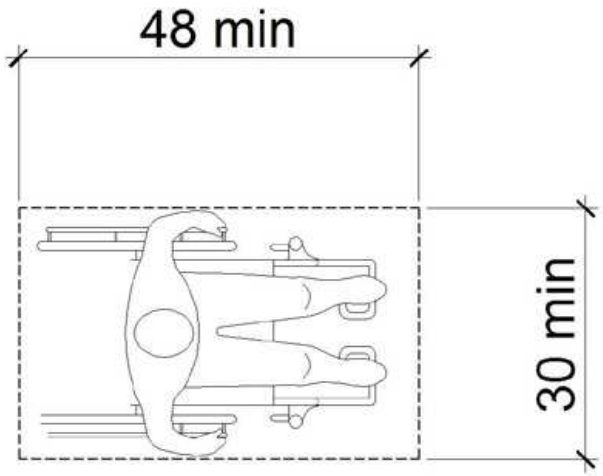

Exterior Elements: Playground

Barrier: 3

The transfer platform is not within the compliant range above the ground.

The height of transfer platforms shall be 11 inches minimum and 18 inches maximum measured to the top of the surface from the ground or floor surface.

Citation:

2010 ADAS Section: 1008.3.1.2

Conceptual Budget Estimate:

$2,700.00

Possible Solution:

Lower transfer platform.

Barrier Priority:

Priority 2 (2):



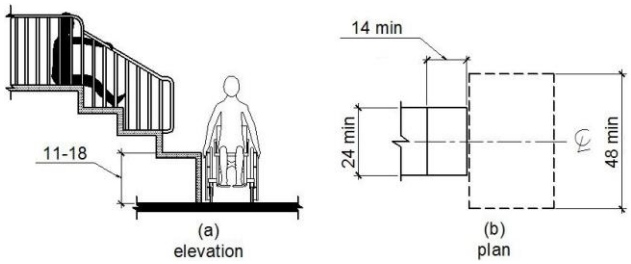

Barrier: 3 Additional Barrier Photos



Exterior Elements: Playground

Barrier: 4

Compliance with ASTM F1951 for accessibility for ground surfaces on accessible routes, clear floor or ground spaces, and turning spaces has not been determined.

Ground surfaces shall comply with ASTM F 1951. Ground surfaces shall be inspected and maintained regularly and frequently to ensure continued compliance with ASTM F 1951.

Citation:

2010 ADAS Section: 1008.2.6.1

Possible Solution:

Surface covering conditionally compliant but must be maintained and compliance can be documented by manufacture certification.

Barrier Priority:

Priority 5 (5):



Exterior Elements: Playground

Barrier: 5

Compliance with ASTM F 1292 for Use Zones has not been determined.

Ground surfaces located within use zones shall comply with ASTM F 1292 (1999 edition or 2004 edition).

Citation:

2010 ADAS Section: 1008.2.6.2

Possible Solution:

Surface covering conditionally compliant but must be maintained and compliance can be documented by manufacture certification.

Barrier Priority:

Priority 5 (5):



Site Accessibility Evaluation



Veteran's Memorial Plaza
298 E Renfro St
Burleson, TX 76028
Accessibility Evaluation
Inspection Date: 04/24/2026

Prepared By

Kimley»Horn

(817) 335 - 6511
kimley-horn.com

Cost Summary Disclaimer

The following “Cost report" assigns conceptual budget estimates to each possible solution. The Kimley-Horn has no control over the cost of labor, materials, equipment, or over the Contractor's methods of determining prices or over competitive bidding or market conditions. Opinions of probable costs provided herein are based on the information known to Kimley-Horn at this time and represent only Kimley-Horn's judgment as a design professional familiar with the construction industry. These opinions of costs are for corrective actions and involve a single solution without extensive study, destructive testing, or design. Opinion of costs represent material and labor cost only and do not include other factors such as design, permitting, overhead, and contingencies. The Consultant cannot and does not guarantee that proposals, bids, or actual construction costs will not vary from its opinions of probable costs. If the Client wishes greater assurance as to the amount of any cost, it shall employ an independent cost estimator. Consultant's services required to bring costs within any limitation established by the Client will be paid for as Additional Services.

Standards Defined

Americans with Disabilities Act Standards (ADAS) issued under the Americans with Disabilities Act (ADA) apply to places of public accommodation, commercial facilities, and state and local government facilities in new construction, alterations, and additions. The ADA Standards are based on minimum guidelines set by the Access Board. The ADA standards are issued by the Department of Justice (DOJ) and the Department of Transportation (DOT) and apply to facilities covered by the ADA in new construction and alterations. DOJ’s standards apply to all facilities covered by the ADA, except public transportation facilities, which are subject to DOT’s standards. Both standards are very similar and are closely based on the Board’s ADA Accessibility Guidelines (ADAAG). However, each contains a few unique provisions.

This facility was evaluated to the applicable ADA standards in effect at the time of the evaluation. State and local building codes under which the project was originally constructed are excluded from the evaluations. However, each element should be checked against current standards and codes at the time they are altered for compliance.

Park Barrier Priority

Physical barriers to access for parks were assigned a barrier priority, which are defined in the table below. This barrier prioritization methodology was developed by the Consultant Team and is just one factor for the City of Burleson to consider in developing the Transition Plan implementation strategy (see **Section 5.2 Implementation Schedule** in the Transition Plan for more information).

Barrier Priority	Criteria
1	Accessible approach and entrance.
2	Access to goods and services.
3	Access to public toilet rooms.
4	Access to other items such as water fountains and public telephones.
5	Fully compliant with a previous standard (safe-harbored) but will need to be brought into compliance with a current standard if altered.

Conceptual Budget Estimate Summary

Room / Area	Barrier Count	Conceptual Budget Estimate
Sidewalk	5	$ 11,400
Total	**5**	**$ 11,400**

Barriers **3**

Exterior Elements **3**

Sidewalk **3**

Exterior Elements: Sidewalk

Barrier: 1

The walkway contains abrupt vertical edges and/or variations over a 1/2 inch.

1/4 inch is the maximum vertical rise. Changes in level between 1/4 inch and 1/2 inch must be beveled at 1:2 or less.

Changes in level greater than 1/2 inch must be by way of a ramp.

Citation:

1991 ADAS Section: 4.5.2

Conceptual Budget Estimate:

$700.00

Possible Solution:

Replace missing bricks and sinking brick paver pathway.

Barrier Priority:

Priority 1 (1):



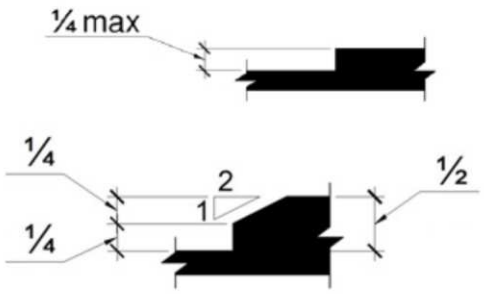

Barrier: 1 Additional Barrier Photos



Exterior Elements: Sidewalk

Barrier: 2

The walkway contains abrupt vertical edges and/or variations over a 1/2 inch.

1/4 inch is the maximum vertical rise. Changes in level between 1/4 inch and 1/2 inch must be beveled at 1:2 or less.

Changes in level greater than 1/2 inch must be by way of a ramp.

Citation:

1991 ADAS Section: 4.5.2

Conceptual Budget Estimate:

$3,300.00

Possible Solution:

Replace heaving brick pathway.

Barrier Priority:

Priority 1 (1):



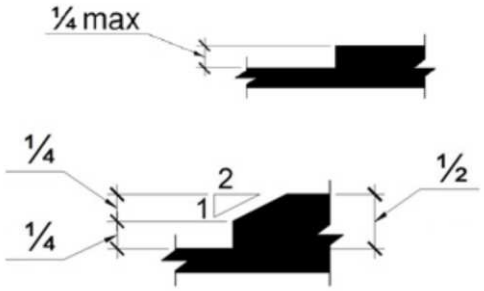

Barrier: 2 Additional Barrier Photos



Exterior Elements: Sidewalk

Barrier: 3

The walkway contains abrupt vertical edges and/or variations over a 1/2 inch.

1/4 inch is the maximum vertical rise. Changes in level between 1/4 inch and 1/2 inch must be beveled at 1:2 or less.

Changes in level greater than 1/2 inch must be by way of a ramp.

Citation:

1991 ADAS Section: 4.5.2

Conceptual Budget Estimate:

$6,000.00

Possible Solution:

Replace sinking brick pathway.

Barrier Priority:

Priority 1 (1):



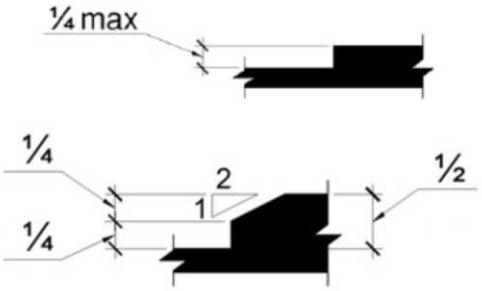

Barrier: 3 Additional Barrier Photos



Exterior Elements: Sidewalk

Barrier: 4

The walkway contains abrupt vertical edges and/or variations over a 1/2 inch.

1/4 inch is the maximum vertical rise. Changes in level between 1/4 inch and 1/2 inch must be beveled at 1:2 or less.

Changes in level greater than 1/2 inch must be by way of a ramp.

Citation:

1991 ADAS Section: 4.5.2

Conceptual Budget Estimate:

$500.00

Possible Solution:

Level concrete surface to surrounding accessible route.

Barrier Priority:

Priority 1 (1):



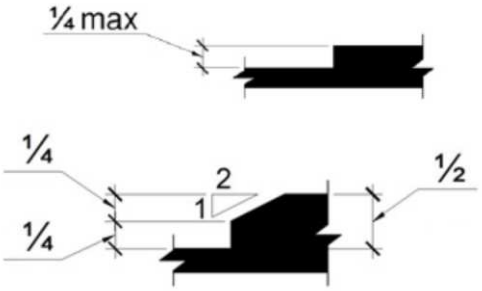

Exterior Elements: Sidewalk

Barrier: 5

The clear floor space only allows for a forward approach, and the element is out of reach range.

Where a forward reach is unobstructed, the high forward reach shall be 48 inches maximum, and the low forward reach shall be 15 inches minimum above the finish floor or ground.

Citation:

1991 ADAS Section: 4.2.5

Conceptual Budget Estimate:

$900.00

Possible Solution:

Lower trash can.

Barrier Priority:

Priority 4 (4):



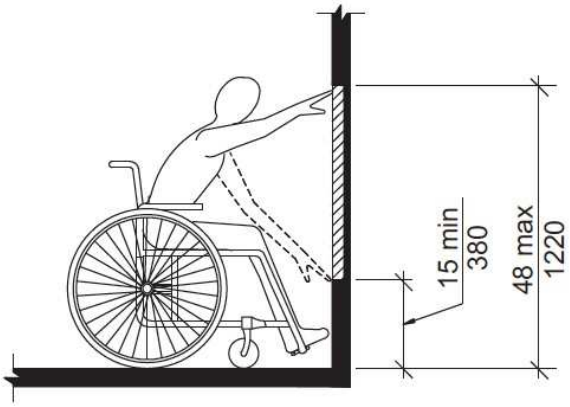

Barrier: 5 Additional Barrier Photos



Site Accessibility Evaluation



Wakefield Heights Park
704 Elizabeth Dr
Burleson, TX 76028
Accessibility Evaluation
Inspection Date: 04/24/2026

Prepared By

Kimley»Horn

(817) 335 - 6511
kimley-horn.com

Cost Summary Disclaimer

The following “Cost report" assigns conceptual budget estimates to each possible solution. The Kimley-Horn has no control over the cost of labor, materials, equipment, or over the Contractor's methods of determining prices or over competitive bidding or market conditions. Opinions of probable costs provided herein are based on the information known to Kimley-Horn at this time and represent only Kimley-Horn's judgment as a design professional familiar with the construction industry. These opinions of costs are for corrective actions and involve a single solution without extensive study, destructive testing, or design. Opinion of costs represent material and labor cost only and do not include other factors such as design, permitting, overhead, and contingencies. The Consultant cannot and does not guarantee that proposals, bids, or actual construction costs will not vary from its opinions of probable costs. If the Client wishes greater assurance as to the amount of any cost, it shall employ an independent cost estimator. Consultant's services required to bring costs within any limitation established by the Client will be paid for as Additional Services.

Standards Defined

Americans with Disabilities Act Standards (ADAS) issued under the Americans with Disabilities Act (ADA) apply to places of public accommodation, commercial facilities, and state and local government facilities in new construction, alterations, and additions. The ADA Standards are based on minimum guidelines set by the Access Board. The ADA standards are issued by the Department of Justice (DOJ) and the Department of Transportation (DOT) and apply to facilities covered by the ADA in new construction and alterations. DOJ’s standards apply to all facilities covered by the ADA, except public transportation facilities, which are subject to DOT’s standards. Both standards are very similar and are closely based on the Board’s ADA Accessibility Guidelines (ADAAG). However, each contains a few unique provisions.

This facility was evaluated to the applicable ADA standards in effect at the time of the evaluation. State and local building codes under which the project was originally constructed are excluded from the evaluations. However, each element should be checked against current standards and codes at the time they are altered for compliance.

Park Barrier Priority

Physical barriers to access for parks were assigned a barrier priority, which are defined in the table below. This barrier prioritization methodology was developed by the Consultant Team and is just one factor for the City of Burleson to consider in developing the Transition Plan implementation strategy (see **Section 5.2 Implementation Schedule** in the Transition Plan for more information).

Barrier Priority	Criteria
1	Accessible approach and entrance.
2	Access to goods and services.
3	Access to public toilet rooms.
4	Access to other items such as water fountains and public telephones.
5	Fully compliant with a previous standard (safe-harbored) but will need to be brought into compliance with a current standard if altered.

Conceptual Budget Estimate Summary

Room / Area	Barrier Count	Conceptual Budget Estimate
Water Fountain	1	$ 1,500
Benches	5	$ 10,200
Playground	3	$ 2,700
Total	**9**	**$ 14,400**

Barriers 3

Exterior Elements 3

Water Fountain 3

Benches 5

Playground 10

Exterior Elements: Water Fountain

Barrier: 1

The spout location on the drinking fountain is not compliant.

The spout shall be located 15 inches minimum from the vertical support and 5 inches maximum from the front edge of the unit, including bumpers.

Citation:

2010 ADAS Section: 602.5

Conceptual Budget Estimate:

$1,500.00

Possible Solution:

Modify spout placement for drinking fountain.

Barrier Priority:

Priority 4 (4):



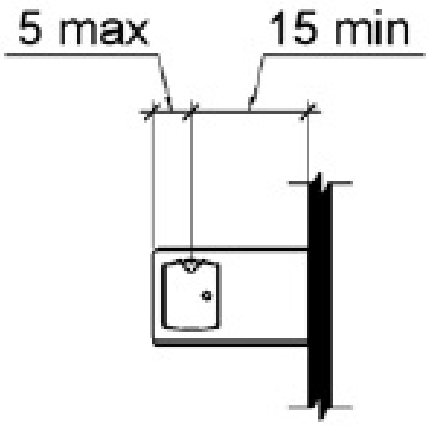

Barrier: 1 Additional Barrier Photos



Exterior Elements: Benches

Barrier: 2

The element is not accessible because it does not allow a forward or side approach.

This element must be on an accessible route of travel that is 36 inches wide minimum and provides a 30 inch by 48 inch clear floor space that allows a side or forward approach.

Citation:

2010 ADAS Section: 305.5

Conceptual Budget Estimate:

$1,000.00

Possible Solution:

Install accessible route to element.

Barrier Priority:

Priority 1 (1):



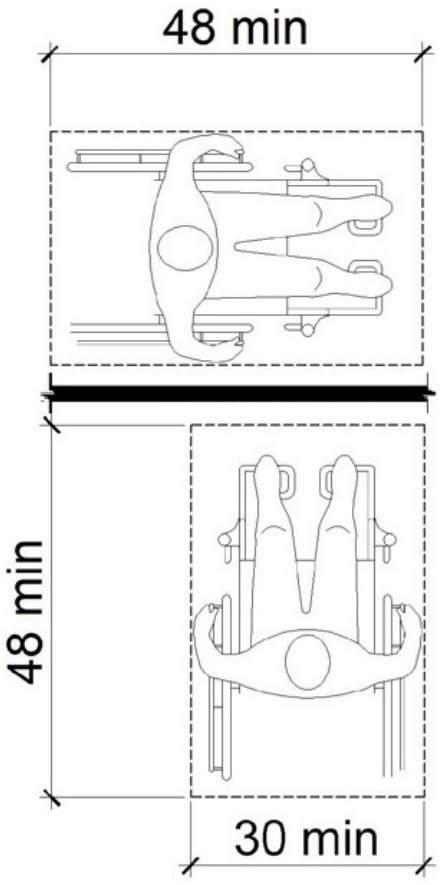

Exterior Elements: Benches

Barrier: 3

The element is not accessible because it does not allow a forward or side approach.

This element must be on an accessible route of travel that is 36 inches wide minimum and provides a 30 inch by 48 inch clear floor space that allows a side or forward approach.

Citation:

2010 ADAS Section: 305.5

Conceptual Budget Estimate:

$2,700.00

Possible Solution:

Install accessible route to element.

Barrier Priority:

Priority 1 (1):



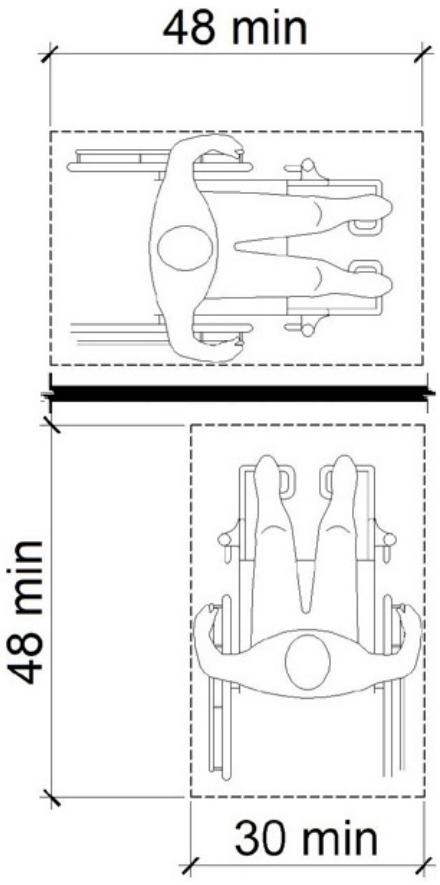

Exterior Elements: Benches

Barrier: 4

The element is not accessible because there is not adequate clear floor space for an approach.

The clear floor or ground space shall be 30 inches minimum by 48 inches minimum.

Citation:

2010 ADAS Section: 305.3

Conceptual Budget Estimate:

$2,600.00

Possible Solution:

Install clear floor space for bench.

Barrier Priority:

Priority 4 (4):



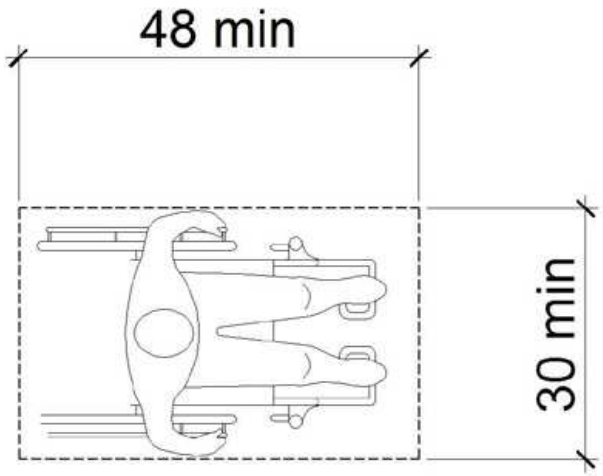

Exterior Elements: Benches

Barrier: 5

The element is not accessible because it does not allow a forward or side approach.

This element must be on an accessible route of travel that is 36 inches wide minimum and provides a 30 inch by 48 inch clear floor space that allows a side or forward approach.

Citation:

2010 ADAS Section: 305.5

Conceptual Budget Estimate:

$1,300.00

Possible Solution:

Install accessible route to element.

Barrier Priority:

Priority 1 (1):



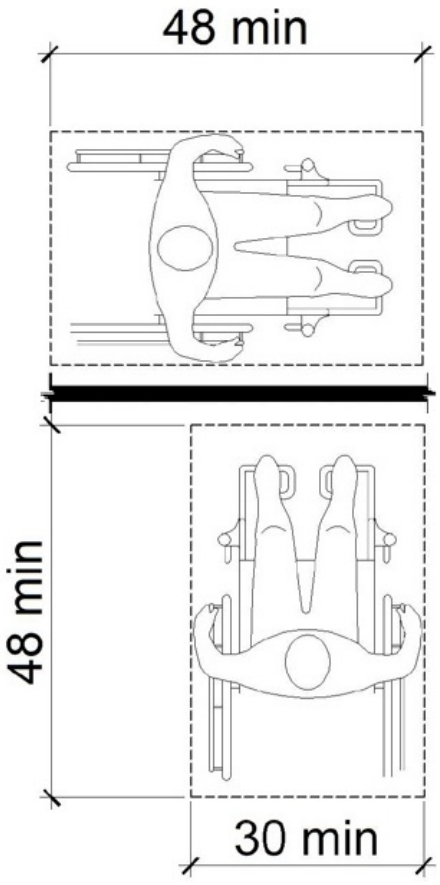

Exterior Elements: Benches

Barrier: 6

The element is not accessible because there is not adequate clear floor space for an approach.

The clear floor or ground space shall be 30 inches minimum by 48 inches minimum.

Citation:

2010 ADAS Section: 305.3

Conceptual Budget Estimate:

$2,600.00

Possible Solution:

Install clear floor space for bench.

Barrier Priority:

Priority 4 (4):



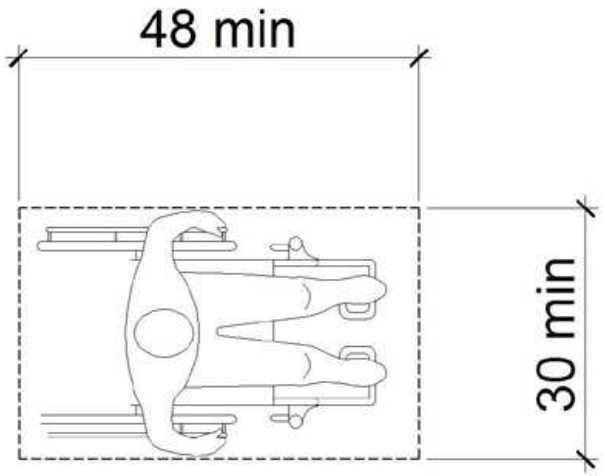

Exterior Elements: Playground

Barrier: 7

Compliance with ASTM F 1292 for Use Zones has not been determined.

Ground surfaces located within use zones shall comply with ASTM F 1292 (1999 edition or 2004 edition).

Citation:

2010 ADAS Section: 1008.2.6.2

Possible Solution:

Surface covering conditionally compliant but must be maintained and compliance can be documented by manufacture certification.

Barrier Priority:

Priority 5 (5):



Exterior Elements: Playground

Barrier: 8

Compliance with ASTM F1951 for accessibility for ground surfaces on accessible routes, clear floor or ground spaces, and turning spaces has not been determined.

Ground surfaces shall comply with ASTM F 1951. Ground surfaces shall be inspected and maintained regularly and frequently to ensure continued compliance with ASTM F 1951.

Citation:

2010 ADAS Section: 1008.2.6.1

Possible Solution:

Surface covering conditionally compliant but must be maintained and compliance can be documented by manufacture certification.

Barrier Priority:

Priority 5 (5):



Exterior Elements: Playground

Barrier: 9

The ramps exceeds the maximum running slope (direction of travel) allowable of 8.33%.

Ramps should have the least possible slope but in no case more than 8.3% (1:12).

Citation:

2010 ADAS Section: 405.2

Conceptual Budget Estimate:

$2,700.00

Possible Solution:

Reinstall elevated ramp.

Barrier Priority:

Priority 1 (1):



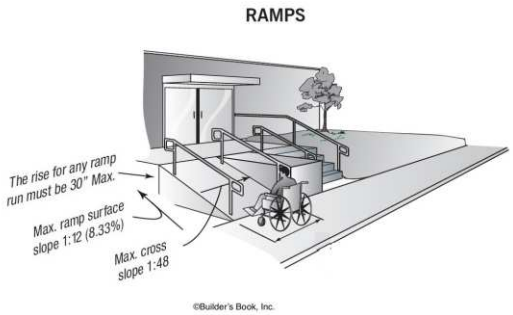

Barrier: 9 Additional Barrier Photos



Site Accessibility Evaluation



Warren Park
301 SW Johnson Ave
Burleson, TX 76028
Accessibility Evaluation
Inspection Date: 04/24/2026

Prepared By

Kimley»Horn

(817) 335 - 6511
kimley-horn.com

Cost Summary Disclaimer

The following “Cost report" assigns conceptual budget estimates to each possible solution.
The Kimley-Horn has no control over the cost of labor, materials, equipment, or over the Contractor's methods of determining prices or over competitive bidding or market conditions. Opinions of probable costs provided herein are based on the information known to Kimley-Horn at this time and represent only Kimley-Horn's judgment as a design professional familiar with the construction industry. These opinions of costs are for corrective actions and involve a single solution without extensive study, destructive testing, or design. Opinion of costs represent material and labor cost only and do not include other factors such as design, permitting, overhead, and contingencies. The Consultant cannot and does not guarantee that proposals, bids, or actual construction costs will not vary from its opinions of probable costs. If the Client wishes greater assurance as to the amount of any cost, it shall employ an independent cost estimator. Consultant's services required to bring costs within any limitation established by the Client will be paid for as Additional Services.

Standards Defined

Americans with Disabilities Act Standards (ADAS) issued under the Americans with Disabilities Act (ADA) apply to places of public accommodation, commercial facilities, and state and local government facilities in new construction, alterations, and additions. The ADA Standards are based on minimum guidelines set by the Access Board. The ADA standards are issued by the Department of Justice (DOJ) and the Department of Transportation (DOT) and apply to facilities covered by the ADA in new construction and alterations. DOJ’s standards apply to all facilities covered by the ADA, except public transportation facilities, which are subject to DOT’s standards. Both standards are very similar and are closely based on the Board’s ADA Accessibility Guidelines (ADAAG). However, each contains a few unique provisions.

This facility was evaluated to the applicable ADA standards in effect at the time of the evaluation. State and local building codes under which the project was originally constructed are excluded from the evaluations. However, each element should be checked against current standards and codes at the time they are altered for compliance.

Park Barrier Priority

Physical barriers to access for parks were assigned a barrier priority, which are defined in the table below. This barrier prioritization methodology was developed by the Consultant Team and is just one factor for the City of Burleson to consider in developing the Transition Plan implementation strategy (see **Section 5.2 Implementation Schedule** in the Transition Plan for more information).

Barrier Priority	Criteria
1	Accessible approach and entrance.
2	Access to goods and services.
3	Access to public toilet rooms.
4	Access to other items such as water fountains and public telephones.
5	Fully compliant with a previous standard (safe-harbored) but will need to be brought into compliance with a current standard if altered.

Conceptual Budget Estimate Summary

Room / Area	Barrier Count	Conceptual Budget Estimate
Parking	4	$ 8,500
Sidewalk	13	$ 29,300
Benches	2	$ 2,100
Courtside Area	7	$ 8,400
Swingset	1	$ 2,200
Paved Trail	3	$ 1,900
Men's Restroom	5	$ 4,600
Women's Restroom	4	$ 1,900
Picnic Area	2	$ 5,000
Water Fountain	1	$ 1,700
Total	**42**	**$ 65,600**

Barriers 3

Exterior Elements 3

Parking 3

Sidewalk 11

Benches 31

Courtside Area 33

Swingset 40

Paved Trail 41

Interior Elements 44

Men's Restroom 44

Women's Restroom 52

Picnic Area 58

Water Fountain 60

Exterior Elements: Parking

Barrier: 1

The curb ramp exceeds the maximum running slope (parallel to the direction of travel) allowable of 8.33%.

Curb ramps should have the least possible slope but in no case more than 8.33% (1:12).

Citation:

1991 ADAS Section: 4.8.2

Conceptual Budget Estimate:

$2,200.00

Possible Solution:

Remove and install compliant curb ramp.

Barrier Priority:

Priority 1 (1):



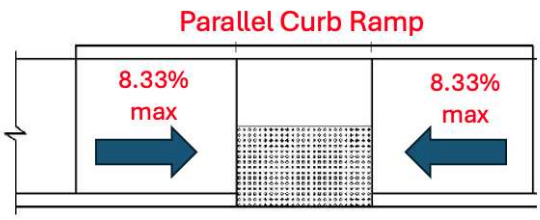

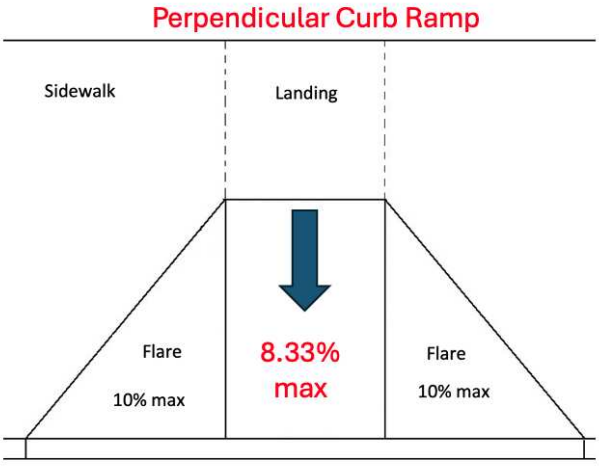

Barrier: 1 Additional Barrier Photos



Exterior Elements: Parking

Barrier: 2

The running slope (long dimension) of the accessible parking space exceeds 2%.

The running slope in an accessible parking space and the access aisle must not exceed 2%.

Citation:

1991 ADAS Section: 4.6.3

Conceptual Budget Estimate:

$2,100.00

Possible Solution:

Repave and restripe.

Barrier Priority:

Priority 1 (1):



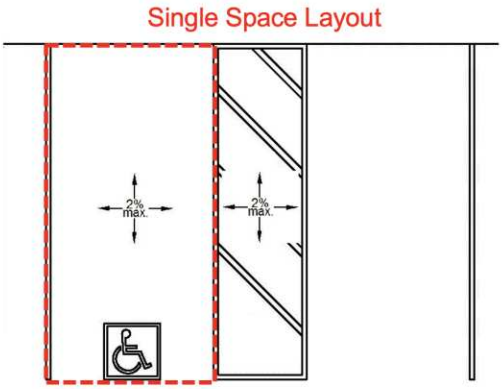

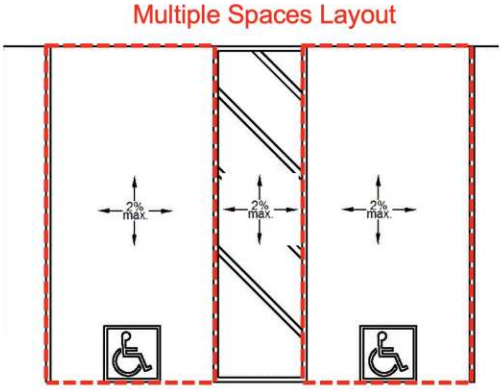

Barrier: 2 Additional Barrier Photos



Exterior Elements: Parking

Barrier: 3

The running slope (long dimension) of the accessible parking space exceeds 2%.

The running slope in an accessible parking space and the access aisle must not exceed 2%.

Citation:

1991 ADAS Section: 4.6.3

Conceptual Budget Estimate:

$2,100.00

Possible Solution:

Repave and restripe.

Barrier Priority:

Priority 1 (1):



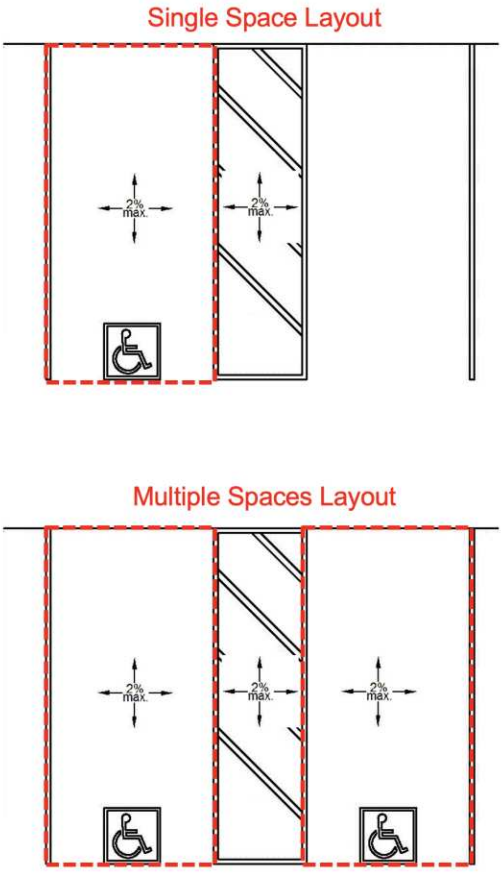

Barrier: 3 Additional Barrier Photos



Exterior Elements: Parking

Barrier: 4

The running slope (long dimension) of the accessible parking space exceeds 2%.

The running slope in an accessible parking space and the access aisle must not exceed 2%.

Citation:

1991 ADAS Section: 4.6.3

Conceptual Budget Estimate:

$2,100.00

Possible Solution:

Repave and restripe.

Barrier Priority:

Priority 1 (1):



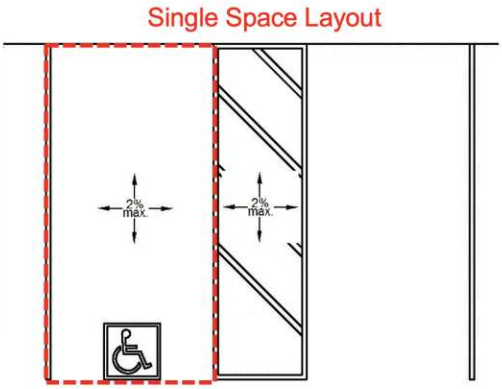

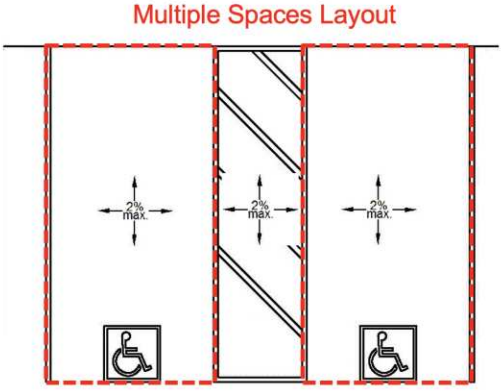

Barrier: 4 Additional Barrier Photos



Exterior Elements: Sidewalk

Barrier: 5

The walkway contains abrupt vertical edges and/or variations over a 1/2 inch.

1/4 inch is the maximum vertical rise. Changes in level between 1/4 inch and 1/2 inch must be beveled at 1:2 or less.

Changes in level greater than 1/2 inch must be by way of a ramp.

Citation:

1991 ADAS Section: 4.5.2

Conceptual Budget Estimate:

$1,100.00

Possible Solution:

Remove excessive changes in level.

Barrier Priority:

Priority 1 (1):



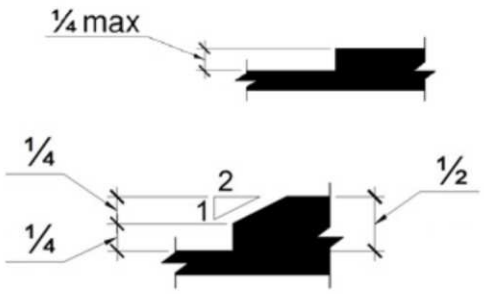

Barrier: 5 Additional Barrier Photos



Exterior Elements: Sidewalk

Barrier: 6

The walkway contains abrupt vertical edges and/or variations over a 1/2 inch.

1/4 inch is the maximum vertical rise. Changes in level between 1/4 inch and 1/2 inch must be beveled at 1:2 or less.

Changes in level greater than 1/2 inch must be by way of a ramp.

Citation:

1991 ADAS Section: 4.5.2

Conceptual Budget Estimate:

$1,100.00

Possible Solution:

Remove excessive changes in level.

Barrier Priority:

Priority 1 (1):



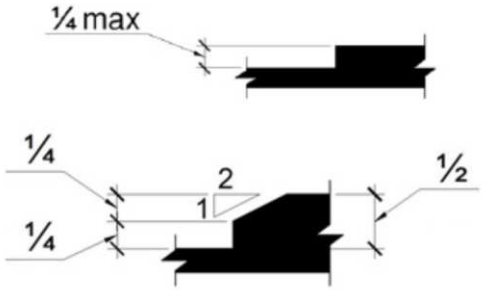

Barrier: 6 Additional Barrier Photos



Exterior Elements: Sidewalk

Barrier: 7

The walkway contains abrupt vertical edges and/or variations over 1/4 inch.

1/4 inch is the maximum vertical rise. Changes in level between 1/4 inch and 1/2 inch must be beveled at 1:2 or less.

Changes in level greater than 1/2 inch must be by way of a ramp.

Citation:

1991 ADAS Section: 4.5.2

Conceptual Budget Estimate:

$700.00

Possible Solution:

Patch opening.

Barrier Priority:

Priority 1 (1):



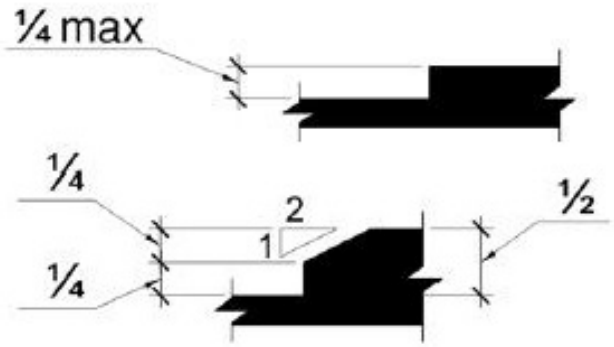

Barrier: 7 Additional Barrier Photos



Exterior Elements: Sidewalk

Barrier: 8

The accessible path of travel has cross slopes greater than 2%.

Surface cross slopes shall not exceed one unit vertical in 48 units horizontal (2-percent slope). When the slope in the direction of travel of any walk exceeds 1 unit vertical in 20 units horizontal (5-percent slope), it must be constructed as a ramp.

Citation:

1991 ADAS Section: 4.3.7

Conceptual Budget Estimate:

$700.00

Possible Solution:

Resurface concrete to correct cross slope.

Barrier Priority:

Priority 1 (1):



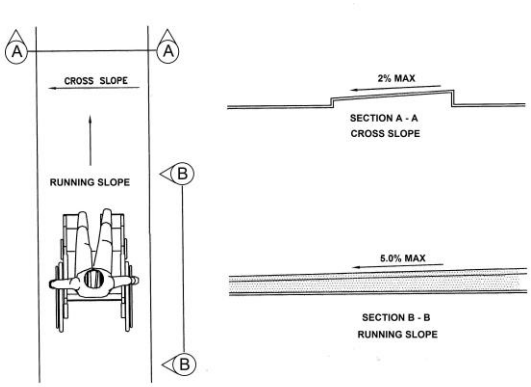

Barrier: 8 Additional Barrier Photos



Exterior Elements: Sidewalk

Barrier: 9

The element is not accessible because it does not allow a forward or side approach.

This element must be on an accessible route of travel that is 36 inches wide minimum and provides a 30 inch by 48 inch clear floor space that allows a side or forward approach.

Citation:

1991 ADAS Section: 4.2.4.1

Conceptual Budget Estimate:

$1,400.00

Possible Solution:

Install accessible path of travel to trash can.

Barrier Priority:

Priority 4 (4):



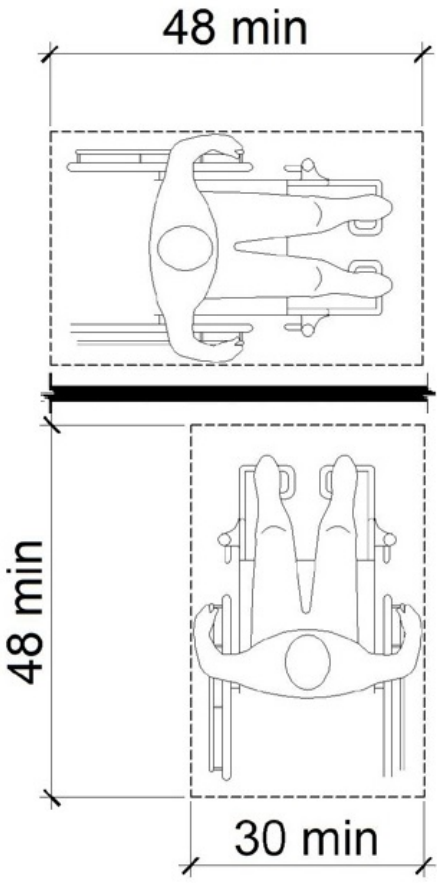

Exterior Elements: Sidewalk

Barrier: 10

The element is not accessible because it does not allow a forward or side approach.

This element must be on an accessible route of travel that is 36 inches wide minimum and provides a 30 inch by 48 inch clear floor space that allows a side or forward approach.

Citation:

1991 ADAS Section: 4.2.4.1

Conceptual Budget Estimate:

$900.00

Possible Solution:

Reinstall on accessible path of travel where clear floor space is provided.

Barrier Priority:

Priority 1 (1):



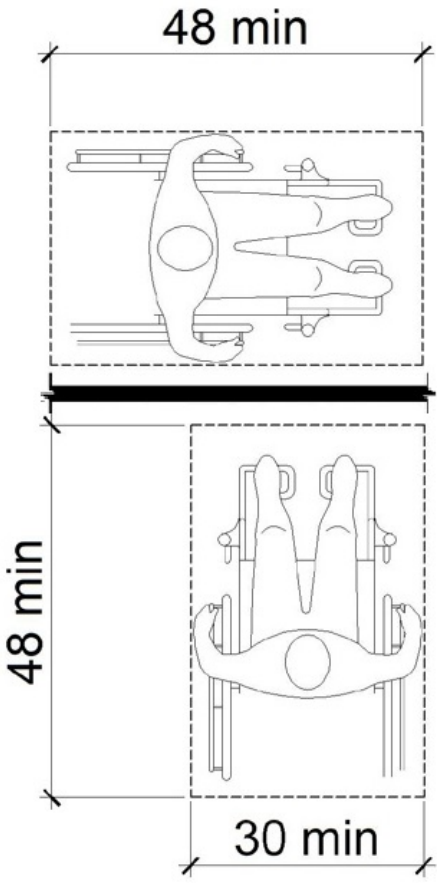

Exterior Elements: Sidewalk

Barrier: 11

The element is not accessible because there is not adequate clear floor space for an approach.

The clear floor or ground space shall be 30 inches minimum by 48 inches minimum.

Citation:

1991 ADAS Section: 4.2.4.1

Conceptual Budget Estimate:

$300.00

Possible Solution:

Reinstall table to accommodate clear floor space.

Barrier Priority:

Priority 4 (4):



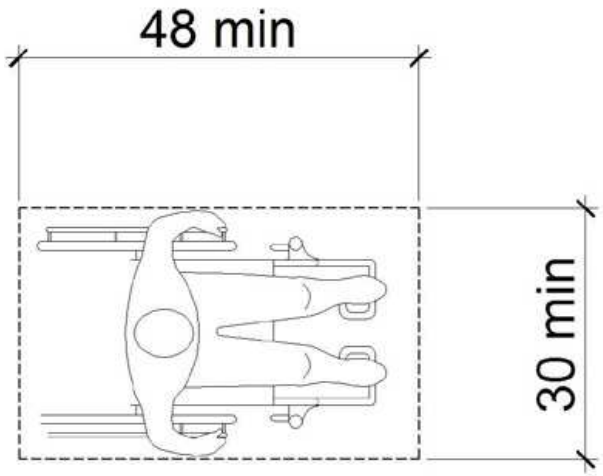

Exterior Elements: Sidewalk

Barrier: 12

The walkway contains abrupt vertical edges and/or variations over a 1/2 inch.

1/4 inch is the maximum vertical rise. Changes in level between 1/4 inch and 1/2 inch must be beveled at 1:2 or less.

Citation:

1991 ADAS Section: 4.5.2

Conceptual Budget Estimate:

$5,400.00

Possible Solution:

Install edge treatment for pedestrian bridge.

Barrier Priority:

Priority 1 (1):



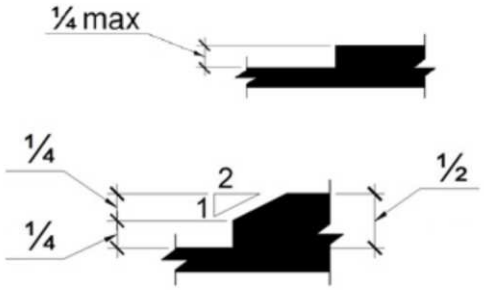

Barrier: 12 Additional Barrier Photos





Exterior Elements: Sidewalk

Barrier: 13

The accessible route has running slopes greater than 5% and has not been constructed as a ramp (i.e. handrails, edge protection, etc.) and/or has cross slopes that are greater than 2% across the width of the route.

When the slope in the direction of travel of any walk exceeds 1 unit vertical in 20 units horizontal (5-percent slope), it must be constructed as a ramp. Surface cross slopes must not exceed 1 unit vertical in 48 units horizontal (2-percent slope).

Citation:

1991 ADAS Section: 4.3.7

Conceptual Budget Estimate:

$11,000.00

Possible Solution:

Remove excessive changes in level.

Barrier Priority:

Priority 1 (1):



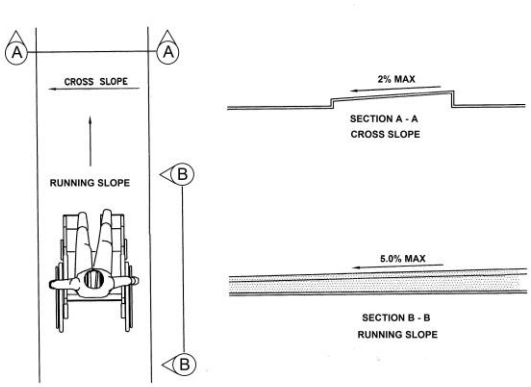

Barrier: 13 Additional Barrier Photos



Exterior Elements: Sidewalk

Barrier: 14

The element is not accessible because it does not allow a forward or side approach.

This element must be on an accessible route of travel that is 36 inches wide minimum and provides a 30 inch by 48 inch clear floor space that allows a side or forward approach.

Citation:

1991 ADAS Section: 4.2.4.1

Conceptual Budget Estimate:

$3,000.00

Possible Solution:

Remove parking spaces and bump stops and install accessible path of travel to pedestrian bridge.

Barrier Priority:

Priority 1 (1):



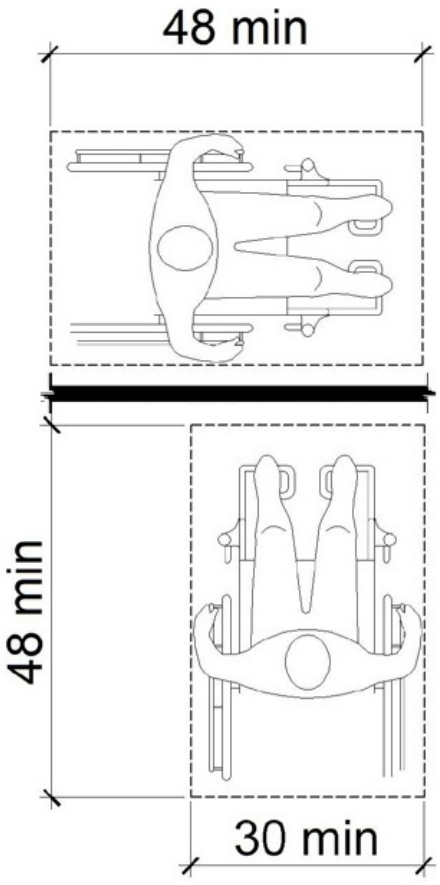

Exterior Elements: Sidewalk

Barrier: 15

The element is not positioned correctly for either a side or front approach.

If the clear floor space only allows forward approach to an object, the maximum high forward reach allowed shall be 48 in. The minimum low forward reach is 15 in. If the high forward reach is over an obstruction, reach and clearances shall be as shown in Fig. 5(b).

If the clear floor space allows parallel approach by a person in a wheelchair, the maximum high side reach allowed shall be 54 in and the low side reach shall be no less than 9 in above the floor. If the side reach is over an obstruction, the reach and clearances shall be as shown in Fig. 6(c).

Citation:

1991 ADAS Section: 4.2.5, 4.2.6

Conceptual Budget Estimate:

$900.00

Possible Solution:

Reinstall trash can.

Barrier Priority:

Priority 4 (4):



Barrier: 15 Additional Barrier Photos



Exterior Elements: Sidewalk

Barrier: 16

The element is not accessible because it does not allow a forward or side approach.

This element must be on an accessible route of travel that is 36 inches wide minimum and provides a 30 inch by 48 inch clear floor space that allows a side or forward approach.

Citation:

1991 ADAS Section: 4.2.4.1

Conceptual Budget Estimate:

$700.00

Possible Solution:

Install accessible path of travel to table.

Barrier Priority:

Priority 4 (4):



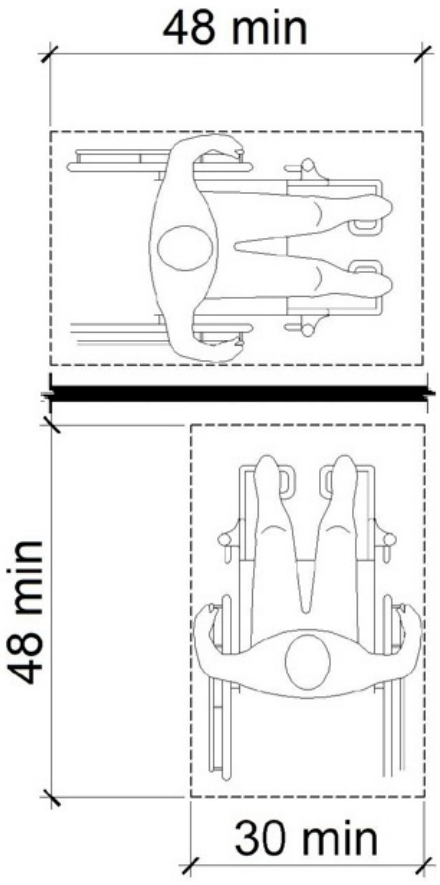

Exterior Elements: Sidewalk

Barrier: 17

The element is not accessible because it does not allow a forward or side approach.

This element must be on an accessible route of travel that is 36 inches wide minimum and provides a 30 inch by 48 inch clear floor space that allows a side or forward approach.

Citation:

1991 ADAS Section: 4.2.4.1

Conceptual Budget Estimate:

$2,100.00

Possible Solution:

Provide accessible route and reinstall bench to provide clear floor space.

Barrier Priority:

Priority 4 (4):



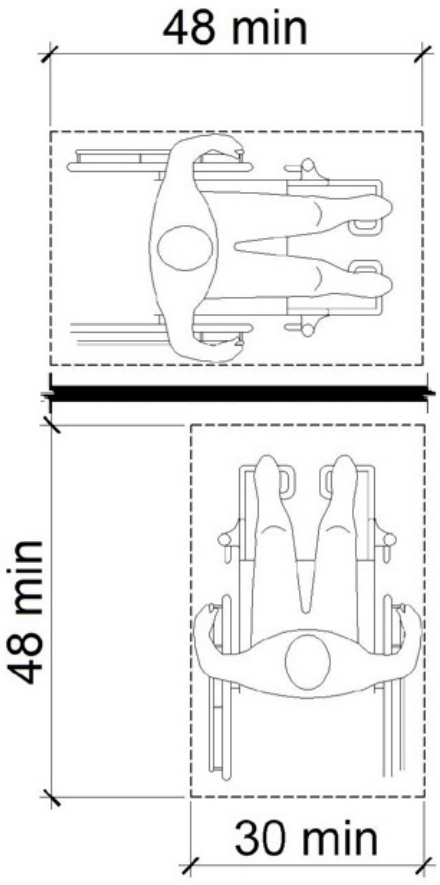

Exterior Elements: Benches

Barrier: 18

The element is not accessible because it does not allow a forward or side approach.

This element must be on an accessible route of travel that is 36 inches wide minimum and provides a 30 inch by 48 inch clear floor space that allows a side or forward approach.

Citation:

1991 ADAS Section: 4.2.4.1

Conceptual Budget Estimate:

$1,800.00

Possible Solution:

Install accessible path of travel to bench.

Barrier Priority:

Priority 4 (4):



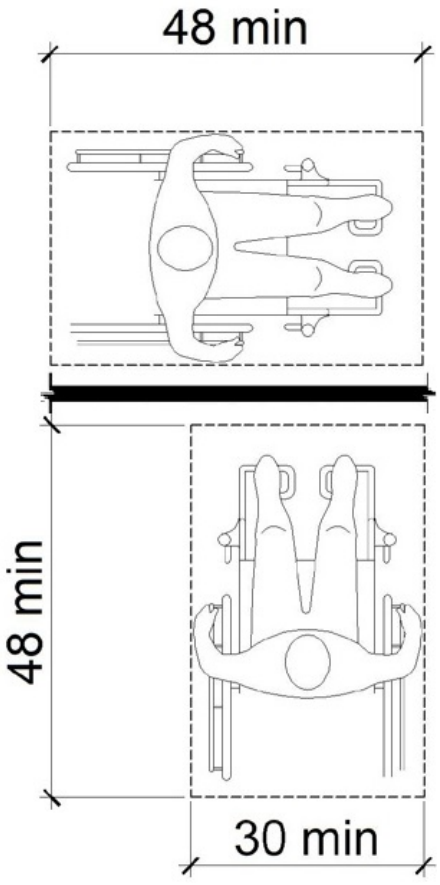

Exterior Elements: Benches

Barrier: 19

The element is not accessible because there is not adequate clear floor space for an approach.

The clear floor or ground space shall be 30 inches minimum by 48 inches minimum.

Citation:

1991 ADAS Section: 4.2.4.1

Conceptual Budget Estimate:

$300.00

Possible Solution:

Reinstall bench to provide clear floor space.

Barrier Priority:

Priority 4 (4):



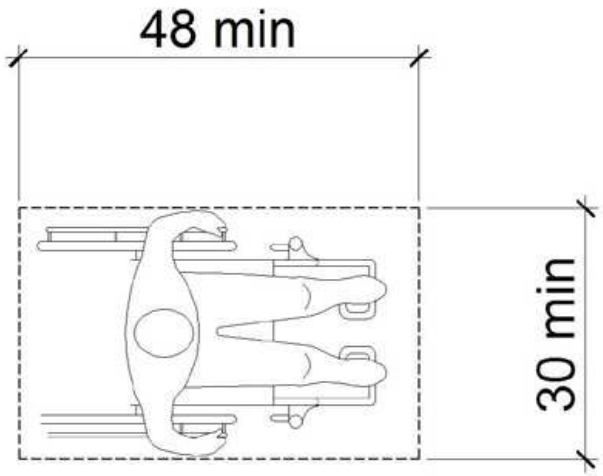

Exterior Elements: Courtside Area

Barrier: 20

The element is not accessible because it does not allow a forward or side approach.

This element must be on an accessible route of travel that is 36 inches wide minimum and provides a 30 inch by 48 inch clear floor space that allows a side or forward approach.

Citation:

1991 ADAS Section: 4.2.4.1

Conceptual Budget Estimate:

$700.00

Possible Solution:

Install accessible route to court.

Barrier Priority:

Priority 1 (1):



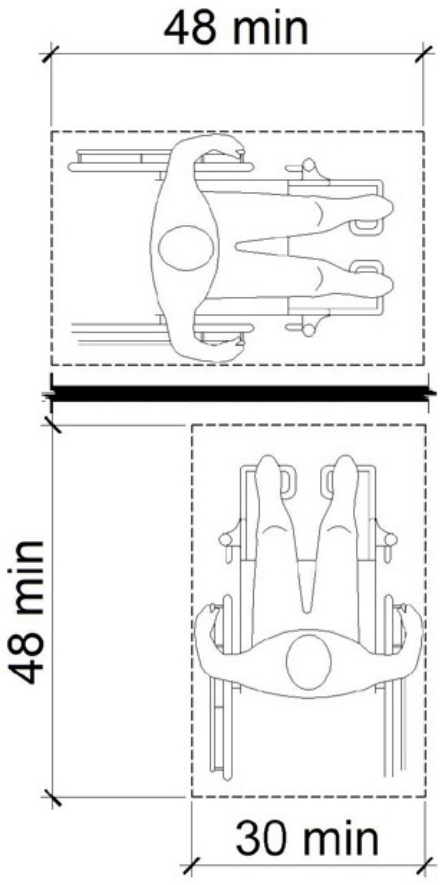

Exterior Elements: Courtside Area

Barrier: 21

The element is not accessible because it does not allow a forward or side approach.

This element must be on an accessible route of travel that is 36 inches wide minimum and provides a 30 inch by 48 inch clear floor space that allows a side or forward approach.

Citation:

1991 ADAS Section: 4.2.4.1

Conceptual Budget Estimate:

$300.00

Possible Solution:

Reinstall trash can on accessible path of travel with clear floor space provided.

Barrier Priority:

Priority 4 (4):



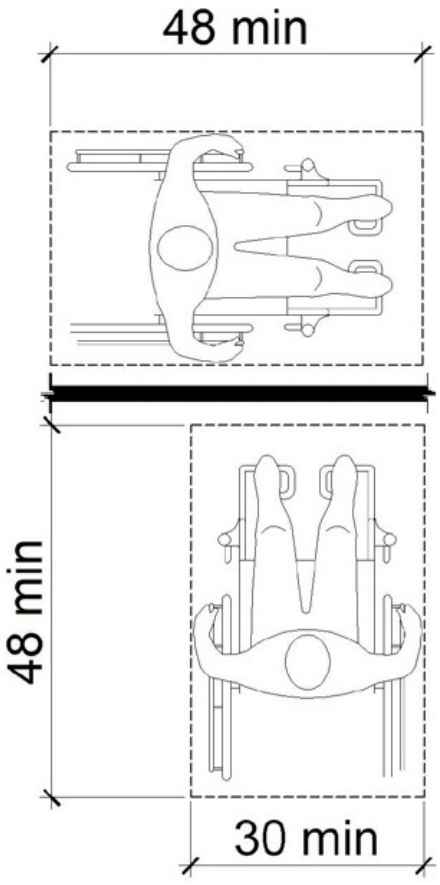

Exterior Elements: Courtside Area

Barrier: 22

The element is not accessible because it does not allow a forward or side approach.

This element must be on an accessible route of travel that is 36 inches wide minimum and provides a 30 inch by 48 inch clear floor space that allows a side or forward approach.

Citation:

1991 ADAS Section: 4.2.4.1

Conceptual Budget Estimate:

$1,700.00

Possible Solution:

Install accessible path of travel to bench.

Barrier Priority:

Priority 4 (4):



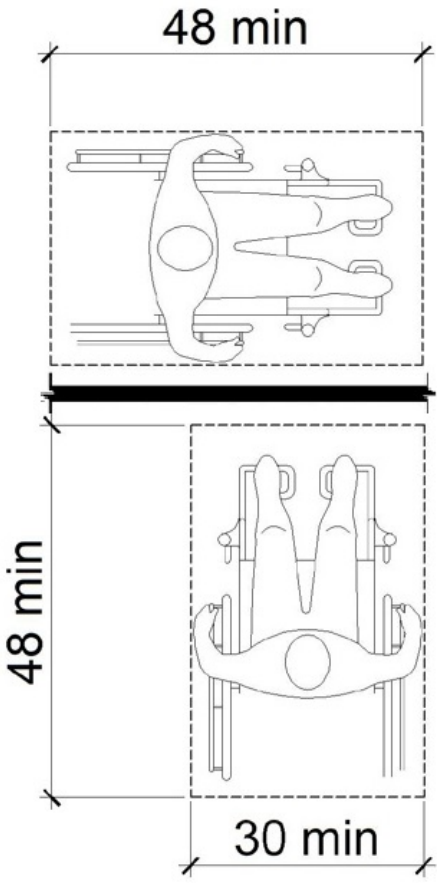

Exterior Elements: Courtside Area

Barrier: 23

The element is not accessible because it does not allow a forward or side approach.

This element must be on an accessible route of travel that is 36 inches wide minimum and provides a 30 inch by 48 inch clear floor space that allows a side or forward approach.

Citation:

1991 ADAS Section: 4.2.4.1

Conceptual Budget Estimate:

$700.00

Possible Solution:

Install accessible path of travel to trash can.

Barrier Priority:

Priority 4 (4):



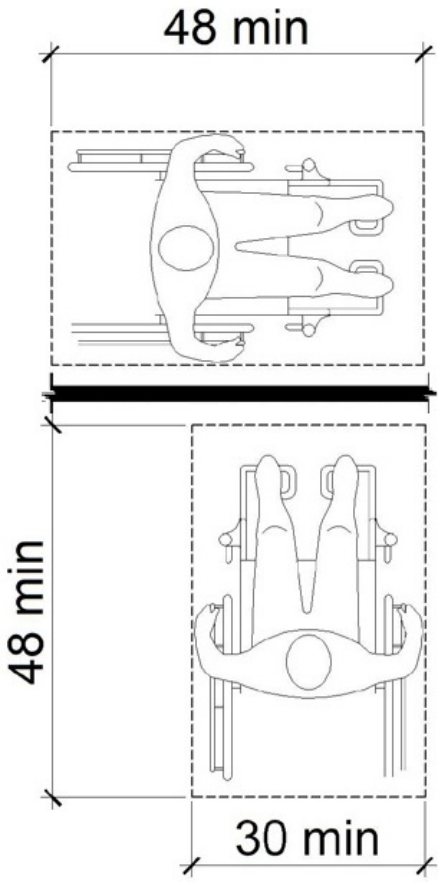

Exterior Elements: Courtside Area

Barrier: 24

The element is not accessible because it does not allow a forward or side approach.

This element must be on an accessible route of travel that is 36 inches wide minimum and provides a 30 inch by 48 inch clear floor space that allows a side or forward approach.

Citation:

1991 ADAS Section: 4.2.4.1

Conceptual Budget Estimate:

$1,000.00

Possible Solution:

Install accessible path of travel to court.

Barrier Priority:

Priority 1 (1):



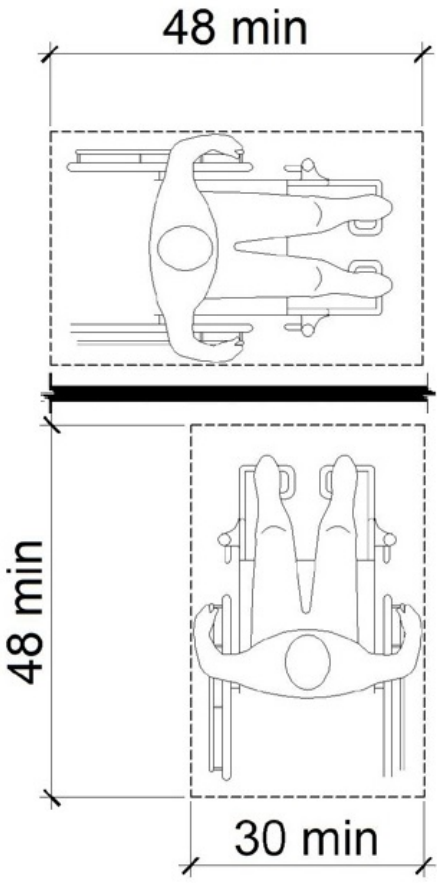

Exterior Elements: Courtside Area

Barrier: 25

The element is not accessible because it does not allow a forward or side approach.

This element must be on an accessible route of travel that is 36 inches wide minimum and provides a 30 inch by 48 inch clear floor space that allows a side or forward approach.

Citation:

1991 ADAS Section: 4.2.4.1

Conceptual Budget Estimate:

$1,400.00

Possible Solution:

Install accessible path of travel to bench.

Barrier Priority:

Priority 4 (4):



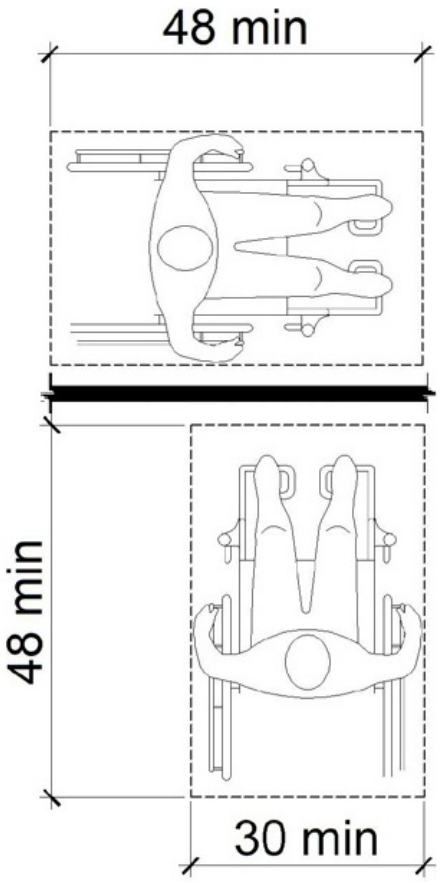

Exterior Elements: Courtside Area

Barrier: 26

The element is not accessible because there is not adequate clear floor space for an approach.

The clear floor or ground space shall be 30 inches minimum by 48 inches minimum.

Citation:

1991 ADAS Section: 4.2.4.1

Conceptual Budget Estimate:

$2,600.00

Possible Solution:

Install clear floor space for bench.

Barrier Priority:

Priority 4 (4):



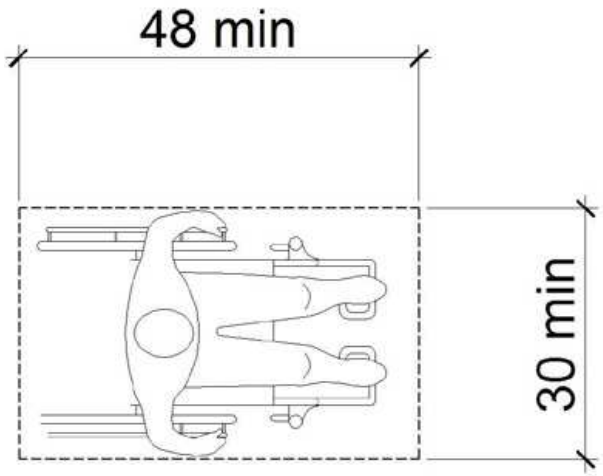

Exterior Elements: Swingset

Barrier: 27

The element is not accessible because it does not allow a forward or side approach.

This element must be on an accessible route of travel that is 36 inches wide minimum and provides a 30 inch by 48 inch clear floor space that allows a side or forward approach.

Citation:

1991 ADAS Section: 4.2.4.1

Conceptual Budget Estimate:

$2,200.00

Possible Solution:

Install accessible path of travel to play element.

Barrier Priority:

Priority 1 (1):



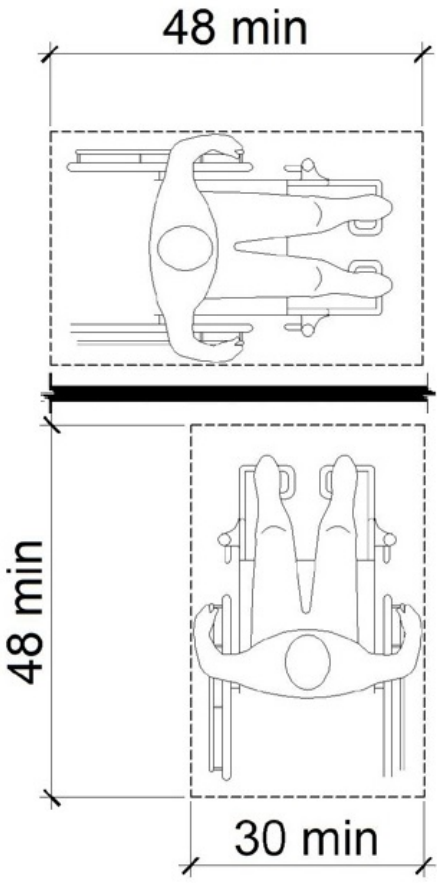

Exterior Elements: Paved Trail

Barrier: 28

The element is not accessible because it does not allow a forward or side approach.

This element must be on an accessible route of travel that is 36 inches wide minimum and provides a 30 inch by 48 inch clear floor space that allows a side or forward approach.

Citation:

1991 ADAS Section: 4.2.4.1

Conceptual Budget Estimate:

$900.00

Possible Solution:

Reinstall on accessible path of travel where clear floor space is provided.

Barrier Priority:

Priority 1 (1):



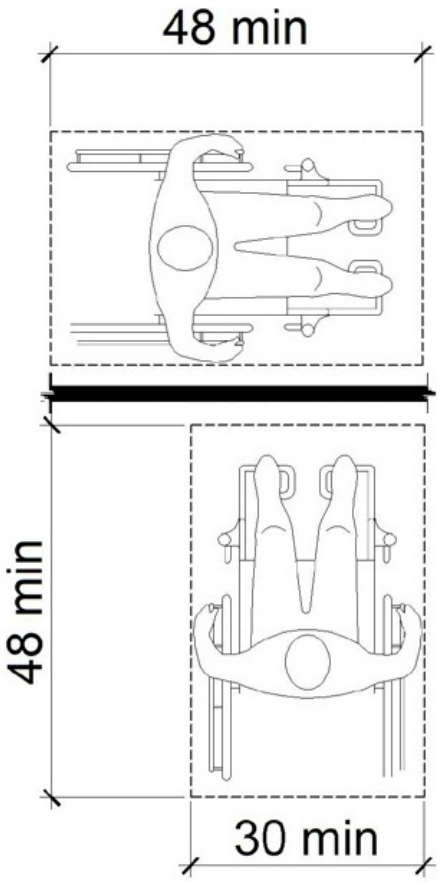

Exterior Elements: Paved Trail

Barrier: 29

The element is not accessible because it does not allow a forward or side approach.

This element must be on an accessible route of travel that is 36 inches wide minimum and provides a 30 inch by 48 inch clear floor space that allows a side or forward approach.

Citation:

1991 ADAS Section: 4.2.4.1

Conceptual Budget Estimate:

$300.00

Possible Solution:

Reinstall on accessible path of travel where clear floor space is provided.

Barrier Priority:

Priority 1 (1):



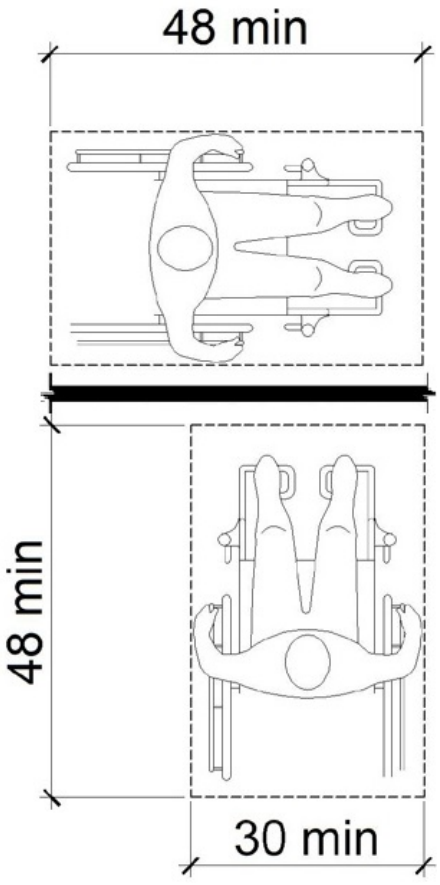

Exterior Elements: Paved Trail

Barrier: 30

The element is not accessible because it does not allow a forward or side approach.

This element must be on an accessible route of travel that is 36 inches wide minimum and provides a 30 inch by 48 inch clear floor space that allows a side or forward approach.

Citation:

1991 ADAS Section: 4.2.4.1

Conceptual Budget Estimate:

$700.00

Possible Solution:

Install accessible path of travel to table.

Barrier Priority:

Priority 4 (4):



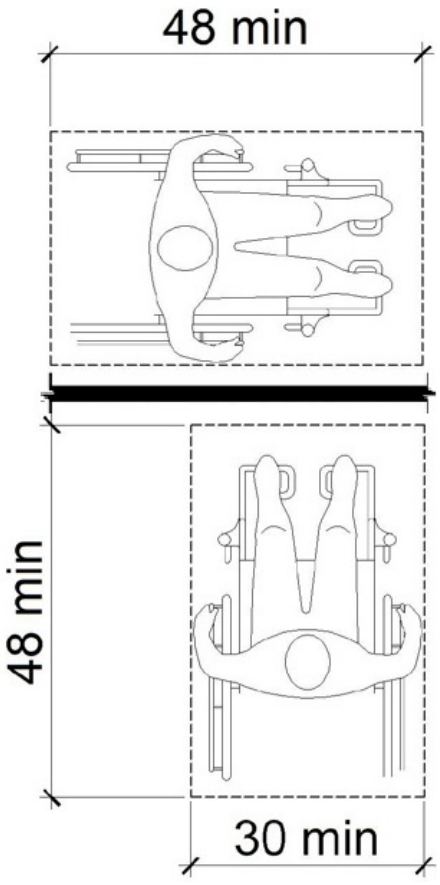

Interior Elements: Men's Restroom

Barrier: 31

The door is equipped with a door closer and returns to a closed position too quickly.

If a door has a closer, then the sweep period of the closer shall be adjusted so that from an open position of 70 degrees, the door will take at least 3 seconds to move to a point 3 inches from the latch, measured to the leading edge of the door.

Citation:

1991 ADAS Section: 4.13.10

Conceptual Budget Estimate:

$200.00

Possible Solution:

Adjust spring tension and closer valves on the door closer.

Barrier Priority:

Priority 1 (1):



Interior Elements: Men's Restroom

Barrier: 32

The rear grab bar does not extend adequately past the centerline of the toilet on the closed side of the toilet.

The rear grab bar must be a minimum of 36 inches long and extend from the centerline of the toilet 12 inches minimum on one side and 24 inches minimum on the other side.

Grab bars shall be installed in a horizontal position, 33 inches minimum and 36 inches maximum above the finish floor measured to the top of the gripping surface and the space between the grab bar and the top of the tank shall be 1-1/2 inches minimum.

Citation:

1991 ADAS Section: 4.17.6

Conceptual Budget Estimate:

$500.00

Possible Solution:

Reinstall grab bar at accessible location.

Barrier Priority:

Priority 3 (3):



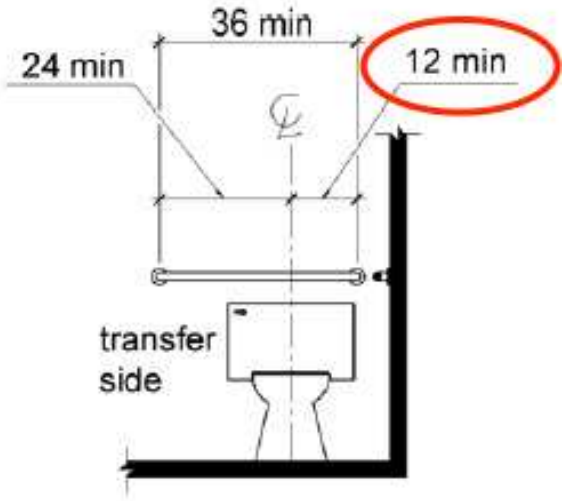

Barrier: 32 Additional Barrier Photos



Interior Elements: Men's Restroom

Barrier: 33

The side grab bar is located greater than 12 inches from the rear wall.

The side grab bar must extend at least 54 inches minimum beyond the rear wall and start a maximum of 12 inches from the rear wall. A 42 inch grab bar installed the maximum distance from the rear wall (12 inches) will leave the leading end 54 inches from the rear wall.

Citation:

1991 ADAS Section: 4.16.4

Conceptual Budget Estimate:

$700.00

Possible Solution:

Reinstall grab bar at accessible location.

Barrier Priority:

Priority 3 (3):



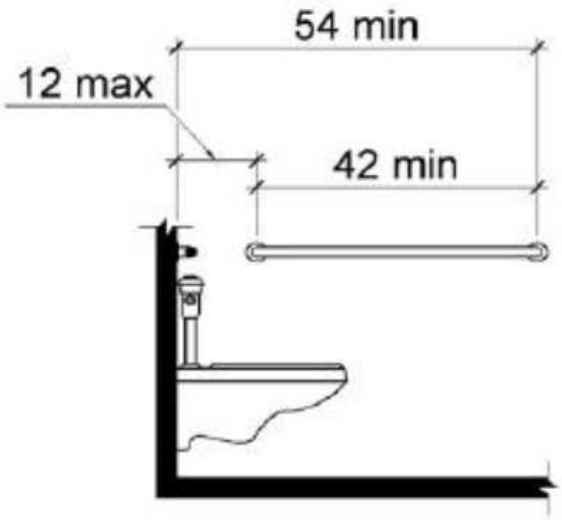

Barrier: 33 Additional Barrier Photos



Interior Elements: Men's Restroom

Barrier: 34

The top rim of the lavatory is too high.

All lavatories that are designated to be accessible shall be a minimum 17 inches in horizontal depth and mounted with the rim or counter edge no higher than 34 inches above the finished floor.

Citation:

1991 ADAS Section: 4.19.2

Conceptual Budget Estimate:

$2,700.00

Possible Solution:

Lower sink to compliant height.

Barrier Priority:

Priority 3 (3):



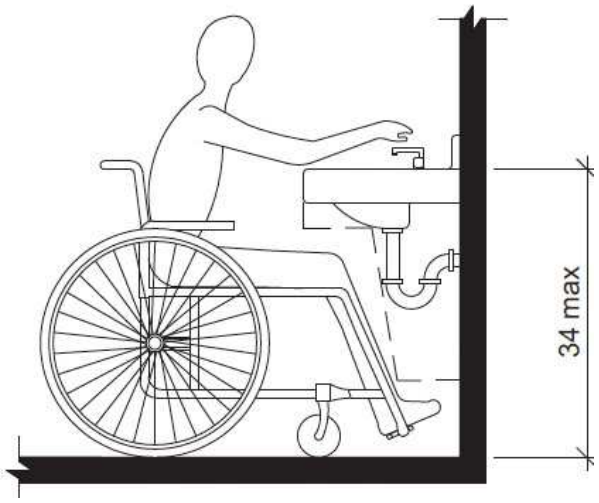

Barrier: 34 Additional Barrier Photos



Interior Elements: Men's Restroom

Barrier: 35

Door is not self-closing.

The water closet compartment shall be equipped with a door that has an automatic- closing device, and shall have a clear, unobstructed opening width of 32 inches when located at the end and 34 inches when located at the side with the door positioned at an angle of 90 degrees from its closed position.

Citation:

1991 ADAS Section: 4.17.5

Conceptual Budget Estimate:

$500.00

Possible Solution:

Install door closer on stall door.

Barrier Priority:

Priority 3 (3):



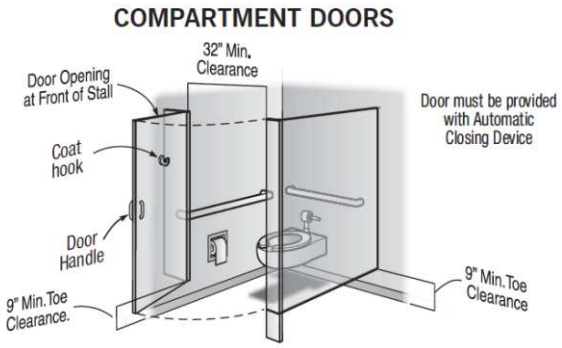

Interior Elements: Women's Restroom

Barrier: 36

The door is equipped with a door closer and returns to a closed position too quickly.

If a door has a closer, then the sweep period of the closer shall be adjusted so that from an open position of 70 degrees, the door will take at least 3 seconds to move to a point 3 inches from the latch, measured to the leading edge of the door.

Citation:

1991 ADAS Section: 4.13.10

Conceptual Budget Estimate:

$200.00

Possible Solution:

Adjust spring tension and closer valves on the door closer.

Barrier Priority:

Priority 1 (1):



Interior Elements: Women's Restroom

Barrier: 37

Door is not self-closing.

The water closet compartment shall be equipped with a door that has an automatic- closing device, and shall have a clear, unobstructed opening width of 32 inches when located at the end and 34 inches when located at the side with the door positioned at an angle of 90 degrees from its closed position.

Citation:

1991 ADAS Section: 4.17.5

Conceptual Budget Estimate:

$500.00

Possible Solution:

Install door closer on stall door.

Barrier Priority:

Priority 3 (3):



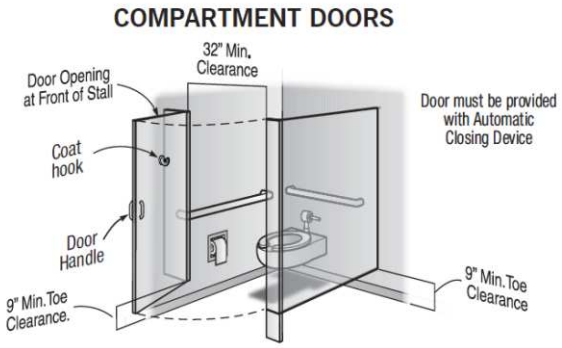

Interior Elements: Women's Restroom

Barrier: 38

The rear grab bar does not extend adequately past the centerline of the toilet on the closed side of the toilet.

The rear grab bar must be a minimum of 36 inches long and extend from the centerline of the toilet 12 inches minimum on one side and 24 inches minimum on the other side.

Grab bars shall be installed in a horizontal position, 33 inches minimum and 36 inches maximum above the finish floor measured to the top of the gripping surface and the space between the grab bar and the top of the tank shall be 1-1/2 inches minimum.

Citation:

1991 ADAS Section: 4.17.6

Conceptual Budget Estimate:

$500.00

Possible Solution:

Reinstall grab bar at accessible location.

Barrier Priority:

Priority 3 (3):



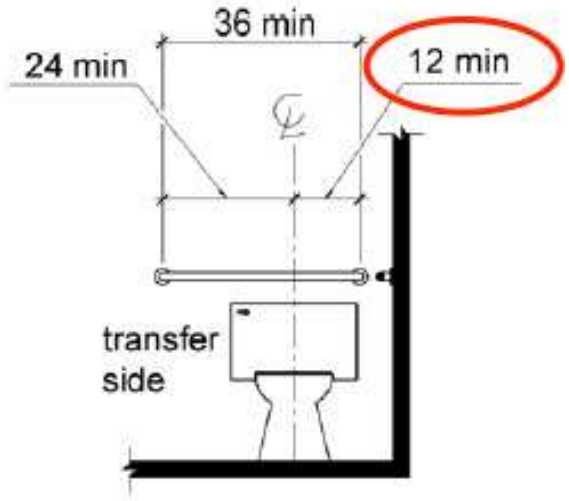

Barrier: 38 Additional Barrier Photos



Interior Elements: Women's Restroom

Barrier: 39

The side grab bar is located greater than 12 inches from the rear wall.

The side grab bar must extend at least 54 inches minimum beyond the rear wall and start a maximum of 12 inches from the rear wall. A 42 inch grab bar installed the maximum distance from the rear wall (12 inches) will leave the leading end 54 inches from the rear wall.

Citation:

1991 ADAS Section: 4.16.4

Conceptual Budget Estimate:

$700.00

Possible Solution:

Reinstall grab bar at accessible location.

Barrier Priority:

Priority 3 (3):



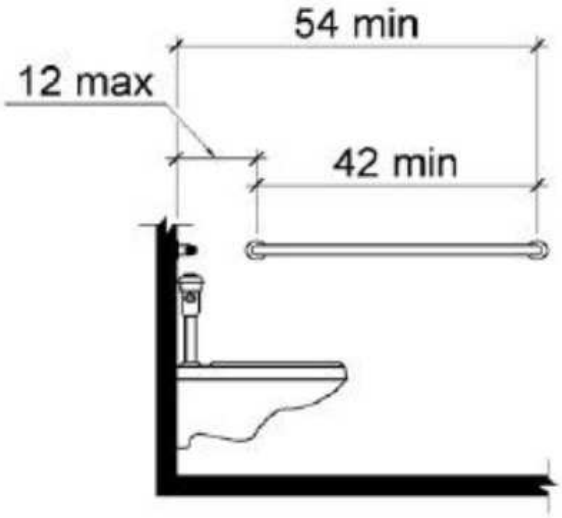

Barrier: 39 Additional Barrier Photos



Interior Elements: Picnic Area

Barrier: 40

The element is not positioned correctly for either a side or front approach.

If the clear floor space only allows forward approach to an object, the maximum high forward reach allowed shall be 48 in. The minimum low forward reach is 15 in. If the high forward reach is over an obstruction, reach and clearances shall be as shown in Fig. 5(b).

If the clear floor space allows parallel approach by a person in a wheelchair, the maximum high side reach allowed shall be 54 in and the low side reach shall be no less than 9 in above the floor. If the side reach is over an obstruction, the reach and clearances shall be as shown in Fig. 6(c).

Citation:

1991 ADAS Section: 4.2.5, 4.2.6

Conceptual Budget Estimate:

$900.00

Possible Solution:

Reinstall to provide forward approach.

Barrier Priority:

Priority 2 (2):



Interior Elements: Picnic Area

Barrier: 41

There are no accessible tables.

At least 5% of each type in each functional area of dining surfaces must be accessible and must be dispersed throughout the space or facility containing dining surfaces. An accessible table must be on an accessible route (36 inches minimum) and have knee and toe spaces at least 27 inches high, 30 inches wide and 17 inches deep. The tops of tables and counters shall be 28 inches to 34 inches from the floor or ground.

Citation:

1991 ADAS Section: 5.1

Conceptual Budget Estimate:

$4,100.00

Possible Solution:

Provide accessible table.

Barrier Priority:

Priority 4 (4):



Interior Elements: Water Fountain

Barrier: 42

Toe clearance under the drinking fountain is not compliant.

Space under an element between the finish floor or ground and 9 inches above the finish floor or ground shall be considered toe clearance.

Where toe clearance is required at an element as part of a clear floor space, the toe clearance shall extend 17 inches minimum under the element.

Space extending greater than 6 inches beyond the available knee clearance at 9 inches above the finish floor or ground shall not be considered toe clearance.

Citation:

1991 ADAS Section: 4.15.5(1)

Conceptual Budget Estimate:

$1,700.00

Possible Solution:

Reinstall drinking fountain.

Barrier Priority:

Priority 4 (4):



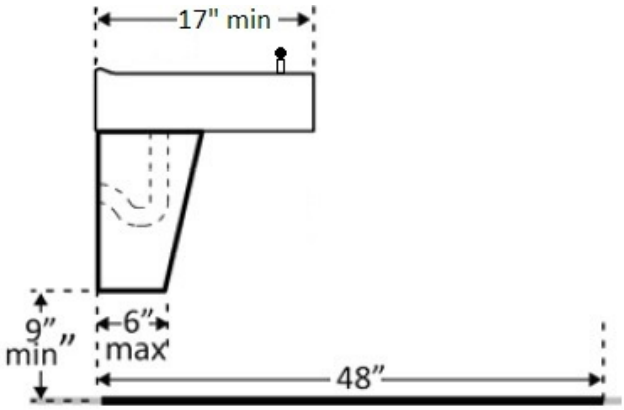

Barrier: 42 Additional Barrier Photos



Site Accessibility Evaluation



Warren Park Playground
301 SW Johnson Ave
Burleson, TX 76028
Accessibility Evaluation
Inspection Date: 06/24/2026

Prepared By

Kimley»Horn

(817) 335 - 6511
kimley-horn.com

Cost Summary Disclaimer

The following “Cost report" assigns conceptual budget estimates to each possible solution. The Kimley-Horn has no control over the cost of labor, materials, equipment, or over the Contractor's methods of determining prices or over competitive bidding or market conditions. Opinions of probable costs provided herein are based on the information known to Kimley-Horn at this time and represent only Kimley-Horn's judgment as a design professional familiar with the construction industry. These opinions of costs are for corrective actions and involve a single solution without extensive study, destructive testing, or design. Opinion of costs represent material and labor cost only and do not include other factors such as design, permitting, overhead, and contingencies. The Consultant cannot and does not guarantee that proposals, bids, or actual construction costs will not vary from its opinions of probable costs. If the Client wishes greater assurance as to the amount of any cost, it shall employ an independent cost estimator. Consultant's services required to bring costs within any limitation established by the Client will be paid for as Additional Services.

Standards Defined

Americans with Disabilities Act Standards (ADAS) issued under the Americans with Disabilities Act (ADA) apply to places of public accommodation, commercial facilities, and state and local government facilities in new construction, alterations, and additions. The ADA Standards are based on minimum guidelines set by the Access Board. The ADA standards are issued by the Department of Justice (DOJ) and the Department of Transportation (DOT) and apply to facilities covered by the ADA in new construction and alterations. DOJ’s standards apply to all facilities covered by the ADA, except public transportation facilities, which are subject to DOT’s standards. Both standards are very similar and are closely based on the Board’s ADA Accessibility Guidelines (ADAAG). However, each contains a few unique provisions.

This facility was evaluated to the applicable ADA standards in effect at the time of the evaluation. State and local building codes under which the project was originally constructed are excluded from the evaluations. However, each element should be checked against current standards and codes at the time they are altered for compliance.

Recreation Facility Barrier Priority

Physical barriers to access for recreational facilities were assigned a barrier priority, which are defined in the table below. This barrier prioritization methodology was developed by the Consultant Team and is just one factor for the City of Burleson to consider in developing the Transition Plan implementation strategy (see **Section 5.2 Implementation Schedule** in the Transition Plan for more information).

Barrier Priority	Criteria
1	Accessible approach and entrance.
2	Access to goods and services.
3	Access to public toilet rooms.
4	Access to other items such as water fountains and public telephones.
5	Fully compliant with a previous standard (safe-harbored) but will need to be brought into compliance with a current standard if altered.

Conceptual Budget Estimate Summary

Room / Area	Barrier Count	Conceptual Budget Estimate
Playground 1	3	$ 2,700
Playground 2	3	$ 10,800
Total	**6**	**$ 13,500**

Barriers **3**

Exterior Elements **3**

Playground 1 . . . . . **3**

Playground 2 . . . . . **6**

Exterior Elements: Playground 1

Barrier: 1

The transfer platform is not within the compliant range above the ground.

The height of transfer platforms shall be 11 inches minimum and 18 inches maximum measured to the top of the surface from the ground or floor surface.

Citation:

2010 ADAS Section: 1008.3.1.2

Conceptual Budget Estimate:

$2,700.00

Possible Solution:

Lower transfer platform.

Barrier Priority:

Priority 2 (2):



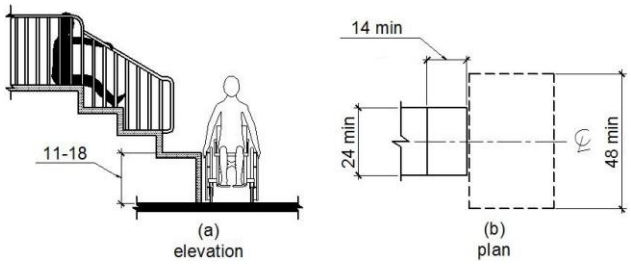

Exterior Elements: Playground 1

Barrier: 2

Compliance with ASTM F 1292 for Use Zones has not been determined.

Ground surfaces located within use zones shall comply with ASTM F 1292 (1999 edition or 2004 edition).

Citation:

2010 ADAS Section: 1008.2.6.2

Possible Solution:

Surface covering conditionally compliant but must be maintained and compliance can be documented by manufacture certification.

Barrier Priority:

Priority 5 (5):



Exterior Elements: Playground 1

Barrier: 3

Compliance with ASTM F1951 for accessibility for ground surfaces on accessible routes, clear floor or ground spaces, and turning spaces has not been determined.

Ground surfaces shall comply with ASTM F 1951. Ground surfaces shall be inspected and maintained regularly and frequently to ensure continued compliance with ASTM F 1951.

Citation:

2010 ADAS Section: 1008.2.6.1

Possible Solution:

Surface covering conditionally compliant but must be maintained and compliance can be documented by manufacture certification.

Barrier Priority:

Priority 5 (5):



Exterior Elements: Playground 2

Barrier: 4

The transfer platform is not within the compliant range above the ground.

The height of transfer platforms shall be 11 inches minimum and 18 inches maximum measured to the top of the surface from the ground or floor surface.

Citation:

2010 ADAS Section: 1008.3.1.2

Conceptual Budget Estimate:

$2,700.00

Possible Solution:

Lower transfer platform.

Barrier Priority:

Priority 2 (2):



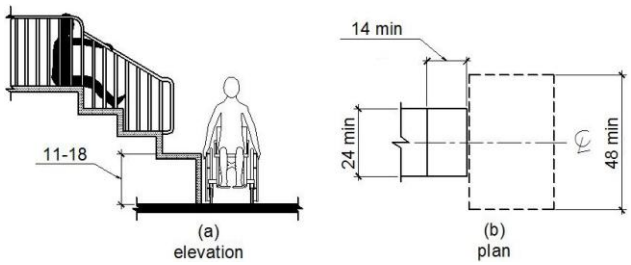

Exterior Elements: Playground 2

Barrier: 5

Compliance with ASTM F 1292 for Use Zones has not been determined.

Ground surfaces located within use zones shall comply with ASTM F 1292 (1999 edition or 2004 edition).

Citation:

2010 ADAS Section: 1008.2.6.2

Possible Solution:

Surface covering conditionally compliant but must be maintained and compliance can be documented by manufacture certification.

Barrier Priority:

Priority 5 (5):



Exterior Elements: Playground 2

Barrier: 6

Compliance with ASTM F1951 for accessibility for ground surfaces on accessible routes, clear floor or ground spaces, and turning spaces has not been determined.

Ground surfaces shall comply with ASTM F 1951. Ground surfaces shall be inspected and maintained regularly and frequently to ensure continued compliance with ASTM F 1951.

Citation:

2010 ADAS Section: 1008.2.6.1

Conceptual Budget Estimate:

$8,100.00

Possible Solution:

Play area surface covering requires additional surface material to provide flush transition to accessible route.

Barrier Priority:

Priority 2 (2):



Site Accessibility Evaluation



Willow Creek Park
151 Hawks Rdg Trl
Burleson, TX 76028
Accessibility Evaluation
Inspection Date: 04/22/2026

Prepared By

Kimley»Horn

(817) 335 - 6511
kimley-horn.com

Cost Summary Disclaimer

The following “Cost report" assigns conceptual budget estimates to each possible solution. The Kimley-Horn has no control over the cost of labor, materials, equipment, or over the Contractor's methods of determining prices or over competitive bidding or market conditions. Opinions of probable costs provided herein are based on the information known to Kimley-Horn at this time and represent only Kimley-Horn's judgment as a design professional familiar with the construction industry. These opinions of costs are for corrective actions and involve a single solution without extensive study, destructive testing, or design. Opinion of costs represent material and labor cost only and do not include other factors such as design, permitting, overhead, and contingencies. The Consultant cannot and does not guarantee that proposals, bids, or actual construction costs will not vary from its opinions of probable costs. If the Client wishes greater assurance as to the amount of any cost, it shall employ an independent cost estimator. Consultant's services required to bring costs within any limitation established by the Client will be paid for as Additional Services.

Standards Defined

Americans with Disabilities Act Standards (ADAS) issued under the Americans with Disabilities Act (ADA) apply to places of public accommodation, commercial facilities, and state and local government facilities in new construction, alterations, and additions. The ADA Standards are based on minimum guidelines set by the Access Board. The ADA standards are issued by the Department of Justice (DOJ) and the Department of Transportation (DOT) and apply to facilities covered by the ADA in new construction and alterations. DOJ’s standards apply to all facilities covered by the ADA, except public transportation facilities, which are subject to DOT’s standards. Both standards are very similar and are closely based on the Board’s ADA Accessibility Guidelines (ADAAG). However, each contains a few unique provisions.

This facility was evaluated to the applicable ADA standards in effect at the time of the evaluation. State and local building codes under which the project was originally constructed are excluded from the evaluations. However, each element should be checked against current standards and codes at the time they are altered for compliance.

Park Barrier Priority

Physical barriers to access for parks were assigned a barrier priority, which are defined in the table below. This barrier prioritization methodology was developed by the Consultant Team and is just one factor for the City of Burleson to consider in developing the Transition Plan implementation strategy (see **Section 5.2 Implementation Schedule** in the Transition Plan for more information).

Barrier Priority	Criteria
1	Accessible approach and entrance.
2	Access to goods and services.
3	Access to public toilet rooms.
4	Access to other items such as water fountains and public telephones.
5	Fully compliant with a previous standard (safe-harbored) but will need to be brought into compliance with a current standard if altered.

Conceptual Budget Estimate Summary

Room / Area	Barrier Count	Conceptual Budget Estimate
Sidewalk	4	$ 4,600
Total	**4**	**$ 4,600**

Barriers **3**

Exterior Elements **3**

Sidewalk **3**

Exterior Elements: Sidewalk

Barrier: 1

The walkway contains abrupt vertical edges and/or variations over 1/4 inch.

1/4 inch is the maximum vertical rise. Changes in level between 1/4 inch and 1/2 inch must be beveled at 1:2 or less.

Changes in level greater than 1/2 inch must be by way of a ramp.

Citation:

1991 ADAS Section: 4.5.2

Conceptual Budget Estimate:

$200.00

Possible Solution:

Remove obstruction from accessible route.

Barrier Priority:

Priority 1 (1):



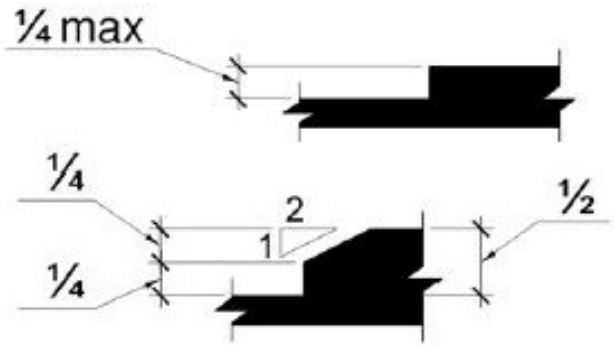

Exterior Elements: Sidewalk

Barrier: 2

The element is not accessible because there is not adequate clear floor space for an approach.

The clear floor or ground space shall be 30 inches minimum by 48 inches minimum.

Citation:

1991 ADAS Section: 4.2.4.1

Conceptual Budget Estimate:

$2,600.00

Possible Solution:

Install clear floor space for bench.

Barrier Priority:

Priority 4 (4):



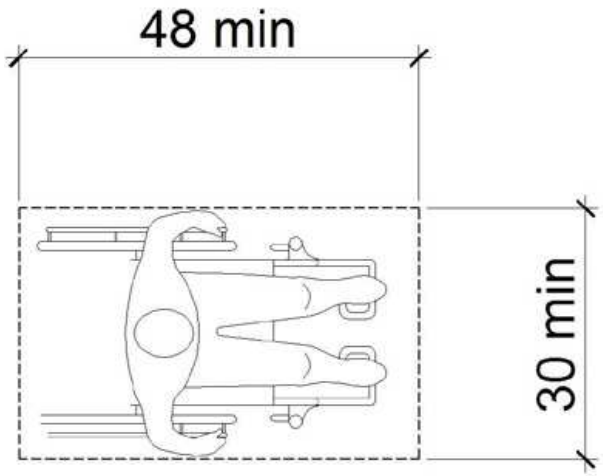

Barrier: 2 Additional Barrier Photos



Exterior Elements: Sidewalk

Barrier: 3

The element is not accessible because there is not adequate clear floor space for an approach.

The clear floor or ground space shall be 30 inches minimum by 48 inches minimum.

Citation:

1991 ADAS Section: 4.2.4.1

Conceptual Budget Estimate:

$900.00

Possible Solution:

Remove trash can to provide clear floor space for bench.

Barrier Priority:

Priority 4 (4):



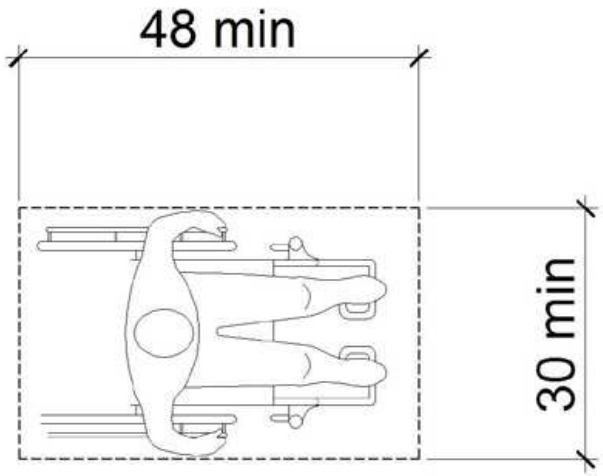

Barrier: 3 Additional Barrier Photos





Exterior Elements: Sidewalk

Barrier: 4

The element is not positioned correctly for either a side or front approach.

If the clear floor space only allows forward approach to an object, the maximum high forward reach allowed shall be 48 in. The minimum low forward reach is 15 in. If the high forward reach is over an obstruction, reach and clearances shall be as shown in Fig. 5(b).

If the clear floor space allows parallel approach by a person in a wheelchair, the maximum high side reach allowed shall be 54 in and the low side reach shall be no less than 9 in above the floor. If the side reach is over an obstruction, the reach and clearances shall be as shown in Fig. 6(c).

Citation:

1991 ADAS Section: 4.2.5, 4.2.6

Conceptual Budget Estimate:

$900.00

Possible Solution:

Lower trash can.

Barrier Priority:

Priority 4 (4):



Barrier: 4 Additional Barrier Photos



City of Burleson
ADA Self-Evaluation and Transition Plan
Rail Crossing Conceptual Budget Estimates
7/16/2026

Rail ID Crossing	Location	Conceptual Budget Estimate
415968D	McAlister Rd East of Archbury Rd	$ 67,000
414400N	NE Alsbury Blvd East of Commercial Blvd	$ -
415972T	W Renfro St East of N Main St	$ 118,600
415973A	W Ellison St East of S Main St	$ 123,700
975480G	W Ellison St East of S Main St	$ 113,400
020664T	SW Alsbury Blvd West of Candler Dr	$ 113,400
020669C	Lakewood Dr East of County Road 1021	$ 123,700
	TOTAL	**$ 659,800**

Kimley-Horn and Associates, Inc.
Project Description for Rail Crossing

Client:	**City of Burleson**	**Date: 07/28/26**
Project:	**ADA Self-Evaluation and Transition Plan**	
KH No.:	**061166110**	

Location:	**McAlister Rd East of Archbury Rd**	**Rail Crossing ID: 415968D**
City:	**Burleson**	

Item No.	Item Description	Quantity	Unit	Unit Price	Includes Engineering (15%) and Contingency (20%)
TxDOT 450-7058	Edge Protection	0	LF	$ 275.00	$ -
TxDOT 531-7001	Conc Sidewalks (4")	22	SY	$ 125.00	$ 3,753.00
TxDOT 530-7006	Driveways (Conc)	0	SY	$ 125.00	$ -
TxDOT 104-7011	Removing Conc (Driveways)	0	SY	$ 30.00	$ -
TxDOT 104-7013	Removing Conc (Sidewalk, Ramp, or Sup)	22	SY	$ 35.00	$ 1,050.84
TxDOT 5031-7001	Retrofit Det Warn Surf (Surf Applied)	0	SF	$ 60.00	$ -
---	Concrete Railroad Panel	1	LS	$ 36,000.00	$ 48,600.00
TxDOT 530-7010	Driveways (ACP)	0	SY	$ 80.00	$ -
---	Welded Steel Grate	0	EA	$ 1,300.00	$ -
TxDOT 5047-7001	Relocate Fire Hydrant	0	LS	$ 5,500.00	$ -
---	Adjust Utility Elevation	0	LS	$ 1,000.00	$ -
---	Fix Driveway Transitions	0	EA	$ 2,000.00	$ -
---	Install Driveway Curb Ramps	0	EA	$ 2,700.00	$ -
---	Remove Obstruction	0	LS	$ 1,000.00	$ -
---	Remove Temporary Obstruction	0	LS	$ 500.00	$ -
---	Railroad Company Flagger	8	Day(s)	$ 1,000.00	$ 10,800.00
---	Remove Concrete Railroad Panel	1	LS	$ 2,000.00	$ 2,700.00
TxDOT 105-7123	Remove Stab Base And Asph Pav (6"-20")	0	SY	$ 35.00	$ -
---	Installation Of Asphalt Pavement (6")	0	SY	$ 15.00	$ -
				Subtotal:	$ 66,903.84
				Conceptual Budget Estimate:	**$ 67,000.00**
				Engineering: (% +/-) 15%	*$ 7,433.76*
				Contingency: (% +/-) 20%	*$ 9,911.68*

Conceptual Budget Estimate Disclaimer:
This "cost report" assigns a conceptual budget estimate to resolve non-compliance issues and was developed for planning purposes only. Kimley-Horn has no control over the cost of labor, materials, equipment, or over the Contractor's methods of determining prices or over competitive bidding or market conditions. Opinions of probable costs provided herein are based on the information known to Kimley-Horn at this time and represent only Kimley-Horn's judgment as a design professional familiar with the construction industry. Kimley-Horn cannot and does not guarantee that proposals, bids, or actual construction costs will not vary from its opinions of probable costs.

Rail Crossing Summary

Barrier Priority	Length (LF)*	Conceptual Budget Estimate
High	85	$ 66,903.84
Medium	0	$ -
Low	0	$ -
Compliant	0	
Not Prioritized	0	
Subtotal	**85**	$ 66,903.84
Rail Crossing Total		**$ 67,000.00**

** Lengths rounded for simplification*

End of Project Description for Rail Crossing 415968D McAlister Rd East of Archbury Rd

Kimley-Horn and Associates, Inc.
Project Description for Rail Crossing

Client:	**City of Burleson**	**Date: 07/28/26**
Project:	**ADA Self-Evaluation and Transition Plan**	
KH No.:	**061166110**	

Location:	**NE Alsbury Blvd East of Commercial Blvd**	**Rail Crossing ID: 414400N**
City:	**Burleson**	

Item No.	Item Description	Quantity	Unit	Unit Price	Includes Engineering (15%) and Contingency (20%)
TxDOT 450-7058	Edge Protection	0	LF	$ 275.00	$ -
TxDOT 531-7001	Conc Sidewalks (4")	0	SY	$ 125.00	$ -
TxDOT 530-7006	Driveways (Conc)	0	SY	$ 125.00	$ -
TxDOT 104-7011	Removing Conc (Driveways)	0	SY	$ 30.00	$ -
TxDOT 104-7013	Removing Conc (Sidewalk, Ramp, or Sup)	0	SY	$ 35.00	$ -
TxDOT 5031-7001	Retrofit Det Warn Surf (Surf Applied)	0	SF	$ 60.00	$ -
---	Concrete Railroad Panel	0	LS	$ 36,000.00	$ -
TxDOT 530-7010	Driveways (ACP)	0	SY	$ 80.00	$ -
---	Welded Steel Grate	0	EA	$ 1,300.00	$ -
TxDOT 5047-7001	Relocate Fire Hydrant	0	LS	$ 5,500.00	$ -
---	Adjust Utility Elevation	0	LS	$ 1,000.00	$ -
---	Fix Driveway Transitions	0	EA	$ 2,000.00	$ -
---	Install Driveway Curb Ramps	0	EA	$ 2,700.00	$ -
---	Remove Obstruction	0	LS	$ 1,000.00	$ -
---	Remove Temporary Obstruction	0	LS	$ 500.00	$ -
---	Railroad Company Flagger	0	Day(s)	$ 1,000.00	$ -
---	Remove Concrete Railroad Panel	0	LS	$ 2,000.00	$ -
TxDOT 105-7123	Remove Stab Base And Asph Pav (6"-20")	0	SY	$ 35.00	$ -
---	Installation Of Asphalt Pavement (6")	0	SY	$ 15.00	$ -

	Subtotal:	$ -
Conceptual Budget Estimate:		**$ -**
Engineering: (% +/-)	*15%*	*$ -*
Contingency: (% +/-)	*20%*	*$ -*

Conceptual Budget Estimate Disclaimer:
This "cost report" assigns a conceptual budget estimate to resolve non-compliance issues and was developed for planning purposes only. Kimley-Horn has no control over the cost of labor, materials, equipment, or over the Contractor's methods of determining prices or over competitive bidding or market conditions. Opinions of probable costs provided herein are based on the information known to Kimley-Horn at this time and represent only Kimley-Horn's judgment as a design professional familiar with the construction industry. Kimley-Horn cannot and does not guarantee that proposals, bids, or actual construction costs will not vary from its opinions of probable costs.

Rail Crossing Summary

Barrier Priority	Length (LF)*	Conceptual Budget Estimate
High	0	$ -
Medium	0	$ -
Low	0	$ -
Compliant	42	
Not Prioritized	0	
Subtotal	**42**	$ -
Rail Crossing Total		**$ -**

** Lengths rounded for simplification*

End of Project Description for Rail Crossing 414400N NE Alsbury Blvd East of Commercial Blvd

Kimley-Horn and Associates, Inc.
Project Description for Rail Crossing

Client:	**City of Burleson**	**Date: 07/28/26**
Project:	**ADA Self-Evaluation and Transition Plan**	
KH No.:	**061166110**	

Location:	**W Renfro St East of N Main St**	**Rail Crossing ID: 415972T**
City:	**Burleson**	

Item No.	Item Description	Quantity	Unit	Unit Price	Includes Engineering (15%) and Contingency (20%)
TxDOT 450-7058	Edge Protection	0	LF	$ 275.00	$ -
TxDOT 531-7001	Conc Sidewalks (4")	11	SY	$ 125.00	$ 1,876.50
TxDOT 530-7006	Driveways (Conc)	0	SY	$ 125.00	$ -
TxDOT 104-7011	Removing Conc (Driveways)	0	SY	$ 30.00	$ -
TxDOT 104-7013	Removing Conc (Sidewalk, Ramp, or Sup)	11	SY	$ 35.00	$ 525.42
TxDOT 5031-7001	Retrofit Det Warn Surf (Surf Applied)	0	SF	$ 60.00	$ -
---	Concrete Railroad Panel	2	LS	$ 36,000.00	$ 97,200.00
TxDOT 530-7010	Driveways (ACP)	0	SY	$ 80.00	$ -
---	Welded Steel Grate	0	EA	$ 1,300.00	$ -
TxDOT 5047-7001	Relocate Fire Hydrant	0	LS	$ 5,500.00	$ -
---	Adjust Utility Elevation	0	LS	$ 1,000.00	$ -
---	Fix Driveway Transitions	0	EA	$ 2,000.00	$ -
---	Install Driveway Curb Ramps	0	EA	$ 2,700.00	$ -
---	Remove Obstruction	0	LS	$ 1,000.00	$ -
---	Remove Temporary Obstruction	0	LS	$ 500.00	$ -
---	Railroad Company Flagger	10	Day(s)	$ 1,000.00	$ 13,500.00
---	Remove Concrete Railroad Panel	2	LS	$ 2,000.00	$ 5,400.00
TxDOT 105-7123	Remove Stab Base And Asph Pav (6"-20")	0	SY	$ 35.00	$ -
---	Installation Of Asphalt Pavement (6")	0	SY	$ 15.00	$ -
				Subtotal:	$ 118,501.92
				Conceptual Budget Estimate:	**$ 118,600.00**
				Engineering: (% +/-) 15%	*$ 13,166.88*
				Contingency: (% +/-) 20%	*$ 17,555.84*

Conceptual Budget Estimate Disclaimer:
This "cost report" assigns a conceptual budget estimate to resolve non-compliance issues and was developed for planning purposes only. Kimley-Horn has no control over the cost of labor, materials, equipment, or over the Contractor's methods of determining prices or over competitive bidding or market conditions. Opinions of probable costs provided herein are based on the information known to Kimley-Horn at this time and represent only Kimley-Horn's judgment as a design professional familiar with the construction industry. Kimley-Horn cannot and does not guarantee that proposals, bids, or actual construction costs will not vary from its opinions of probable costs.

Rail Crossing Summary

Barrier Priority	Length (LF)*	Conceptual Budget Estimate
High	136	$ 118,501.92
Medium	0	$ -
Low	0	$ -
Compliant	0	
Not Prioritized	0	
Subtotal	**136**	$ 118,501.92
Rail Crossing Total		**$ 118,600.00**

** Lengths rounded for simplification*

End of Project Description for Rail Crossing 415972T W Renfro St East of N Main St

Kimley-Horn and Associates, Inc.
Project Description for Rail Crossing

Client:	**City of Burleson**	**Date: 07/28/26**
Project:	**ADA Self-Evaluation and Transition Plan**	
KH No.:	**061166110**	

Location:	**W Ellison St East of S Main St**	**Rail Crossing ID: 415973A**
City:	**Burleson**	

Item No.	Item Description	Quantity	Unit	Unit Price	Includes Engineering (15%) and Contingency (20%)
TxDOT 450-7058	Edge Protection	0	LF	$ 275.00	$ -
TxDOT 531-7001	Conc Sidewalks (4")	22	SY	$ 125.00	$ 3,753.00
TxDOT 530-7006	Driveways (Conc)	0	SY	$ 125.00	$ -
TxDOT 104-7011	Removing Conc (Driveways)	0	SY	$ 30.00	$ -
TxDOT 104-7013	Removing Conc (Sidewalk, Ramp, or Sup)	22	SY	$ 35.00	$ 1,050.84
TxDOT 5031-7001	Retrofit Det Warn Surf (Surf Applied)	0	SF	$ 60.00	$ -
---	Concrete Railroad Panel	2	LS	$ 36,000.00	$ 97,200.00
TxDOT 530-7010	Driveways (ACP)	0	SY	$ 80.00	$ -
---	Welded Steel Grate	0	EA	$ 1,300.00	$ -
TxDOT 5047-7001	Relocate Fire Hydrant	0	LS	$ 5,500.00	$ -
---	Adjust Utility Elevation	0	LS	$ 1,000.00	$ -
---	Fix Driveway Transitions	0	EA	$ 2,000.00	$ -
---	Install Driveway Curb Ramps	0	EA	$ 2,700.00	$ -
---	Remove Obstruction	0	LS	$ 1,000.00	$ -
---	Remove Temporary Obstruction	0	LS	$ 500.00	$ -
---	Railroad Company Flagger	12	Day(s)	$ 1,000.00	$ 16,200.00
---	Remove Concrete Railroad Panel	2	LS	$ 2,000.00	$ 5,400.00
TxDOT 105-7123	Remove Stab Base And Asph Pav (6"-20")	0	SY	$ 35.00	$ -
---	Installation Of Asphalt Pavement (6")	0	SY	$ 15.00	$ -
				Subtotal:	$ 123,603.84
				Conceptual Budget Estimate:	**$ 123,700.00**
				Engineering: (% +/-) 15%	*$ 13,733.76*
				Contingency: (% +/-) 20%	*$ 18,311.68*

Conceptual Budget Estimate Disclaimer:
This "cost report" assigns a conceptual budget estimate to resolve non-compliance issues and was developed for planning purposes only. Kimley-Horn has no control over the cost of labor, materials, equipment, or over the Contractor's methods of determining prices or over competitive bidding or market conditions. Opinions of probable costs provided herein are based on the information known to Kimley-Horn at this time and represent only Kimley-Horn's judgment as a design professional familiar with the construction industry. Kimley-Horn cannot and does not guarantee that proposals, bids, or actual construction costs will not vary from its opinions of probable costs.

Rail Crossing Summary

Barrier Priority	Length (LF)*	Conceptual Budget Estimate
High	60	$ 123,603.84
Medium	0	$ -
Low	0	$ -
Compliant	0	
Not Prioritized	0	
Subtotal	**60**	$ 123,603.84
Rail Crossing Total		**$ 123,700.00**

** Lengths rounded for simplification*

End of Project Description for Rail Crossing 415973A W Ellison St East of S Main St

Kimley-Horn and Associates, Inc.
Project Description for Rail Crossing

Client:	**City of Burleson**	**Date: 07/28/26**
Project:	**ADA Self-Evaluation and Transition Plan**	
KH No.:	**061166110**	

Location:	**W Ellison St West of S Commerce St**	**Rail Crossing ID: 975480G**
City:	**Burleson**	

Item No.	Item Description	Quantity	Unit	Unit Price	Includes Engineering (15%) and Contingency (20%)
TxDOT 450-7058	Edge Protection	0	LF	$ 275.00	$ -
TxDOT 531-7001	Conc Sidewalks (4")	0	SY	$ 125.00	$ -
TxDOT 530-7006	Driveways (Conc)	0	SY	$ 125.00	$ -
TxDOT 104-7011	Removing Conc (Driveways)	0	SY	$ 30.00	$ -
TxDOT 104-7013	Removing Conc (Sidewalk, Ramp, or Sup)	0	SY	$ 35.00	$ -
TxDOT 5031-7001	Retrofit Det Warn Surf (Surf Applied)	0	SF	$ 60.00	$ -
---	Concrete Railroad Panel	2	LS	$ 36,000.00	$ 97,200.00
TxDOT 530-7010	Driveways (ACP)	0	SY	$ 80.00	$ -
---	Welded Steel Grate	0	EA	$ 1,300.00	$ -
TxDOT 5047-7001	Relocate Fire Hydrant	0	LS	$ 5,500.00	$ -
---	Adjust Utility Elevation	0	LS	$ 1,000.00	$ -
---	Fix Driveway Transitions	0	EA	$ 2,000.00	$ -
---	Install Driveway Curb Ramps	0	EA	$ 2,700.00	$ -
---	Remove Obstruction	0	LS	$ 1,000.00	$ -
---	Remove Temporary Obstruction	0	LS	$ 500.00	$ -
---	Railroad Company Flagger	8	Day(s)	$ 1,000.00	$ 10,800.00
---	Remove Concrete Railroad Panel	2	LS	$ 2,000.00	$ 5,400.00
TxDOT 105-7123	Remove Stab Base And Asph Pav (6"-20")	0	SY	$ 35.00	$ -
---	Installation Of Asphalt Pavement (6")	0	SY	$ 15.00	$ -
				Subtotal:	$ 113,400.00
				Conceptual Budget Estimate:	**$ 113,400.00**
				Engineering: (% +/-) 15%	*$ 12,600.00*
				Contingency: (% +/-) 20%	*$ 16,800.00*

Conceptual Budget Estimate Disclaimer:
This "cost report" assigns a conceptual budget estimate to resolve non-compliance issues and was developed for planning purposes only. Kimley-Horn has no control over the cost of labor, materials, equipment, or over the Contractor's methods of determining prices or over competitive bidding or market conditions. Opinions of probable costs provided herein are based on the information known to Kimley-Horn at this time and represent only Kimley-Horn's judgment as a design professional familiar with the construction industry. Kimley-Horn cannot and does not guarantee that proposals, bids, or actual construction costs will not vary from its opinions of probable costs.

Rail Crossing Summary

Barrier Priority	Length (LF)*	Conceptual Budget Estimate
High	46	$ 113,400.00
Medium	0	$ -
Low	0	$ -
Compliant	0	
Not Prioritized	0	
Subtotal	**46**	$ 113,400.00
Rail Crossing Total		**$ 113,400.00**

** Lengths rounded for simplification*

End of Project Description for Rail Crossing 975480G W Ellison St West of S Commerce St

Kimley-Horn and Associates, Inc.
Project Description for Rail Crossing

Client:	**City of Burleson**	**Date: 07/28/26**
Project:	**ADA Self-Evaluation and Transition Plan**	
KH No.:	**061166110**	

Location:	**SW Alsbury Blvd West of Candler Dr**	**Rail Crossing ID: 020664T**
City:	**Burleson**	

Item No.	Item Description	Quantity	Unit	Unit Price	Includes Engineering (15%) and Contingency (20%)
TxDOT 450-7058	Edge Protection	0	LF	$ 275.00	$ -
TxDOT 531-7001	Conc Sidewalks (4")	0	SY	$ 125.00	$ -
TxDOT 530-7006	Driveways (Conc)	0	SY	$ 125.00	$ -
TxDOT 104-7011	Removing Conc (Driveways)	0	SY	$ 30.00	$ -
TxDOT 104-7013	Removing Conc (Sidewalk, Ramp, or Sup)	0	SY	$ 35.00	$ -
TxDOT 5031-7001	Retrofit Det Warn Surf (Surf Applied)	0	SF	$ 60.00	$ -
---	Concrete Railroad Panel	2	LS	$ 36,000.00	$ 97,200.00
TxDOT 530-7010	Driveways (ACP)	0	SY	$ 80.00	$ -
---	Welded Steel Grate	0	EA	$ 1,300.00	$ -
TxDOT 5047-7001	Relocate Fire Hydrant	0	LS	$ 5,500.00	$ -
---	Adjust Utility Elevation	0	LS	$ 1,000.00	$ -
---	Fix Driveway Transitions	0	EA	$ 2,000.00	$ -
---	Install Driveway Curb Ramps	0	EA	$ 2,700.00	$ -
---	Remove Obstruction	0	LS	$ 1,000.00	$ -
---	Remove Temporary Obstruction	0	LS	$ 500.00	$ -
---	Railroad Company Flagger	8	Day(s)	$ 1,000.00	$ 10,800.00
---	Remove Concrete Railroad Panel	2	LS	$ 2,000.00	$ 5,400.00
TxDOT 105-7123	Remove Stab Base And Asph Pav (6"-20")	0	SY	$ 35.00	$ -
---	Installation Of Asphalt Pavement (6")	0	SY	$ 15.00	$ -
				Subtotal:	$ 113,400.00
				Conceptual Budget Estimate:	**$ 113,400.00**
				Engineering: (% +/-) 15%	*$ 12,600.00*
				Contingency: (% +/-) 20%	*$ 16,800.00*

Conceptual Budget Estimate Disclaimer:
This "cost report" assigns a conceptual budget estimate to resolve non-compliance issues and was developed for planning purposes only. Kimley-Horn has no control over the cost of labor, materials, equipment, or over the Contractor's methods of determining prices or over competitive bidding or market conditions. Opinions of probable costs provided herein are based on the information known to Kimley-Horn at this time and represent only Kimley-Horn's judgment as a design professional familiar with the construction industry. Kimley-Horn cannot and does not guarantee that proposals, bids, or actual construction costs will not vary from its opinions of probable costs.

Rail Crossing Summary

Barrier Priority	Length (LF)*	Conceptual Budget Estimate
High	81	$ 113,400.00
Medium	0	$ -
Low	0	$ -
Compliant	0	
Not Prioritized	0	
Subtotal	**81**	$ 113,400.00
Rail Crossing Total		**$ 113,400.00**

** Lengths rounded for simplification*

End of Project Description for Rail Crossing 020664T SW Alsbury Blvd West of Candler Dr

Kimley-Horn and Associates, Inc.
Project Description for Rail Crossing

Client:	**City of Burleson**	**Date: 07/28/26**
Project:	**ADA Self-Evaluation and Transition Plan**	
KH No.:	**061166110**	

Location:	**Lakewood Dr East of County Road 1021**	**Rail Crossing ID: 020669C**
City:	**Burleson**	

Item No.	Item Description	Quantity	Unit	Unit Price	Includes Engineering (15%) and Contingency (20%)
TxDOT 450-7058	Edge Protection	0	LF	$ 275.00	$ -
TxDOT 531-7001	Conc Sidewalks (4")	22	SY	$ 125.00	$ 3,753.00
TxDOT 530-7006	Driveways (Conc)	0	SY	$ 125.00	$ -
TxDOT 104-7011	Removing Conc (Driveways)	0	SY	$ 30.00	$ -
TxDOT 104-7013	Removing Conc (Sidewalk, Ramp, or Sup)	22	SY	$ 35.00	$ 1,050.84
TxDOT 5031-7001	Retrofit Det Warn Surf (Surf Applied)	0	SF	$ 60.00	$ -
---	Concrete Railroad Panel	2	LS	$ 36,000.00	$ 97,200.00
TxDOT 530-7010	Driveways (ACP)	0	SY	$ 80.00	$ -
---	Welded Steel Grate	0	EA	$ 1,300.00	$ -
TxDOT 5047-7001	Relocate Fire Hydrant	0	LS	$ 5,500.00	$ -
---	Adjust Utility Elevation	0	LS	$ 1,000.00	$ -
---	Fix Driveway Transitions	0	EA	$ 2,000.00	$ -
---	Install Driveway Curb Ramps	0	EA	$ 2,700.00	$ -
---	Remove Obstruction	0	LS	$ 1,000.00	$ -
---	Remove Temporary Obstruction	0	LS	$ 500.00	$ -
---	Railroad Company Flagger	12	Day(s)	$ 1,000.00	$ 16,200.00
---	Remove Concrete Railroad Panel	2	LS	$ 2,000.00	$ 5,400.00
TxDOT 105-7123	Remove Stab Base And Asph Pav (6"-20")	0	SY	$ 35.00	$ -
---	Installation Of Asphalt Pavement (6")	0	SY	$ 15.00	$ -
				Subtotal:	$ 123,603.84
				Conceptual Budget Estimate:	**$ 123,700.00**
				Engineering: (% +/-) 15%	*$ 13,733.76*
				Contingency: (% +/-) 20%	*$ 18,311.68*

Conceptual Budget Estimate Disclaimer:
This "cost report" assigns a conceptual budget estimate to resolve non-compliance issues and was developed for planning purposes only. Kimley-Horn has no control over the cost of labor, materials, equipment, or over the Contractor's methods of determining prices or over competitive bidding or market conditions. Opinions of probable costs provided herein are based on the information known to Kimley-Horn at this time and represent only Kimley-Horn's judgment as a design professional familiar with the construction industry. Kimley-Horn cannot and does not guarantee that proposals, bids, or actual construction costs will not vary from its opinions of probable costs.

Rail Crossing Summary

Barrier Priority	Length (LF)*	Conceptual Budget Estimate
High	88	$ 123,603.84
Medium	0	$ -
Low	0	$ -
Compliant	0	
Not Prioritized	0	
Subtotal	**88**	$ 123,603.84
Rail Crossing Total		**$ 123,700.00**

** Lengths rounded for simplification*

End of Project Description for Rail Crossing 020669C Lakewood Dr East of County Road 1021

Park Pedestrian Circulation Path Report
ADA Self-Evaluation and Transition Plan

Park Pedestrian Circulation Path Map



Park	Park Sidewalk Score
Bailey Lake	(4) - Low

Park Sidewalk Priority Summary

Priority	Length (ft)		Cost
1	420	$	0.00
2	452	$	3,050.00
3	264	$	396.00
4	8,119	$	56,112.00
Sidewalk Total	9,255	$	59,558.00

Park Sidewalk Barrier Summary

Description	Quantity
Pole	0 EA
Fire Hydrant	0 EA
Vault	0 EA
Vegetation Obstruction	0 EA
Sign	0 EA
Other Barrier	0 EA

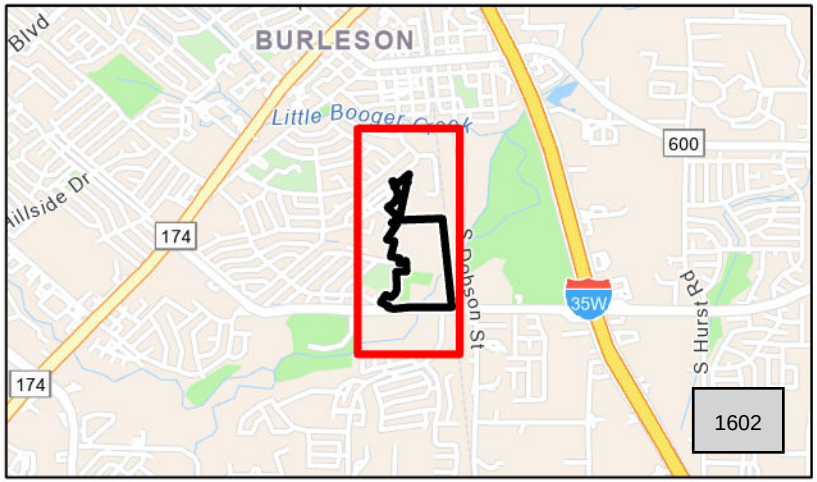

Park Pedestrian Circulation Path Report
ADA Self-Evaluation and Transition Plan

Park Pedestrian Circulation Path Map



Park	Park Sidewalk Score
Bartlett Soccer Complex	(4) - Low

Park Sidewalk Priority Summary

Priority	Length (ft)		Cost
1	1,579	$	0.00
2	214	$	0.00
3	1,122	$	0.00
4	5,391	$	34,413.00
Sidewalk Total	8,306	$	34,413.00

Park Sidewalk Barrier Summary

Description	Quantity
Pole	0 EA
Fire Hydrant	0 EA
Vault	0 EA
Vegetation Obstruction	0 EA
Sign	0 EA
Other Barrier	0 EA

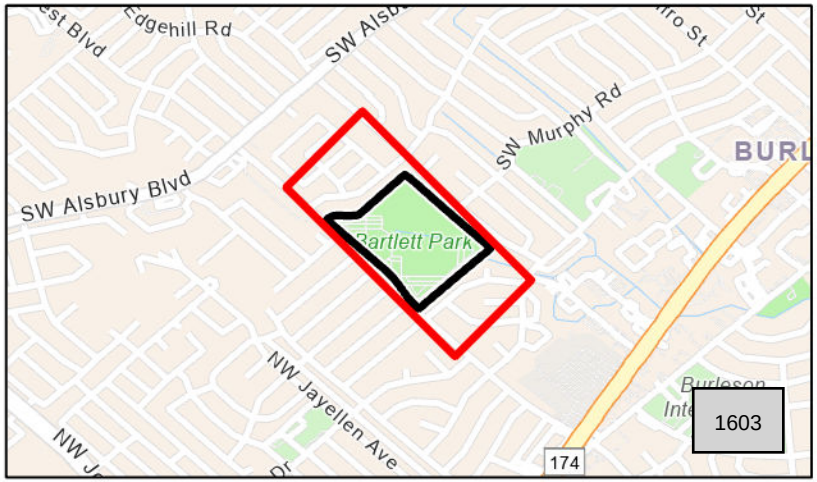

Park Pedestrian Circulation Path Report
ADA Self-Evaluation and Transition Plan

Park Pedestrian Circulation Path Map



Park

Burleson Bark Park

Park Sidewalk Score

(0) - No Priority

Park Sidewalk Priority Summary

Priority	Length (ft)		Cost
1	218	$	0.00
2	108	$	0.00
3	138	$	0.00
4	0	$	0.00
Sidewalk Total	464	$	0.00

Park Sidewalk Barrier Summary

Description	Quantity
Pole	0 EA
Fire Hydrant	0 EA
Vault	0 EA
Vegetation Obstruction	0 EA
Sign	0 EA
Other Barrier	0 EA

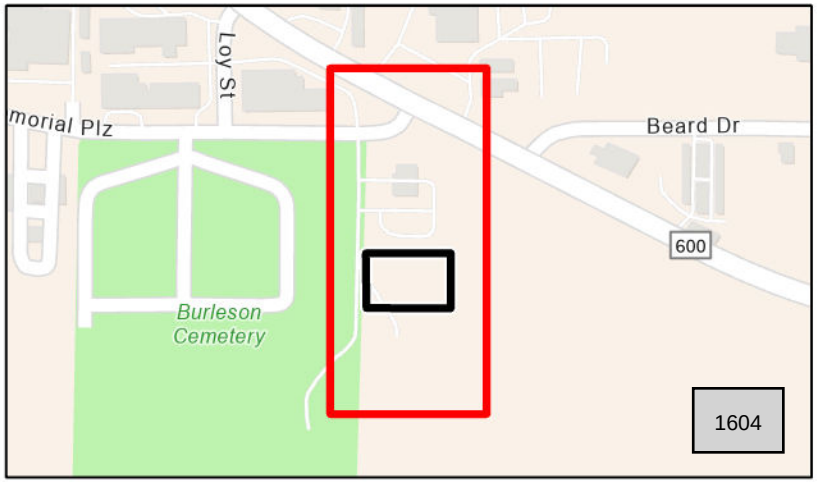

Park Pedestrian Circulation Path Report
ADA Self-Evaluation and Transition Plan

Park Pedestrian Circulation Path Map



Park	Park Sidewalk Score
Cedar Ridge Park	(0) - No Priority

Park Sidewalk Priority Summary

Priority	Length (ft)		Cost
1	0	$	0.00
2	0	$	0.00
3	10	$	0.00
4	0	$	0.00
Sidewalk Total	10	$	0.00

Park Sidewalk Barrier Summary

Description	Quantity
Pole	0 EA
Fire Hydrant	0 EA
Vault	0 EA
Vegetation Obstruction	0 EA
Sign	0 EA
Other Barrier	0 EA

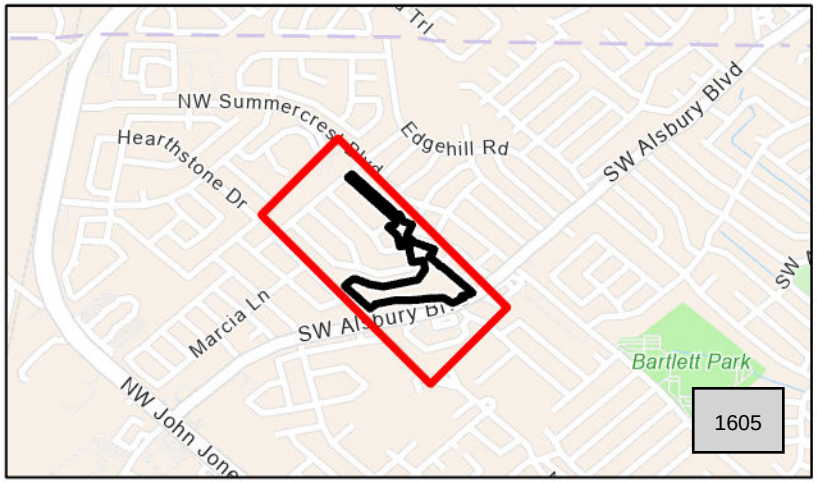

Park Pedestrian Circulation Path Report
ADA Self-Evaluation and Transition Plan

Park Pedestrian Circulation Path Map



Park	Park Sidewalk Score
Centennial Park	(4) - Low

Park Sidewalk Priority Summary

Priority	Length (ft)		Cost
1	243	$	1,222.00
2	172	$	0.00
3	241	$	4,775.00
4	773	$	27,552.00
Sidewalk Total	1,429	$	33,550.00

Park Sidewalk Barrier Summary

Description	Quantity
Pole	0 EA
Fire Hydrant	0 EA
Vault	0 EA
Vegetation Obstruction	0 EA
Sign	0 EA
Other Barrier	0 EA



Park Pedestrian Circulation Path Report
ADA Self-Evaluation and Transition Plan

Park Pedestrian Circulation Path Map

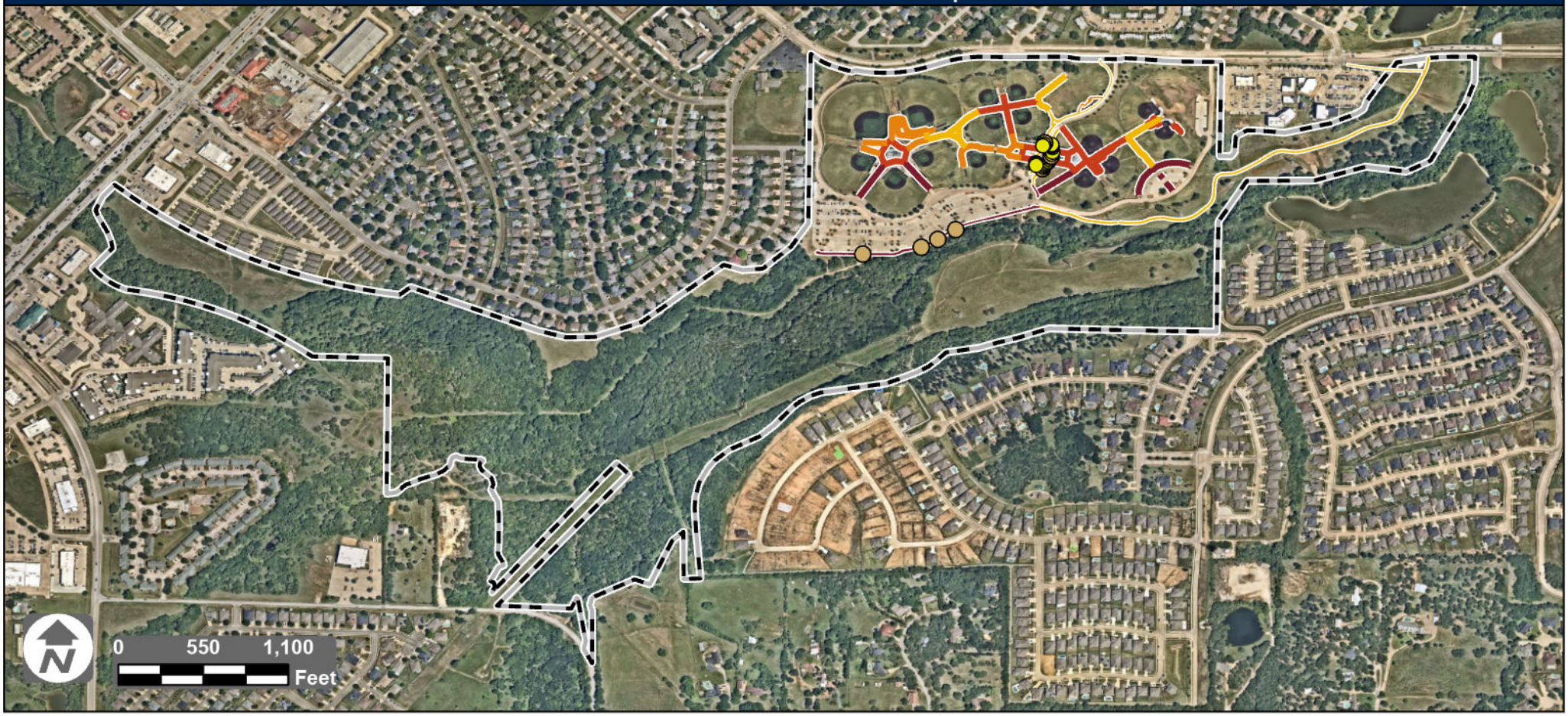

Park
Chisenhall Sports Complex

Park Sidewalk Score
(3) - Moderate

Park Sidewalk Priority Summary

Priority	Length (ft)	Cost
1	3,213	$ 60,072.00
2	2,933	$ 0.00
3	2,025	$ 0.00
4	7,547	$ 150,456.00
Sidewalk Total	15,718	$ 210,528.00

Park Sidewalk Barrier Summary

Description	Quantity
Pole	7 EA
Fire Hydrant	0 EA
Vault	0 EA
Vegetation Obstruction	0 EA
Sign	0 EA
Other Barrier	17 EA

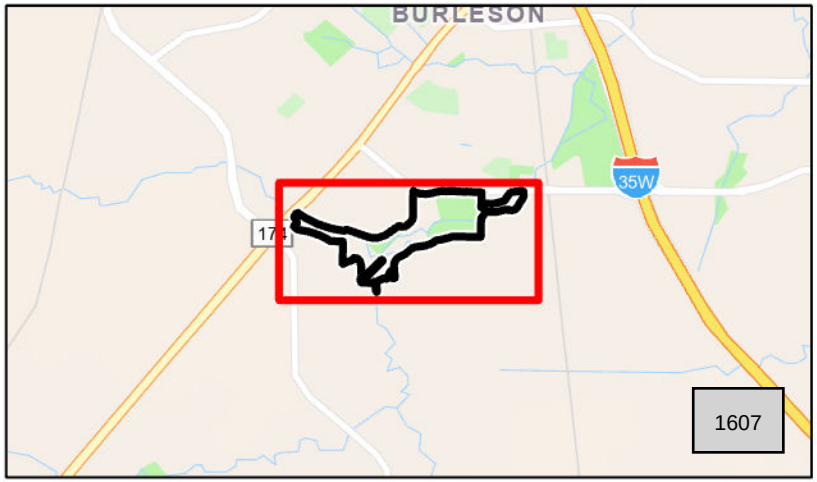

Park Pedestrian Circulation Path Report
ADA Self-Evaluation and Transition Plan

Park Pedestrian Circulation Path Map



Park

Cindy Park

Park Sidewalk Score

(0) - No Priority

Park Sidewalk Priority Summary

Priority	Length (ft)		Cost
1	67	$	0.00
2	0	$	0.00
3	0	$	0.00
4	0	$	0.00
Sidewalk Total	67	$	0.00

Park Sidewalk Barrier Summary

Description	Quantity
Pole	0 EA
Fire Hydrant	0 EA
Vault	0 EA
Vegetation Obstruction	0 EA
Sign	0 EA
Other Barrier	0 EA

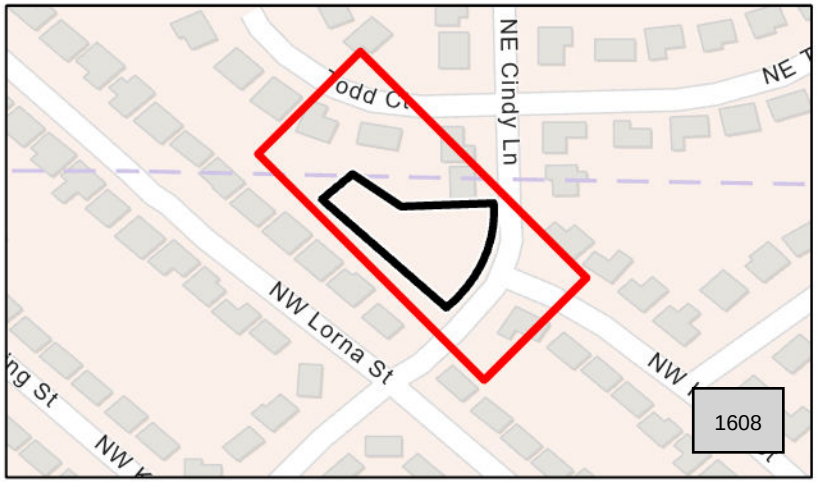

Park Pedestrian Circulation Path Report
ADA Self-Evaluation and Transition Plan

Park Pedestrian Circulation Path Map



Park
Clark Park

Park Sidewalk Score
(0) - No Priority

Park Sidewalk Priority Summary

Priority	Length (ft)		Cost
1	161	$	0.00
2	227	$	0.00
3	0	$	0.00
4	0	$	0.00
Sidewalk Total	388	$	0.00

Park Sidewalk Barrier Summary

Description	Quantity
Pole	0 EA
Fire Hydrant	0 EA
Vault	0 EA
Vegetation Obstruction	0 EA
Sign	0 EA
Other Barrier	0 EA

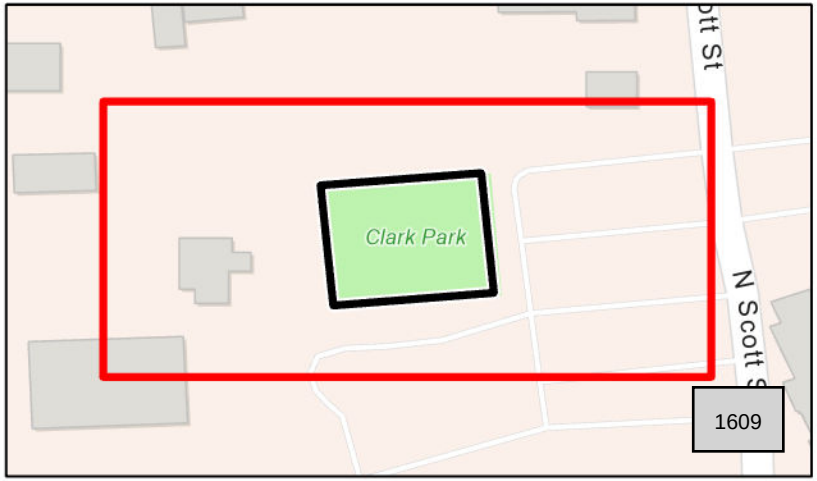

Park Pedestrian Circulation Path Report
ADA Self-Evaluation and Transition Plan

Park Pedestrian Circulation Path Map

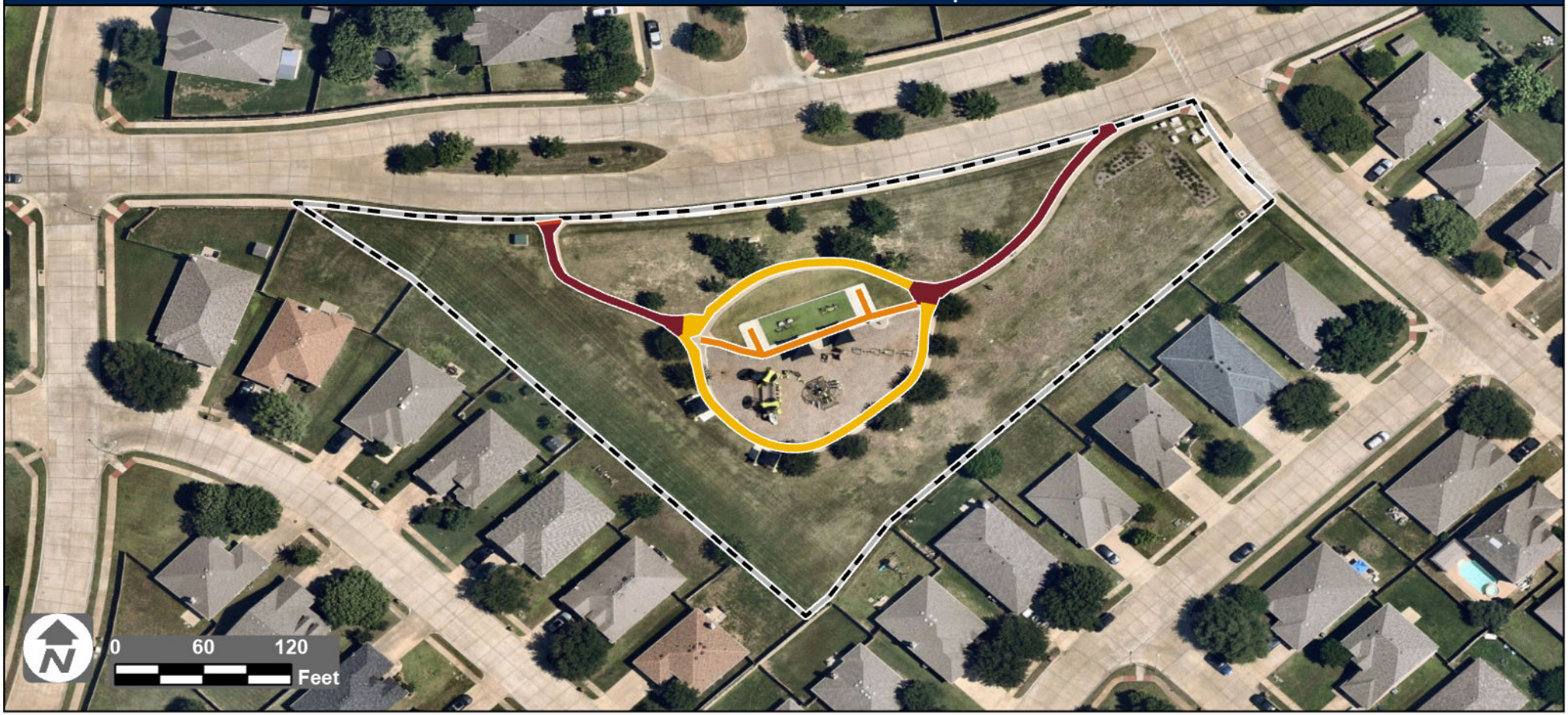

Park	Park Sidewalk Score
Claudia's Playground	(3) - Moderate

Park Sidewalk Priority Summary

Priority	Length (ft)		Cost
1	308	$	1,544.00
2	4	$	0.00
3	170	$	0.00
4	382	$	4,211.00
Sidewalk Total	864	$	5,754.00

Park Sidewalk Barrier Summary

Description	Quantity
Pole	0 EA
Fire Hydrant	0 EA
Vault	0 EA
Vegetation Obstruction	0 EA
Sign	0 EA
Other Barrier	0 EA

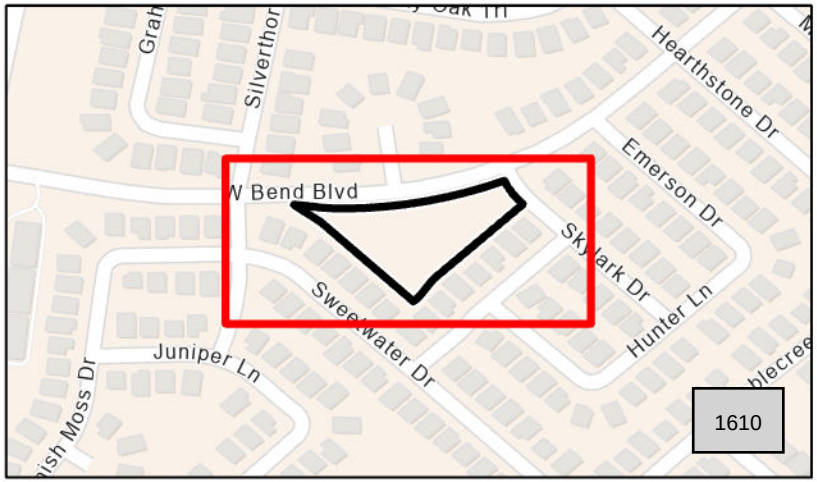

Park Pedestrian Circulation Path Report
ADA Self-Evaluation and Transition Plan

Park Pedestrian Circulation Path Map



Park	Park Sidewalk Score
Elk Ridge Park	(4) - Low

Park Sidewalk Priority Summary

Priority	Length (ft)	Cost
1	102	$ 4,573.00
2	21	$ 0.00
3	0	$ 0.00
4	598	$ 28,248.00
Sidewalk Total	722	$ 32,822.00

Park Sidewalk Barrier Summary

Description	Quantity
Pole	0 EA
Fire Hydrant	0 EA
Vault	0 EA
Vegetation Obstruction	0 EA
Sign	0 EA
Other Barrier	0 EA

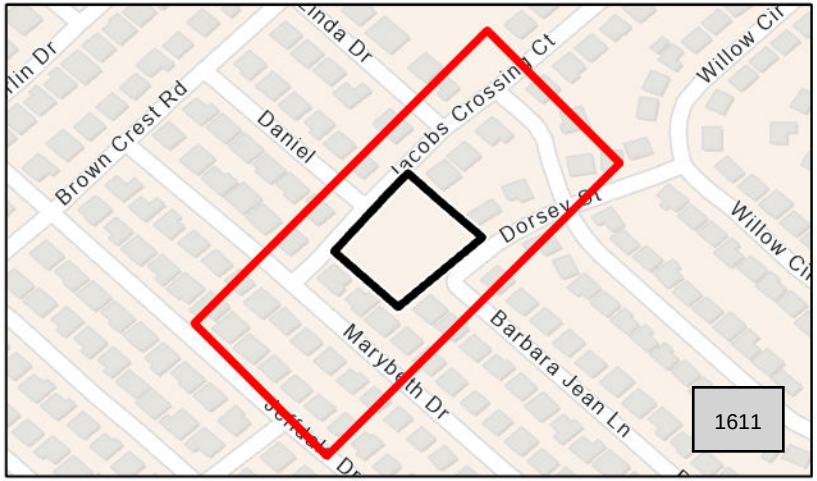

Park Pedestrian Circulation Path Report
ADA Self-Evaluation and Transition Plan

Park Pedestrian Circulation Path Map

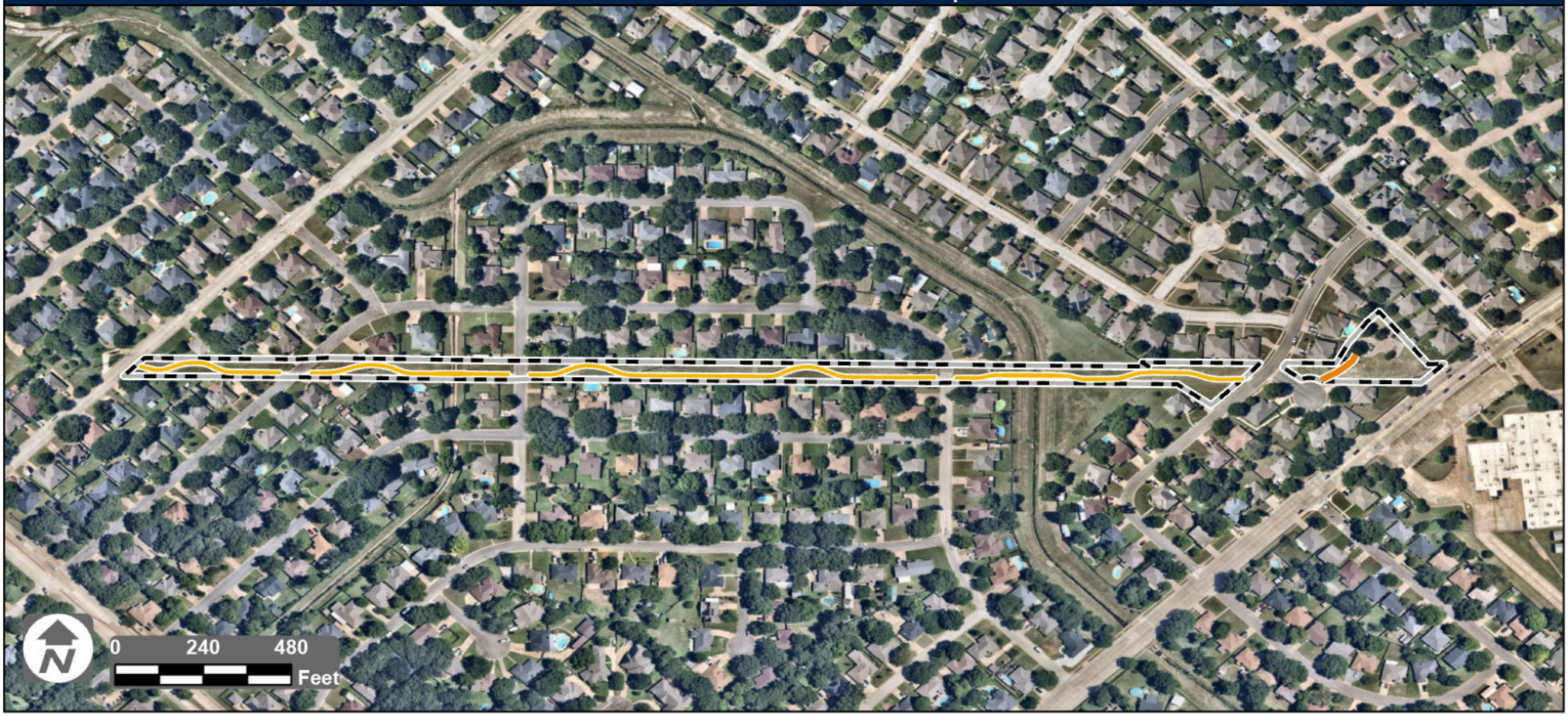

Park	Park Sidewalk Score
Heberle Park and Trail	(4) - Low

Park Sidewalk Priority Summary

Priority	Length (ft)		Cost
1	0	$	0.00
2	0	$	0.00
3	107	$	0.00
4	3,011	$	43,878.00
Sidewalk Total	3,118	$	43,878.00

Park Sidewalk Barrier Summary

Description	Quantity
Pole	0 EA
Fire Hydrant	0 EA
Vault	0 EA
Vegetation Obstruction	0 EA
Sign	0 EA
Other Barrier	0 EA

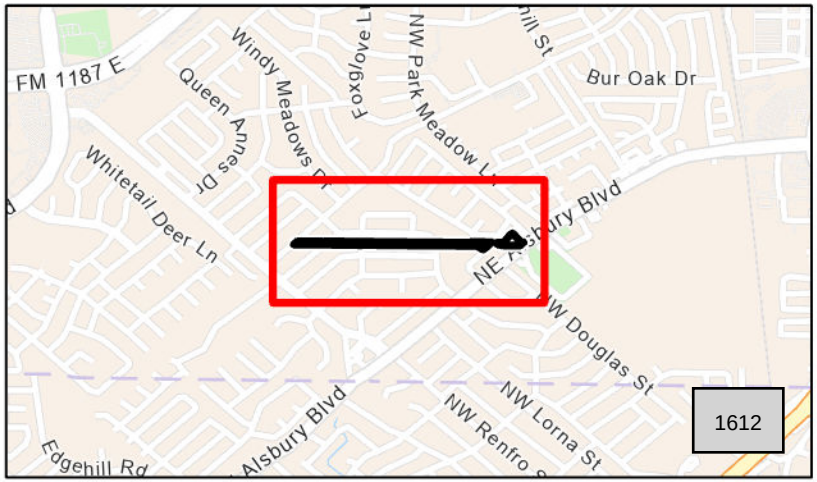

Park Pedestrian Circulation Path Report
ADA Self-Evaluation and Transition Plan

Park Pedestrian Circulation Path Map



Park	Park Sidewalk Score
Hidden Vista Park	(4) - Low

Park Sidewalk Priority Summary

Priority	Length (ft)		Cost
1	0	$	0.00
2	0	$	0.00
3	0	$	0.00
4	2,695	$	32,279.00
Sidewalk Total	2,695	$	32,279.00

Park Sidewalk Barrier Summary

Description	Quantity
Pole	0 EA
Fire Hydrant	0 EA
Vault	0 EA
Vegetation Obstruction	0 EA
Sign	0 EA
Other Barrier	0 EA

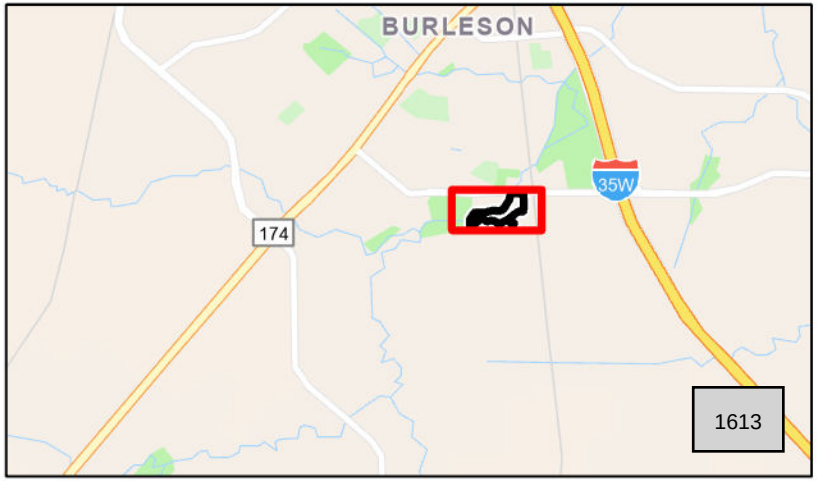

Park Pedestrian Circulation Path Report
ADA Self-Evaluation and Transition Plan

Park Pedestrian Circulation Path Map



Park	Park Sidewalk Score
Meadow Crest Park	(4) - Low

Park Sidewalk Priority Summary

Priority	Length (ft)		Cost
1	83	$	841.00
2	40	$	0.00
3	63	$	1,194.00
4	1,589	$	91,763.00
Sidewalk Total	1,775	$	93,797.00

Park Sidewalk Barrier Summary

Description	Quantity
Pole	0 EA
Fire Hydrant	0 EA
Vault	0 EA
Vegetation Obstruction	0 EA
Sign	0 EA
Other Barrier	0 EA

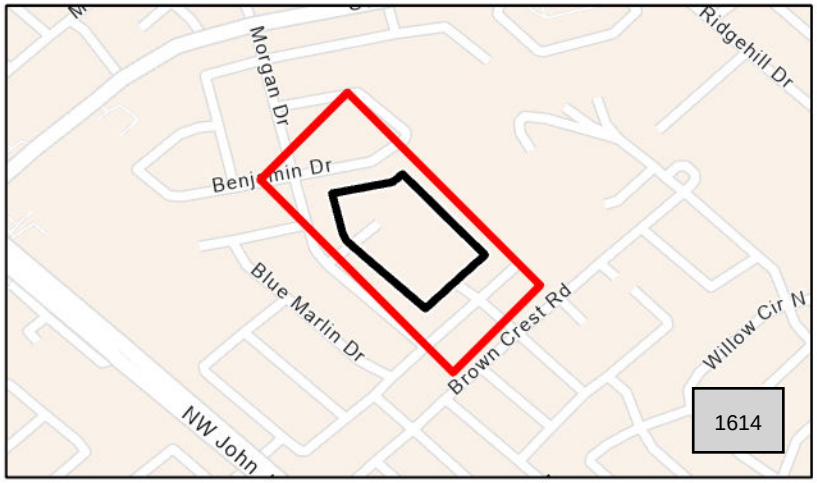

Park Pedestrian Circulation Path Report
ADA Self-Evaluation and Transition Plan

Park Pedestrian Circulation Path Map



Park
Mistletoe Hill Park

Park Sidewalk Score
(3) - Moderate

Park Sidewalk Priority Summary

Priority	Length (ft)		Cost
1	25	$	637.00
2	156	$	9,714.00
3	1,565	$	51,191.00
4	260	$	14,562.00
Sidewalk Total	2,006	$	76,104.00

Park Sidewalk Barrier Summary

Description	Quantity
Pole	0 EA
Fire Hydrant	0 EA
Vault	0 EA
Vegetation Obstruction	0 EA
Sign	0 EA
Other Barrier	0 EA

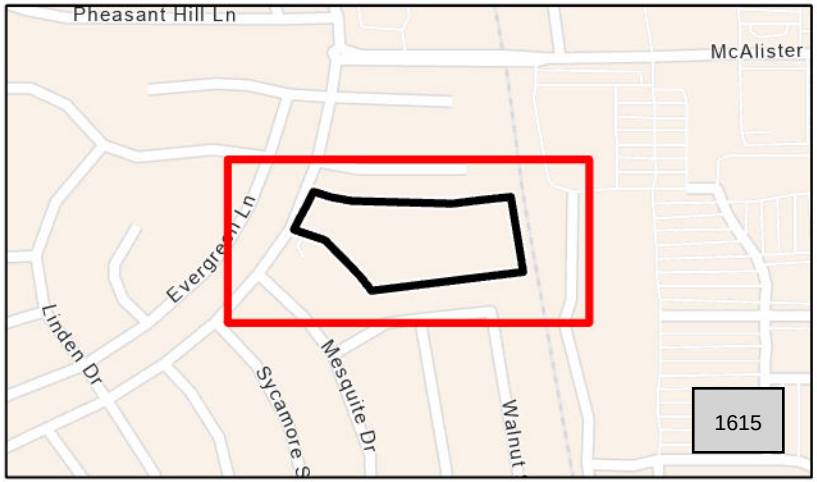

Park Pedestrian Circulation Path Report
ADA Self-Evaluation and Transition Plan

Park Pedestrian Circulation Path Map



Park
Oak Valley Park

Park Sidewalk Score
(4) - Low

Park Sidewalk Priority Summary

Priority	Length (ft)	Cost
1	105	$ 1,599.00
2	15	$ 0.00
3	0	$ 0.00
4	2,107	$ 99,676.00
Sidewalk Total	2,227	$ 101,276.00

Park Sidewalk Barrier Summary

Description	Quantity
Pole	0 EA
Fire Hydrant	0 EA
Vault	0 EA
Vegetation Obstruction	0 EA
Sign	0 EA
Other Barrier	0 EA



Park Pedestrian Circulation Path Report
ADA Self-Evaluation and Transition Plan

Park Pedestrian Circulation Path Map

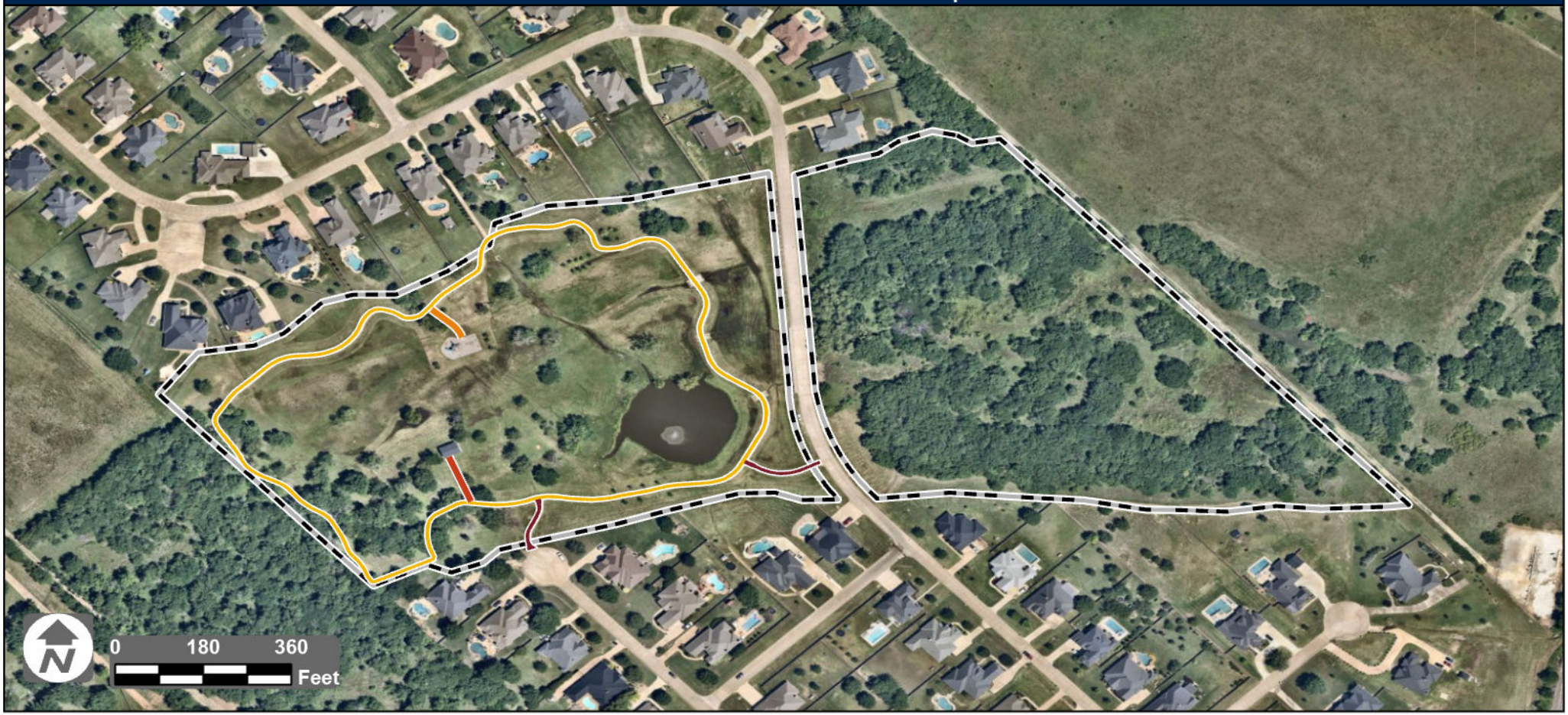

Park

Prairie Timber Park

Park Sidewalk Score

(4) - Low

Park Sidewalk Priority Summary

Priority	Length (ft)		Cost
1	231	$	3,740.00
2	99	$	0.00
3	79	$	0.00
4	2,570	$	43,367.00
Sidewalk Total	2,978	$	47,107.00

Park Sidewalk Barrier Summary

Description	Quantity
Pole	0 EA
Fire Hydrant	0 EA
Vault	0 EA
Vegetation Obstruction	0 EA
Sign	0 EA
Other Barrier	0 EA

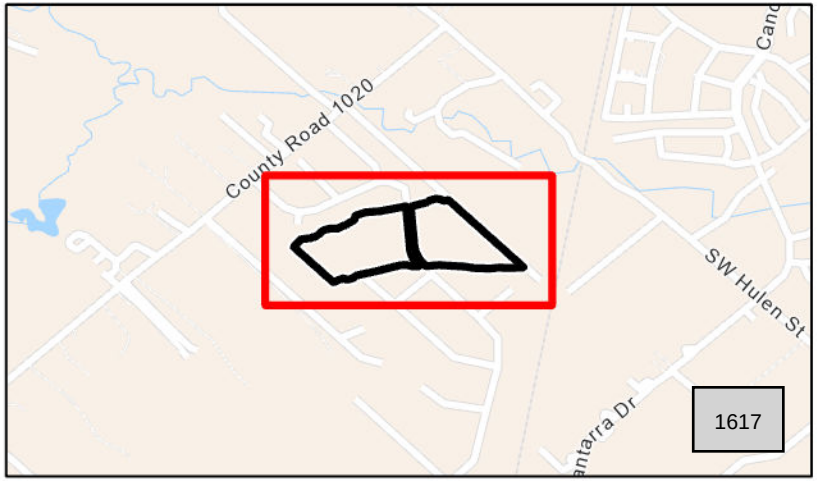

Park Pedestrian Circulation Path Report
ADA Self-Evaluation and Transition Plan

Park Pedestrian Circulation Path Map

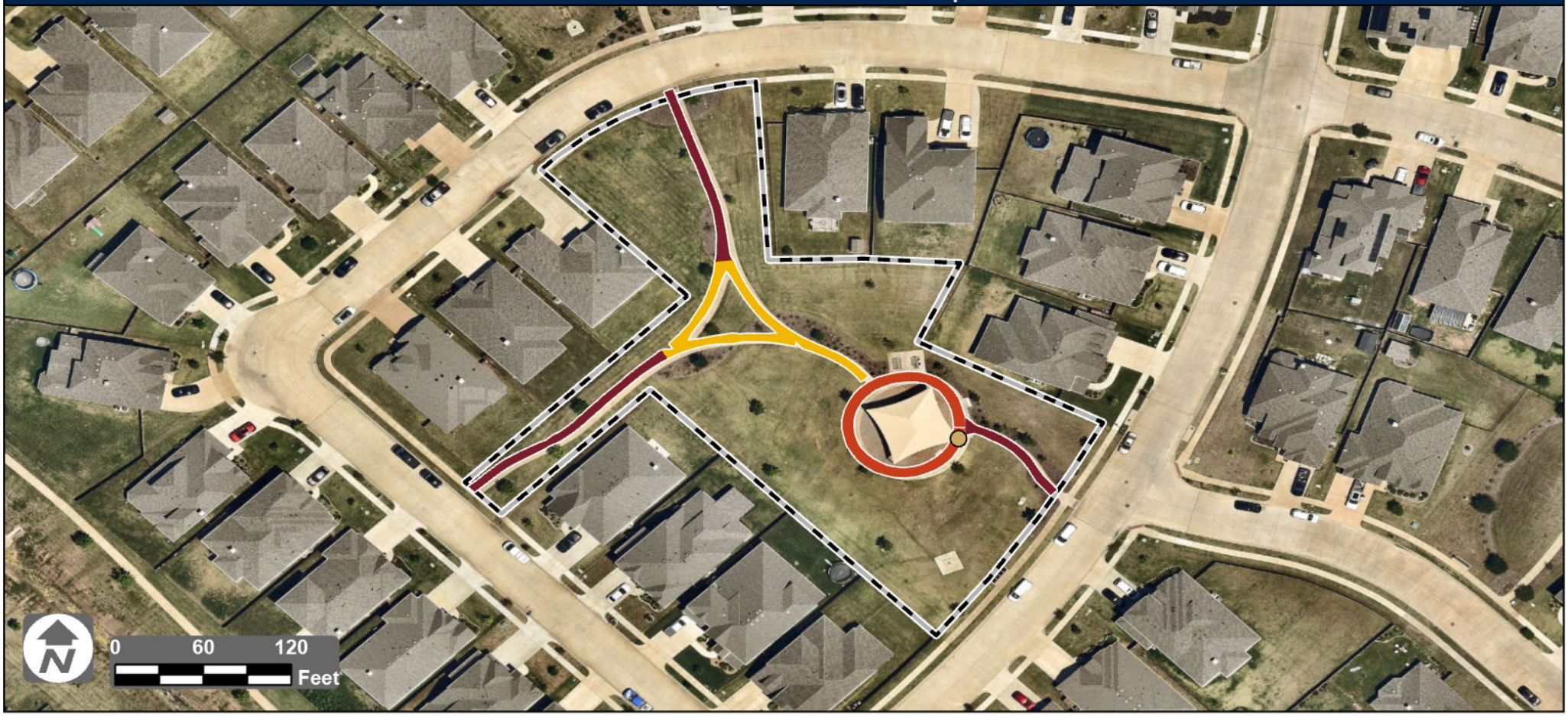

Park

Robert Joseph Park

Park Sidewalk Score

(2) - Important

Park Sidewalk Priority Summary

Priority	Length (ft)		Cost
1	315	$	4,565.00
2	183	$	0.00
3	0	$	0.00
4	243	$	2,263.00
Sidewalk Total	741	$	6,828.00

Park Sidewalk Barrier Summary

Description	Quantity
Pole	1 EA
Fire Hydrant	0 EA
Vault	0 EA
Vegetation Obstruction	0 EA
Sign	0 EA
Other Barrier	0 EA

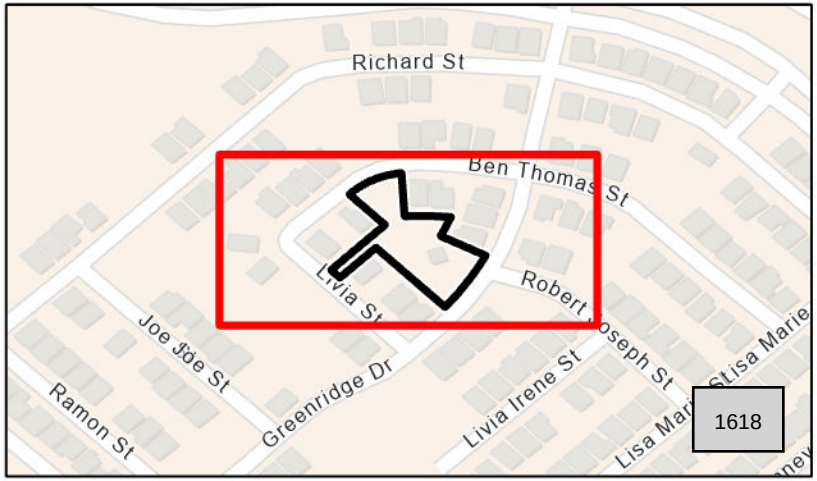

Park Pedestrian Circulation Path Report
ADA Self-Evaluation and Transition Plan

Park Pedestrian Circulation Path Map



Park
Veterans Memorial Park

Park Sidewalk Score
(0) - No Priority

Park Sidewalk Priority Summary

Priority	Length (ft)		Cost
1	429	$	0.00
2	0	$	0.00
3	0	$	0.00
4	0	$	0.00
Sidewalk Total	429	$	0.00

Park Sidewalk Barrier Summary

Description	Quantity
Pole	0 EA
Fire Hydrant	0 EA
Vault	0 EA
Vegetation Obstruction	0 EA
Sign	0 EA
Other Barrier	0 EA

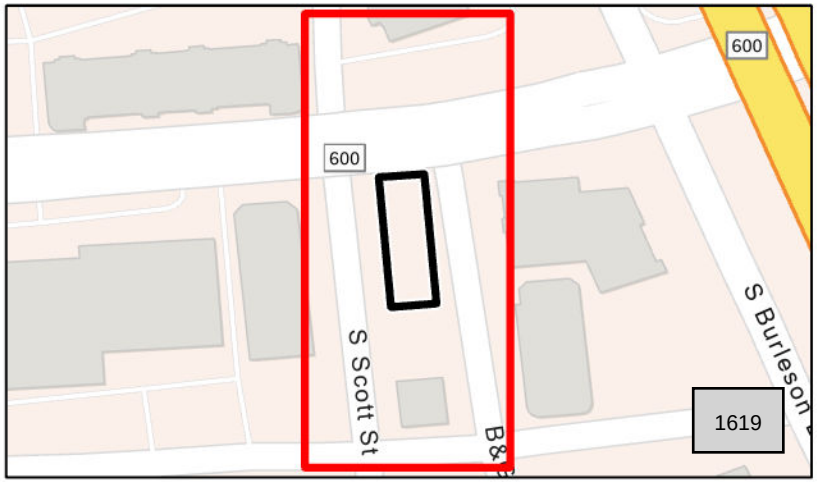

Park Pedestrian Circulation Path Report
ADA Self-Evaluation and Transition Plan

Park Pedestrian Circulation Path Map



Park

Wakefield Park

Park Sidewalk Score

(0) - No Priority

Park Sidewalk Priority Summary

Priority	Length (ft)		Cost
1	0	$	0.00
2	0	$	0.00
3	44	$	0.00
4	0	$	0.00
Sidewalk Total	44	$	0.00

Park Sidewalk Barrier Summary

Description	Quantity
Pole	0 EA
Fire Hydrant	0 EA
Vault	0 EA
Vegetation Obstruction	0 EA
Sign	0 EA
Other Barrier	0 EA



Park Pedestrian Circulation Path Report
ADA Self-Evaluation and Transition Plan

Park Pedestrian Circulation Path Map

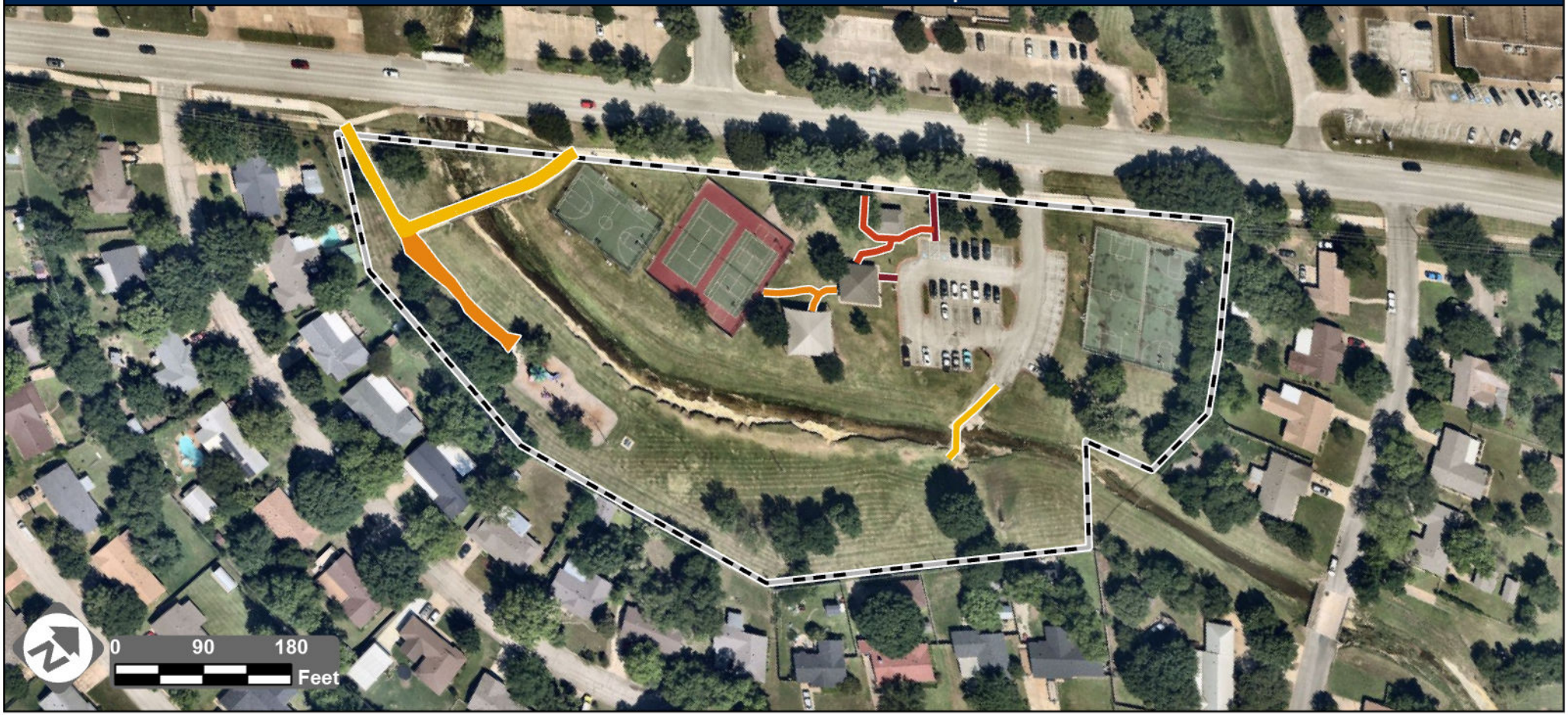

Park

Warren Park

Park Sidewalk Score

(4) - Low

Park Sidewalk Priority Summary

Priority	Length (ft)		Cost
1	62	$	0.00
2	149	$	0.00
3	323	$	0.00
4	484	$	4,873.00
Sidewalk Total	1,018	$	4,873.00

Park Sidewalk Barrier Summary

Description	Quantity
Pole	0 EA
Fire Hydrant	0 EA
Vault	0 EA
Vegetation Obstruction	0 EA
Sign	0 EA
Other Barrier	0 EA



Park Pedestrian Circulation Path Report
ADA Self-Evaluation and Transition Plan

Park Pedestrian Circulation Path Map

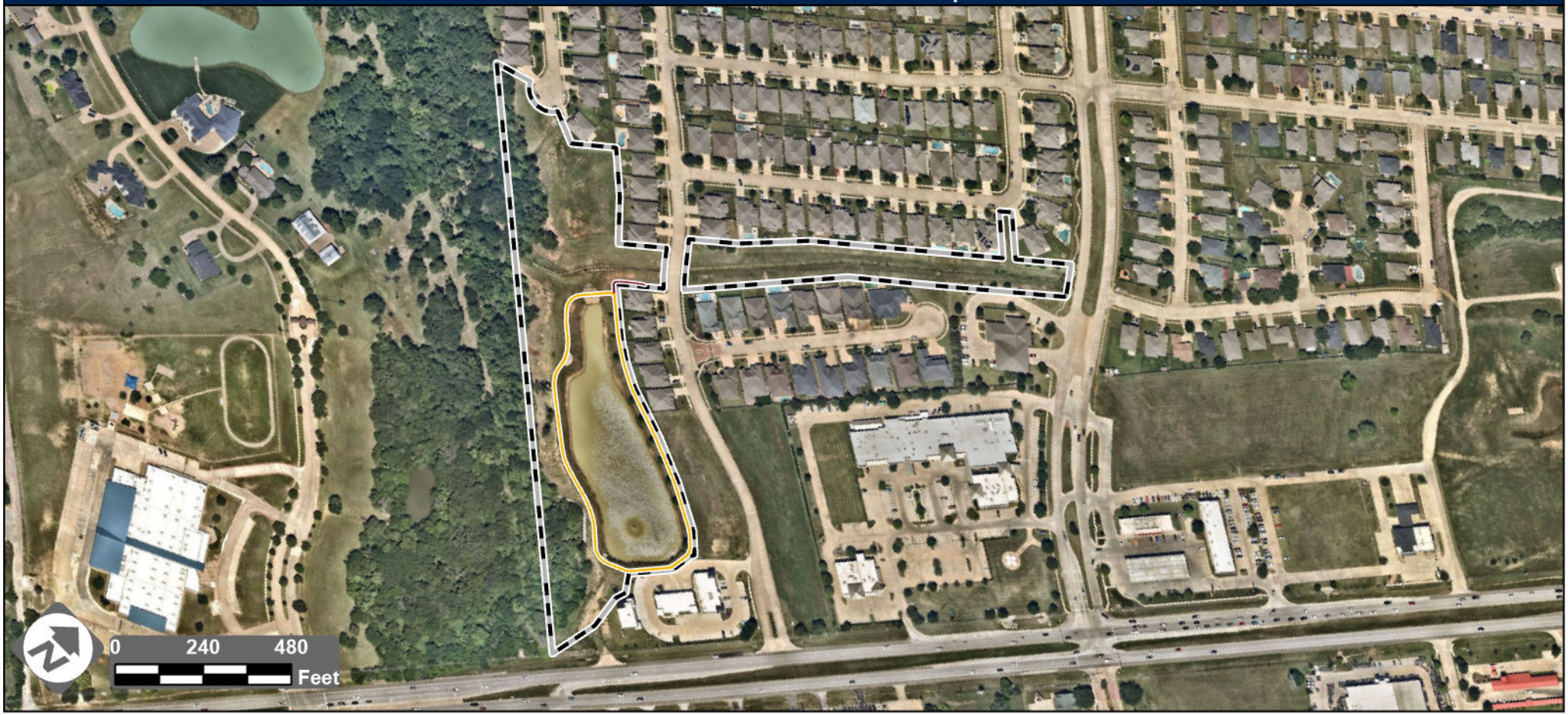

Park	Park Sidewalk Score
Willow Creek Park	(4) - Low

Park Sidewalk Priority Summary

Priority	Length (ft)	Cost
1	91	$ 4,649.00
2	0	$ 0.00
3	0	$ 0.00
4	1,531	$ 49,169.00
Sidewalk Total	1,621	$ 53,818.00

Park Sidewalk Barrier Summary

Description	Quantity
Pole	0 EA
Fire Hydrant	0 EA
Vault	0 EA
Vegetation Obstruction	0 EA
Sign	0 EA
Other Barrier	0 EA

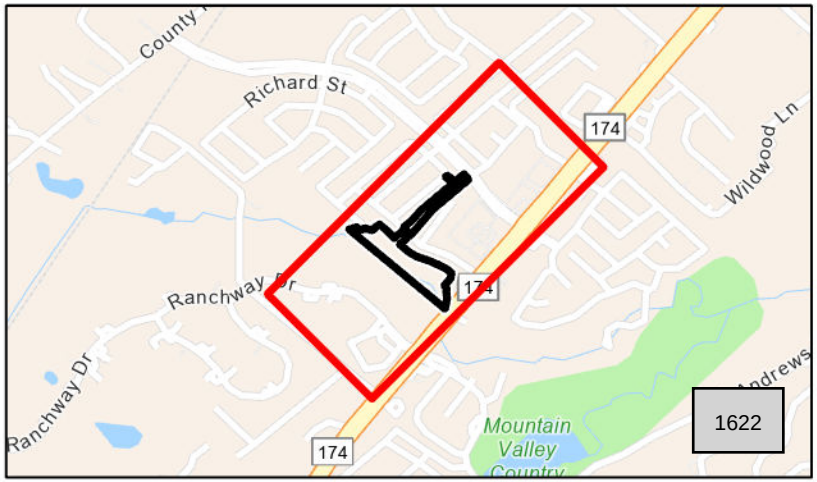

Pedestrian Signal Compliance Summary

Location

NE Alsbury Blvd & Heberle Dr

Signal Map



Conceptual Budget Estimate

Barrier Priority	Quantity		Cost
1	0	$	0
2	1	$	260
3	3	$	5,400
4	2	$	6,400
5	0	$	0
Total	6	$	12,060

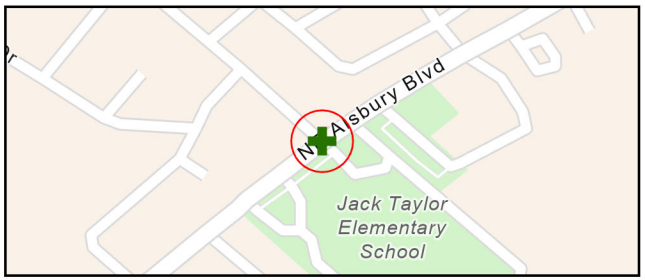

Signal Observations

Issue	Map Feature Number 1	2	3	4	5	6	7	8	Possible Solution
Missing signal head									
Missing head symbol			X			X			Install countdown pedestrian signal head
Head does not show countdown		X		X					Install countdown pedestrian signal head
Missing push button									
Missing adjacent button	X			X					Install adjacent pedestrian push button
Distance to adjacent button is greater than 10 ft									
Missing speech message	X	X	X	X	X				Remove PBs and replace with APS push buttons
Push button height is greater than 48"	X		X		X	X			Relocate pedestrian push buttons
Push button is missing band	X	X	X	X	X	X			Remove PBs and replace with APS push buttons
Push button is not fingerless									
Push button is missing locator tone	X	X	X	X	X	X			Remove PBs and replace with APS push buttons
Push button is missing percussive tone	X	X	X	X	X	X			Remove PBs and replace with APS push buttons
Push button is not vibrotactile	X	X	X	X	X	X			Remove PBs and replace with APS push buttons
Push button does not vibrate on walk	X	X	X	X	X	X			Remove PBs and replace with APS push buttons
Push button is not parallel to the associated crosswalk									
Push button arrow contrasting missing	X	X	X	X	X	X			Remove PBs and replace with APS push buttons
Push button does not have sufficient clear floor width									
Push button does not have sufficient clear floor length									
Running slope at push button is greater than 2.1%	X		X		X	X			Remove and replace clear floor space
Cross slope at push button is greater than 2.1%									
Floor at push button is not firm or stable				X					Remove and replace clear floor space
Push button is offset more than 5' from curb ramp run	X	X	X	X	X	X			Relocate pedestrian push buttons
Push button is offset more than 5' from edge of crosswalk									
Push button does not service ramp									
Signal Priority	**3**	**4**	**3**	**4**	**3**	**2**			

Conceptual Budget Estimate Disclaimer

This “cost report" assigns a conceptual budget estimate to resolve non-compliance issues and was developed for planning purposes only. Kimley-Horn has no control over the cost of labor, materials, equipment, or over the Contractor's methods of determining prices or over competitive bidding or market conditions. Opinions of probable costs provided herein are based on the information known to Kimley-Horn at this time and represent only Kimley-Horn's judgment as a design professional familiar with the construction industry. Kimley-Horn cannot and does not guarantee that proposals, bids, or actual construction costs will not vary from its opinions of probable costs.

Other Intersection Information

Conceptual budget information for curb ramp, crosswalk, and sidewalk improvements are included in the sidewalk corridor reports.

Pedestrian Signal Compliance Summary

Location

NE McAlister Rd & NW Renfro St

Signal Map



Conceptual Budget Estimate

Barrier Priority	Quantity		Cost
1 ▲	0	$	0
2 ▲	2	$	520
3 ▲	0	$	0
4 ▲	0	$	0
5 ▲	0	$	0
Total	2	$	520

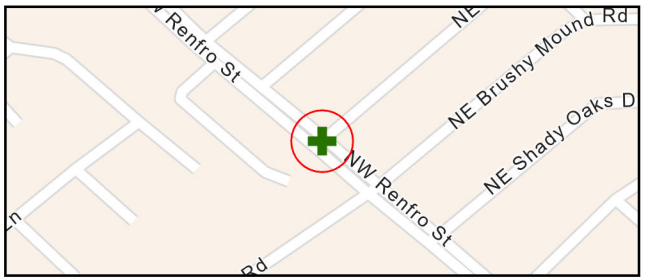

Signal Observations

Issue	Map Feature Number 1	2	3	4	5	6	7	8	Possible Solution
Missing signal head									
Missing head symbol									
Head does not show countdown									
Missing push button									
Missing adjacent button	X	X							Install adjacent pedestrian push button
Distance to adjacent button is greater than 10 ft									
Missing speech message	X	X							Remove PBs and replace with APS push buttons
Push button height is greater than 48"									
Push button is missing band	X	X							Remove PBs and replace with APS push buttons
Push button is not fingerless									
Push button is missing locator tone	X	X							Remove PBs and replace with APS push buttons
Push button is missing percussive tone	X	X							Remove PBs and replace with APS push buttons
Push button is not vibrotactile	X	X							Remove PBs and replace with APS push buttons
Push button does not vibrate on walk	X	X							Remove PBs and replace with APS push buttons
Push button is not parallel to the associated crosswalk									
Push button arrow contrasting missing	X	X							Remove PBs and replace with APS push buttons
Push button does not have sufficient clear floor width									
Push button does not have sufficient clear floor length									
Running slope at push button is greater than 2.1%									
Cross slope at push button is greater than 2.1%	X	X							Remove and replace clear floor space
Floor at push button is not firm or stable		X							Remove and replace clear floor space
Push button is offset more than 5' from curb ramp run	X	X							Relocate pedestrian push buttons
Push button is offset more than 5' from edge of crosswalk									
Push button does not service ramp									
Signal Priority	**2**	**2**							

Conceptual Budget Estimate Disclaimer

This “cost report" assigns a conceptual budget estimate to resolve non-compliance issues and was developed for planning purposes only. Kimley-Horn has no control over the cost of labor, materials, equipment, or over the Contractor's methods of determining prices or over competitive bidding or market conditions. Opinions of probable costs provided herein are based on the information known to Kimley-Horn at this time and represent only Kimley-Horn's judgment as a design professional familiar with the construction industry. Kimley-Horn cannot and does not guarantee that proposals, bids, or actual construction costs will not vary from its opinions of probable costs.

Other Intersection Information

Conceptual budget information for curb ramp, crosswalk, and sidewalk improvements are included in the sidewalk corridor reports.

1624

Pedestrian Signal Compliance Summary

Location

NW Renfro St & NE/SW Alsbury Blvd

Signal Map



Conceptual Budget Estimate

Barrier Priority	Quantity		Cost
1 ▲	0	$	0
2 ▲	6	$	1,560
3 ▲	2	$	3,600
4 ▲	0	$	0
5 ▲	0	$	0
Total	8	$	5,160

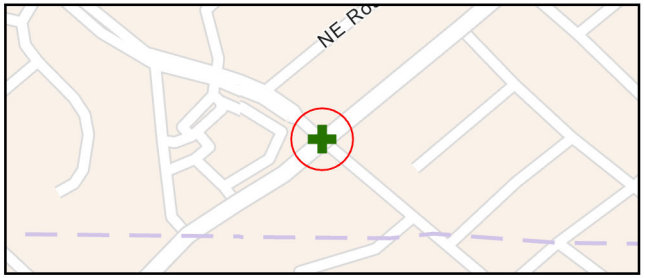

Signal Observations

Issue	1	2	3	4	5	6	7	8	Possible Solution
Missing signal head									
Missing head symbol									
Head does not show countdown			X		X				Install countdown pedestrian signal head
Missing push button									
Missing adjacent button									
Distance to adjacent button is greater than 10 ft									
Missing speech message	X		X	X	X	X	X		Remove PBs and replace with APS push buttons
Push button height is greater than 48"					X	X	X		Relocate pedestrian push buttons
Push button is missing band	X	X	X	X		X	X	X	Remove PBs and replace with APS push buttons
Push button is not fingerless									
Push button is missing locator tone	X	X	X	X	X	X	X	X	Remove PBs and replace with APS push buttons
Push button is missing percussive tone	X	X	X	X	X	X	X	X	Remove PBs and replace with APS push buttons
Push button is not vibrotactile	X	X	X	X	X	X	X	X	Remove PBs and replace with APS push buttons
Push button does not vibrate on walk	X	X	X	X	X	X	X	X	Remove PBs and replace with APS push buttons
Push button is not parallel to the associated crosswalk									
Push button arrow contrasting missing	X	X	X	X	X	X	X	X	Remove PBs and replace with APS push buttons
Push button does not have sufficient clear floor width									
Push button does not have sufficient clear floor length									
Running slope at push button is greater than 2.1%	X	X	X	X	X			X	Remove and replace clear floor space
Cross slope at push button is greater than 2.1%							X	X	Remove and replace clear floor space
Floor at push button is not firm or stable									
Push button is offset more than 5' from curb ramp run	X	X	X	X	X	X	X		Relocate pedestrian push buttons
Push button is offset more than 5' from edge of crosswalk			X	X					Relocate pedestrian push buttons
Push button does not service ramp									
Signal Priority	**2**	**2**	**3**	**3**	**2**	**2**	**2**	**2**	

Conceptual Budget Estimate Disclaimer

This “cost report" assigns a conceptual budget estimate to resolve non-compliance issues and was developed for planning purposes only. Kimley-Horn has no control over the cost of labor, materials, equipment, or over the Contractor's methods of determining prices or over competitive bidding or market conditions. Opinions of probable costs provided herein are based on the information known to Kimley-Horn at this time and represent only Kimley-Horn's judgment as a design professional familiar with the construction industry. Kimley-Horn cannot and does not guarantee that proposals, bids, or actual construction costs will not vary from its opinions of probable costs.

Other Intersection Information

Conceptual budget information for curb ramp, crosswalk, and sidewalk improvements are included in the sidewalk corridor reports.

Pedestrian Signal Compliance Summary

Location

SW Alsbury Blvd & NW Summercrest Blvd

Signal Map

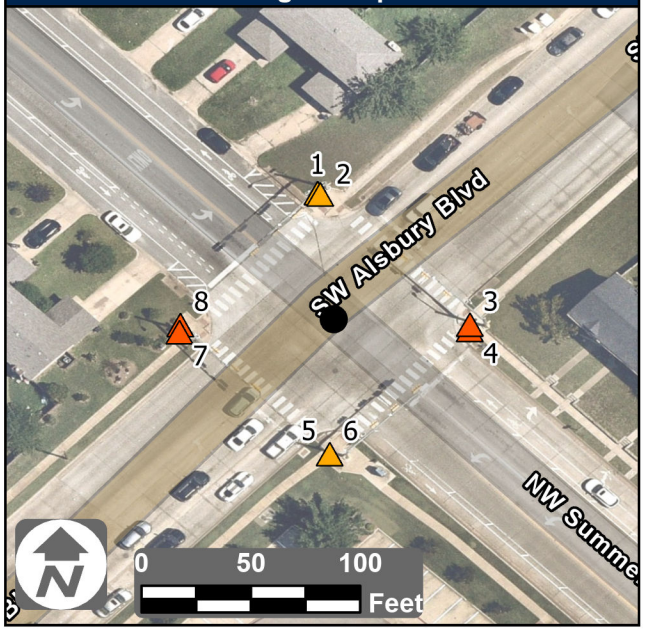

Conceptual Budget Estimate

Barrier Priority	Quantity		Cost
1 ▲	0	$	0
2 ▲	4	$	1,040
3 ▲	4	$	7,200
4 △	0	$	0
5 ▲	0	$	0
Total	8	$	8,240

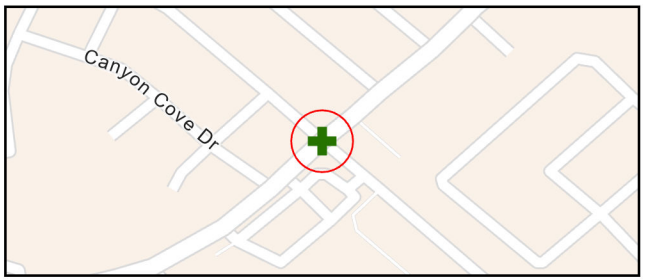

Signal Observations

Issue	Map Feature Number 1	2	3	4	5	6	7	8	Possible Solution
Missing signal head									
Missing head symbol									
Head does not show countdown									
Missing push button									
Missing adjacent button								X	Install adjacent pedestrian push button
Distance to adjacent button is greater than 10 ft									
Missing speech message	X	X		X		X	X	X	Remove PBs and replace with APS push buttons
Push button height is greater than 48"	X				X	X			Relocate pedestrian push buttons
Push button is missing band	X	X	X	X	X	X	X	X	Remove PBs and replace with APS push buttons
Push button is not fingerless									
Push button is missing locator tone	X	X		X		X	X	X	Remove PBs and replace with APS push buttons
Push button is missing percussive tone	X	X		X		X	X	X	Remove PBs and replace with APS push buttons
Push button is not vibrotactile	X	X		X		X	X	X	Remove PBs and replace with APS push buttons
Push button does not vibrate on walk	X	X		X		X	X	X	Remove PBs and replace with APS push buttons
Push button is not parallel to the associated crosswalk									
Push button arrow contrasting missing	X	X	X	X	X	X	X	X	Remove PBs and replace with APS push buttons
Push button does not have sufficient clear floor width									
Push button does not have sufficient clear floor length									
Running slope at push button is greater than 2.1%									
Cross slope at push button is greater than 2.1%			X	X				X	Remove and replace clear floor space
Floor at push button is not firm or stable									
Push button is offset more than 5' from curb ramp run	X	X	X	X	X	X	X	X	Relocate pedestrian push buttons
Push button is offset more than 5' from edge of crosswalk									
Push button does not service ramp									
Signal Priority	**3**	**3**	**2**	**2**	**3**	**3**	**2**	**2**	

Conceptual Budget Estimate Disclaimer

This “cost report" assigns a conceptual budget estimate to resolve non-compliance issues and was developed for planning purposes only. Kimley-Horn has no control over the cost of labor, materials, equipment, or over the Contractor's methods of determining prices or over competitive bidding or market conditions. Opinions of probable costs provided herein are based on the information known to Kimley-Horn at this time and represent only Kimley-Horn's judgment as a design professional familiar with the construction industry. Kimley-Horn cannot and does not guarantee that proposals, bids, or actual construction costs will not vary from its opinions of probable costs.

Other Intersection Information

Conceptual budget information for curb ramp, crosswalk, and sidewalk improvements are included in the sidewalk corridor reports.

Pedestrian Signal Compliance Summary

Location

W Renfro St & S Wilson St

Signal Map

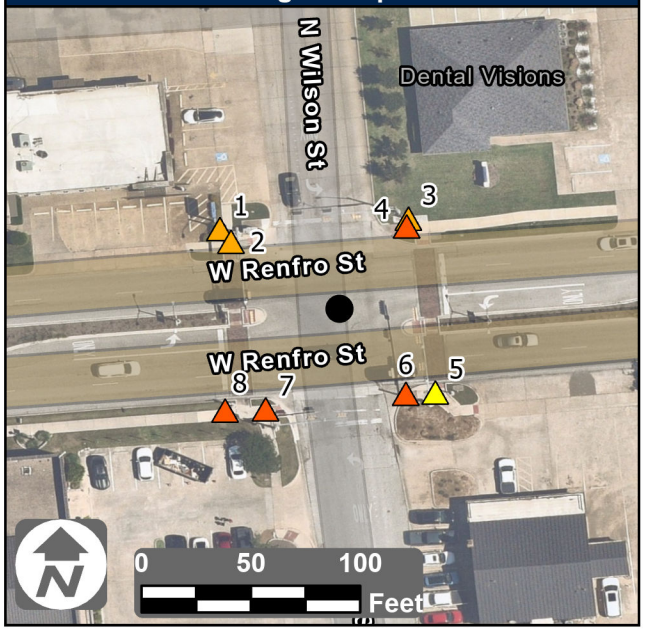

Conceptual Budget Estimate

Barrier Priority	Quantity		Cost
1 ▲	0	$	0
2 ▲	4	$	1,040
3 ▲	3	$	5,400
4 ▲	1	$	3,200
5 ▲	0	$	0
Total	8	$	9,640

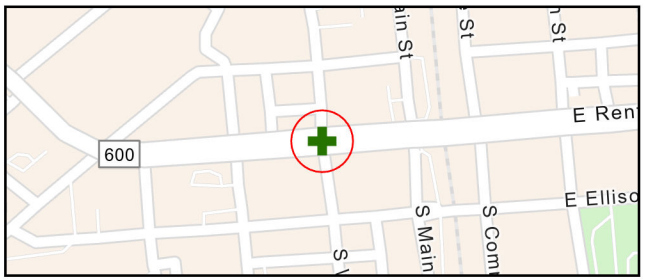

Signal Observations

Issue	Map Feature Number 1	2	3	4	5	6	7	8	Possible Solution
Missing signal head									
Missing head symbol									
Head does not show countdown	X	X	X	X	X	X	X	X	Install countdown pedestrian signal head
Missing push button									
Missing adjacent button									
Distance to adjacent button is greater than 10 ft						X	X	X	Relocate pedestrian push buttons
Missing speech message	X	X	X	X	X	X	X	X	Remove PBs and replace with APS push buttons
Push button height is greater than 48"									
Push button is missing band	X	X	X	X	X	X	X	X	Remove PBs and replace with APS push buttons
Push button is not fingerless									
Push button is missing locator tone	X	X	X	X	X	X	X	X	Remove PBs and replace with APS push buttons
Push button is missing percussive tone	X	X	X	X	X	X	X	X	Remove PBs and replace with APS push buttons
Push button is not vibrotactile	X	X	X	X	X	X	X	X	Remove PBs and replace with APS push buttons
Push button does not vibrate on walk	X	X	X	X	X	X	X	X	Remove PBs and replace with APS push buttons
Push button is not parallel to the associated crosswalk									
Push button arrow contrasting missing	X	X	X	X	X	X	X	X	Remove PBs and replace with APS push buttons
Push button does not have sufficient clear floor width									
Push button does not have sufficient clear floor length									
Running slope at push button is greater than 2.1%	X			X	X				Remove and replace clear floor space
Cross slope at push button is greater than 2.1%						X	X		Remove and replace clear floor space
Floor at push button is not firm or stable									
Push button is offset more than 5' from curb ramp run	X	X	X	X	X	X		X	Relocate pedestrian push buttons
Push button is offset more than 5' from edge of crosswalk									
Push button does not service ramp									
Signal Priority	**3**	**3**	**3**	**2**	**4**	**2**	**2**	**2**	

Conceptual Budget Estimate Disclaimer

This “cost report" assigns a conceptual budget estimate to resolve non-compliance issues and was developed for planning purposes only. Kimley-Horn has no control over the cost of labor, materials, equipment, or over the Contractor's methods of determining prices or over competitive bidding or market conditions. Opinions of probable costs provided herein are based on the information known to Kimley-Horn at this time and represent only Kimley-Horn's judgment as a design professional familiar with the construction industry. Kimley-Horn cannot and does not guarantee that proposals, bids, or actual construction costs will not vary from its opinions of probable costs.

Other Intersection Information

Conceptual budget information for curb ramp, crosswalk, and sidewalk improvements are included in the sidewalk corridor reports.

THE CITY OF BURLESON TEXAS

Pedestrian Signal Compliance Summary

Kimley»Horn

Item B.

Location

N Main St & W Renfro St

Signal Map



Conceptual Budget Estimate

Barrier Priority	Quantity		Cost
1 ▲	2	$	6,400
2 ▲	0	$	0
3 ▲	0	$	0
4 ▲	0	$	0
5 ▲	0	$	0
Total	2	$	6,400

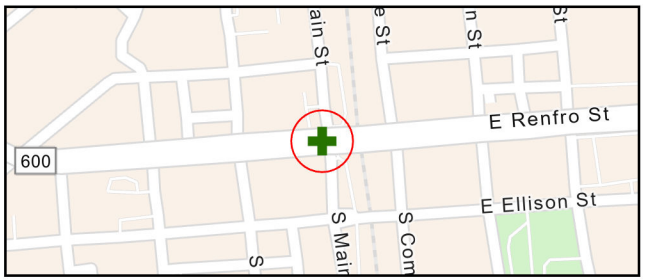

Signal Observations

Issue	Map Feature Number 1	2	3	4	5	6	7	8	Possible Solution
Missing signal head	X	X							Install countdown pedestrian signal head
Missing head symbol	X	X							Install countdown pedestrian signal head
Head does not show countdown	X	X							Install countdown pedestrian signal head
Missing push button									
Missing adjacent button	X	X							Install adjacent pedestrian push button
Distance to adjacent button is greater than 10 ft									
Missing speech message	X	X							Remove PBs and replace with APS push buttons
Push button height is greater than 48"									
Push button is missing band	X	X							Remove PBs and replace with APS push buttons
Push button is not fingerless									
Push button is missing locator tone	X	X							Remove PBs and replace with APS push buttons
Push button is missing percussive tone	X	X							Remove PBs and replace with APS push buttons
Push button is not vibrotactile	X	X							Remove PBs and replace with APS push buttons
Push button does not vibrate on walk	X	X							Remove PBs and replace with APS push buttons
Push button is not parallel to the associated crosswalk									
Push button arrow contrasting missing	X	X							Remove PBs and replace with APS push buttons
Push button does not have sufficient clear floor width									
Push button does not have sufficient clear floor length									
Running slope at push button is greater than 2.1%									
Cross slope at push button is greater than 2.1%		X							Remove and replace clear floor space
Floor at push button is not firm or stable									
Push button is offset more than 5' from curb ramp run	X	X							Relocate pedestrian push buttons
Push button is offset more than 5' from edge of crosswalk									
Push button does not service ramp									
Signal Priority	1	1							

Conceptual Budget Estimate Disclaimer

This "cost report" assigns a conceptual budget estimate to resolve non-compliance issues and was developed for planning purposes only. Kimley-Horn has no control over the cost of labor, materials, equipment, or over the Contractor's methods of determining prices or over competitive bidding or market conditions. Opinions of probable costs provided herein are based on the information known to Kimley-Horn at this time and represent only Kimley-Horn's judgment as a design professional familiar with the construction industry. Kimley-Horn cannot and does not guarantee that proposals, bids, or actual construction costs will not vary from its opinions of probable costs.

Other Intersection Information

Conceptual budget information for curb ramp, crosswalk, and sidewalk improvements are included in the sidewalk corridor reports.

1628

Pedestrian Signal Compliance Summary

Location

N Midblock of NW Summercrest Blvd

Signal Map



Conceptual Budget Estimate

Barrier Priority	Quantity		Cost
1 ▲	2	$	6,400
2 ▲	0	$	0
3 ▲	0	$	0
4 ▲	0	$	0
5 ▲	0	$	0
Total	2	$	6,400

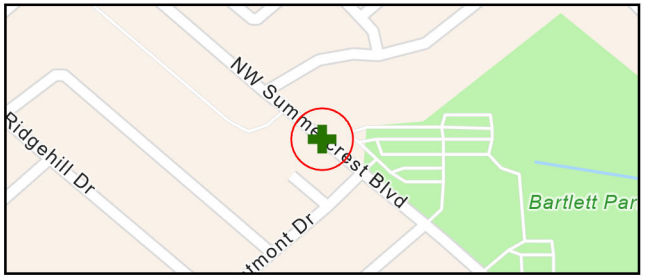

Signal Observations

Issue	Map Feature Number 1	2	3	4	5	6	7	8	Possible Solution
Missing signal head	X	X							Install countdown pedestrian signal head
Missing head symbol	X	X							Install countdown pedestrian signal head
Head does not show countdown	X	X							Install countdown pedestrian signal head
Missing push button									
Missing adjacent button	X	X							Install adjacent pedestrian push button
Distance to adjacent button is greater than 10 ft									
Missing speech message	X	X							Remove PBs and replace with APS push buttons
Push button height is greater than 48"	X								Relocate pedestrian push buttons
Push button is missing band		X							Remove PBs and replace with APS push buttons
Push button is not fingerless									
Push button is missing locator tone	X	X							Remove PBs and replace with APS push buttons
Push button is missing percussive tone	X	X							Remove PBs and replace with APS push buttons
Push button is not vibrotactile	X	X							Remove PBs and replace with APS push buttons
Push button does not vibrate on walk	X	X							Remove PBs and replace with APS push buttons
Push button is not parallel to the associated crosswalk									
Push button arrow contrasting missing	X	X							Remove PBs and replace with APS push buttons
Push button does not have sufficient clear floor width									
Push button does not have sufficient clear floor length		X							Remove and replace clear floor space
Running slope at push button is greater than 2.1%		X							Remove and replace clear floor space
Cross slope at push button is greater than 2.1%									
Floor at push button is not firm or stable									
Push button is offset more than 5' from curb ramp run		X							Relocate pedestrian push buttons
Push button is offset more than 5' from edge of crosswalk									
Push button does not service ramp									
Signal Priority	**1**	**1**							

Conceptual Budget Estimate Disclaimer

This “cost report" assigns a conceptual budget estimate to resolve non-compliance issues and was developed for planning purposes only. Kimley-Horn has no control over the cost of labor, materials, equipment, or over the Contractor's methods of determining prices or over competitive bidding or market conditions. Opinions of probable costs provided herein are based on the information known to Kimley-Horn at this time and represent only Kimley-Horn's judgment as a design professional familiar with the construction industry. Kimley-Horn cannot and does not guarantee that proposals, bids, or actual construction costs will not vary from its opinions of probable costs.

Other Intersection Information

Conceptual budget information for curb ramp, crosswalk, and sidewalk improvements are included in the sidewalk corridor reports.

1629

THE CITY OF BURLESON TEXAS

Pedestrian Signal Compliance Summary

Kimley»Horn

Item B.

Location

S Midblock of NW Summercrest Blvd

Signal Map



Conceptual Budget Estimate

Barrier Priority	Quantity		Cost
1 ▲	2	$	6,400
2 ▲	0	$	0
3 ▲	0	$	0
4 ▲	0	$	0
5 ▲	0	$	0
Total	2	$	6,400

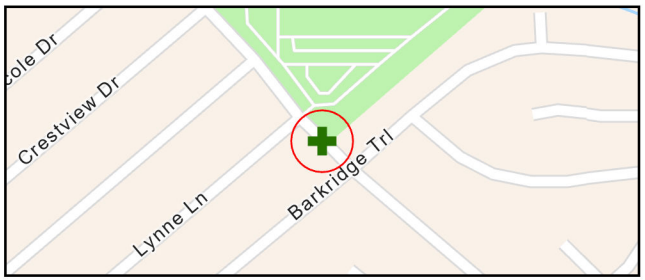

Signal Observations

Issue	Map Feature Number 1	2	3	4	5	6	7	8	Possible Solution
Missing signal head	X	X							Install countdown pedestrian signal head
Missing head symbol	X	X							Install countdown pedestrian signal head
Head does not show countdown	X	X							Install countdown pedestrian signal head
Missing push button									
Missing adjacent button	X	X							Install adjacent pedestrian push button
Distance to adjacent button is greater than 10 ft									
Missing speech message	X	X							Remove PBs and replace with APS push buttons
Push button height is greater than 48"									
Push button is missing band	X	X							Remove PBs and replace with APS push buttons
Push button is not fingerless									
Push button is missing locator tone	X	X							Remove PBs and replace with APS push buttons
Push button is missing percussive tone	X	X							Remove PBs and replace with APS push buttons
Push button is not vibrotactile	X	X							Remove PBs and replace with APS push buttons
Push button does not vibrate on walk	X	X							Remove PBs and replace with APS push buttons
Push button is not parallel to the associated crosswalk									
Push button arrow contrasting missing	X	X							Remove PBs and replace with APS push buttons
Push button does not have sufficient clear floor width									
Push button does not have sufficient clear floor length									
Running slope at push button is greater than 2.1%	X	X							Remove and replace clear floor space
Cross slope at push button is greater than 2.1%									
Floor at push button is not firm or stable									
Push button is offset more than 5' from curb ramp run									
Push button is offset more than 5' from edge of crosswalk									
Push button does not service ramp									
Signal Priority	1	1							

Conceptual Budget Estimate Disclaimer

This "cost report" assigns a conceptual budget estimate to resolve non-compliance issues and was developed for planning purposes only. Kimley-Horn has no control over the cost of labor, materials, equipment, or over the Contractor's methods of determining prices or over competitive bidding or market conditions. Opinions of probable costs provided herein are based on the information known to Kimley-Horn at this time and represent only Kimley-Horn's judgment as a design professional familiar with the construction industry. Kimley-Horn cannot and does not guarantee that proposals, bids, or actual construction costs will not vary from its opinions of probable costs.

Other Intersection Information

Conceptual budget information for curb ramp, crosswalk, and sidewalk improvements are included in the sidewalk corridor reports.

1630

THE CITY OF BURLESON TEXAS

Pedestrian Signal Compliance Summary

Kimley»Horn

Item B.

Location

Midblock of Elk Dr

Signal Map



Conceptual Budget Estimate

Barrier Priority	Quantity		Cost
1 ▲	2	$	6,400
2 ▲	0	$	0
3 ▲	0	$	0
4 ▲	0	$	0
5 ▲	0	$	0
Total	2	$	6,400

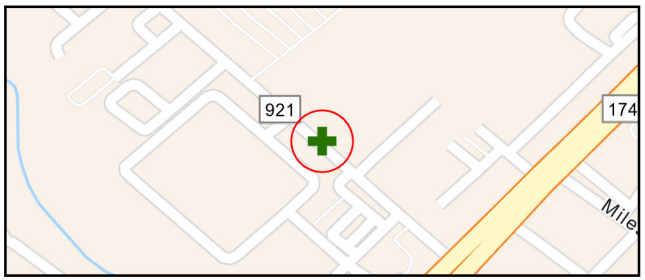

Signal Observations

Issue	Map Feature Number 1	2	3	4	5	6	7	8	Possible Solution
Missing signal head	X	X							Install countdown pedestrian signal head
Missing head symbol									
Head does not show countdown	X	X							Install countdown pedestrian signal head
Missing push button									
Missing adjacent button	X	X							Install adjacent pedestrian push button
Distance to adjacent button is greater than 10 ft									
Missing speech message	X	X							Remove PBs and replace with APS push buttons
Push button height is greater than 48"									
Push button is missing band	X	X							Remove PBs and replace with APS push buttons
Push button is not fingerless									
Push button is missing locator tone	X	X							Remove PBs and replace with APS push buttons
Push button is missing percussive tone	X	X							Remove PBs and replace with APS push buttons
Push button is not vibrotactile	X	X							Remove PBs and replace with APS push buttons
Push button does not vibrate on walk	X	X							Remove PBs and replace with APS push buttons
Push button is not parallel to the associated crosswalk									
Push button arrow contrasting missing	X	X							Remove PBs and replace with APS push buttons
Push button does not have sufficient clear floor width									
Push button does not have sufficient clear floor length									
Running slope at push button is greater than 2.1%		X							Remove and replace clear floor space
Cross slope at push button is greater than 2.1%									
Floor at push button is not firm or stable									
Push button is offset more than 5' from curb ramp run									
Push button is offset more than 5' from edge of crosswalk									
Push button does not service ramp									
Signal Priority	1	1							

Conceptual Budget Estimate Disclaimer

This “cost report" assigns a conceptual budget estimate to resolve non-compliance issues and was developed for planning purposes only. Kimley-Horn has no control over the cost of labor, materials, equipment, or over the Contractor's methods of determining prices or over competitive bidding or market conditions. Opinions of probable costs provided herein are based on the information known to Kimley-Horn at this time and represent only Kimley-Horn's judgment as a design professional familiar with the construction industry. Kimley-Horn cannot and does not guarantee that proposals, bids, or actual construction costs will not vary from its opinions of probable costs.

Other Intersection Information

Conceptual budget information for curb ramp, crosswalk, and sidewalk improvements are included in the sidewalk corridor reports.

1631

THE CITY OF BURLESON TEXAS

Pedestrian Signal Compliance Summary

Kimley»Horn

Item B.

Location

W Hidden Creek Pkwy & Irene St

Signal Map

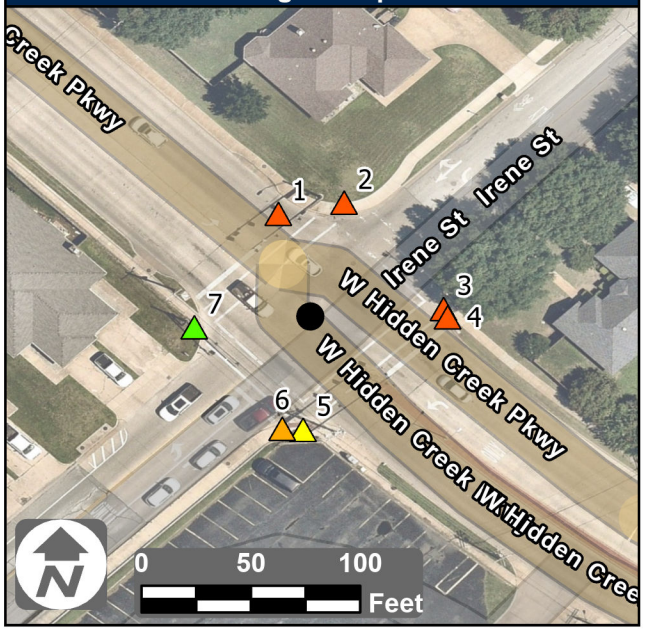

Conceptual Budget Estimate

Barrier Priority	Quantity		Cost
1 ▲	0	$	0
2 ▲	4	$	1,040
3 ▲	1	$	1,800
4 ▲	1	$	4,500
5 ▲	1	$	0
Total	7	$	7,340

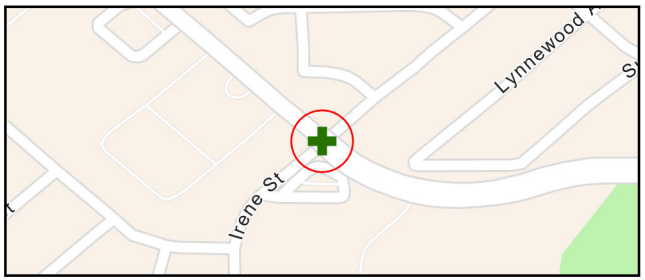

Signal Observations

Issue	Map Feature Number 1	2	3	4	5	6	7	8	Possible Solution
Missing signal head									
Missing head symbol									
Head does not show countdown									
Missing push button									
Missing adjacent button									
Distance to adjacent button is greater than 10 ft					X				Relocate pedestrian push buttons
Missing speech message									
Push button height is greater than 48"									
Push button is missing band	X	X	X	X	X	X	X		Remove PBs and replace with APS push buttons
Push button is not fingerless									
Push button is missing locator tone									
Push button is missing percussive tone									
Push button is not vibrotactile									
Push button does not vibrate on walk									
Push button is not parallel to the associated crosswalk									
Push button arrow contrasting missing					X				Remove PBs and replace with APS push buttons
Push button does not have sufficient clear floor width									
Push button does not have sufficient clear floor length			X						Remove and replace clear floor space
Running slope at push button is greater than 2.1%				X	X	X			Remove and replace clear floor space
Cross slope at push button is greater than 2.1%	X			X					Remove and replace clear floor space
Floor at push button is not firm or stable									
Push button is offset more than 5' from curb ramp run	X	X	X		X	X	X		Relocate pedestrian push buttons
Push button is offset more than 5' from edge of crosswalk						X			Relocate pedestrian push buttons
Push button does not service ramp									
Signal Priority	**2**	**2**	**2**	**2**	**4**	**3**	**5**		

Conceptual Budget Estimate Disclaimer

This "cost report" assigns a conceptual budget estimate to resolve non-compliance issues and was developed for planning purposes only. Kimley-Horn has no control over the cost of labor, materials, equipment, or over the Contractor's methods of determining prices or over competitive bidding or market conditions. Opinions of probable costs provided herein are based on the information known to Kimley-Horn at this time and represent only Kimley-Horn's judgment as a design professional familiar with the construction industry. Kimley-Horn cannot and does not guarantee that proposals, bids, or actual construction costs will not vary from its opinions of probable costs.

Other Intersection Information

Conceptual budget information for curb ramp, crosswalk, and sidewalk improvements are included in the sidewalk corridor reports.

1632

Pedestrian Signal Compliance Summary

Location

W Hidden Creek Pkwy & SE Gardens Blvd

Signal Map



Conceptual Budget Estimate

Barrier Priority	Quantity		Cost
1 ▲	0	$	0
2 ▲	3	$	780
3 ▲	3	$	5,400
4 △	2	$	9,000
5 ▲	0	$	0
Total	8	$	15,180



Signal Observations

Issue	Map Feature Number 1	2	3	4	5	6	7	8	Possible Solution
Missing signal head									
Missing head symbol									
Head does not show countdown									
Missing push button									
Missing adjacent button	X								Install adjacent pedestrian push button
Distance to adjacent button is greater than 10 ft									
Missing speech message									
Push button height is greater than 48"									
Push button is missing band	X	X	X	X	X	X	X	X	Remove PBs and replace with APS push buttons
Push button is not fingerless									
Push button is missing locator tone									
Push button is missing percussive tone									
Push button is not vibrotactile									
Push button does not vibrate on walk									
Push button is not parallel to the associated crosswalk									
Push button arrow contrasting missing									
Push button does not have sufficient clear floor width									
Push button does not have sufficient clear floor length									
Running slope at push button is greater than 2.1%						X			Remove and replace clear floor space
Cross slope at push button is greater than 2.1%		X							Remove and replace clear floor space
Floor at push button is not firm or stable									
Push button is offset more than 5' from curb ramp run	X	X	X	X	X	X	X	X	Relocate pedestrian push buttons
Push button is offset more than 5' from edge of crosswalk									
Push button does not service ramp									
Signal Priority	**4**	**2**	**4**	**2**	**3**	**2**	**3**	**3**	

Conceptual Budget Estimate Disclaimer

This "cost report" assigns a conceptual budget estimate to resolve non-compliance issues and was developed for planning purposes only. Kimley-Horn has no control over the cost of labor, materials, equipment, or over the Contractor's methods of determining prices or over competitive bidding or market conditions. Opinions of probable costs provided herein are based on the information known to Kimley-Horn at this time and represent only Kimley-Horn's judgment as a design professional familiar with the construction industry. Kimley-Horn cannot and does not guarantee that proposals, bids, or actual construction costs will not vary from its opinions of probable costs.

Other Intersection Information

Conceptual budget information for curb ramp, crosswalk, and sidewalk improvements are included in the sidewalk corridor reports.

Pedestrian Signal Compliance Summary

Location

W Hidden Creek Pkwy & Hidden Vistas Blvd

Signal Map



Conceptual Budget Estimate

Barrier Priority	Quantity		Cost
1	0	$	0
2	1	$	260
3	1	$	1,800
4	0	$	0
5	0	$	0
Total	2	$	2,060

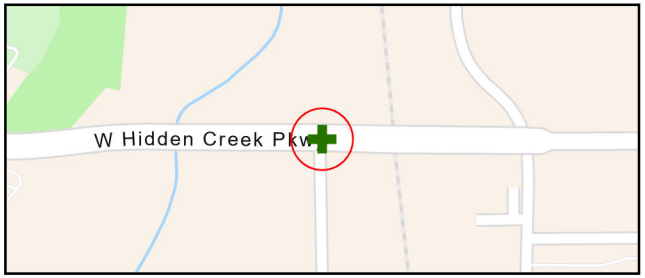

Signal Observations

Issue	Map Feature Number 1	2	3	4	5	6	7	8	Possible Solution
Missing signal head									
Missing head symbol									
Head does not show countdown									
Missing push button									
Missing adjacent button	X	X							Install adjacent pedestrian push button
Distance to adjacent button is greater than 10 ft									
Missing speech message									
Push button height is greater than 48"									
Push button is missing band	X	X							Remove PBs and replace with APS push buttons
Push button is not fingerless									
Push button is missing locator tone									
Push button is missing percussive tone									
Push button is not vibrotactile									
Push button does not vibrate on walk									
Push button is not parallel to the associated crosswalk									
Push button arrow contrasting missing									
Push button does not have sufficient clear floor width									
Push button does not have sufficient clear floor length									
Running slope at push button is greater than 2.1%									
Cross slope at push button is greater than 2.1%	X								Remove and replace clear floor space
Floor at push button is not firm or stable									
Push button is offset more than 5' from curb ramp run	X	X							Relocate pedestrian push buttons
Push button is offset more than 5' from edge of crosswalk									
Push button does not service ramp									
Signal Priority	**2**	**3**							

Conceptual Budget Estimate Disclaimer

This “cost report" assigns a conceptual budget estimate to resolve non-compliance issues and was developed for planning purposes only. Kimley-Horn has no control over the cost of labor, materials, equipment, or over the Contractor's methods of determining prices or over competitive bidding or market conditions. Opinions of probable costs provided herein are based on the information known to Kimley-Horn at this time and represent only Kimley-Horn's judgment as a design professional familiar with the construction industry. Kimley-Horn cannot and does not guarantee that proposals, bids, or actual construction costs will not vary from its opinions of probable costs.

Other Intersection Information

Conceptual budget information for curb ramp, crosswalk, and sidewalk improvements are included in the sidewalk corridor reports.

1634

Pedestrian Signal Compliance Summary

Location

W Hidden Creek Pkwy & S Dobson St

Signal Map



Conceptual Budget Estimate

Barrier Priority	Quantity		Cost
1	0	$	0
2	4	$	2,580
3	1	$	1,800
4	3	$	9,600
5	0	$	0
Total	8	$	13,980

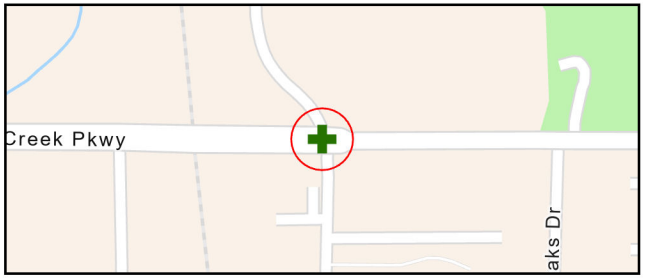

Signal Observations

Issue	1	2	3	4	5	6	7	8	Possible Solution
Missing signal head									
Missing head symbol									
Head does not show countdown	X	X	X	X	X	X	X	X	Install countdown pedestrian signal head
Missing push button									
Missing adjacent button					X				Install adjacent pedestrian push button
Distance to adjacent button is greater than 10 ft									
Missing speech message									
Push button height is greater than 48"									
Push button is missing band	X	X	X	X	X	X	X	X	Remove PBs and replace with APS push buttons
Push button is not fingerless									
Push button is missing locator tone									
Push button is missing percussive tone									
Push button is not vibrotactile									
Push button does not vibrate on walk									
Push button is not parallel to the associated crosswalk									
Push button arrow contrasting missing									
Push button does not have sufficient clear floor width									
Push button does not have sufficient clear floor length									
Running slope at push button is greater than 2.1%				X					Remove and replace clear floor space
Cross slope at push button is greater than 2.1%									
Floor at push button is not firm or stable									
Push button is offset more than 5' from curb ramp run	X	X	X	X	X	X	X	X	Relocate pedestrian push buttons
Push button is offset more than 5' from edge of crosswalk	X	X	X						Relocate pedestrian push buttons
Push button does not service ramp									
Signal Priority	**2**	**2**	**2**	**3**	**4**	**2**	**4**	**4**	

Conceptual Budget Estimate Disclaimer

This “cost report" assigns a conceptual budget estimate to resolve non-compliance issues and was developed for planning purposes only. Kimley-Horn has no control over the cost of labor, materials, equipment, or over the Contractor's methods of determining prices or over competitive bidding or market conditions. Opinions of probable costs provided herein are based on the information known to Kimley-Horn at this time and represent only Kimley-Horn's judgment as a design professional familiar with the construction industry. Kimley-Horn cannot and does not guarantee that proposals, bids, or actual construction costs will not vary from its opinions of probable costs.

Other Intersection Information

Conceptual budget information for curb ramp, crosswalk, and sidewalk improvements are included in the sidewalk corridor reports.

Pedestrian Signal Compliance Summary

Location

E Hidden Creek Pkwy West

Signal Map

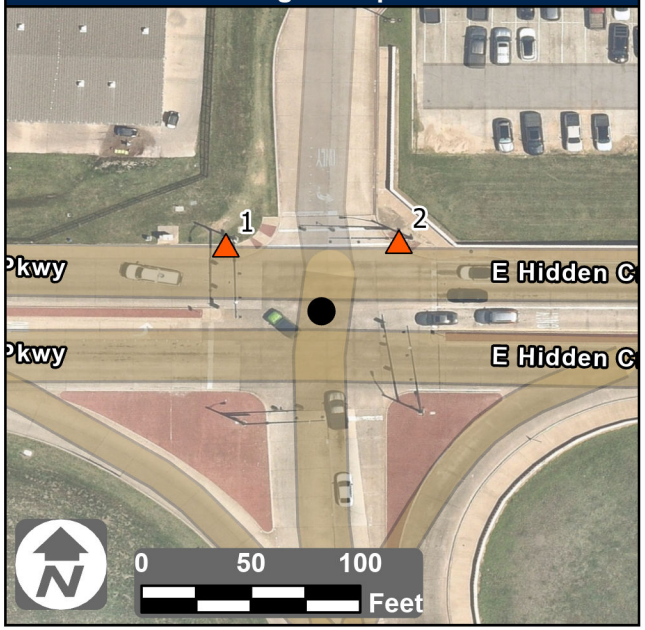

Conceptual Budget Estimate

Barrier Priority	Quantity		Cost
1	0	$	0
2	2	$	520
3	0	$	0
4	0	$	0
5	0	$	0
Total	2	$	520

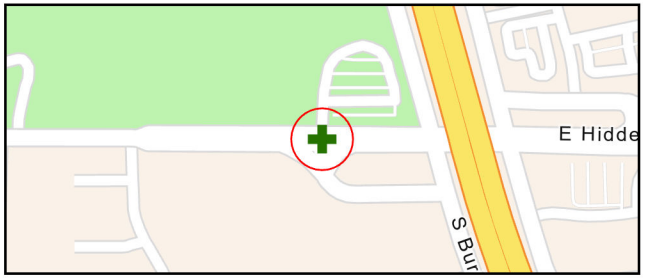

Signal Observations

Issue	Map Feature Number 1	2	3	4	5	6	7	8	Possible Solution
Missing signal head									
Missing head symbol									
Head does not show countdown	X	X							Install countdown pedestrian signal head
Missing push button									
Missing adjacent button	X	X							Install adjacent pedestrian push button
Distance to adjacent button is greater than 10 ft									
Missing speech message	X	X							Remove PBs and replace with APS push buttons
Push button height is greater than 48"									
Push button is missing band	X	X							Remove PBs and replace with APS push buttons
Push button is not fingerless									
Push button is missing locator tone	X	X							Remove PBs and replace with APS push buttons
Push button is missing percussive tone	X	X							Remove PBs and replace with APS push buttons
Push button is not vibrotactile	X	X							Remove PBs and replace with APS push buttons
Push button does not vibrate on walk	X	X							Remove PBs and replace with APS push buttons
Push button is not parallel to the associated crosswalk									
Push button arrow contrasting missing	X	X							Remove PBs and replace with APS push buttons
Push button does not have sufficient clear floor width									
Push button does not have sufficient clear floor length									
Running slope at push button is greater than 2.1%		X							Remove and replace clear floor space
Cross slope at push button is greater than 2.1%									
Floor at push button is not firm or stable									
Push button is offset more than 5' from curb ramp run	X								Relocate pedestrian push buttons
Push button is offset more than 5' from edge of crosswalk									
Push button does not service ramp									
Signal Priority	**2**	**2**							

Conceptual Budget Estimate Disclaimer

This “cost report" assigns a conceptual budget estimate to resolve non-compliance issues and was developed for planning purposes only. Kimley-Horn has no control over the cost of labor, materials, equipment, or over the Contractor's methods of determining prices or over competitive bidding or market conditions. Opinions of probable costs provided herein are based on the information known to Kimley-Horn at this time and represent only Kimley-Horn's judgment as a design professional familiar with the construction industry. Kimley-Horn cannot and does not guarantee that proposals, bids, or actual construction costs will not vary from its opinions of probable costs.

Other Intersection Information

Conceptual budget information for curb ramp, crosswalk, and sidewalk improvements are included in the sidewalk corridor reports.

1636

THE CITY OF BURLESON TEXAS

Pedestrian Signal Compliance Summary

Kimley»Horn

Item B.

Location

E Hidden Creek Pkwy East

Signal Map



Conceptual Budget Estimate

Barrier Priority	Quantity		Cost
1 ▲	0	$	0
2 ▲	2	$	520
3 ▲	0	$	0
4 ▲	2	$	7,700
5 ▲	0	$	0
Total	4	$	8,220

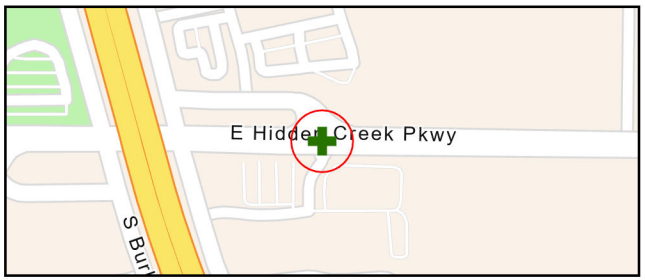

Signal Observations

Issue	Map Feature Number 1	2	3	4	5	6	7	8	Possible Solution
Missing signal head									
Missing head symbol									
Head does not show countdown	X			X					Install countdown pedestrian signal head
Missing push button									
Missing adjacent button		X							Install adjacent pedestrian push button
Distance to adjacent button is greater than 10 ft	X		X	X					Relocate pedestrian push buttons
Missing speech message									
Push button height is greater than 48"									
Push button is missing band	X	X	X	X					Remove PBs and replace with APS push buttons
Push button is not fingerless									
Push button is missing locator tone									
Push button is missing percussive tone									
Push button is not vibrotactile									
Push button does not vibrate on walk									
Push button is not parallel to the associated crosswalk									
Push button arrow contrasting missing									
Push button does not have sufficient clear floor width									
Push button does not have sufficient clear floor length									
Running slope at push button is greater than 2.1%									
Cross slope at push button is greater than 2.1%									
Floor at push button is not firm or stable									
Push button is offset more than 5' from curb ramp run		X	X	X					Relocate pedestrian push buttons
Push button is offset more than 5' from edge of crosswalk									
Push button does not service ramp									
Signal Priority	**2**	**4**	**2**	**4**					

Conceptual Budget Estimate Disclaimer

This “cost report" assigns a conceptual budget estimate to resolve non-compliance issues and was developed for planning purposes only. Kimley-Horn has no control over the cost of labor, materials, equipment, or over the Contractor's methods of determining prices or over competitive bidding or market conditions. Opinions of probable costs provided herein are based on the information known to Kimley-Horn at this time and represent only Kimley-Horn's judgment as a design professional familiar with the construction industry. Kimley-Horn cannot and does not guarantee that proposals, bids, or actual construction costs will not vary from its opinions of probable costs.

Other Intersection Information

Conceptual budget information for curb ramp, crosswalk, and sidewalk improvements are included in the sidewalk corridor reports.

1637

THE CITY OF BURLESON TEXAS

Pedestrian Signal Compliance Summary

Kimley»Horn

Item B.

Location

E Hidden Creek Pkwy & S Hurst Rd

Signal Map

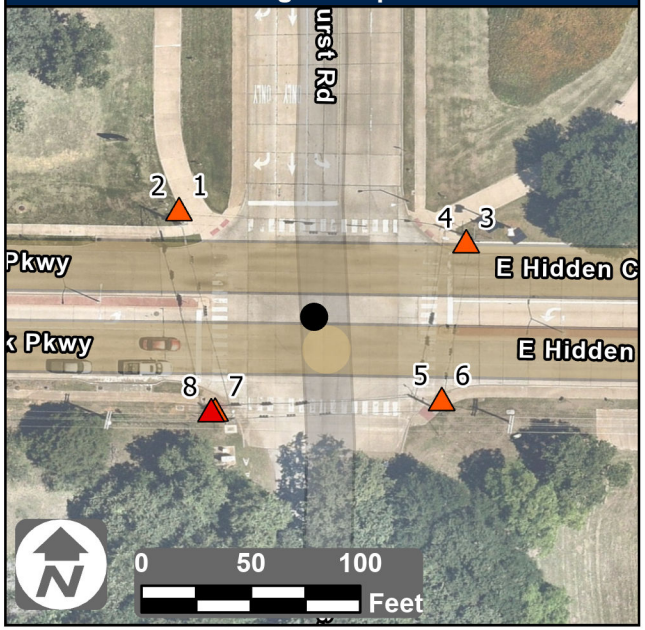

Conceptual Budget Estimate

Barrier Priority	Quantity		Cost
1 ▲	3	$	17,200
2 ▲	5	$	1,300
3 ▲	0	$	0
4 ▲	0	$	0
5 ▲	0	$	0
Total	8	$	18,500

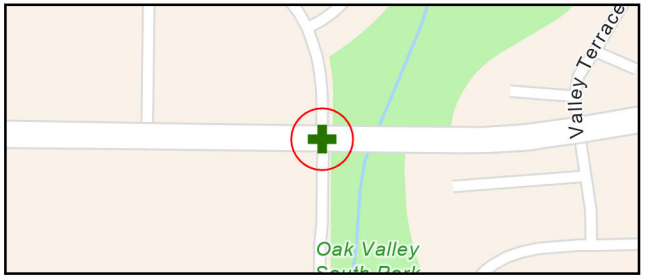

Signal Observations

Issue	1	2	3	4	5	6	7	8	Possible Solution
Missing signal head			X						Install countdown pedestrian signal head
Missing head symbol	X	X	X					X	Install countdown pedestrian signal head
Head does not show countdown									
Missing push button	X							X	Install pedestrian push button
Missing adjacent button									
Distance to adjacent button is greater than 10 ft									
Missing speech message									
Push button height is greater than 48"									
Push button is missing band	X	X	X	X	X	X	X	X	Remove PBs and replace with APS push buttons
Push button is not fingerless									
Push button is missing locator tone									
Push button is missing percussive tone									
Push button is not vibrotactile									
Push button does not vibrate on walk									
Push button is not parallel to the associated crosswalk									
Push button arrow contrasting missing	X								Remove PBs and replace with APS push buttons
Push button does not have sufficient clear floor width									
Push button does not have sufficient clear floor length									
Running slope at push button is greater than 2.1%	X	X			X	X	X		Remove and replace clear floor space
Cross slope at push button is greater than 2.1%					X	X			Remove and replace clear floor space
Floor at push button is not firm or stable									
Push button is offset more than 5' from curb ramp run	X	X	X	X	X	X	X	X	Relocate pedestrian push buttons
Push button is offset more than 5' from edge of crosswalk		X		X	X				Relocate pedestrian push buttons
Push button does not service ramp									
Signal Priority	**1**	**2**	**1**	**2**	**2**	**2**	**2**	**1**	

Conceptual Budget Estimate Disclaimer

This “cost report" assigns a conceptual budget estimate to resolve non-compliance issues and was developed for planning purposes only. Kimley-Horn has no control over the cost of labor, materials, equipment, or over the Contractor's methods of determining prices or over competitive bidding or market conditions. Opinions of probable costs provided herein are based on the information known to Kimley-Horn at this time and represent only Kimley-Horn's judgment as a design professional familiar with the construction industry. Kimley-Horn cannot and does not guarantee that proposals, bids, or actual construction costs will not vary from its opinions of probable costs.

Other Intersection Information

Conceptual budget information for curb ramp, crosswalk, and sidewalk improvements are included in the sidewalk corridor reports.

Pedestrian Signal Compliance Summary

Location

E Hidden Creek Pkwy & Cardinal Ridge Rd

Signal Map

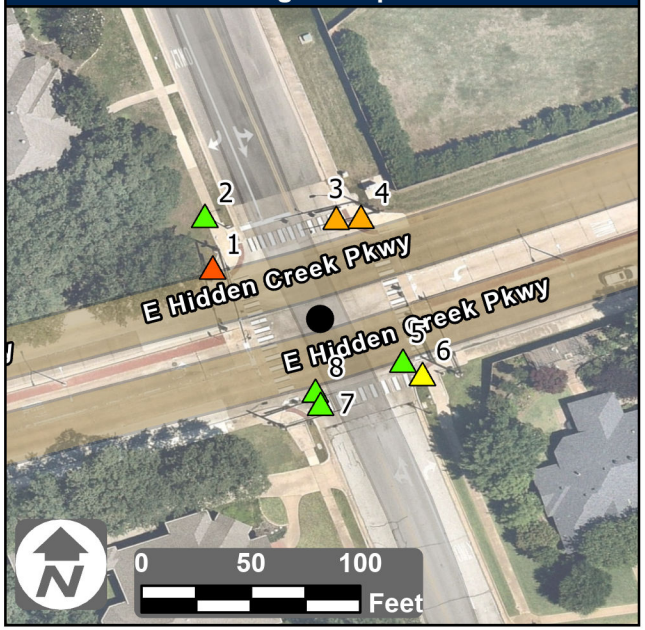

Conceptual Budget Estimate

Barrier Priority	Quantity		Cost
1 ▲	0	$	0
2 ▲	1	$	260
3 ▲	2	$	3,600
4 ▲	1	$	4,500
5 ▲	4	$	0
Total	8	$	8,360

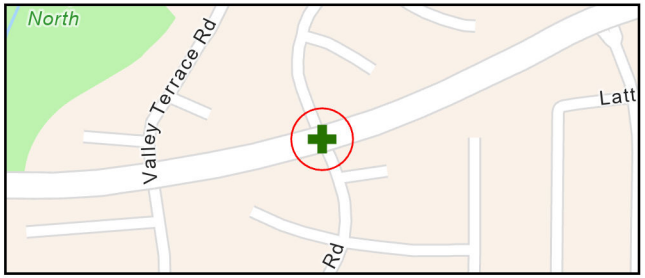

Signal Observations

Issue	Map Feature Number 1	2	3	4	5	6	7	8	Possible Solution
Missing signal head									
Missing head symbol									
Head does not show countdown									
Missing push button									
Missing adjacent button	X	X			X		X	X	Install adjacent pedestrian push button
Distance to adjacent button is greater than 10 ft									
Missing speech message									
Push button height is greater than 48"									
Push button is missing band	X	X	X	X	X	X	X	X	Remove PBs and replace with APS push buttons
Push button is not fingerless									
Push button is missing locator tone									
Push button is missing percussive tone									
Push button is not vibrotactile									
Push button does not vibrate on walk									
Push button is not parallel to the associated crosswalk									
Push button arrow contrasting missing									
Push button does not have sufficient clear floor width									
Push button does not have sufficient clear floor length									
Running slope at push button is greater than 2.1%				X		X	X		Remove and replace clear floor space
Cross slope at push button is greater than 2.1%	X								Remove and replace clear floor space
Floor at push button is not firm or stable									
Push button is offset more than 5' from curb ramp run	X	X	X	X	X	X	X	X	Relocate pedestrian push buttons
Push button is offset more than 5' from edge of crosswalk									
Push button does not service ramp									
Signal Priority	**2**	**5**	**3**	**3**	**5**	**4**	**5**	**5**	

Conceptual Budget Estimate Disclaimer

This “cost report" assigns a conceptual budget estimate to resolve non-compliance issues and was developed for planning purposes only. Kimley-Horn has no control over the cost of labor, materials, equipment, or over the Contractor's methods of determining prices or over competitive bidding or market conditions. Opinions of probable costs provided herein are based on the information known to Kimley-Horn at this time and represent only Kimley-Horn's judgment as a design professional familiar with the construction industry. Kimley-Horn cannot and does not guarantee that proposals, bids, or actual construction costs will not vary from its opinions of probable costs.

Other Intersection Information

Conceptual budget information for curb ramp, crosswalk, and sidewalk improvements are included in the sidewalk corridor reports.

Pedestrian Signal Compliance Summary

Location

E Hidden Creek Pkwy & Arrowroad Dr

Signal Map

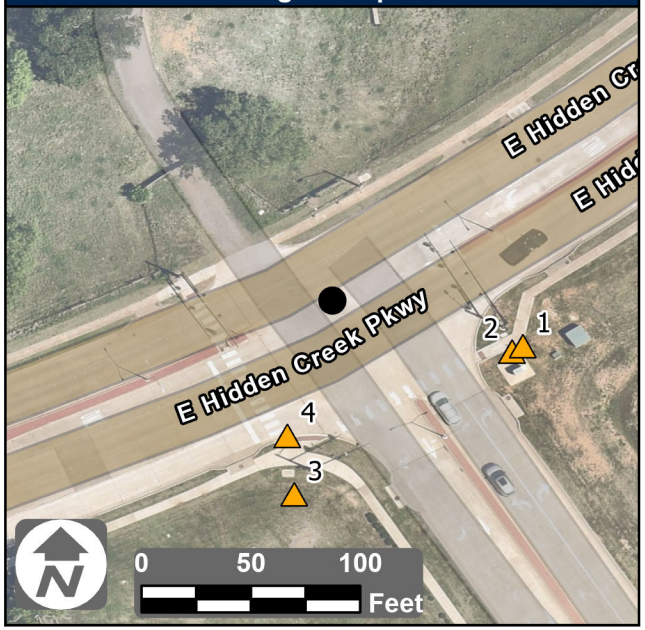

Conceptual Budget Estimate

Barrier Priority	Quantity		Cost
1 ▲	0	$	0
2 ▲	0	$	0
3 ▲	4	$	7,200
4 △	0	$	0
5 △	0	$	0
Total	4	$	7,200

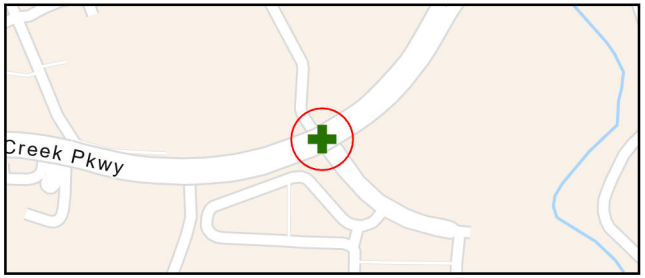

Signal Observations

Issue	Map Feature Number 1	2	3	4	5	6	7	8	Possible Solution
Missing signal head									
Missing head symbol									
Head does not show countdown									
Missing push button									
Missing adjacent button	X	X		X					Install adjacent pedestrian push button
Distance to adjacent button is greater than 10 ft									
Missing speech message									
Push button height is greater than 48"									
Push button is missing band	X	X	X	X					Remove PBs and replace with APS push buttons
Push button is not fingerless									
Push button is missing locator tone									
Push button is missing percussive tone									
Push button is not vibrotactile									
Push button does not vibrate on walk									
Push button is not parallel to the associated crosswalk									
Push button arrow contrasting missing									
Push button does not have sufficient clear floor width									
Push button does not have sufficient clear floor length									
Running slope at push button is greater than 2.1%				X					Remove and replace clear floor space
Cross slope at push button is greater than 2.1%									
Floor at push button is not firm or stable									
Push button is offset more than 5' from curb ramp run	X	X	X	X					Relocate pedestrian push buttons
Push button is offset more than 5' from edge of crosswalk									
Push button does not service ramp									
Signal Priority	**3**	**3**	**3**	**3**					

Conceptual Budget Estimate Disclaimer

This “cost report" assigns a conceptual budget estimate to resolve non-compliance issues and was developed for planning purposes only. Kimley-Horn has no control over the cost of labor, materials, equipment, or over the Contractor's methods of determining prices or over competitive bidding or market conditions. Opinions of probable costs provided herein are based on the information known to Kimley-Horn at this time and represent only Kimley-Horn's judgment as a design professional familiar with the construction industry. Kimley-Horn cannot and does not guarantee that proposals, bids, or actual construction costs will not vary from its opinions of probable costs.

Other Intersection Information

Conceptual budget information for curb ramp, crosswalk, and sidewalk improvements are included in the sidewalk corridor reports.

PROW Sidewalk Corridor Compliance Summary

Corridor

AARON DR

Corridor Score & Severity

Score: 3
MEDIUM

Corridor Cost Summary

Facility Type		Cost
Sidewalk	$	167,301
Crosswalks	$	3,612
Curb Ramps	$	25,300
Missing Ramps	$	7,000

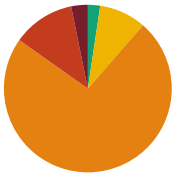

Sidewalk Barrier Priority Distribution

Priority	Percentage (%)
1	3%
2	12%
3	73%
4	9%
5	2%

Corridor Map



Facility Condition Summary

Sidewalks

Barrier Priority	Length (yd)		Cost
1	80	$	5,067
2	302	$	20,968
3	1,848	$	133,464
4	227	$	4,600
5	59	$	3,201
Total	2,517	$	167,301

Curb Ramps

Barrier Priority	Quantity		Cost
1	2	$	13,400
2	2	$	11,900
3	0	$	0
4	0	$	0
5	0	$	0
Total	4	$	25,300

Crosswalks

Barrier Priority	Length (yd)		Cost
1	0	$	0
2	0	$	0
3	23	$	1,423
4	31	$	2,189
5	120	$	
Total	174	$	3,612

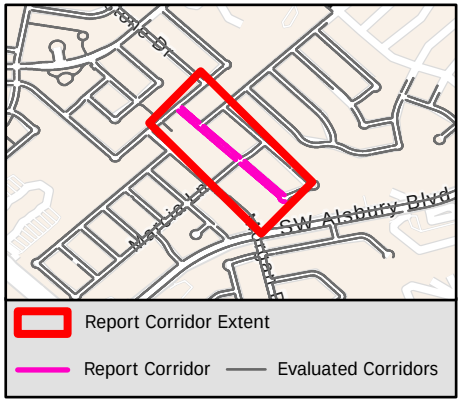

Sidewalk Barrier Summary

Pole	Quantity:	1
Fire Hydrant	Quantity:	0
Vault	Quantity:	0
Vegetation	Quantity:	1
Sign	Quantity:	0
Other	Quantity:	2

Missing Curb Ramps

Symbol	Quantity		Cost
	1	$	7,000

Curb Ramps Shown in Other Reports

Symbol	Quantity	Cost
	11	Other Report

Conceptual Budget Estimate Disclaimer

This "cost report" assigns a conceptual budget estimate to resolve non-compliance issues and was developed for planning purposes only. Kimley-Horn has no control over the cost of labor, materials, equipment, or over the Contractor's methods of determining prices or over competitive bidding or market conditions. Opinions of probable costs provided herein are based on the information known to Kimley-Horn at this time and represent only Kimley-Horn's judgment as a design professional familiar with the construction industry. Kimley-Horn cannot and does not guarantee that proposals, bids, or actual construction costs will not vary from its opinions of probable costs.

Sidewalk Barrier Conceptual Budget Summary

Sidewalk barriers are displayed for visual purposes only. Their associated costs are stored in the s yer, which is costed panel-by-panel in the Facility Priority Summary.

PROW Sidewalk Corridor Compliance Summary

Corridor

ADAMS DR

Corridor Score & Severity

Score: 3
MEDIUM

Corridor Cost Summary

Facility Type		Cost
Sidewalk	$	80,551
Crosswalks	$	2,169
Curb Ramps	$	13,400
Missing Ramps	$	14,000

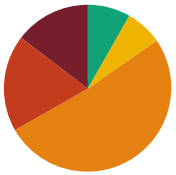

Sidewalk Barrier Priority Distribution

Priority	Percentage (%)
1	15%
2	19%
3	51%
4	7%
5	8%

Corridor Map



Facility Condition Summary

Sidewalks

Barrier Priority	Length (yd)		Cost
1	188	$	13,024
2	239	$	16,775
3	660	$	47,649
4	91	$	2,825
5	106	$	279
Total	1,283	$	80,551

Curb Ramps

Barrier Priority	Quantity		Cost
1	2	$	13,400
2	0	$	0
3	0	$	0
4	0	$	0
5	0	$	0
Total	2	$	13,400

Crosswalks

Barrier Priority	Length (yd)		Cost
1	0	$	0
2	0	$	0
3	0	$	0
4	22	$	2,169
5	23	$	
Total	44	$	2,169

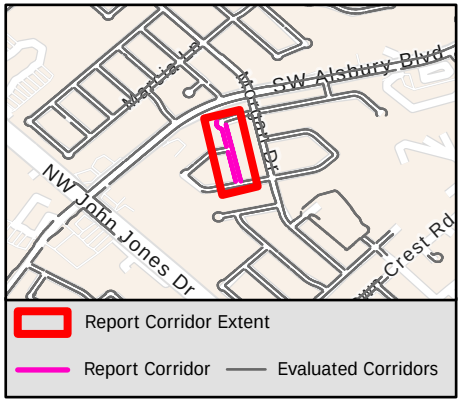

Sidewalk Barrier Summary

Pole	Quantity:	0
Fire Hydrant	Quantity:	0
Vault	Quantity:	0
Vegetation	Quantity:	8
Sign	Quantity:	0
Other	Quantity:	1

Missing Curb Ramps

Symbol	Quantity		Cost
	2	$	14,000

Curb Ramps Shown in Other Reports

Symbol	Quantity	Cost
	3	Other Report

Conceptual Budget Estimate Disclaimer

This "cost report" assigns a conceptual budget estimate to resolve non-compliance issues and was developed for planning purposes only. Kimley-Horn has no control over the cost of labor, materials, equipment, or over the Contractor's methods of determining prices or over competitive bidding or market conditions. Opinions of probable costs provided herein are based on the information known to Kimley-Horn at this time and represent only Kimley-Horn's judgment as a design professional familiar with the construction industry. Kimley-Horn cannot and does not guarantee that proposals, bids, or actual construction costs will not vary from its opinions of probable costs.

Sidewalk Barrier Conceptual Budget Summary

Sidewalk barriers are displayed for visual purposes only. Their associated costs are stored in the s yer, which is costed panel-by-panel in the Facility Priority Summary.

PROW Sidewalk Corridor Compliance Summary

Corridor

ADELINE DR

Corridor Score & Severity

Score: 4

MEDIUM

Corridor Cost Summary

Facility Type		Cost
Sidewalk	$	46,546
Crosswalks	$	0
Curb Ramps	$	0
Missing Ramps	$	0

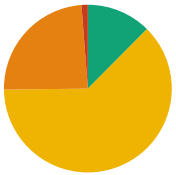

Sidewalk Barrier Priority Distribution

Priority	Percentage (%)
1	0%
2	1%
3	24%
4	62%
5	12%

Corridor Map



Facility Condition Summary

Sidewalks

Barrier Priority	Length (yd)		Cost
1	0	$	0
2	14	$	703
3	288	$	20,821
4	750	$	14,207
5	150	$	10,815
Total	1,202	$	46,546

Curb Ramps

Barrier Priority	Quantity		Cost
1	0	$	0
2	0	$	0
3	0	$	0
4	0	$	0
5	0	$	0
Total	0	$	0

Crosswalks

Barrier Priority	Length (yd)		Cost
1	0	$	0
2	0	$	0
3	0	$	0
4	0	$	0
5	0	$	0
Total	0	$	0

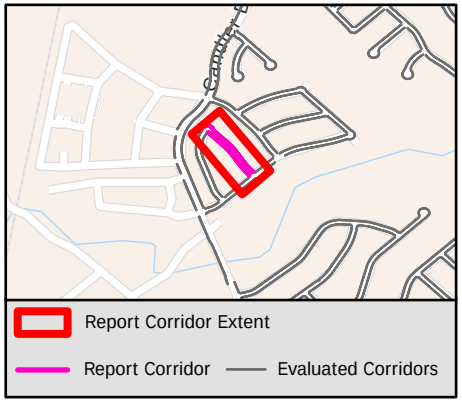

Sidewalk Barrier Summary

Pole	Quantity:	0
Fire Hydrant	Quantity:	0
Vault	Quantity:	0
Vegetation	Quantity:	0
Sign	Quantity:	0
Other	Quantity:	0

Missing Curb Ramps

Symbol	Quantity		Cost
	0	$	0

Curb Ramps Shown in Other Reports

Symbol	Quantity	Cost
	2	Other Report

Conceptual Budget Estimate Disclaimer

This "cost report" assigns a conceptual budget estimate to resolve non-compliance issues and was developed for planning purposes only. Kimley-Horn has no control over the cost of labor, materials, equipment, or over the Contractor's methods of determining prices or over competitive bidding or market conditions. Opinions of probable costs provided herein are based on the information known to Kimley-Horn at this time and represent only Kimley-Horn's judgment as a design professional familiar with the construction industry. Kimley-Horn cannot and does not guarantee that proposals, bids, or actual construction costs will not vary from its opinions of probable costs.

Sidewalk Barrier Conceptual Budget Summary

Sidewalk barriers are displayed for visual purposes only. Their associated costs are stored in the s ver, which is costed panel-by-panel in the Facility Priority Summary.

PROW Sidewalk Corridor Compliance Summary

Corridor

ALICE HARNEY RD

Corridor Score & Severity

Score: 5

LOW

Corridor Cost Summary

Facility Type		Cost
Sidewalk	$	34,772
Crosswalks	$	3,554
Curb Ramps	$	53,650
Missing Ramps	$	21,000

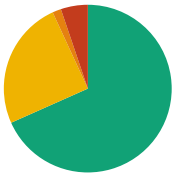

Sidewalk Barrier Priority Distribution

Priority	Percentage (%)
1	0%
2	5%
3	2%
4	25%
5	68%

Corridor Map

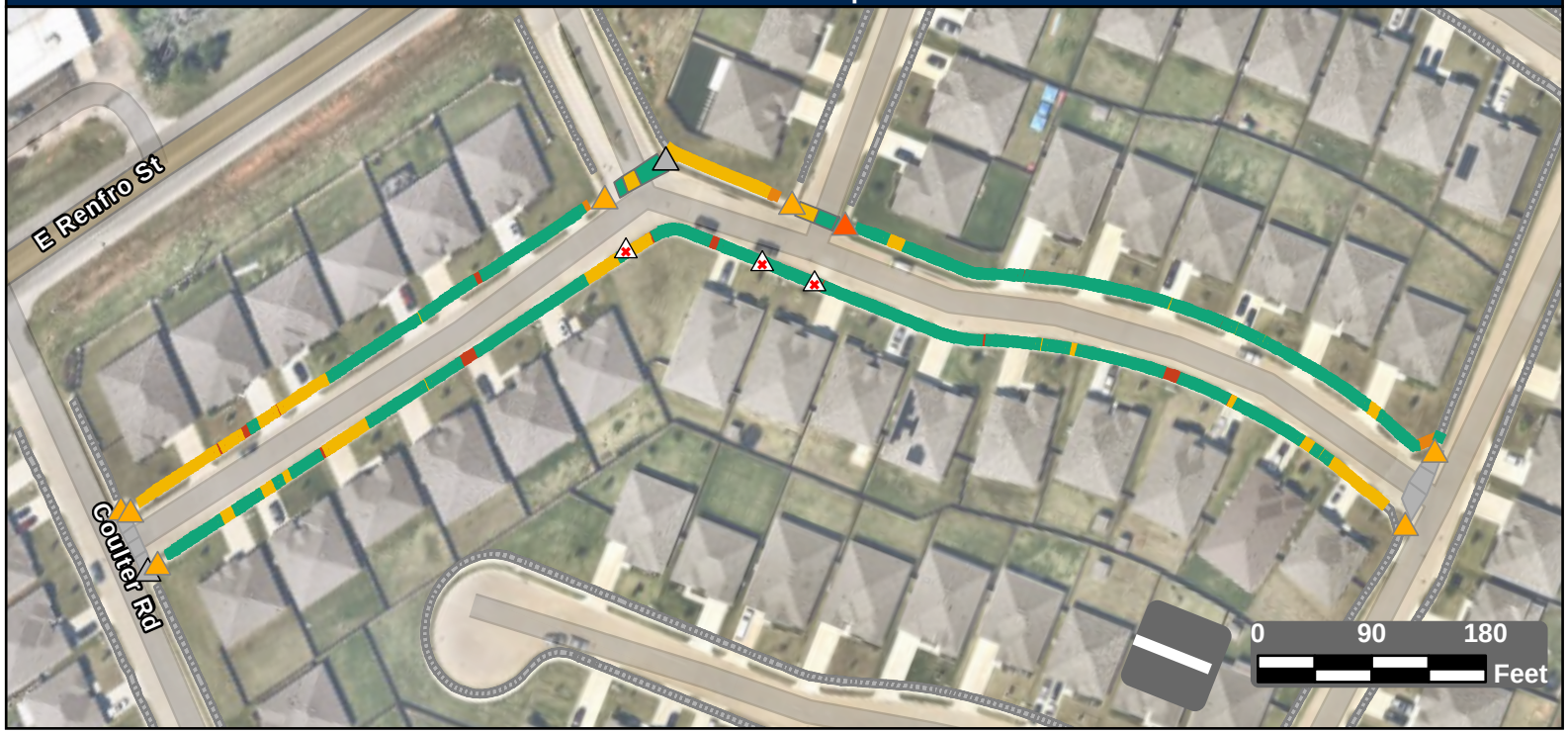

Facility Condition Summary

Sidewalks

Barrier Priority	Length (yd)		Cost
1	0	$	0
2	100	$	4,843
3	32	$	2,286
4	476	$	15,077
5	1,312	$	12,567
Total	1,920	$	34,772

Curb Ramps

Barrier Priority	Quantity		Cost
1	0	$	0
2	1	$	8,950
3	7	$	44,700
4	0	$	0
5	0	$	0
Total	8	$	53,650

Crosswalks

Barrier Priority	Length (yd)		Cost
1	0	$	0
2	0	$	0
3	0	$	0
4	44	$	3,554
5	90	$	
Total	135	$	3,554

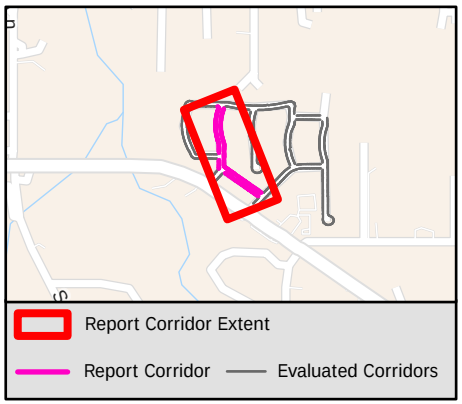

Sidewalk Barrier Summary

Pole	Quantity:	0
Fire Hydrant	Quantity:	0
Vault	Quantity:	0
Vegetation	Quantity:	0
Sign	Quantity:	0
Other	Quantity:	0

Missing Curb Ramps

Symbol	Quantity		Cost
	3	$	21,000

Curb Ramps Shown in Other Reports

Symbol	Quantity	Cost
	2	Other Report

Conceptual Budget Estimate Disclaimer

This "cost report" assigns a conceptual budget estimate to resolve non-compliance issues and was developed for planning purposes only. Kimley-Horn has no control over the cost of labor, materials, equipment, or over the Contractor's methods of determining prices or over competitive bidding or market conditions. Opinions of probable costs provided herein are based on the information known to Kimley-Horn at this time and represent only Kimley-Horn's judgment as a design professional familiar with the construction industry. Kimley-Horn cannot and does not guarantee that proposals, bids, or actual construction costs will not vary from its opinions of probable costs.

Sidewalk Barrier Conceptual Budget Summary

Sidewalk barriers are displayed for visual purposes only. Their associated costs are stored in the s yer, which is costed panel-by-panel in the Facility Priority Summary.

PROW Sidewalk Corridor Compliance Summary

Corridor

ALLEGHENY CT

Corridor Score & Severity

Score: 3
MEDIUM

Corridor Cost Summary

Facility Type		Cost
Sidewalk	$	44,791
Crosswalks	$	0
Curb Ramps	$	0
Missing Ramps	$	0

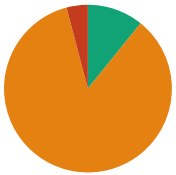

Sidewalk Barrier Priority Distribution

Priority	Percentage (%)
1	0%
2	4%
3	85%
4	0%
5	11%

Corridor Map

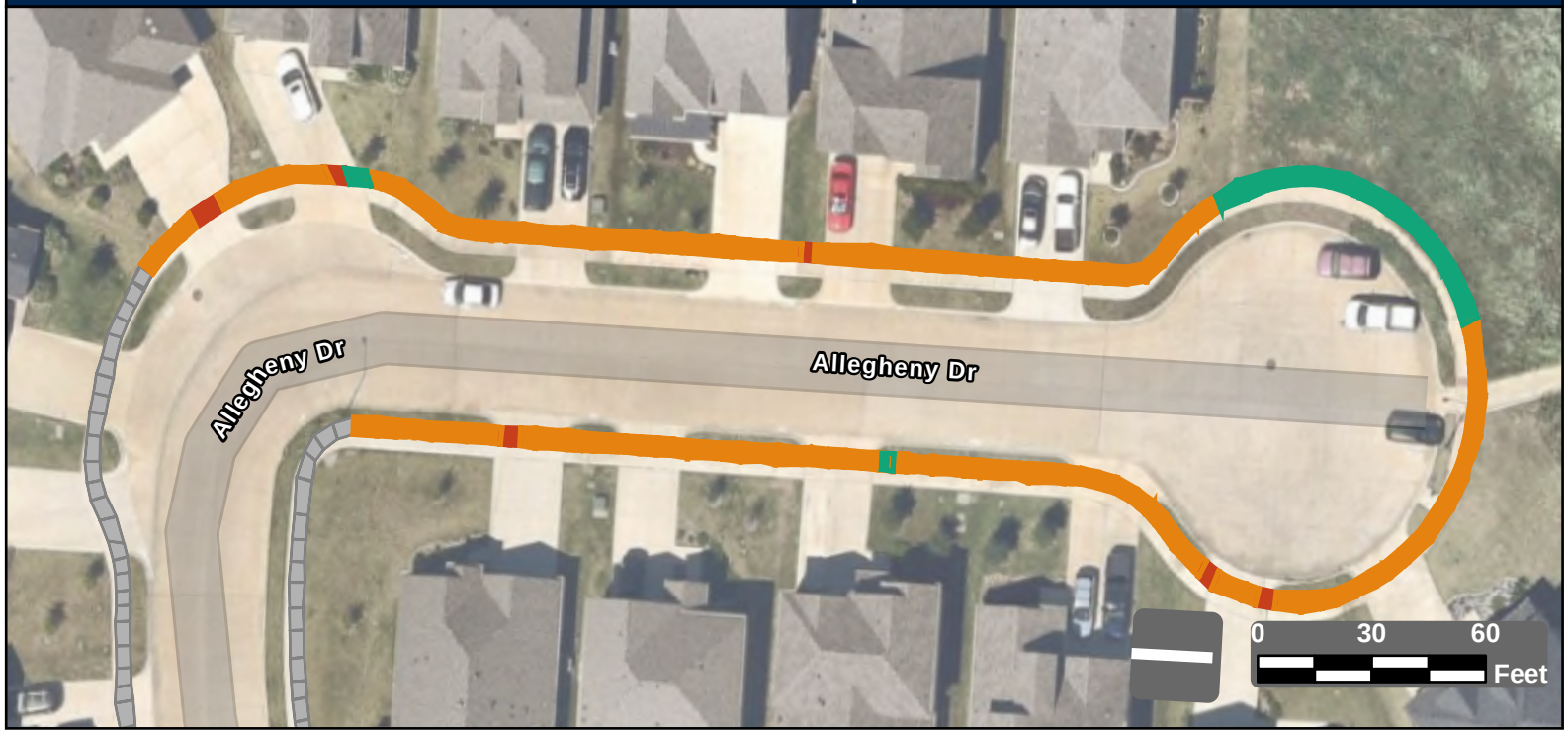

Facility Condition Summary

Sidewalks

Barrier Priority	Length (yd)		Cost
1	0	$	0
2	29	$	1,938
3	593	$	42,853
4	0	$	0
5	75	$	0
Total	697	$	44,791

Curb Ramps

Barrier Priority	Quantity		Cost
1	0	$	0
2	0	$	0
3	0	$	0
4	0	$	0
5	0	$	0
Total	0	$	0

Crosswalks

Barrier Priority	Length (yd)		Cost
1	0	$	0
2	0	$	0
3	0	$	0
4	0	$	0
5	0	$	0
Total	0	$	0

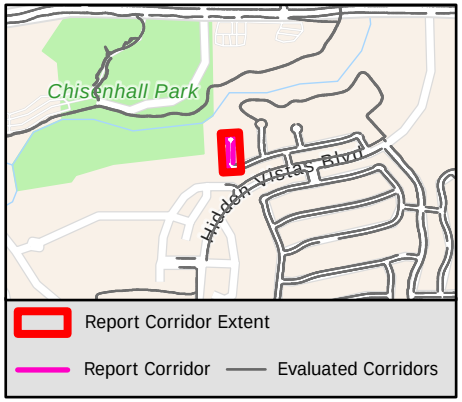

Sidewalk Barrier Summary

Pole	Quantity:	0
Fire Hydrant	Quantity:	0
Vault	Quantity:	0
Vegetation	Quantity:	0
Sign	Quantity:	0
Other	Quantity:	0

Missing Curb Ramps

Symbol	Quantity		Cost
	0	$	0

Curb Ramps Shown in Other Reports

Symbol	Quantity	Cost
	0	Other Report

Conceptual Budget Estimate Disclaimer

This "cost report" assigns a conceptual budget estimate to resolve non-compliance issues and was developed for planning purposes only. Kimley-Horn has no control over the cost of labor, materials, equipment, or over the Contractor's methods of determining prices or over competitive bidding or market conditions. Opinions of probable costs provided herein are based on the information known to Kimley-Horn at this time and represent only Kimley-Horn's judgment as a design professional familiar with the construction industry. Kimley-Horn cannot and does not guarantee that proposals, bids, or actual construction costs will not vary from its opinions of probable costs.

Sidewalk Barrier Conceptual Budget Summary

Sidewalk barriers are displayed for visual purposes only. Their associated costs are stored in the s yer, which is costed panel-by-panel in the Facility Priority Summary.

PROW Sidewalk Corridor Compliance Summary

Corridor

ALLEGHENY DR

Corridor Score & Severity

Score: 4
MEDIUM

Corridor Cost Summary

Facility Type		Cost
Sidewalk	$	147,152
Crosswalks	$	5,053
Curb Ramps	$	53,700
Missing Ramps	$	21,000

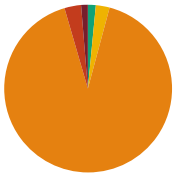

Sidewalk Barrier Priority Distribution

Priority	Percentage (%)
1	1%
2	3%
3	91%
4	3%
5	2%

Corridor Map

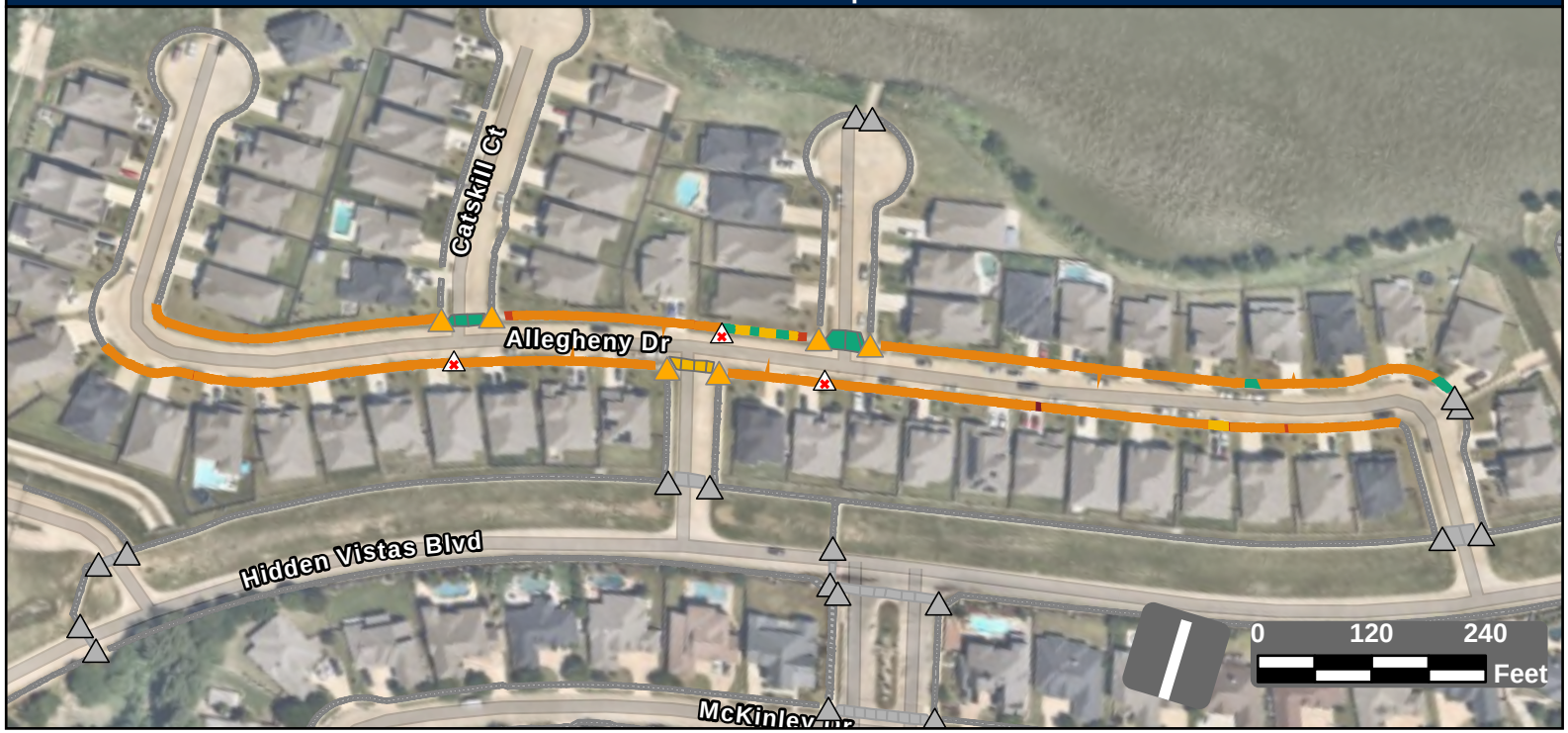

Facility Condition Summary

Sidewalks

Barrier Priority	Length (yd)		Cost
1	27	$	1,966
2	68	$	4,613
3	1,925	$	139,001
4	56	$	436
5	32	$	1,136
Total	2,108	$	147,152

Curb Ramps

Barrier Priority	Quantity		Cost
1	0	$	0
2	0	$	0
3	6	$	53,700
4	0	$	0
5	0	$	0
Total	6	$	53,700

Crosswalks

Barrier Priority	Length (yd)		Cost
1	0	$	0
2	0	$	0
3	6	$	
4	51	$	5,053
5	160	$	
Total	217	$	5,053

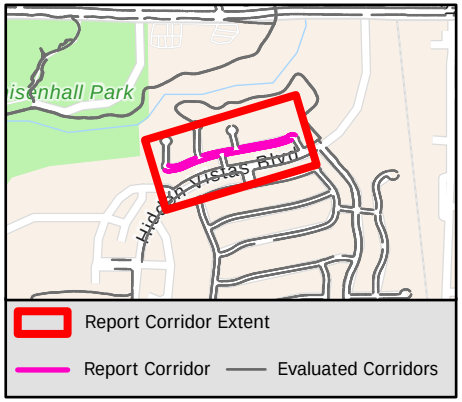

Sidewalk Barrier Summary

Pole	Quantity:	0
Fire Hydrant	Quantity:	0
Vault	Quantity:	0
Vegetation	Quantity:	0
Sign	Quantity:	0
Other	Quantity:	0

Missing Curb Ramps

Symbol	Quantity		Cost
	3	$	21,000

Curb Ramps Shown in Other Reports

Symbol	Quantity	Cost
	18	Other Report

Conceptual Budget Estimate Disclaimer

This "cost report" assigns a conceptual budget estimate to resolve non-compliance issues and was developed for planning purposes only. Kimley-Horn has no control over the cost of labor, materials, equipment, or over the Contractor's methods of determining prices or over competitive bidding or market conditions. Opinions of probable costs provided herein are based on the information known to Kimley-Horn at this time and represent only Kimley-Horn's judgment as a design professional familiar with the construction industry. Kimley-Horn cannot and does not guarantee that proposals, bids, or actual construction costs will not vary from its opinions of probable costs.

Sidewalk Barrier Conceptual Budget Summary

Sidewalk barriers are displayed for visual purposes only. Their associated costs are stored in the s yer, which is costed panel-by-panel in the Facility Priority Summary.

PROW Sidewalk Corridor Compliance Summary

Corridor

ALSBURY BLVD

Corridor Score & Severity

Score: 4

MEDIUM

Corridor Cost Summary

Facility Type		Cost
Sidewalk	$	1,870,202
Crosswalks	$	157,682
Curb Ramps	$	720,450
Missing Ramps	$	98,000



Sidewalk Barrier Priority Distribution

Priority	Percentage (%)
1	9%
2	9%
3	23%
4	27%
5	31%

Corridor Map

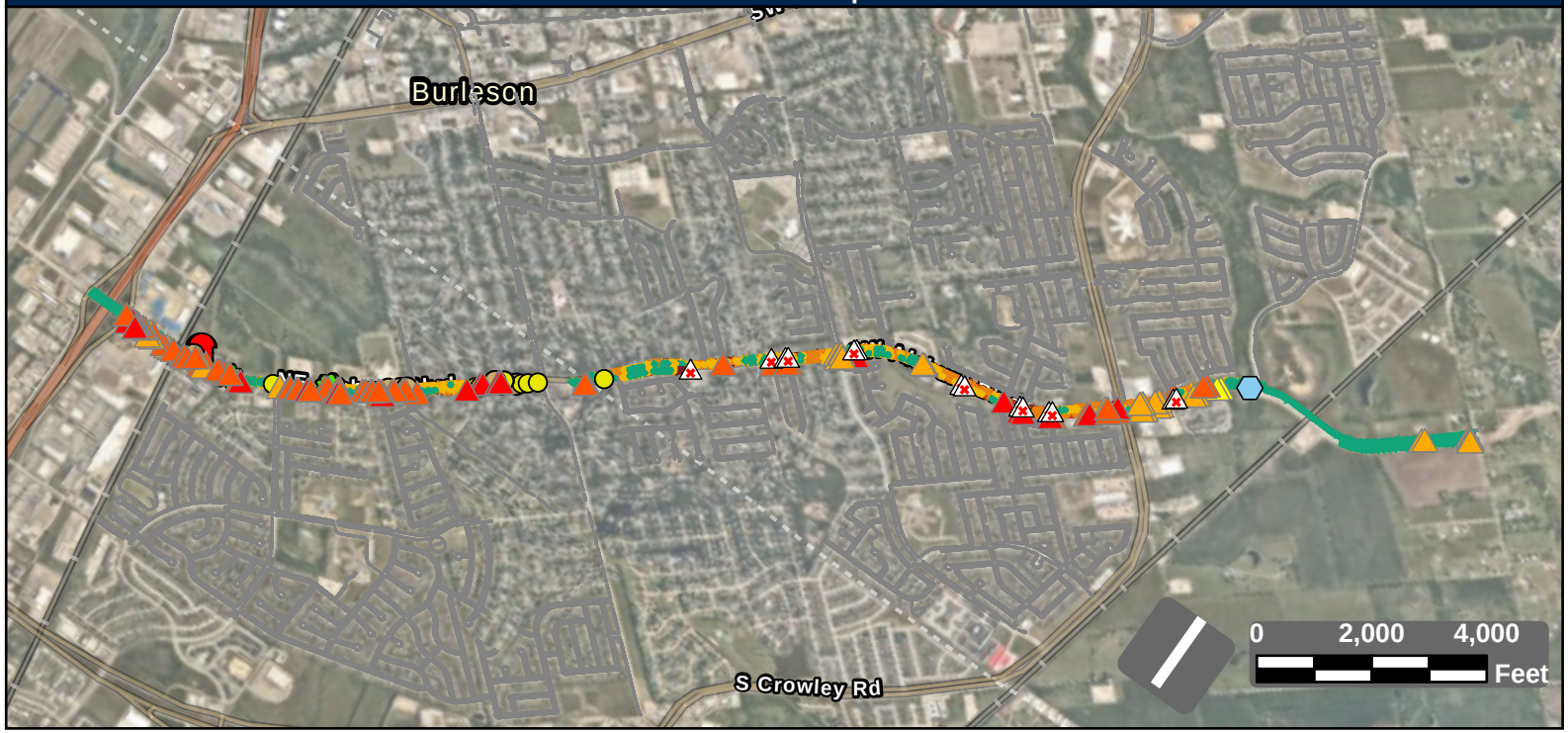

Facility Condition Summary

Sidewalks

Barrier Priority	Length (yd)		Cost
1	3,079	$	221,476
2	3,265	$	230,124
3	8,219	$	599,977
4	9,655	$	588,329
5	11,127	$	230,297
Total	35,345	$	1,870,202

Curb Ramps

Barrier Priority	Quantity		Cost
1	20	$	128,000
2	60	$	392,000
3	32	$	175,100
4	3	$	25,350
5	0	$	0
Total	115	$	720,450

Crosswalks

Barrier Priority	Length (yd)		Cost
1	0	$	0
2	92	$	17,756
3	396	$	10,154
4	1,379	$	129,771
5	1,696	$	0
Total	3,563	$	157,682

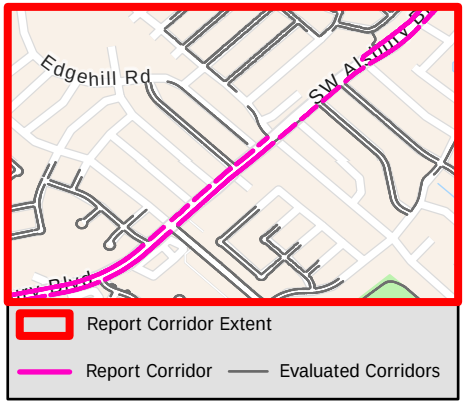

Sidewalk Barrier Summary

Pole	Quantity:	8
Fire Hydrant	Quantity:	2
Vault	Quantity:	0
Vegetation	Quantity:	3
Sign	Quantity:	1
Other	Quantity:	13

Missing Curb Ramps

Symbol	Quantity		Cost
	14	$	98,000

Curb Ramps Shown in Other Reports

Symbol	Quantity	Cost
	0	Other Report

Conceptual Budget Estimate Disclaimer

This "cost report" assigns a conceptual budget estimate to resolve non-compliance issues and was developed for planning purposes only. Kimley-Horn has no control over the cost of labor, materials, equipment, or over the Contractor's methods of determining prices or over competitive bidding or market conditions. Opinions of probable costs provided herein are based on the information known to Kimley-Horn at this time and represent only Kimley-Horn's judgment as a design professional familiar with the construction industry. Kimley-Horn cannot and does not guarantee that proposals, bids, or actual construction costs will not vary from its opinions of probable costs.

Sidewalk Barrier Conceptual Budget Summary

Sidewalk barriers are displayed for visual purposes only. Their associated costs are stored in the s yer, which is costed panel-by-panel in the Facility Priority Summary.

PROW Sidewalk Corridor Compliance Summary

Corridor

ALSBURY CT

Corridor Score & Severity

Score: 2

HIGH

Corridor Cost Summary

Facility Type		Cost
Sidewalk	$	1,242
Crosswalks	$	0
Curb Ramps	$	0
Missing Ramps	$	0

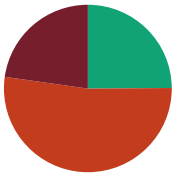

Sidewalk Barrier Priority Distribution

Priority	Percentage (%)
1	23%
2	52%
3	0%
4	0%
5	25%

Corridor Map



Facility Condition Summary

Sidewalks

Barrier Priority	Length (yd)		Cost
1	6	$	210
2	13	$	1,032
3	0	$	0
4	0	$	0
5	6	$	0
Total	26	$	1,242

Curb Ramps

Barrier Priority	Quantity		Cost
1	0	$	0
2	0	$	0
3	0	$	0
4	0	$	0
5	0	$	0
Total	0	$	0

Crosswalks

Barrier Priority	Length (yd)		Cost
1	0	$	0
2	0	$	0
3	0	$	0
4	0	$	0
5	0	$	0
Total	0	$	0

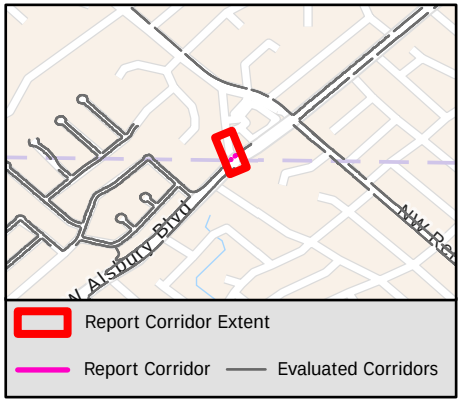

Sidewalk Barrier Summary

Pole	Quantity:	0
Fire Hydrant	Quantity:	0
Vault	Quantity:	0
Vegetation	Quantity:	0
Sign	Quantity:	0
Other	Quantity:	0

Missing Curb Ramps

Symbol	Quantity		Cost
	0	$	0

Curb Ramps Shown in Other Reports

Symbol	Quantity	Cost
	2	Other Report

Conceptual Budget Estimate Disclaimer

This "cost report" assigns a conceptual budget estimate to resolve non-compliance issues and was developed for planning purposes only. Kimley-Horn has no control over the cost of labor, materials, equipment, or over the Contractor's methods of determining prices or over competitive bidding or market conditions. Opinions of probable costs provided herein are based on the information known to Kimley-Horn at this time and represent only Kimley-Horn's judgment as a design professional familiar with the construction industry. Kimley-Horn cannot and does not guarantee that proposals, bids, or actual construction costs will not vary from its opinions of probable costs.

Sidewalk Barrier Conceptual Budget Summary

Sidewalk barriers are displayed for visual purposes only. Their associated costs are stored in the s yer, which is costed panel-by-panel in the Facility Priority Summary.

PROW Sidewalk Corridor Compliance Summary

Corridor

AMANDA CT

Corridor Score & Severity

Score: 4
MEDIUM

Corridor Cost Summary

Facility Type		Cost
Sidewalk	$	20,743
Crosswalks	$	0
Curb Ramps	$	0
Missing Ramps	$	0

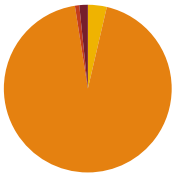

Sidewalk Barrier Priority Distribution

Priority	Percentage (%)
1	2%
2	1%
3	94%
4	4%
5	0%

Corridor Map

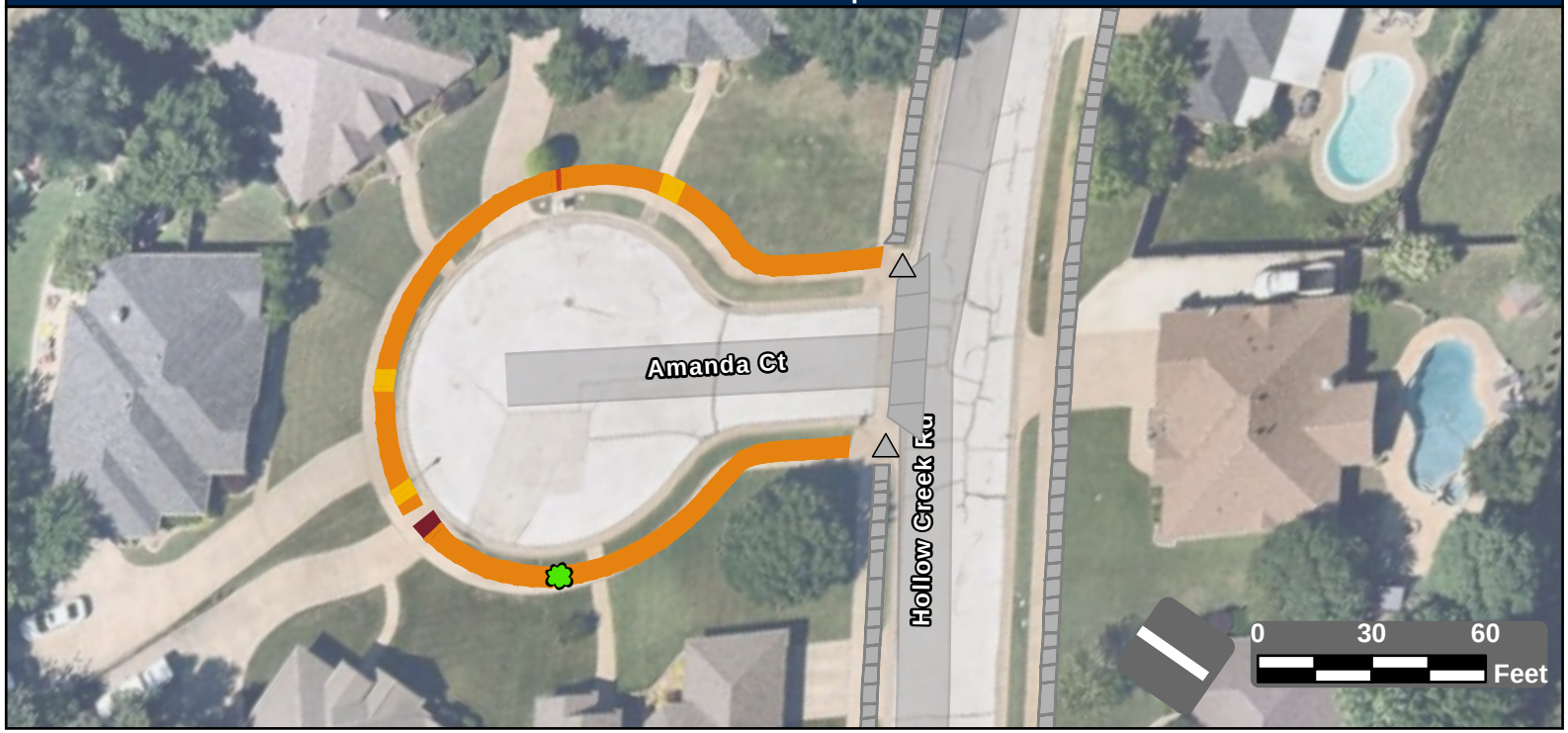

Facility Condition Summary

Sidewalks

Barrier Priority	Length (yd)		Cost
1	5	$	355
2	2	$	178
3	280	$	20,210
4	11	$	0
5	0	$	0
Total	298	$	20,743

Curb Ramps

Barrier Priority	Quantity		Cost
1	0	$	0
2	0	$	0
3	0	$	0
4	0	$	0
5	0	$	0
Total	0	$	0

Crosswalks

Barrier Priority	Length (yd)		Cost
1	0	$	0
2	0	$	0
3	0	$	0
4	0	$	0
5	0	$	0
Total	0	$	0

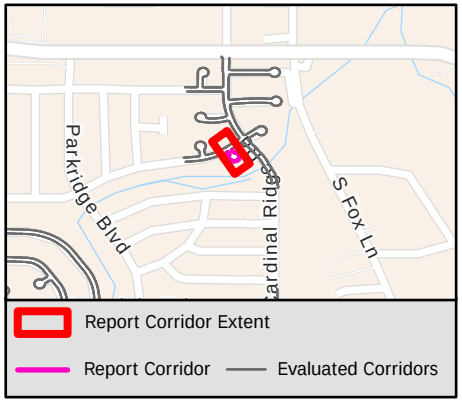

Sidewalk Barrier Summary

Pole	Quantity:	0
Fire Hydrant	Quantity:	0
Vault	Quantity:	0
Vegetation	Quantity:	1
Sign	Quantity:	0
Other	Quantity:	0

Missing Curb Ramps

Symbol	Quantity		Cost
	0	$	0

Curb Ramps Shown in Other Reports

Symbol	Quantity	Cost
	2	Other Report

Conceptual Budget Estimate Disclaimer

This "cost report" assigns a conceptual budget estimate to resolve non-compliance issues and was developed for planning purposes only. Kimley-Horn has no control over the cost of labor, materials, equipment, or over the Contractor's methods of determining prices or over competitive bidding or market conditions. Opinions of probable costs provided herein are based on the information known to Kimley-Horn at this time and represent only Kimley-Horn's judgment as a design professional familiar with the construction industry. Kimley-Horn cannot and does not guarantee that proposals, bids, or actual construction costs will not vary from its opinions of probable costs.

Sidewalk Barrier Conceptual Budget Summary

Sidewalk barriers are displayed for visual purposes only. Their associated costs are stored in the s yer, which is costed panel-by-panel in the Facility Priority Summary.

PROW Sidewalk Corridor Compliance Summary

Corridor

AMBER CT

Corridor Score & Severity

Score: 5

LOW

Corridor Cost Summary

Facility Type		Cost
Sidewalk	$	29,907
Crosswalks	$	
Curb Ramps	$	17,900
Missing Ramps	$	0

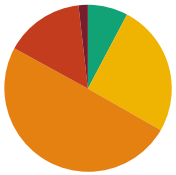

Sidewalk Barrier Priority Distribution

Priority	Percentage (%)
1	2%
2	15%
3	50%
4	25%
5	8%

Corridor Map

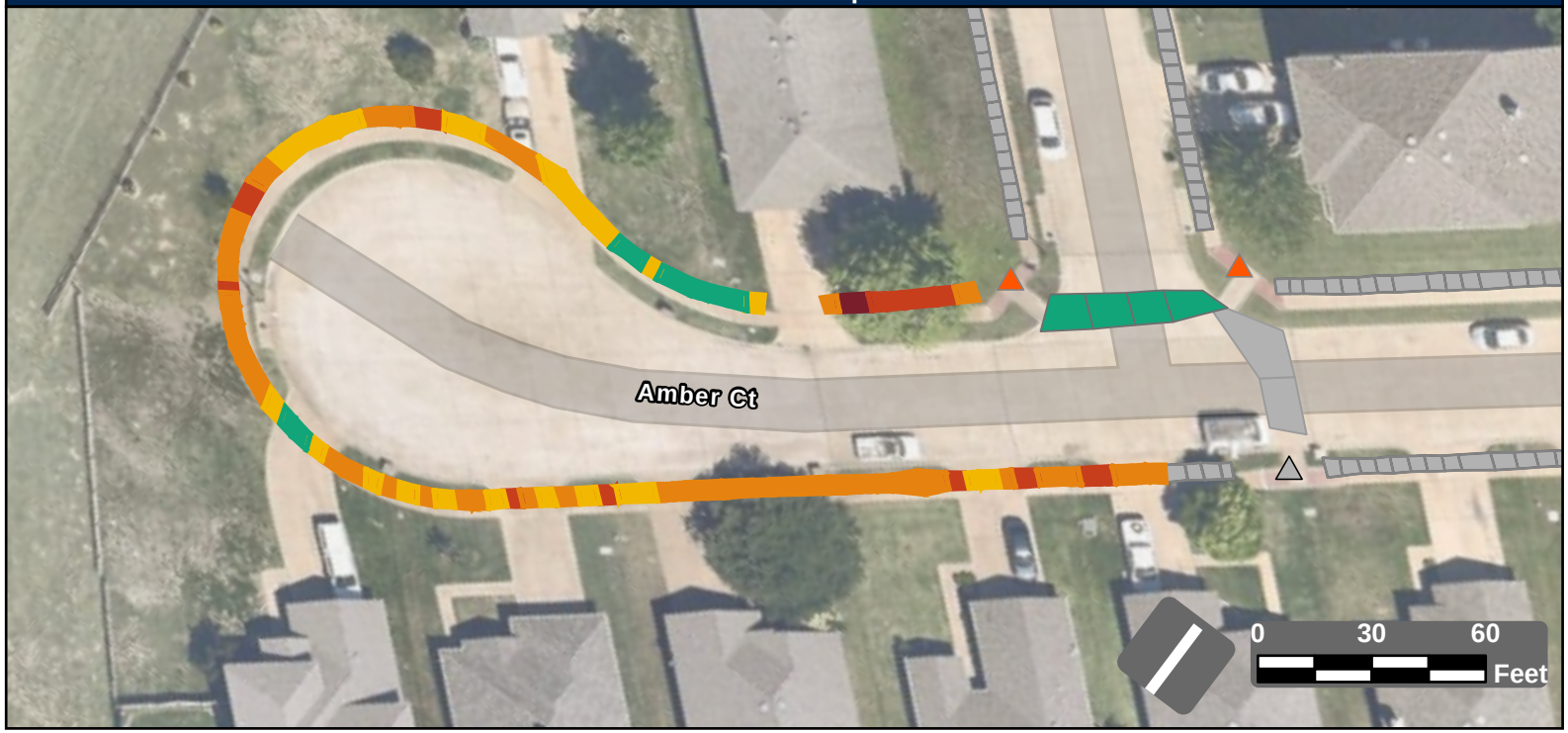

Facility Condition Summary

Sidewalks

Barrier Priority	Length (yd)		Cost
1	8	$	573
2	68	$	4,891
3	221	$	15,955
4	113	$	8,237
5	34	$	251
Total	444	$	29,907

Curb Ramps

Barrier Priority	Quantity		Cost
1	0	$	0
2	2	$	17,900
3	0	$	0
4	0	$	0
5	0	$	0
Total	2	$	17,900

Crosswalks

Barrier Priority	Length (yd)		Cost
1	0	$	0
2	0	$	0
3	0	$	0
4	0	$	0
5	39	$	
Total	39	$	

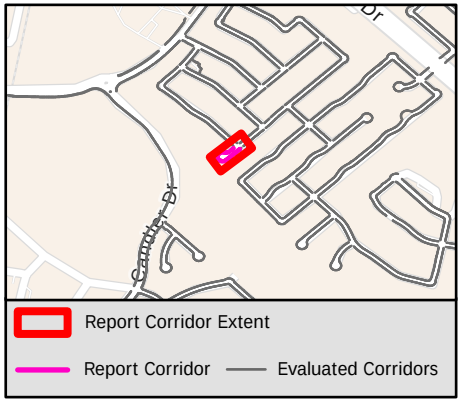

Sidewalk Barrier Summary

Pole	Quantity:	0
Fire Hydrant	Quantity:	0
Vault	Quantity:	0
Vegetation	Quantity:	0
Sign	Quantity:	0
Other	Quantity:	0

Missing Curb Ramps

Symbol	Quantity		Cost
	0	$	0

Curb Ramps Shown in Other Reports

Symbol	Quantity	Cost
	1	Other Report

Conceptual Budget Estimate Disclaimer

This "cost report" assigns a conceptual budget estimate to resolve non-compliance issues and was developed for planning purposes only. Kimley-Horn has no control over the cost of labor, materials, equipment, or over the Contractor's methods of determining prices or over competitive bidding or market conditions. Opinions of probable costs provided herein are based on the information known to Kimley-Horn at this time and represent only Kimley-Horn's judgment as a design professional familiar with the construction industry. Kimley-Horn cannot and does not guarantee that proposals, bids, or actual construction costs will not vary from its opinions of probable costs.

Sidewalk Barrier Conceptual Budget Summary

Sidewalk barriers are displayed for visual purposes only. Their associated costs are stored in the s 1650 yer, which is costed panel-by-panel in the Facility Priority Summary.

PROW Sidewalk Corridor Compliance Summary

Corridor

ANDREW ST

Corridor Score & Severity

Score: 3
MEDIUM

Corridor Cost Summary

Facility Type		Cost
Sidewalk	$	59,770
Crosswalks	$	0
Curb Ramps	$	0
Missing Ramps	$	0

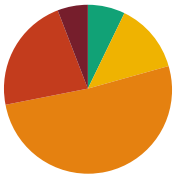

Sidewalk Barrier Priority Distribution

Priority	Percentage (%)
1	6%
2	22%
3	51%
4	13%
5	7%

Corridor Map

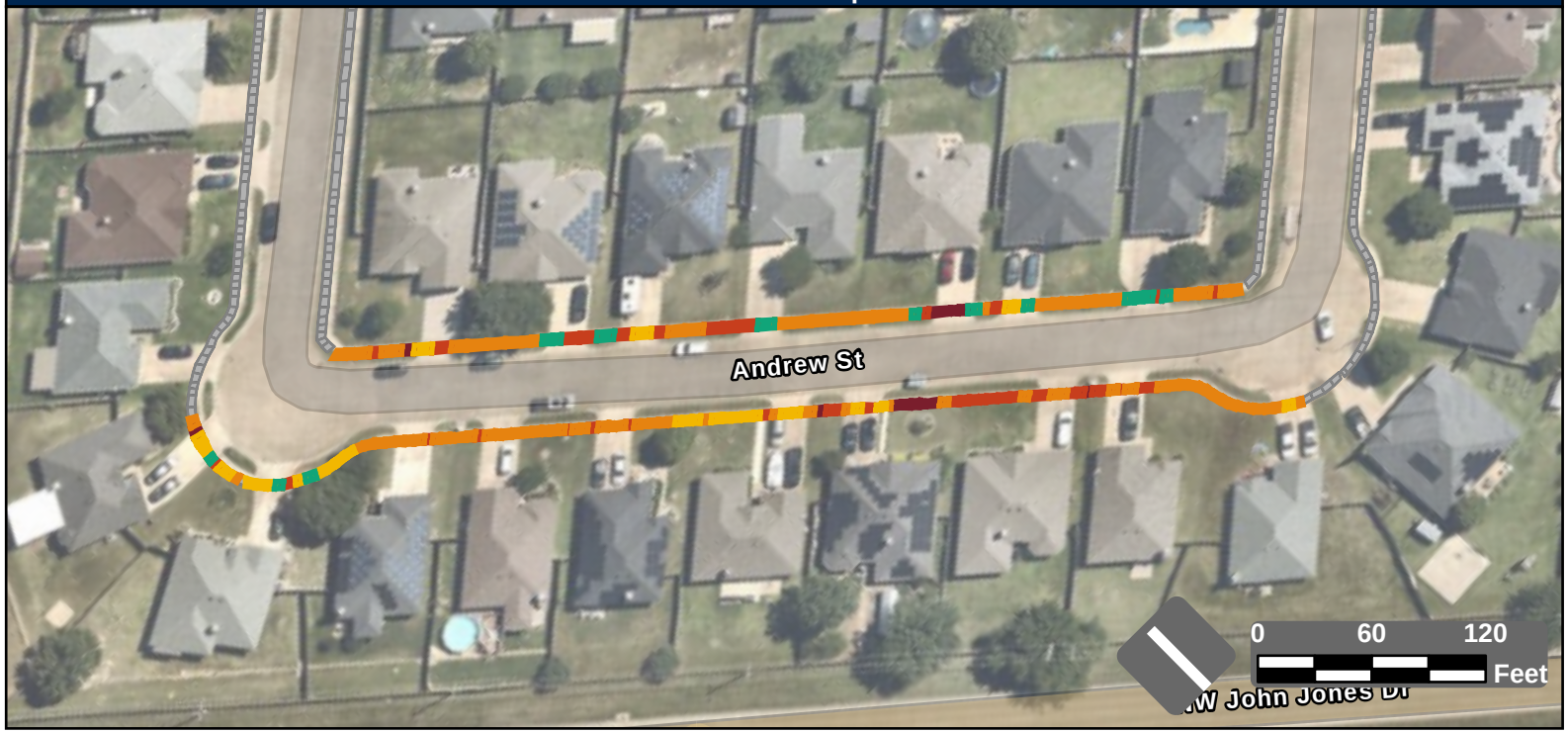

Facility Condition Summary

Sidewalks

Barrier Priority	Length (yd)		Cost
1	54	$	3,741
2	203	$	13,417
3	468	$	33,835
4	123	$	6,811
5	66	$	1,967
Total	914	$	59,770

Curb Ramps

Barrier Priority	Quantity		Cost
1	0	$	0
2	0	$	0
3	0	$	0
4	0	$	0
5	0	$	0
Total	0	$	0

Crosswalks

Barrier Priority	Length (yd)		Cost
1	0	$	0
2	0	$	0
3	0	$	0
4	0	$	0
5	0	$	0
Total	0	$	0

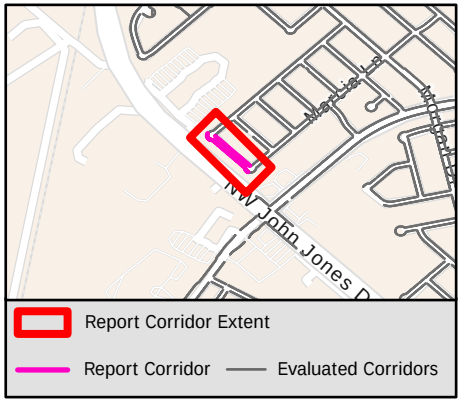

Sidewalk Barrier Summary

Pole	Quantity:	0
Fire Hydrant	Quantity:	0
Vault	Quantity:	0
Vegetation	Quantity:	0
Sign	Quantity:	0
Other	Quantity:	0

Missing Curb Ramps

Symbol	Quantity		Cost
	0	$	0

Curb Ramps Shown in Other Reports

Symbol	Quantity	Cost
	0	Other Report

Conceptual Budget Estimate Disclaimer

This "cost report" assigns a conceptual budget estimate to resolve non-compliance issues and was developed for planning purposes only. Kimley-Horn has no control over the cost of labor, materials, equipment, or over the Contractor's methods of determining prices or over competitive bidding or market conditions. Opinions of probable costs provided herein are based on the information known to Kimley-Horn at this time and represent only Kimley-Horn's judgment as a design professional familiar with the construction industry. Kimley-Horn cannot and does not guarantee that proposals, bids, or actual construction costs will not vary from its opinions of probable costs.

Sidewalk Barrier Conceptual Budget Summary

Sidewalk barriers are displayed for visual purposes only. Their associated costs are stored in the s yer, which is costed panel-by-panel in the Facility Priority Summary.

PROW Sidewalk Corridor Compliance Summary

Corridor

ANGELA DR

Corridor Score & Severity

Score: 1

HIGH

Corridor Cost Summary

Facility Type		Cost
Sidewalk	$	61,839
Crosswalks	$	0
Curb Ramps	$	23,800
Missing Ramps	$	0

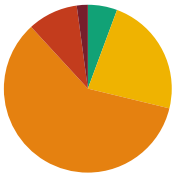

Sidewalk Barrier Priority Distribution

Priority	Percentage (%)
1	2%
2	10%
3	59%
4	23%
5	6%

Corridor Map

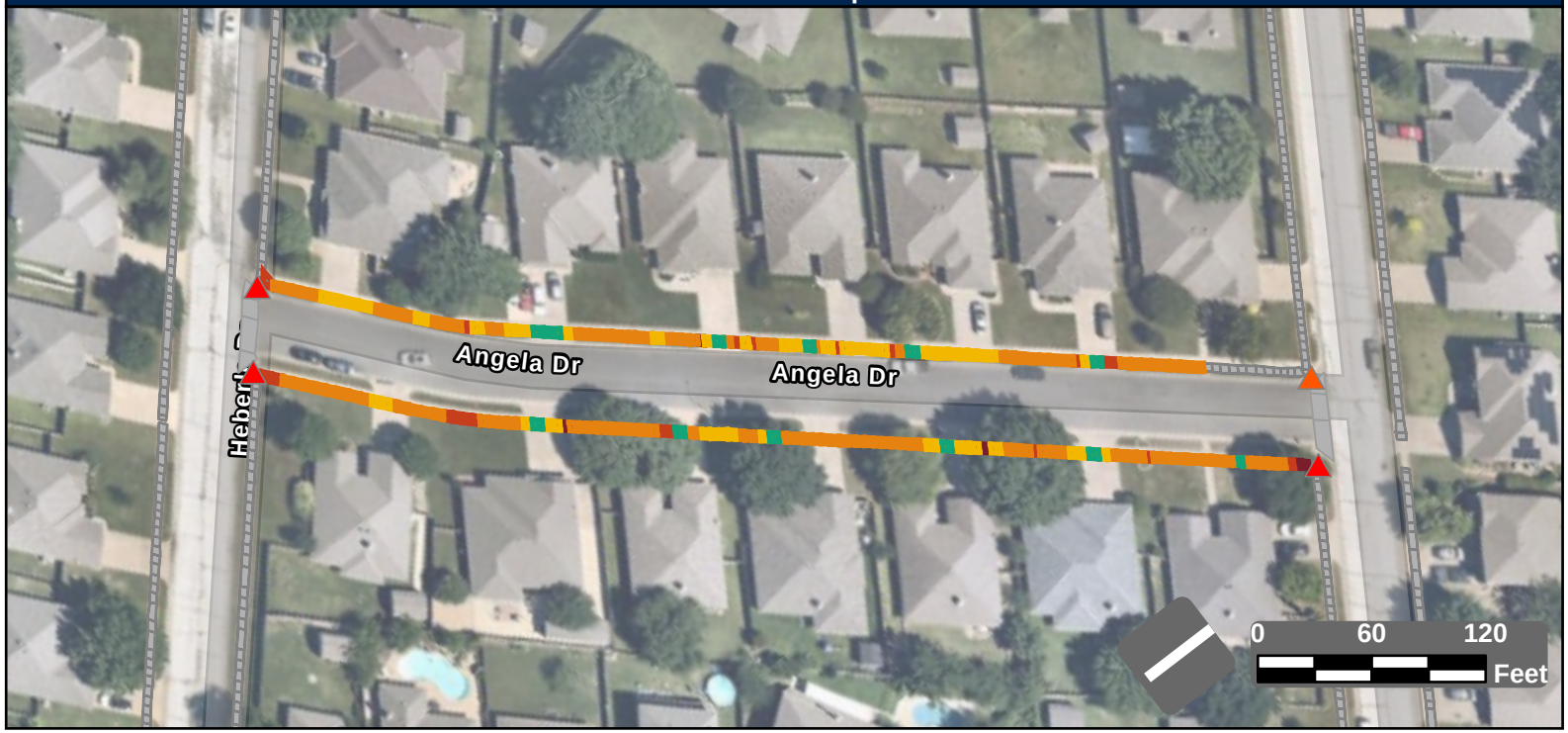

Facility Condition Summary

Sidewalks

Barrier Priority	Length (yd)		Cost
1	21	$	1,491
2	94	$	6,262
3	575	$	41,535
4	224	$	8,607
5	55	$	3,944
Total	968	$	61,839

Curb Ramps

Barrier Priority	Quantity		Cost
1	3	$	17,850
2	1	$	5,950
3	0	$	0
4	0	$	0
5	0	$	0
Total	4	$	23,800

Crosswalks

Barrier Priority	Length (yd)		Cost
1	0	$	0
2	0	$	0
3	0	$	0
4	0	$	0
5	0	$	0
Total	0	$	0

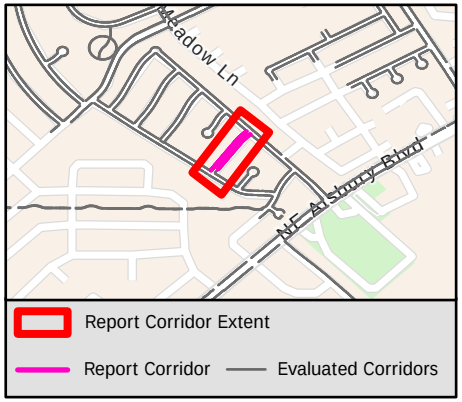

Sidewalk Barrier Summary

Pole	Quantity:	0
Fire Hydrant	Quantity:	0
Vault	Quantity:	0
Vegetation	Quantity:	0
Sign	Quantity:	0
Other	Quantity:	0

Missing Curb Ramps

Symbol	Quantity		Cost
	0	$	0

Curb Ramps Shown in Other Reports

Symbol	Quantity	Cost
	0	Other Report

Conceptual Budget Estimate Disclaimer

This "cost report" assigns a conceptual budget estimate to resolve non-compliance issues and was developed for planning purposes only. Kimley-Horn has no control over the cost of labor, materials, equipment, or over the Contractor's methods of determining prices or over competitive bidding or market conditions. Opinions of probable costs provided herein are based on the information known to Kimley-Horn at this time and represent only Kimley-Horn's judgment as a design professional familiar with the construction industry. Kimley-Horn cannot and does not guarantee that proposals, bids, or actual construction costs will not vary from its opinions of probable costs.

Sidewalk Barrier Conceptual Budget Summary

Sidewalk barriers are displayed for visual purposes only. Their associated costs are stored in the s yer, which is costed panel-by-panel in the Facility Priority Summary.

PROW Sidewalk Corridor Compliance Summary

Corridor

ANNA LEA LN

Corridor Score & Severity

Score: 4

MEDIUM

Corridor Cost Summary

Facility Type		Cost
Sidewalk	$	123,376
Crosswalks	$	7,330
Curb Ramps	$	18,400
Missing Ramps	$	14,000

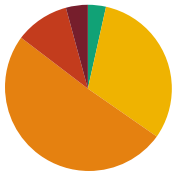

Sidewalk Barrier Priority Distribution

Priority	Percentage (%)
1	4%
2	10%
3	51%
4	31%
5	3%

Corridor Map



Facility Condition Summary

Sidewalks

Barrier Priority	Length (yd)		Cost
1	92	$	6,471
2	226	$	14,911
3	1,100	$	79,447
4	677	$	17,102
5	75	$	5,444
Total	2,170	$	123,376

Curb Ramps

Barrier Priority	Quantity		Cost
1	0	$	0
2	2	$	16,400
3	1	$	2,000
4	0	$	0
5	0	$	0
Total	3	$	18,400

Crosswalks

Barrier Priority	Length (yd)		Cost
1	0	$	0
2	0	$	0
3	0	$	0
4	74	$	7,330
5	18	$	
Total	93	$	7,330

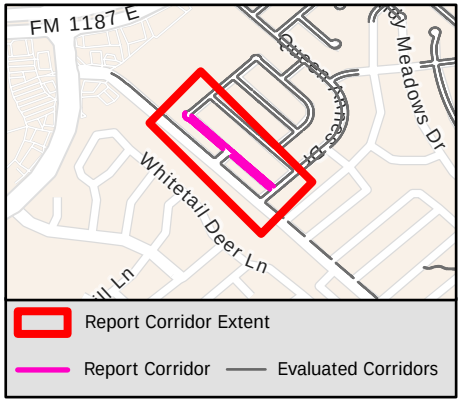

Sidewalk Barrier Summary

Pole	Quantity:	0
Fire Hydrant	Quantity:	0
Vault	Quantity:	0
Vegetation	Quantity:	0
Sign	Quantity:	0
Other	Quantity:	0

Missing Curb Ramps

Symbol	Quantity		Cost
	2	$	14,000

Curb Ramps Shown in Other Reports

Symbol	Quantity	Cost
	12	Other Report

Conceptual Budget Estimate Disclaimer

This "cost report" assigns a conceptual budget estimate to resolve non-compliance issues and was developed for planning purposes only. Kimley-Horn has no control over the cost of labor, materials, equipment, or over the Contractor's methods of determining prices or over competitive bidding or market conditions. Opinions of probable costs provided herein are based on the information known to Kimley-Horn at this time and represent only Kimley-Horn's judgment as a design professional familiar with the construction industry. Kimley-Horn cannot and does not guarantee that proposals, bids, or actual construction costs will not vary from its opinions of probable costs.

Sidewalk Barrier Conceptual Budget Summary

Sidewalk barriers are displayed for visual purposes only. Their associated costs are stored in the s yer, which is costed panel-by-panel in the Facility Priority Summary.

PROW Sidewalk Corridor Compliance Summary

Corridor

ARBOR LN

Corridor Score & Severity

Score: 5

LOW

Corridor Cost Summary

Facility Type		Cost
Sidewalk	$	110,354
Crosswalks	$	967
Curb Ramps	$	14,900
Missing Ramps	$	7,000

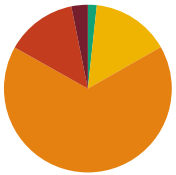

Sidewalk Barrier Priority Distribution

Priority	Percentage (%)
1	3%
2	14%
3	66%
4	15%
5	2%

Corridor Map

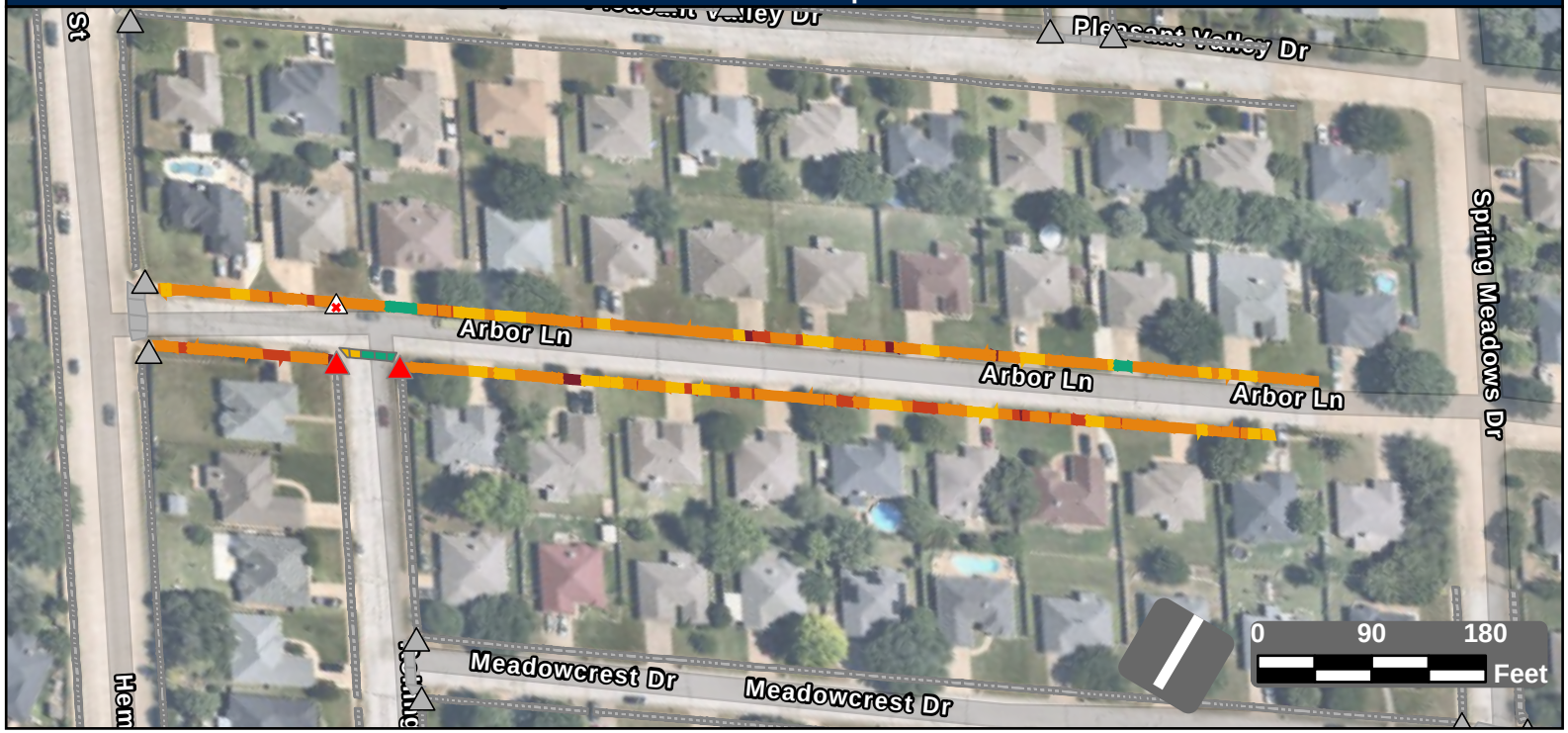

Facility Condition Summary

Sidewalks

Barrier Priority	Length (yd)		Cost
1	50	$	3,324
2	218	$	15,545
3	1,057	$	76,360
4	240	$	13,814
5	27	$	1,311
Total	1,593	$	110,354

Curb Ramps

Barrier Priority	Quantity		Cost
1	2	$	14,900
2	0	$	0
3	0	$	0
4	0	$	0
5	0	$	0
Total	2	$	14,900

Crosswalks

Barrier Priority	Length (yd)		Cost
1	0	$	0
2	0	$	0
3	0	$	0
4	13	$	967
5	23	$	
Total	36	$	967

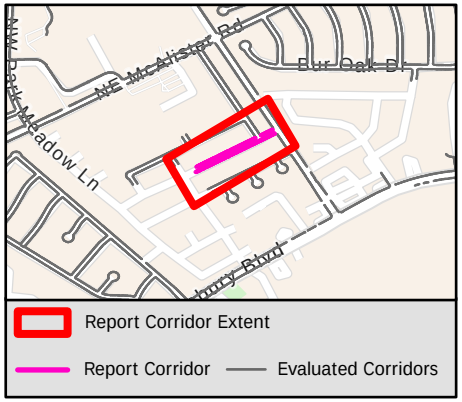

Sidewalk Barrier Summary

Pole	Quantity:	0
Fire Hydrant	Quantity:	0
Vault	Quantity:	0
Vegetation	Quantity:	0
Sign	Quantity:	0
Other	Quantity:	0

Missing Curb Ramps

Symbol	Quantity		Cost
	1	$	7,000

Curb Ramps Shown in Other Reports

Symbol	Quantity	Cost
	11	Other Report

Conceptual Budget Estimate Disclaimer

This "cost report" assigns a conceptual budget estimate to resolve non-compliance issues and was developed for planning purposes only. Kimley-Horn has no control over the cost of labor, materials, equipment, or over the Contractor's methods of determining prices or over competitive bidding or market conditions. Opinions of probable costs provided herein are based on the information known to Kimley-Horn at this time and represent only Kimley-Horn's judgment as a design professional familiar with the construction industry. Kimley-Horn cannot and does not guarantee that proposals, bids, or actual construction costs will not vary from its opinions of probable costs.

Sidewalk Barrier Conceptual Budget Summary

Sidewalk barriers are displayed for visual purposes only. Their associated costs are stored in the s yer, which is costed panel-by-panel in the Facility Priority Summary.

PROW Sidewalk Corridor Compliance Summary

Corridor

ARBOR VIEW DR

Corridor Score & Severity

Score: 4

MEDIUM

Corridor Cost Summary

Facility Type		Cost
Sidewalk	$	70,220
Crosswalks	$	1,896
Curb Ramps	$	46,200
Missing Ramps	$	14,000

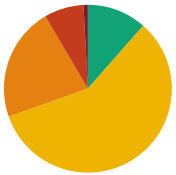

Sidewalk Barrier Priority Distribution

Priority	Percentage (%)
1	1%
2	8%
3	22%
4	58%
5	11%

Corridor Map

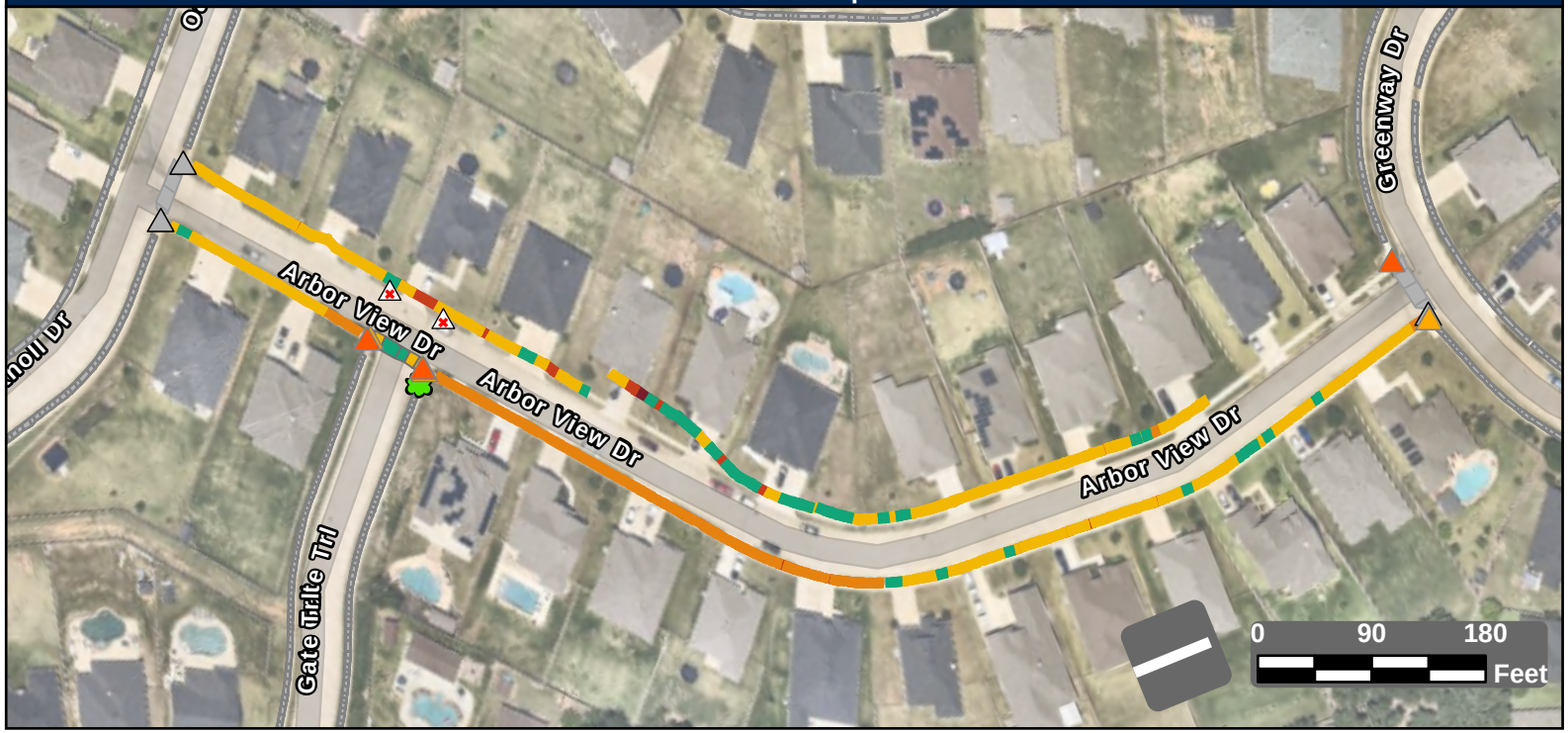

Facility Condition Summary

Sidewalks

Barrier Priority	Length (yd)		Cost
1	14	$	1,029
2	127	$	7,485
3	367	$	26,496
4	972	$	28,597
5	192	$	6,614
Total	1,672	$	70,220

Curb Ramps

Barrier Priority	Quantity		Cost
1	0	$	0
2	3	$	22,350
3	3	$	23,850
4	0	$	0
5	0	$	0
Total	6	$	46,200

Crosswalks

Barrier Priority	Length (yd)		Cost
1	0	$	0
2	0	$	0
3	0	$	0
4	19	$	1,896
5	25	$	
Total	44	$	1,896

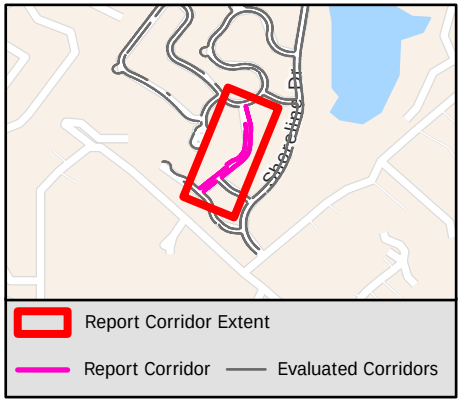

Sidewalk Barrier Summary

Pole	Quantity:	0
Fire Hydrant	Quantity:	0
Vault	Quantity:	0
Vegetation	Quantity:	1
Sign	Quantity:	0
Other	Quantity:	0

Missing Curb Ramps

Symbol	Quantity		Cost
	2	$	14,000

Curb Ramps Shown in Other Reports

Symbol	Quantity	Cost
	3	Other Report

Conceptual Budget Estimate Disclaimer

This "cost report" assigns a conceptual budget estimate to resolve non-compliance issues and was developed for planning purposes only. Kimley-Horn has no control over the cost of labor, materials, equipment, or over the Contractor's methods of determining prices or over competitive bidding or market conditions. Opinions of probable costs provided herein are based on the information known to Kimley-Horn at this time and represent only Kimley-Horn's judgment as a design professional familiar with the construction industry. Kimley-Horn cannot and does not guarantee that proposals, bids, or actual construction costs will not vary from its opinions of probable costs.

Sidewalk Barrier Conceptual Budget Summary

Sidewalk barriers are displayed for visual purposes only. Their associated costs are stored in the s yer, which is costed panel-by-panel in the Facility Priority Summary.

PROW Sidewalk Corridor Compliance Summary

Corridor

ARBORLAWN DR

Corridor Score & Severity

Score: 3

MEDIUM

Corridor Cost Summary

Facility Type		Cost
Sidewalk	$	89,383
Crosswalks	$	0
Curb Ramps	$	0
Missing Ramps	$	0

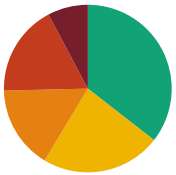

Sidewalk Barrier Priority Distribution

Priority	Percentage (%)
1	8%
2	18%
3	16%
4	23%
5	36%

Corridor Map



Facility Condition Summary

Sidewalks

Barrier Priority	Length (yd)		Cost
1	146	$	10,481
2	330	$	20,683
3	300	$	21,704
4	432	$	31,885
5	666	$	4,631
Total	1,873	$	89,383

Curb Ramps

Barrier Priority	Quantity		Cost
1	0	$	0
2	0	$	0
3	0	$	0
4	0	$	0
5	0	$	0
Total	0	$	0

Crosswalks

Barrier Priority	Length (yd)		Cost
1	0	$	0
2	0	$	0
3	0	$	0
4	0	$	0
5	0	$	0
Total	0	$	0

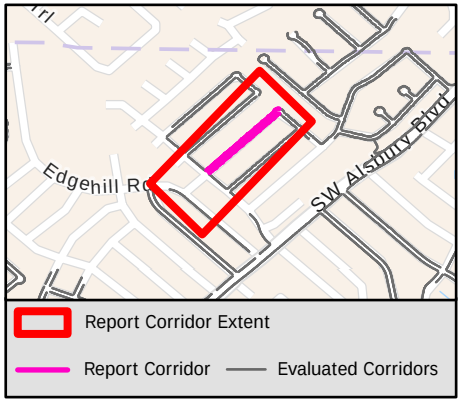

Sidewalk Barrier Summary

Pole	Quantity:	1
Fire Hydrant	Quantity:	0
Vault	Quantity:	0
Vegetation	Quantity:	0
Sign	Quantity:	0
Other	Quantity:	4

Missing Curb Ramps

Symbol	Quantity		Cost
	0	$	0

Curb Ramps Shown in Other Reports

Symbol	Quantity	Cost
	13	Other Report

Conceptual Budget Estimate Disclaimer

This "cost report" assigns a conceptual budget estimate to resolve non-compliance issues and was developed for planning purposes only. Kimley-Horn has no control over the cost of labor, materials, equipment, or over the Contractor's methods of determining prices or over competitive bidding or market conditions. Opinions of probable costs provided herein are based on the information known to Kimley-Horn at this time and represent only Kimley-Horn's judgment as a design professional familiar with the construction industry. Kimley-Horn cannot and does not guarantee that proposals, bids, or actual construction costs will not vary from its opinions of probable costs.

Sidewalk Barrier Conceptual Budget Summary

Sidewalk barriers are displayed for visual purposes only. Their associated costs are stored in the s yer, which is costed panel-by-panel in the Facility Priority Summary.

PROW Sidewalk Corridor Compliance Summary

Corridor

ARNOLD AVE

Corridor Score & Severity

Score: 4

MEDIUM

Corridor Cost Summary

Facility Type		Cost
Sidewalk	$	12,398
Crosswalks	$	9,984
Curb Ramps	$	35,800
Missing Ramps	$	0

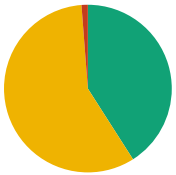

Sidewalk Barrier Priority Distribution

Priority	Percentage (%)
1	0%
2	1%
3	0%
4	58%
5	41%

Corridor Map



Facility Condition Summary

Sidewalks

Barrier Priority	Length (yd)		Cost
1	0	$	0
2	8	$	280
3	0	$	0
4	371	$	8,009
5	263	$	4,109
Total	641	$	12,398

Curb Ramps

Barrier Priority	Quantity		Cost
1	0	$	0
2	1	$	8,950
3	3	$	26,850
4	0	$	0
5	0	$	0
Total	4	$	35,800

Crosswalks

Barrier Priority	Length (yd)		Cost
1	0	$	0
2	0	$	0
3	0	$	0
4	100	$	9,984
5	0	$	0
Total	100	$	9,984

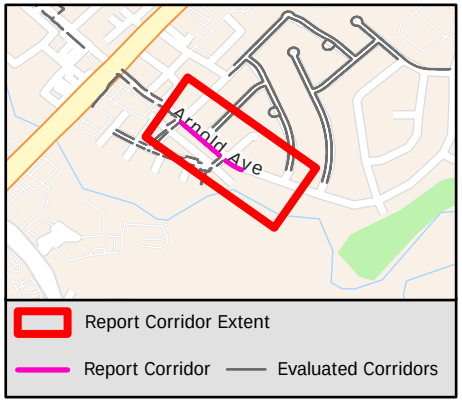

Sidewalk Barrier Summary

Pole	Quantity:	0
Fire Hydrant	Quantity:	0
Vault	Quantity:	0
Vegetation	Quantity:	0
Sign	Quantity:	0
Other	Quantity:	0

Missing Curb Ramps

Symbol	Quantity		Cost
	0	$	0

Curb Ramps Shown in Other Reports

Symbol	Quantity	Cost
	16	Other Report

Conceptual Budget Estimate Disclaimer

This "cost report" assigns a conceptual budget estimate to resolve non-compliance issues and was developed for planning purposes only. Kimley-Horn has no control over the cost of labor, materials, equipment, or over the Contractor's methods of determining prices or over competitive bidding or market conditions. Opinions of probable costs provided herein are based on the information known to Kimley-Horn at this time and represent only Kimley-Horn's judgment as a design professional familiar with the construction industry. Kimley-Horn cannot and does not guarantee that proposals, bids, or actual construction costs will not vary from its opinions of probable costs.

Sidewalk Barrier Conceptual Budget Summary

Sidewalk barriers are displayed for visual purposes only. Their associated costs are stored in the s yer, which is costed panel-by-panel in the Facility Priority Summary.

PROW Sidewalk Corridor Compliance Summary

Item B.

Corridor

ARROWHEAD DR

Corridor Score & Severity

Score: 1
HIGH

Corridor Cost Summary

Facility Type		Cost
Sidewalk	$	208,965
Crosswalks	$	
Curb Ramps	$	14,900
Missing Ramps	$	0

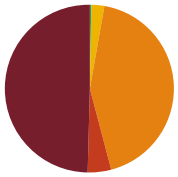

Sidewalk Barrier Priority Distribution

Priority	Percentage (%)
1	50%
2	5%
3	43%
4	3%
5	0%

Corridor Map

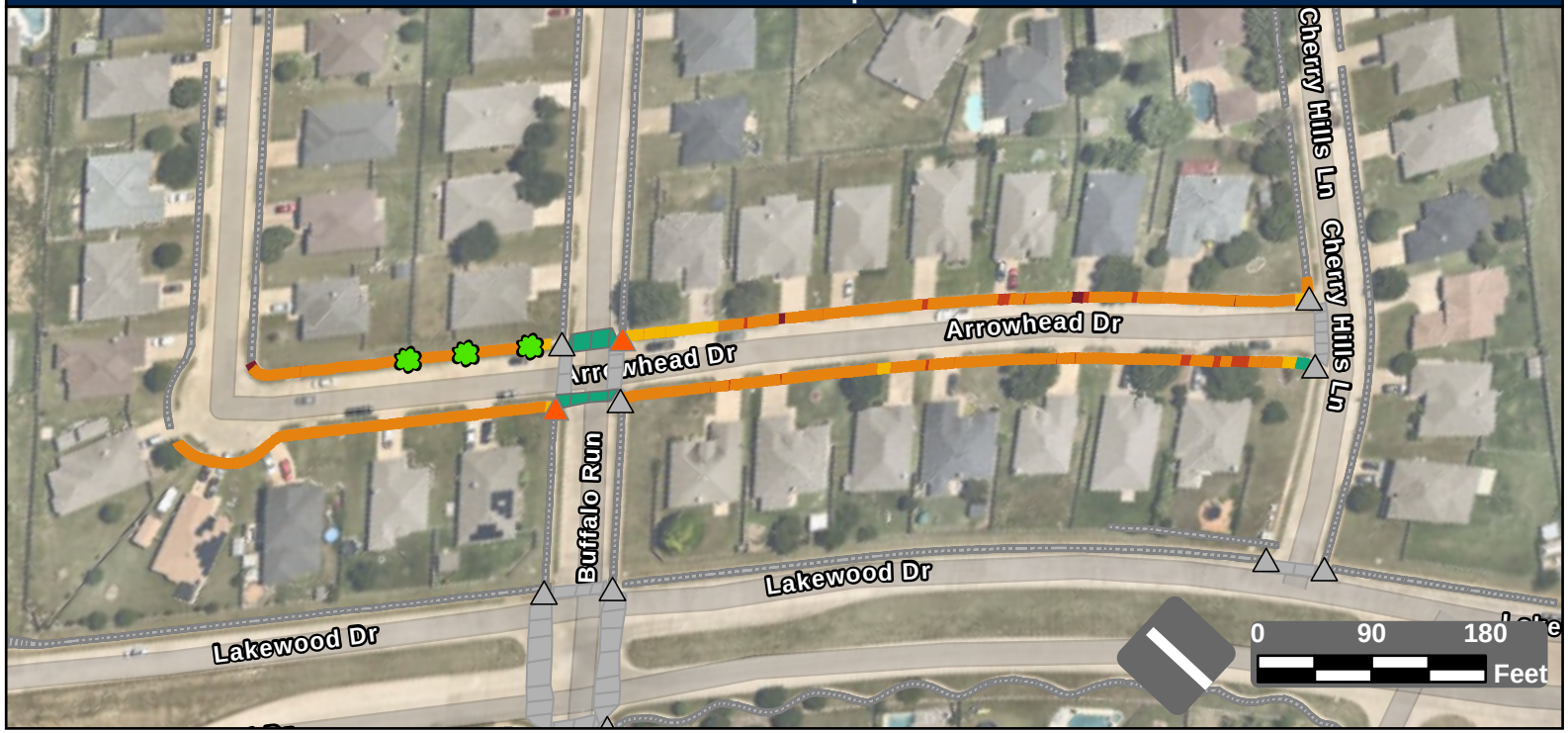

Facility Condition Summary

Sidewalks

Barrier Priority	Length (yd)		Cost
1	1,438	$	103,853
2	131	$	9,466
3	1,251	$	90,333
4	73	$	4,767
5	8	$	546
Total	2,900	$	208,965

Curb Ramps

Barrier Priority	Quantity		Cost
1	0	$	0
2	2	$	14,900
3	0	$	0
4	0	$	0
5	0	$	0
Total	2	$	14,900

Crosswalks

Barrier Priority	Length (yd)		Cost
1	0	$	0
2	0	$	0
3	0	$	0
4	0	$	0
5	129	$	
Total	129	$	

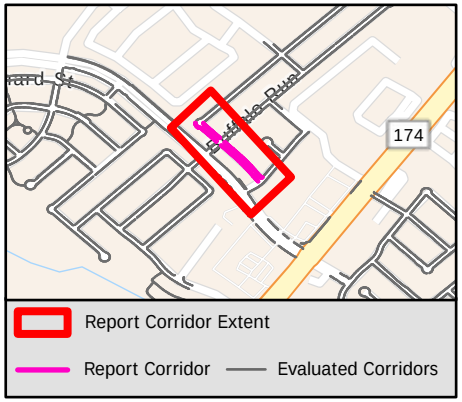

Sidewalk Barrier Summary

Pole	Quantity:	0
Fire Hydrant	Quantity:	0
Vault	Quantity:	0
Vegetation	Quantity:	3
Sign	Quantity:	0
Other	Quantity:	0

Missing Curb Ramps

Symbol	Quantity		Cost
	0	$	0

Curb Ramps Shown in Other Reports

Symbol	Quantity	Cost
	10	Other Report

Conceptual Budget Estimate Disclaimer

This "cost report" assigns a conceptual budget estimate to resolve non-compliance issues and was developed for planning purposes only. Kimley-Horn has no control over the cost of labor, materials, equipment, or over the Contractor's methods of determining prices or over competitive bidding or market conditions. Opinions of probable costs provided herein are based on the information known to Kimley-Horn at this time and represent only Kimley-Horn's judgment as a design professional familiar with the construction industry. Kimley-Horn cannot and does not guarantee that proposals, bids, or actual construction costs will not vary from its opinions of probable costs.

Sidewalk Barrier Conceptual Budget Summary

Sidewalk barriers are displayed for visual purposes only. Their associated costs are stored in the s yer, which is costed panel-by-panel in the Facility Priority Summary.

PROW Sidewalk Corridor Compliance Summary

Corridor

ARROWWOOD DR

Corridor Score & Severity

Score: 5

LOW

Corridor Cost Summary

Facility Type		Cost
Sidewalk	$	9,164
Crosswalks	$	0
Curb Ramps	$	29,800
Missing Ramps	$	0

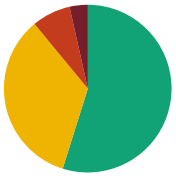

Sidewalk Barrier Priority Distribution

Priority	Percentage (%)
1	4%
2	7%
3	0%
4	34%
5	55%

Corridor Map

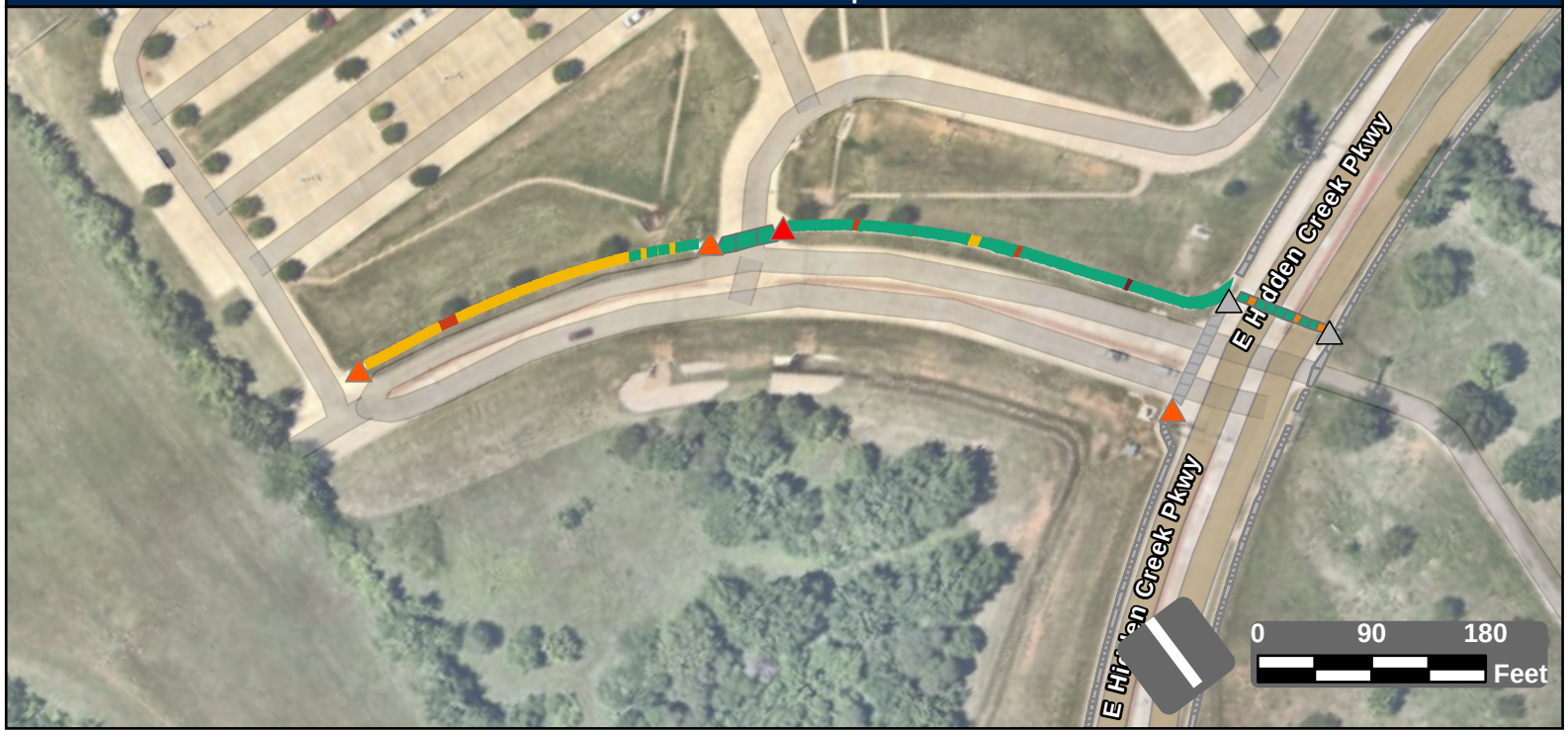

Facility Condition Summary

Sidewalks

Barrier Priority	Length (yd)		Cost
1	19	$	1,372
2	40	$	1,803
3	0	$	0
4	185	$	1,314
5	297	$	4,675
Total	542	$	9,164

Curb Ramps

Barrier Priority	Quantity		Cost
1	1	$	7,450
2	3	$	22,350
3	0	$	0
4	0	$	0
5	0	$	0
Total	4	$	29,800

Crosswalks

Barrier Priority	Length (yd)		Cost
1	0	$	0
2	0	$	0
3	23	$	0
4	0	$	0
5	178	$	0
Total	202	$	0

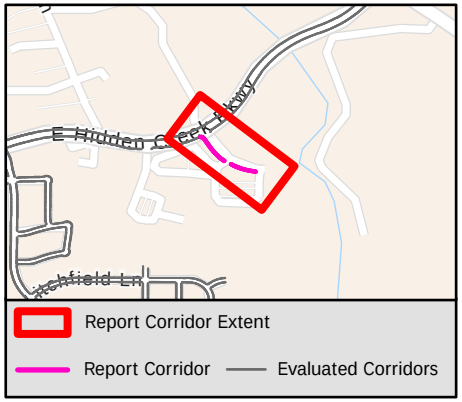

Sidewalk Barrier Summary

Pole	Quantity:	0
Fire Hydrant	Quantity:	0
Vault	Quantity:	0
Vegetation	Quantity:	0
Sign	Quantity:	0
Other	Quantity:	0

Missing Curb Ramps

Symbol	Quantity		Cost
	0	$	0

Curb Ramps Shown in Other Reports

Symbol	Quantity	Cost
	2	Other Report

Conceptual Budget Estimate Disclaimer

This "cost report" assigns a conceptual budget estimate to resolve non-compliance issues and was developed for planning purposes only. Kimley-Horn has no control over the cost of labor, materials, equipment, or over the Contractor's methods of determining prices or over competitive bidding or market conditions. Opinions of probable costs provided herein are based on the information known to Kimley-Horn at this time and represent only Kimley-Horn's judgment as a design professional familiar with the construction industry. Kimley-Horn cannot and does not guarantee that proposals, bids, or actual construction costs will not vary from its opinions of probable costs.

Sidewalk Barrier Conceptual Budget Summary

Sidewalk barriers are displayed for visual purposes only. Their associated costs are stored in the s yer, which is costed panel-by-panel in the Facility Priority Summary.

PROW Sidewalk Corridor Compliance Summary

Item B.

Corridor

AURORA HILLS TRL

Corridor Score & Severity

Score: 3

MEDIUM

Corridor Cost Summary

Facility Type		Cost
Sidewalk	$	42,716
Crosswalks	$	11,260
Curb Ramps	$	17,850
Missing Ramps	$	0

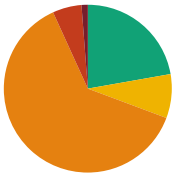

Sidewalk Barrier Priority Distribution

Priority	Percentage (%)
1	1%
2	6%
3	62%
4	8%
5	22%

Corridor Map

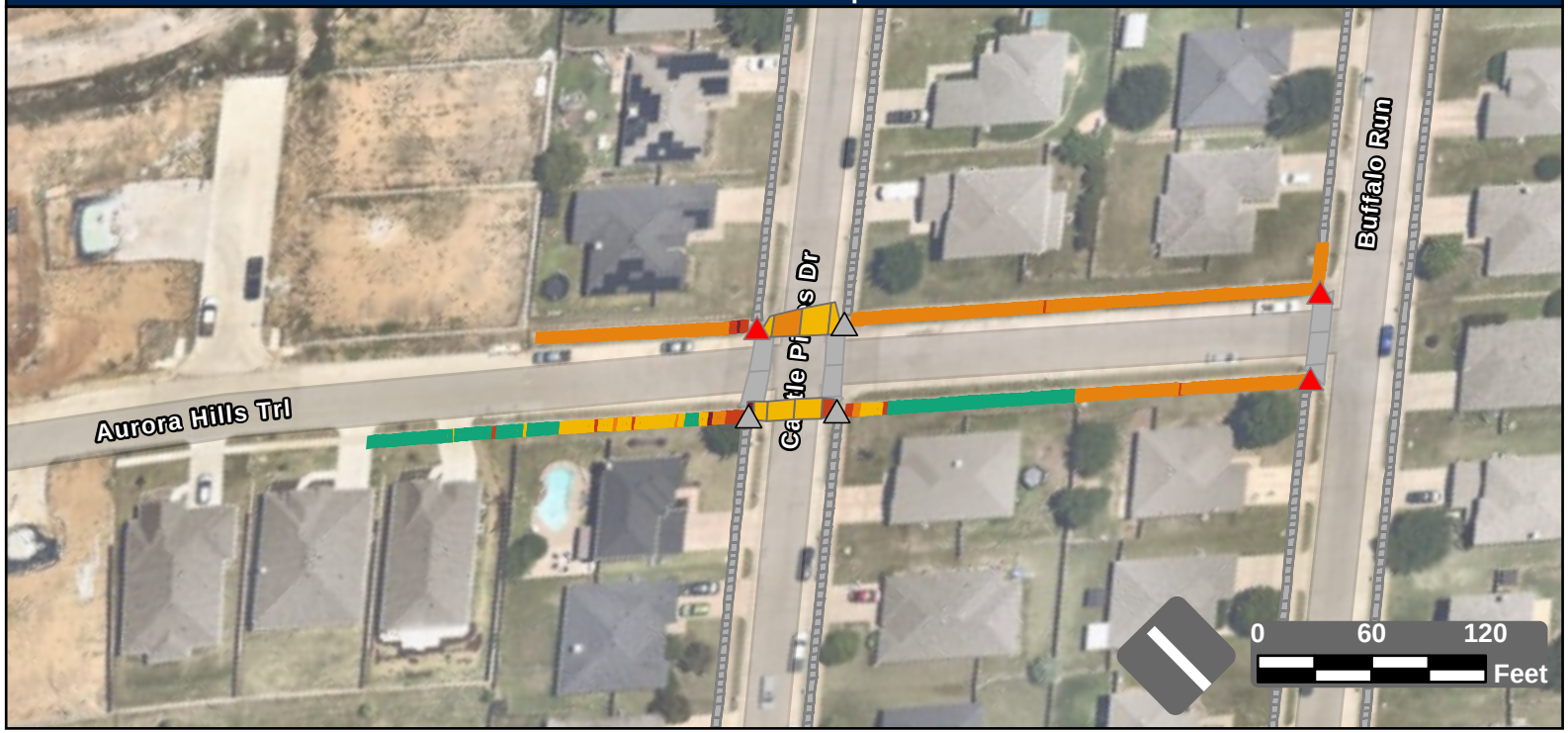

Facility Condition Summary

Sidewalks

Barrier Priority	Length (yd)		Cost
1	9	$	635
2	41	$	2,777
3	454	$	32,812
4	62	$	4,446
5	162	$	2,045
Total	727	$	42,716

Curb Ramps

Barrier Priority	Quantity		Cost
1	3	$	17,850
2	0	$	0
3	0	$	0
4	0	$	0
5	0	$	0
Total	3	$	17,850

Crosswalks

Barrier Priority	Length (yd)		Cost
1	7	$	656
2	6	$	1,144
3	19	$	1,893
4	76	$	7,568
5	0	$	0
Total	108	$	11,260

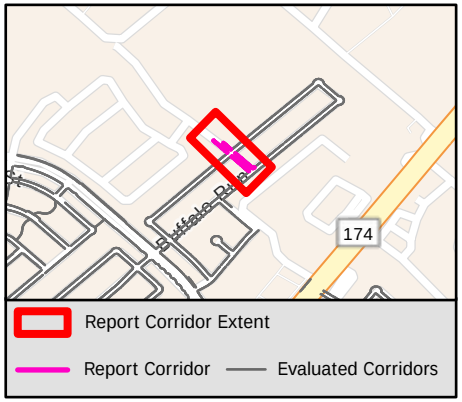

Sidewalk Barrier Summary

Pole	Quantity:	0
Fire Hydrant	Quantity:	0
Vault	Quantity:	0
Vegetation	Quantity:	0
Sign	Quantity:	0
Other	Quantity:	0

Missing Curb Ramps

Symbol	Quantity		Cost
	0	$	0

Curb Ramps Shown in Other Reports

Symbol	Quantity	Cost
	3	Other Report

Conceptual Budget Estimate Disclaimer

This "cost report" assigns a conceptual budget estimate to resolve non-compliance issues and was developed for planning purposes only. Kimley-Horn has no control over the cost of labor, materials, equipment, or over the Contractor's methods of determining prices or over competitive bidding or market conditions. Opinions of probable costs provided herein are based on the information known to Kimley-Horn at this time and represent only Kimley-Horn's judgment as a design professional familiar with the construction industry. Kimley-Horn cannot and does not guarantee that proposals, bids, or actual construction costs will not vary from its opinions of probable costs.

Sidewalk Barrier Conceptual Budget Summary

Sidewalk barriers are displayed for visual purposes only. Their associated costs are stored in the s yer, which is costed panel-by-panel in the Facility Priority Summary.

1660

PROW Sidewalk Corridor Compliance Summary

Corridor

AUTRY DR

Corridor Score & Severity

Score: 4

MEDIUM

Corridor Cost Summary

Facility Type		Cost
Sidewalk	$	2,724
Crosswalks	$	0
Curb Ramps	$	0
Missing Ramps	$	0

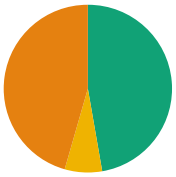

Sidewalk Barrier Priority Distribution

Priority	Percentage (%)
1	0%
2	0%
3	46%
4	7%
5	47%

Corridor Map



Facility Condition Summary

Sidewalks

Barrier Priority	Length (yd)		Cost
1	0	$	0
2	0	$	0
3	29	$	2,090
4	5	$	331
5	30	$	303
Total	64	$	2,724

Curb Ramps

Barrier Priority	Quantity		Cost
1	0	$	0
2	0	$	0
3	0	$	0
4	0	$	0
5	0	$	0
Total	0	$	0

Crosswalks

Barrier Priority	Length (yd)		Cost
1	0	$	0
2	0	$	0
3	0	$	0
4	0	$	0
5	0	$	0
Total	0	$	0

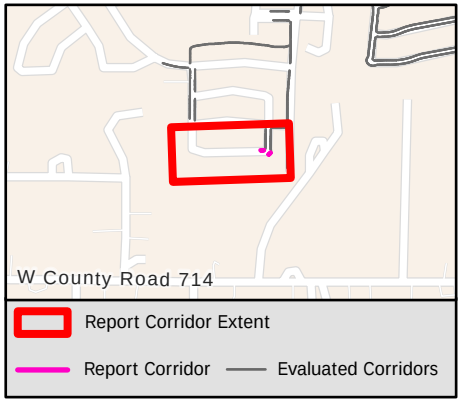

Sidewalk Barrier Summary

Pole	Quantity:	0
Fire Hydrant	Quantity:	0
Vault	Quantity:	0
Vegetation	Quantity:	0
Sign	Quantity:	0
Other	Quantity:	0

Missing Curb Ramps

Symbol	Quantity		Cost
	0	$	0

Curb Ramps Shown in Other Reports

Symbol	Quantity	Cost
	6	Other Report

Conceptual Budget Estimate Disclaimer

This "cost report" assigns a conceptual budget estimate to resolve non-compliance issues and was developed for planning purposes only. Kimley-Horn has no control over the cost of labor, materials, equipment, or over the Contractor's methods of determining prices or over competitive bidding or market conditions. Opinions of probable costs provided herein are based on the information known to Kimley-Horn at this time and represent only Kimley-Horn's judgment as a design professional familiar with the construction industry. Kimley-Horn cannot and does not guarantee that proposals, bids, or actual construction costs will not vary from its opinions of probable costs.

Sidewalk Barrier Conceptual Budget Summary

Sidewalk barriers are displayed for visual purposes only. Their associated costs are stored in the s yer, which is costed panel-by-panel in the Facility Priority Summary.

PROW Sidewalk Corridor Compliance Summary

Corridor

AZALEA CT

Corridor Score & Severity

Score: 4

MEDIUM

Corridor Cost Summary

Facility Type		Cost
Sidewalk	$	94,328
Crosswalks	$	14,058
Curb Ramps	$	26,850
Missing Ramps	$	14,000

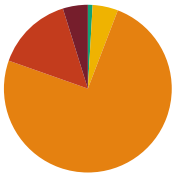

Sidewalk Barrier Priority Distribution

Priority	Percentage (%)
1	5%
2	15%
3	75%
4	5%
5	1%

Corridor Map

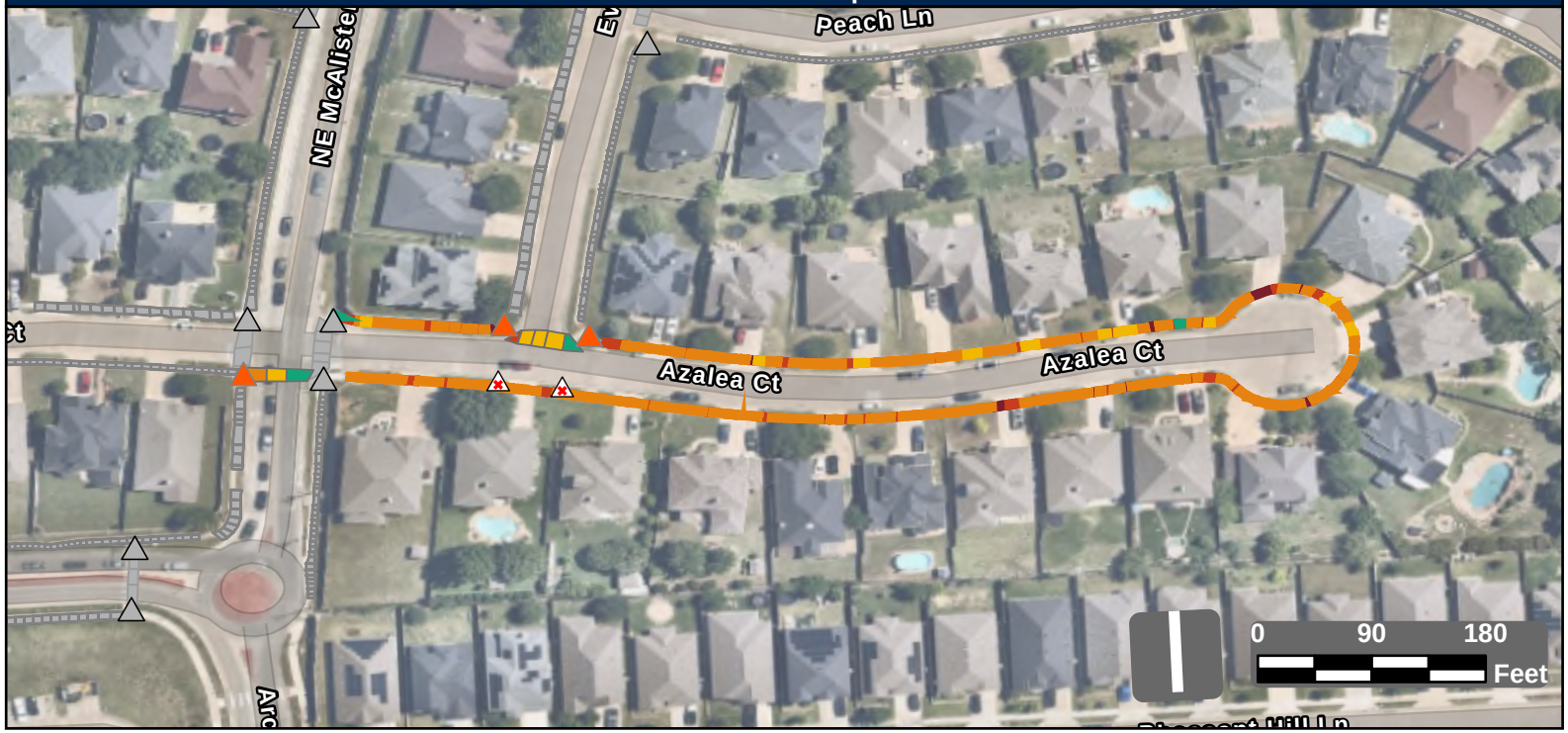

Facility Condition Summary

Sidewalks

Barrier Priority	Length (yd)		Cost
1	65	$	4,679
2	198	$	14,319
3	1,002	$	72,387
4	66	$	2,680
5	12	$	263
Total	1,343	$	94,328

Curb Ramps

Barrier Priority	Quantity		Cost
1	0	$	0
2	3	$	26,850
3	0	$	0
4	0	$	0
5	0	$	0
Total	3	$	26,850

Crosswalks

Barrier Priority	Length (yd)		Cost
1	0	$	0
2	6	$	1,187
3	20	$	4,617
4	61	$	8,254
5	31	$	0
Total	118	$	14,058

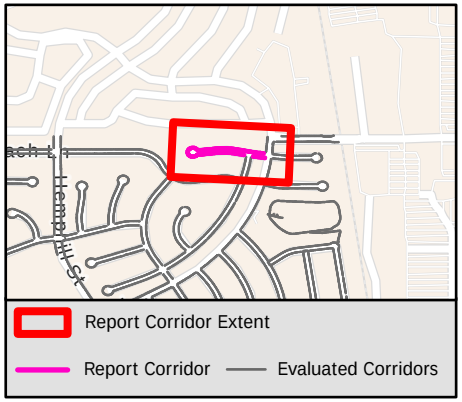

Sidewalk Barrier Summary

Pole	Quantity:	0
Fire Hydrant	Quantity:	0
Vault	Quantity:	0
Vegetation	Quantity:	0
Sign	Quantity:	0
Other	Quantity:	0

Missing Curb Ramps

Symbol	Quantity		Cost
	2	$	14,000

Curb Ramps Shown in Other Reports

Symbol	Quantity	Cost
	7	Other Report

Conceptual Budget Estimate Disclaimer

This "cost report" assigns a conceptual budget estimate to resolve non-compliance issues and was developed for planning purposes only. Kimley-Horn has no control over the cost of labor, materials, equipment, or over the Contractor's methods of determining prices or over competitive bidding or market conditions. Opinions of probable costs provided herein are based on the information known to Kimley-Horn at this time and represent only Kimley-Horn's judgment as a design professional familiar with the construction industry. Kimley-Horn cannot and does not guarantee that proposals, bids, or actual construction costs will not vary from its opinions of probable costs.

Sidewalk Barrier Conceptual Budget Summary

Sidewalk barriers are displayed for visual purposes only. Their associated costs are stored in the s yer, which is costed panel-by-panel in the Facility Priority Summary.

PROW Sidewalk Corridor Compliance Summary

Corridor

AZUR MEADOWS DR

Corridor Score & Severity

Score: 4

MEDIUM

Corridor Cost Summary

Facility Type		Cost
Sidewalk	$	56,650
Crosswalks	$	6,406
Curb Ramps	$	11,900
Missing Ramps	$	21,000

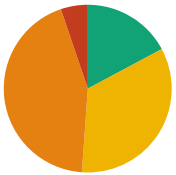

Sidewalk Barrier Priority Distribution

Priority	Percentage (%)
1	0%
2	5%
3	44%
4	34%
5	17%

Corridor Map

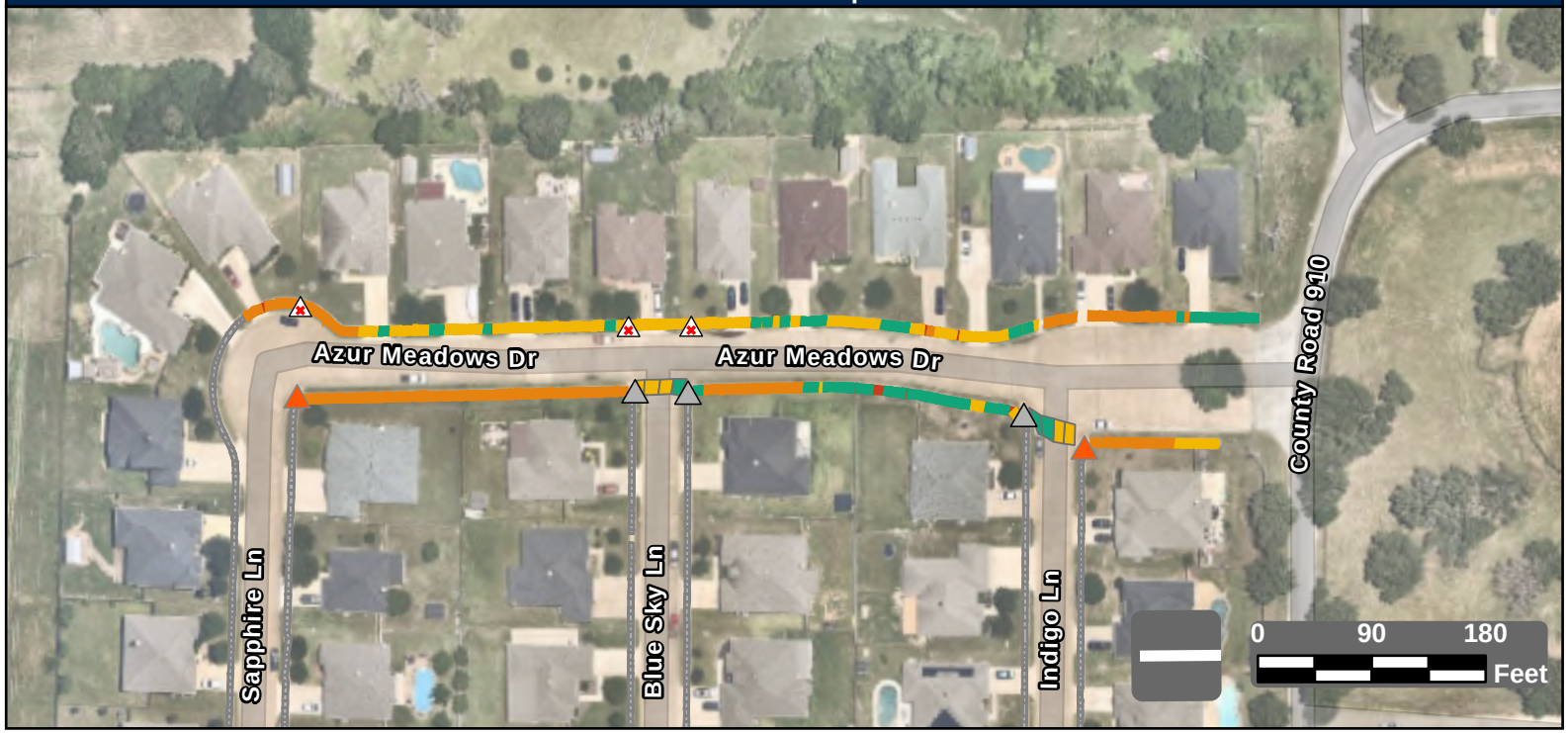

Facility Condition Summary

Sidewalks

Barrier Priority	Length (yd)		Cost
1	0	$	0
2	64	$	3,564
3	535	$	38,609
4	416	$	7,187
5	210	$	7,290
Total	1,225	$	56,650

Curb Ramps

Barrier Priority	Quantity		Cost
1	0	$	0
2	2	$	11,900
3	0	$	0
4	0	$	0
5	0	$	0
Total	2	$	11,900

Crosswalks

Barrier Priority	Length (yd)		Cost
1	0	$	0
2	0	$	0
3	0	$	0
4	64	$	6,406
5	37	$	
Total	102	$	6,406

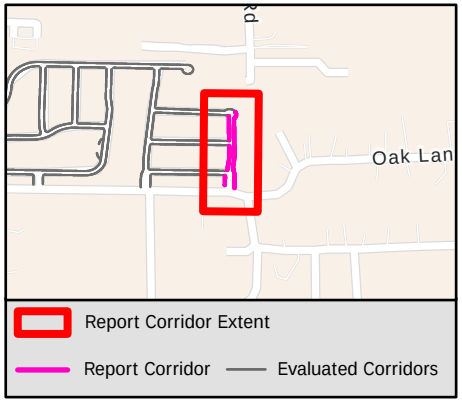

Sidewalk Barrier Summary

Pole	Quantity:	0
Fire Hydrant	Quantity:	0
Vault	Quantity:	0
Vegetation	Quantity:	0
Sign	Quantity:	0
Other	Quantity:	0

Missing Curb Ramps

Symbol	Quantity		Cost
	3	$	21,000

Curb Ramps Shown in Other Reports

Symbol	Quantity	Cost
	3	Other Report

Conceptual Budget Estimate Disclaimer

This "cost report" assigns a conceptual budget estimate to resolve non-compliance issues and was developed for planning purposes only. Kimley-Horn has no control over the cost of labor, materials, equipment, or over the Contractor's methods of determining prices or over competitive bidding or market conditions. Opinions of probable costs provided herein are based on the information known to Kimley-Horn at this time and represent only Kimley-Horn's judgment as a design professional familiar with the construction industry. Kimley-Horn cannot and does not guarantee that proposals, bids, or actual construction costs will not vary from its opinions of probable costs.

Sidewalk Barrier Conceptual Budget Summary

Sidewalk barriers are displayed for visual purposes only. Their associated costs are stored in the s yer, which is costed panel-by-panel in the Facility Priority Summary.

PROW Sidewalk Corridor Compliance Summary

Corridor

BALDRIDGE RD

Corridor Score & Severity

Score: 3
MEDIUM

Corridor Cost Summary

Facility Type		Cost
Sidewalk	$	0
Crosswalks	$	0
Curb Ramps	$	14,900
Missing Ramps	$	0

Sidewalk Barrier Priority Distribution

Priority	Percentage (%)
1	%
2	%
3	%
4	%
5	%

Corridor Map



Facility Condition Summary

Sidewalks

Barrier Priority	Length (yd)		Cost
1	0	$	0
2	0	$	0
3	0	$	0
4	0	$	0
5	0	$	0
Total	0	$	0

Curb Ramps

Barrier Priority	Quantity		Cost
1	0	$	0
2	0	$	0
3	2	$	14,900
4	0	$	0
5	0	$	0
Total	2	$	14,900

Crosswalks

Barrier Priority	Length (yd)		Cost
1	0	$	0
2	0	$	0
3	0	$	0
4	0	$	0
5	0	$	0
Total	0	$	0

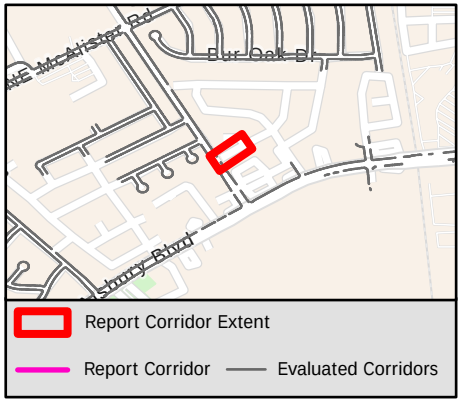

Sidewalk Barrier Summary

Pole	Quantity:	0
Fire Hydrant	Quantity:	0
Vault	Quantity:	0
Vegetation	Quantity:	0
Sign	Quantity:	0
Other	Quantity:	0

Missing Curb Ramps

Symbol	Quantity		Cost
	0	$	0

Curb Ramps Shown in Other Reports

Symbol	Quantity	Cost
	0	Other Report

Conceptual Budget Estimate Disclaimer

This "cost report" assigns a conceptual budget estimate to resolve non-compliance issues and was developed for planning purposes only. Kimley-Horn has no control over the cost of labor, materials, equipment, or over the Contractor's methods of determining prices or over competitive bidding or market conditions. Opinions of probable costs provided herein are based on the information known to Kimley-Horn at this time and represent only Kimley-Horn's judgment as a design professional familiar with the construction industry. Kimley-Horn cannot and does not guarantee that proposals, bids, or actual construction costs will not vary from its opinions of probable costs.

Sidewalk Barrier Conceptual Budget Summary

Sidewalk barriers are displayed for visual purposes only. Their associated costs are stored in the s ver, which is costed panel-by-panel in the Facility Priority Summary.

PROW Sidewalk Corridor Compliance Summary

Corridor

BARBARA JEAN CT

Corridor Score & Severity

Score: 3

MEDIUM

Corridor Cost Summary

Facility Type		Cost
Sidewalk	$	19,380
Crosswalks	$	0
Curb Ramps	$	0
Missing Ramps	$	0

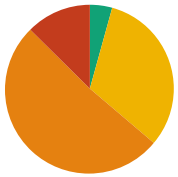

Sidewalk Barrier Priority Distribution

Priority	Percentage (%)
1	0%
2	13%
3	51%
4	32%
5	4%

Corridor Map

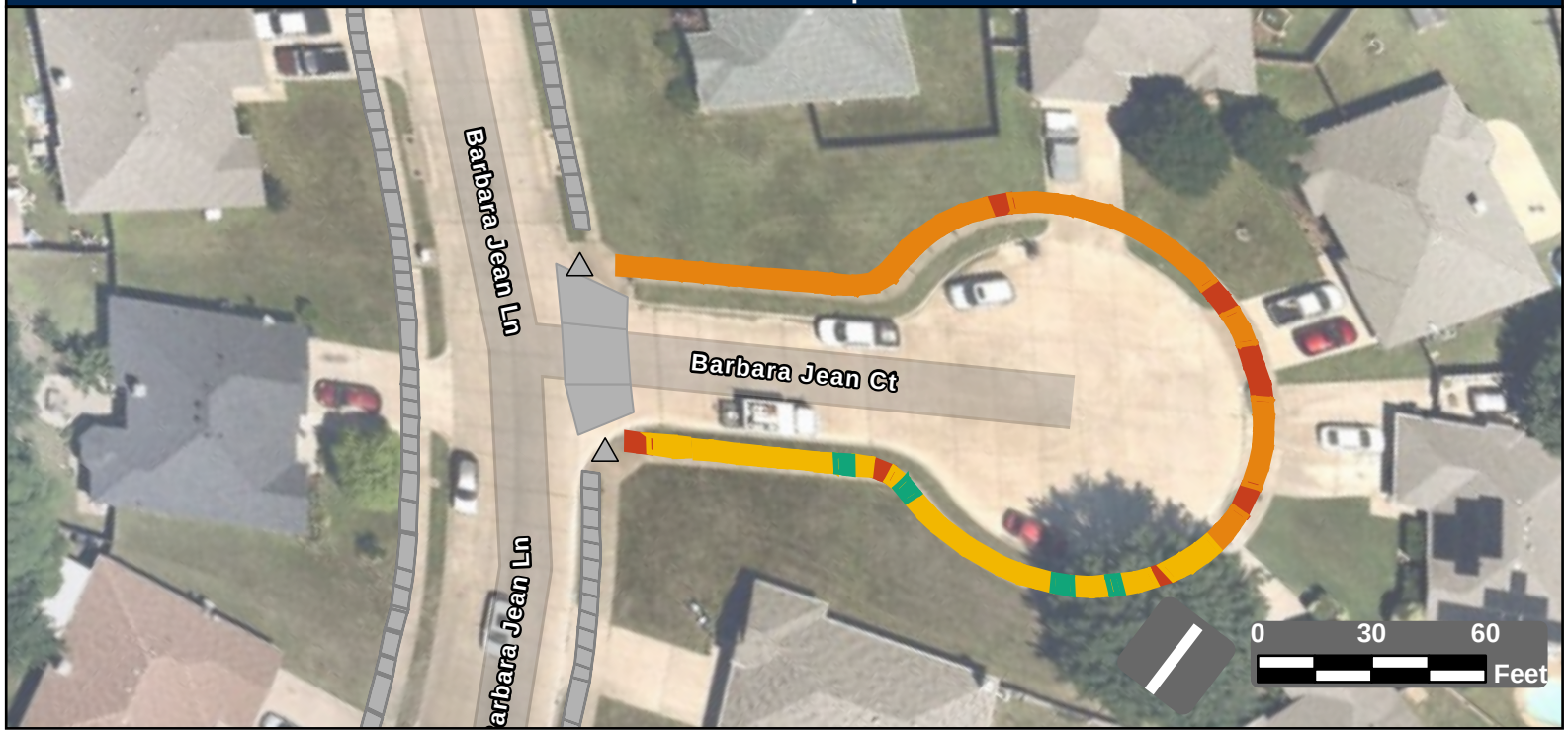

Facility Condition Summary

Sidewalks

Barrier Priority	Length (yd)		Cost
1	0	$	0
2	48	$	3,197
3	196	$	14,146
4	122	$	852
5	16	$	1,185
Total	382	$	19,380

Curb Ramps

Barrier Priority	Quantity		Cost
1	0	$	0
2	0	$	0
3	0	$	0
4	0	$	0
5	0	$	0
Total	0	$	0

Crosswalks

Barrier Priority	Length (yd)		Cost
1	0	$	0
2	0	$	0
3	0	$	0
4	0	$	0
5	0	$	0
Total	0	$	0

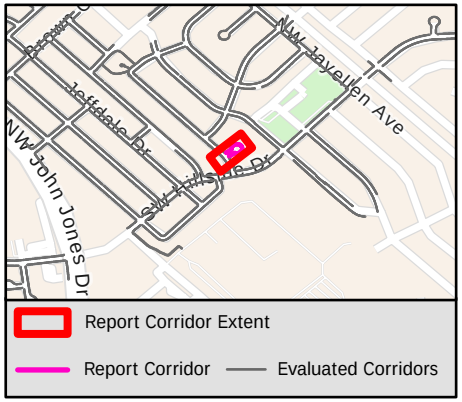

Sidewalk Barrier Summary

Pole	Quantity:	0
Fire Hydrant	Quantity:	0
Vault	Quantity:	0
Vegetation	Quantity:	0
Sign	Quantity:	0
Other	Quantity:	0

Missing Curb Ramps

Symbol	Quantity		Cost
	0	$	0

Curb Ramps Shown in Other Reports

Symbol	Quantity	Cost
	2	Other Report

Conceptual Budget Estimate Disclaimer

This "cost report" assigns a conceptual budget estimate to resolve non-compliance issues and was developed for planning purposes only. Kimley-Horn has no control over the cost of labor, materials, equipment, or over the Contractor's methods of determining prices or over competitive bidding or market conditions. Opinions of probable costs provided herein are based on the information known to Kimley-Horn at this time and represent only Kimley-Horn's judgment as a design professional familiar with the construction industry. Kimley-Horn cannot and does not guarantee that proposals, bids, or actual construction costs will not vary from its opinions of probable costs.

Sidewalk Barrier Conceptual Budget Summary

Sidewalk barriers are displayed for visual purposes only. Their associated costs are stored in the s yer, which is costed panel-by-panel in the Facility Priority Summary.

PROW Sidewalk Corridor Compliance Summary

Corridor

BARBARA JEAN LN

Corridor Score & Severity

Score: 4

MEDIUM

Corridor Cost Summary

Facility Type		Cost
Sidewalk	$	195,695
Crosswalks	$	7,237
Curb Ramps	$	31,300
Missing Ramps	$	21,000

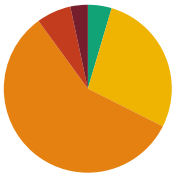

Sidewalk Barrier Priority Distribution

Priority	Percentage (%)
1	3%
2	7%
3	58%
4	28%
5	5%

Corridor Map

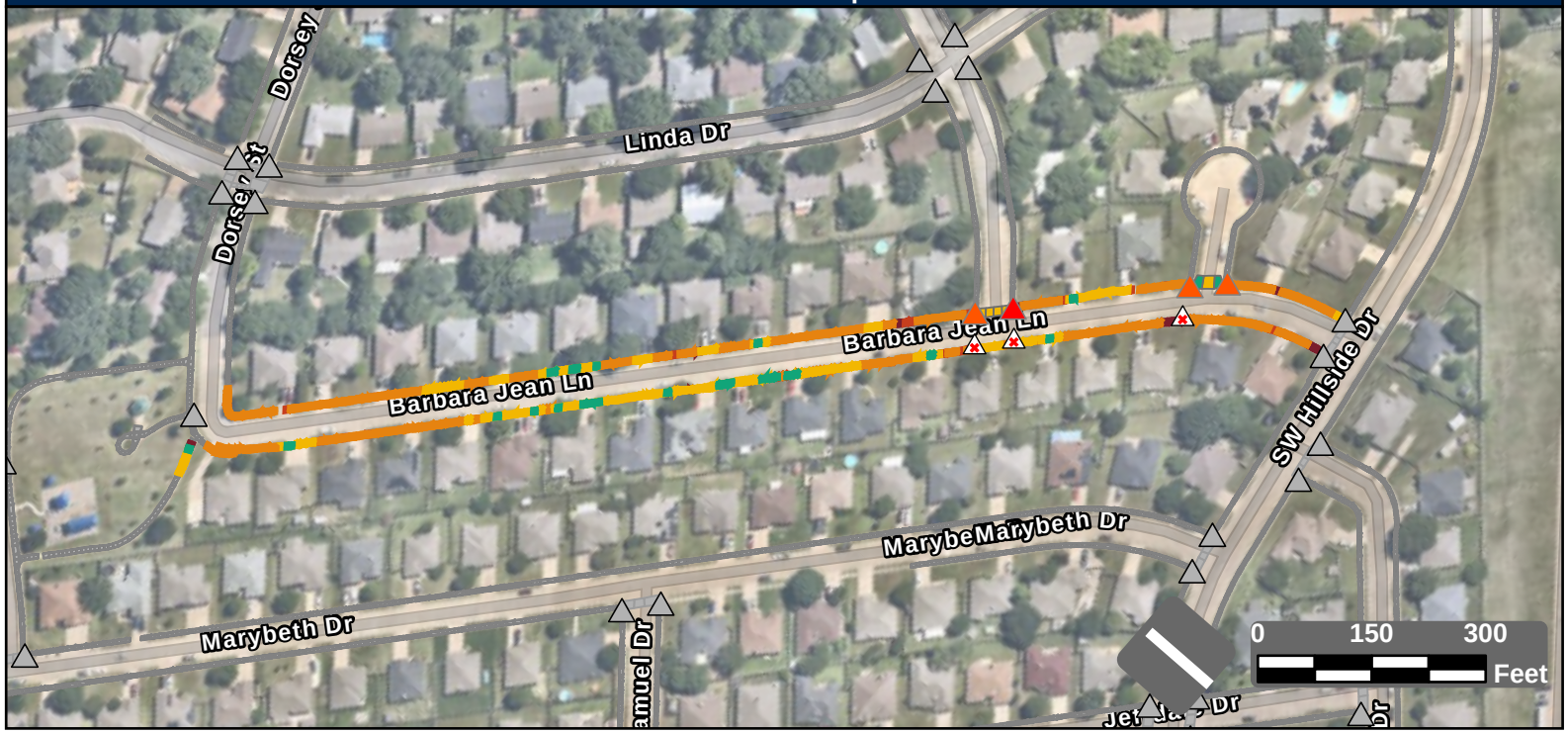

Facility Condition Summary

Sidewalks

Barrier Priority	Length (yd)		Cost
1	101	$	7,298
2	202	$	14,270
3	1,740	$	125,649
4	841	$	38,776
5	139	$	9,702
Total	3,023	$	195,695

Curb Ramps

Barrier Priority	Quantity		Cost
1	1	$	7,450
2	3	$	23,850
3	0	$	0
4	0	$	0
5	0	$	0
Total	4	$	31,300

Crosswalks

Barrier Priority	Length (yd)		Cost
1	0	$	0
2	0	$	0
3	0	$	0
4	73	$	7,237
5	39	$	
Total	111	$	7,237

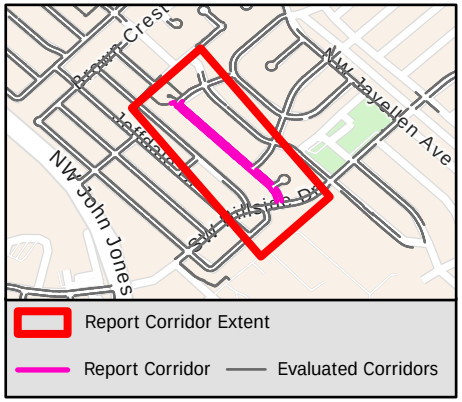

Sidewalk Barrier Summary

Pole	Quantity:	0
Fire Hydrant	Quantity:	0
Vault	Quantity:	0
Vegetation	Quantity:	0
Sign	Quantity:	0
Other	Quantity:	0

Missing Curb Ramps

Symbol	Quantity		Cost
	3	$	21,000

Curb Ramps Shown in Other Reports

Symbol	Quantity	Cost
	24	Other Report

Conceptual Budget Estimate Disclaimer

This "cost report" assigns a conceptual budget estimate to resolve non-compliance issues and was developed for planning purposes only. Kimley-Horn has no control over the cost of labor, materials, equipment, or over the Contractor's methods of determining prices or over competitive bidding or market conditions. Opinions of probable costs provided herein are based on the information known to Kimley-Horn at this time and represent only Kimley-Horn's judgment as a design professional familiar with the construction industry. Kimley-Horn cannot and does not guarantee that proposals, bids, or actual construction costs will not vary from its opinions of probable costs.

Sidewalk Barrier Conceptual Budget Summary

Sidewalk barriers are displayed for visual purposes only. Their associated costs are stored in the s yer, which is costed panel-by-panel in the Facility Priority Summary.

PROW Sidewalk Corridor Compliance Summary

Corridor

BARBERRY DR

Corridor Score & Severity

Score: 5

LOW

Corridor Cost Summary

Facility Type		Cost
Sidewalk	$	134,943
Crosswalks	$	0
Curb Ramps	$	16,800
Missing Ramps	$	0

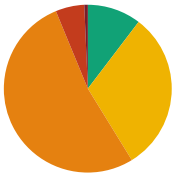

Sidewalk Barrier Priority Distribution

Priority	Percentage (%)
1	1%
2	6%
3	53%
4	31%
5	10%

Corridor Map



Facility Condition Summary

Sidewalks

Barrier Priority	Length (yd)		Cost
1	19	$	1,350
2	150	$	9,975
3	1,422	$	102,729
4	836	$	12,370
5	280	$	8,519
Total	2,707	$	134,943

Curb Ramps

Barrier Priority	Quantity		Cost
1	0	$	0
2	0	$	0
3	4	$	16,800
4	0	$	0
5	0	$	0
Total	4	$	16,800

Crosswalks

Barrier Priority	Length (yd)		Cost
1	0	$	0
2	0	$	0
3	9	$	0
4	0	$	0
5	103	$	
Total	112	$	0

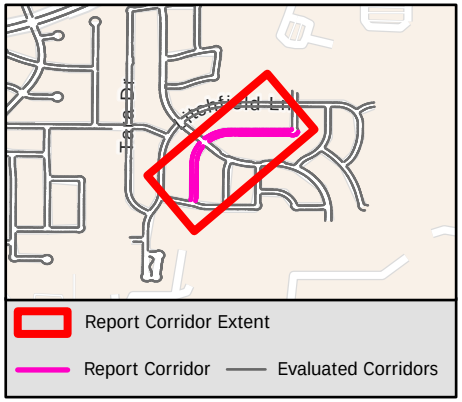

Sidewalk Barrier Summary

Pole	Quantity:	0
Fire Hydrant	Quantity:	0
Vault	Quantity:	0
Vegetation	Quantity:	0
Sign	Quantity:	0
Other	Quantity:	0

Missing Curb Ramps

Symbol	Quantity		Cost
	0	$	0

Curb Ramps Shown in Other Reports

Symbol	Quantity	Cost
	12	Other Report

Conceptual Budget Estimate Disclaimer

This "cost report" assigns a conceptual budget estimate to resolve non-compliance issues and was developed for planning purposes only. Kimley-Horn has no control over the cost of labor, materials, equipment, or over the Contractor's methods of determining prices or over competitive bidding or market conditions. Opinions of probable costs provided herein are based on the information known to Kimley-Horn at this time and represent only Kimley-Horn's judgment as a design professional familiar with the construction industry. Kimley-Horn cannot and does not guarantee that proposals, bids, or actual construction costs will not vary from its opinions of probable costs.

Sidewalk Barrier Conceptual Budget Summary

Sidewalk barriers are displayed for visual purposes only. Their associated costs are stored in the s yer, which is costed panel-by-panel in the Facility Priority Summary.

PROW Sidewalk Corridor Compliance Summary

Corridor

BARKRIDGE CT

Corridor Score & Severity

Score: 3
MEDIUM

Corridor Cost Summary

Facility Type		Cost
Sidewalk	$	21,291
Crosswalks	$	0
Curb Ramps	$	0
Missing Ramps	$	0

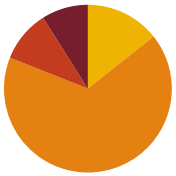

Sidewalk Barrier Priority Distribution

Priority	Percentage (%)
1	9%
2	10%
3	67%
4	14%
5	0%

Corridor Map

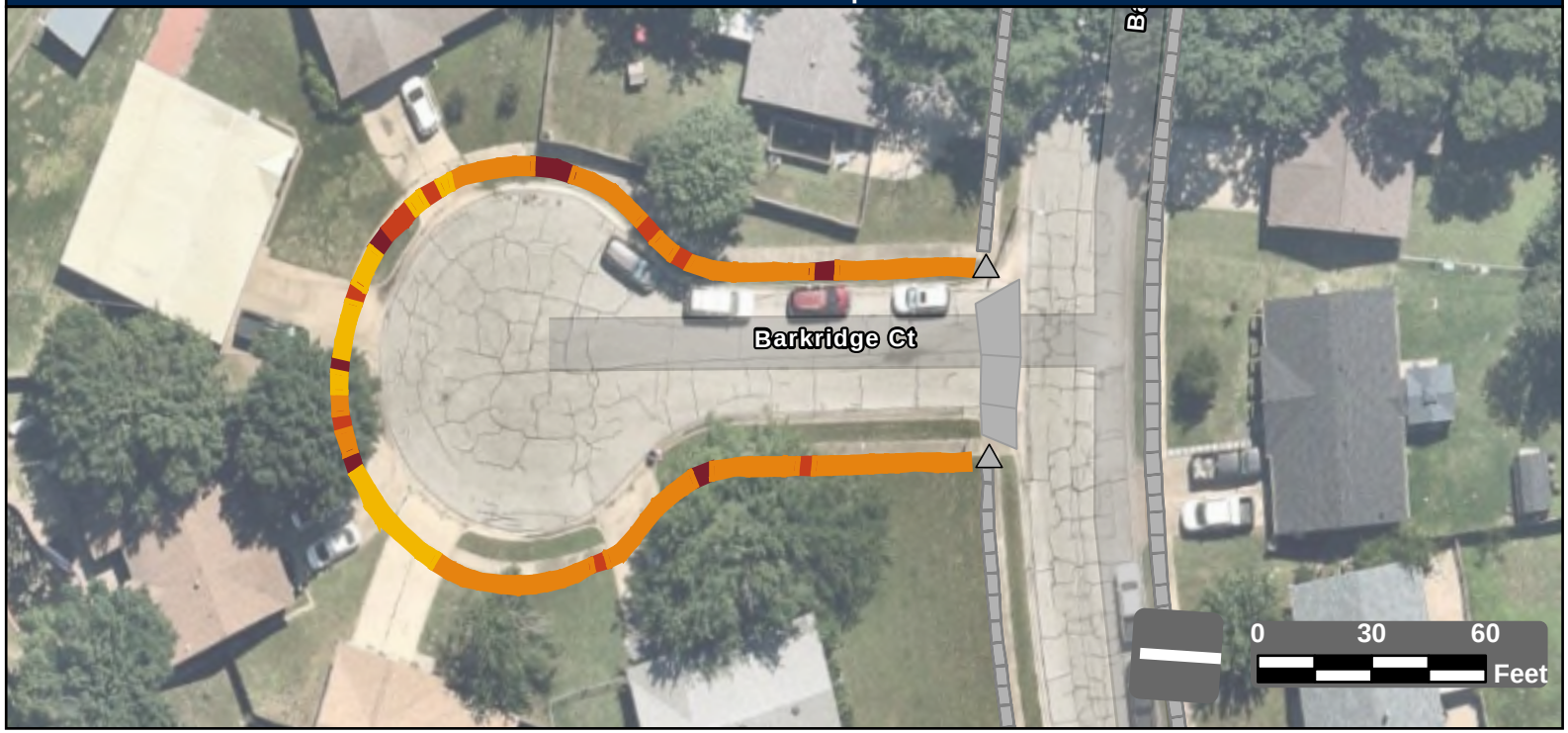

Facility Condition Summary

Sidewalks

Barrier Priority	Length (yd)		Cost
1	30	$	2,091
2	34	$	2,204
3	226	$	16,307
4	48	$	689
5	0	$	0
Total	339	$	21,291

Curb Ramps

Barrier Priority	Quantity		Cost
1	0	$	0
2	0	$	0
3	0	$	0
4	0	$	0
5	0	$	0
Total	0	$	0

Crosswalks

Barrier Priority	Length (yd)		Cost
1	0	$	0
2	0	$	0
3	0	$	0
4	0	$	0
5	0	$	0
Total	0	$	0

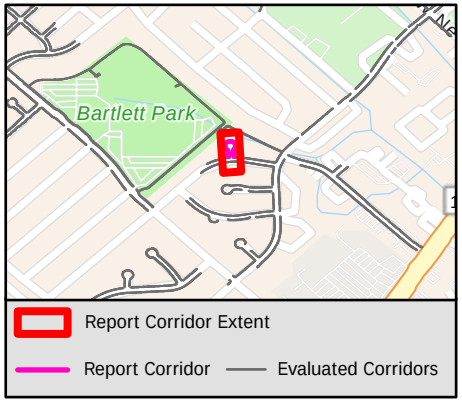

Sidewalk Barrier Summary

Pole	Quantity:	0
Fire Hydrant	Quantity:	0
Vault	Quantity:	0
Vegetation	Quantity:	0
Sign	Quantity:	0
Other	Quantity:	0

Missing Curb Ramps

Symbol	Quantity		Cost
	0	$	0

Curb Ramps Shown in Other Reports

Symbol	Quantity	Cost
	2	Other Report

Conceptual Budget Estimate Disclaimer

This "cost report" assigns a conceptual budget estimate to resolve non-compliance issues and was developed for planning purposes only. Kimley-Horn has no control over the cost of labor, materials, equipment, or over the Contractor's methods of determining prices or over competitive bidding or market conditions. Opinions of probable costs provided herein are based on the information known to Kimley-Horn at this time and represent only Kimley-Horn's judgment as a design professional familiar with the construction industry. Kimley-Horn cannot and does not guarantee that proposals, bids, or actual construction costs will not vary from its opinions of probable costs.

Sidewalk Barrier Conceptual Budget Summary

Sidewalk barriers are displayed for visual purposes only. Their associated costs are stored in the s yer, which is costed panel-by-panel in the Facility Priority Summary.

PROW Sidewalk Corridor Compliance Summary

Corridor

BARKRIDGE TRL

Corridor Score & Severity

Score: 4

MEDIUM

Corridor Cost Summary

Facility Type		Cost
Sidewalk	$	79,765
Crosswalks	$	4,124
Curb Ramps	$	14,900
Missing Ramps	$	14,000

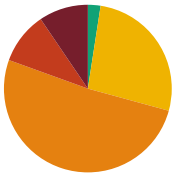

Sidewalk Barrier Priority Distribution

Priority	Percentage (%)
1	9%
2	10%
3	51%
4	27%
5	2%

Corridor Map

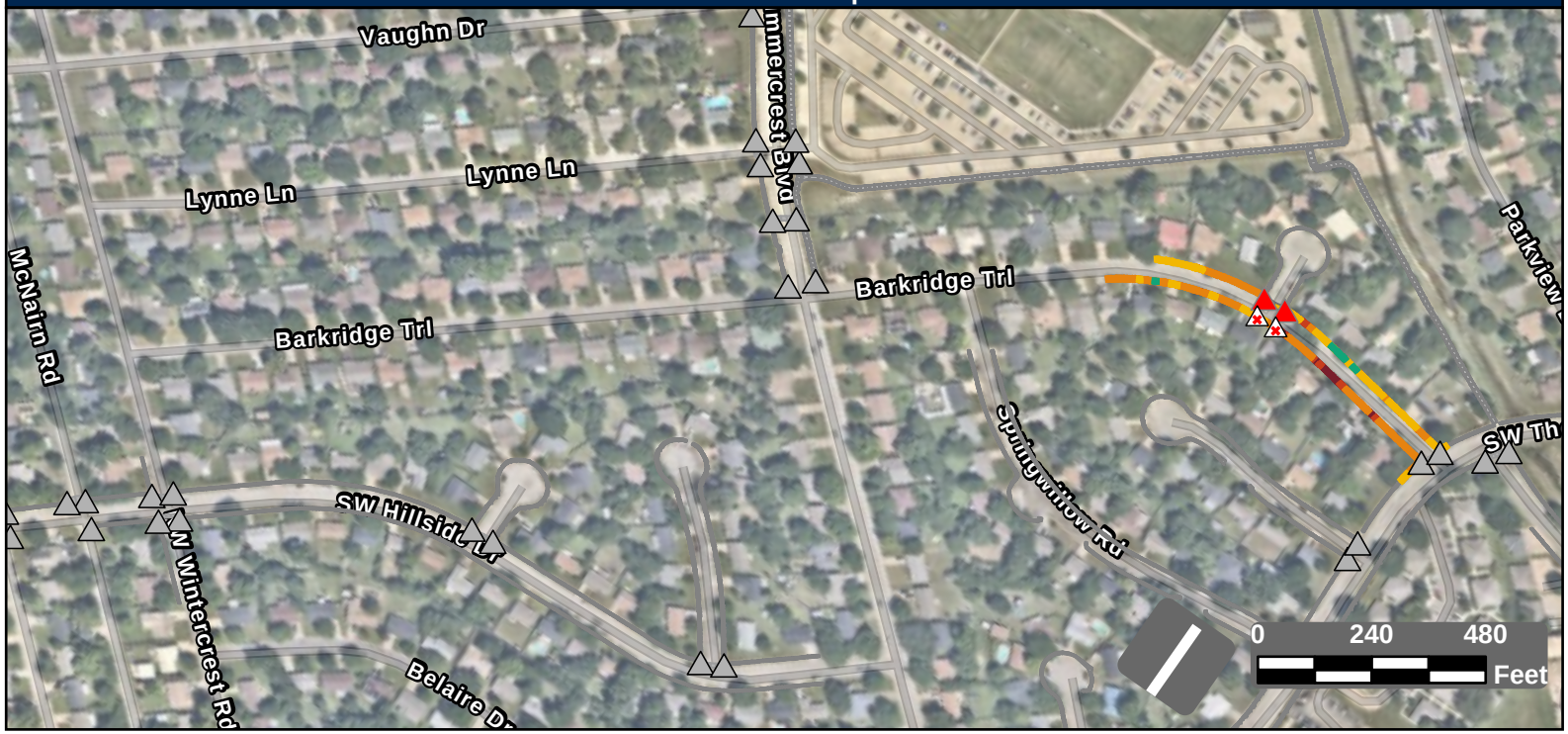

Facility Condition Summary

Sidewalks

Barrier Priority	Length (yd)		Cost
1	113	$	8,049
2	119	$	8,408
3	612	$	44,188
4	320	$	17,026
5	29	$	2,095
Total	1,194	$	79,765

Curb Ramps

Barrier Priority	Quantity		Cost
1	2	$	14,900
2	0	$	0
3	0	$	0
4	0	$	0
5	0	$	0
Total	2	$	14,900

Crosswalks

Barrier Priority	Length (yd)		Cost
1	0	$	0
2	0	$	0
3	9	$	875
4	33	$	3,249
5	0	$	0
Total	41	$	4,124

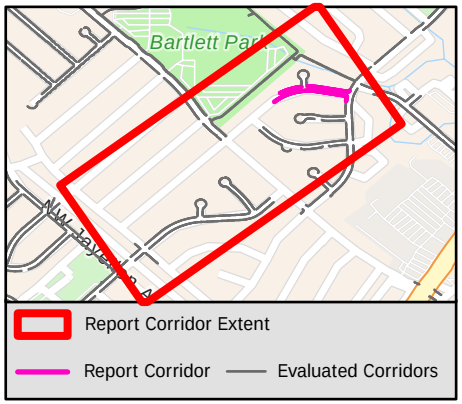

Sidewalk Barrier Summary

Pole	Quantity:	0
Fire Hydrant	Quantity:	0
Vault	Quantity:	0
Vegetation	Quantity:	0
Sign	Quantity:	0
Other	Quantity:	0

Missing Curb Ramps

Symbol	Quantity		Cost
	2	$	14,000

Curb Ramps Shown in Other Reports

Symbol	Quantity	Cost
	32	Other Report

Conceptual Budget Estimate Disclaimer

This "cost report" assigns a conceptual budget estimate to resolve non-compliance issues and was developed for planning purposes only. Kimley-Horn has no control over the cost of labor, materials, equipment, or over the Contractor's methods of determining prices or over competitive bidding or market conditions. Opinions of probable costs provided herein are based on the information known to Kimley-Horn at this time and represent only Kimley-Horn's judgment as a design professional familiar with the construction industry. Kimley-Horn cannot and does not guarantee that proposals, bids, or actual construction costs will not vary from its opinions of probable costs.

Sidewalk Barrier Conceptual Budget Summary

Sidewalk barriers are displayed for visual purposes only. Their associated costs are stored in the s yer, which is costed panel-by-panel in the Facility Priority Summary.

PROW Sidewalk Corridor Compliance Summary

Corridor

BARRACUDA DR

Corridor Score & Severity

Score: 2

HIGH

Corridor Cost Summary

Facility Type		Cost
Sidewalk	$	17,531
Crosswalks	$	0
Curb Ramps	$	5,950
Missing Ramps	$	0

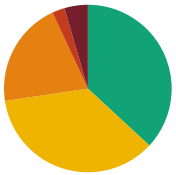

Sidewalk Barrier Priority Distribution

Priority	Percentage (%)
1	4%
2	2%
3	20%
4	36%
5	37%

Corridor Map

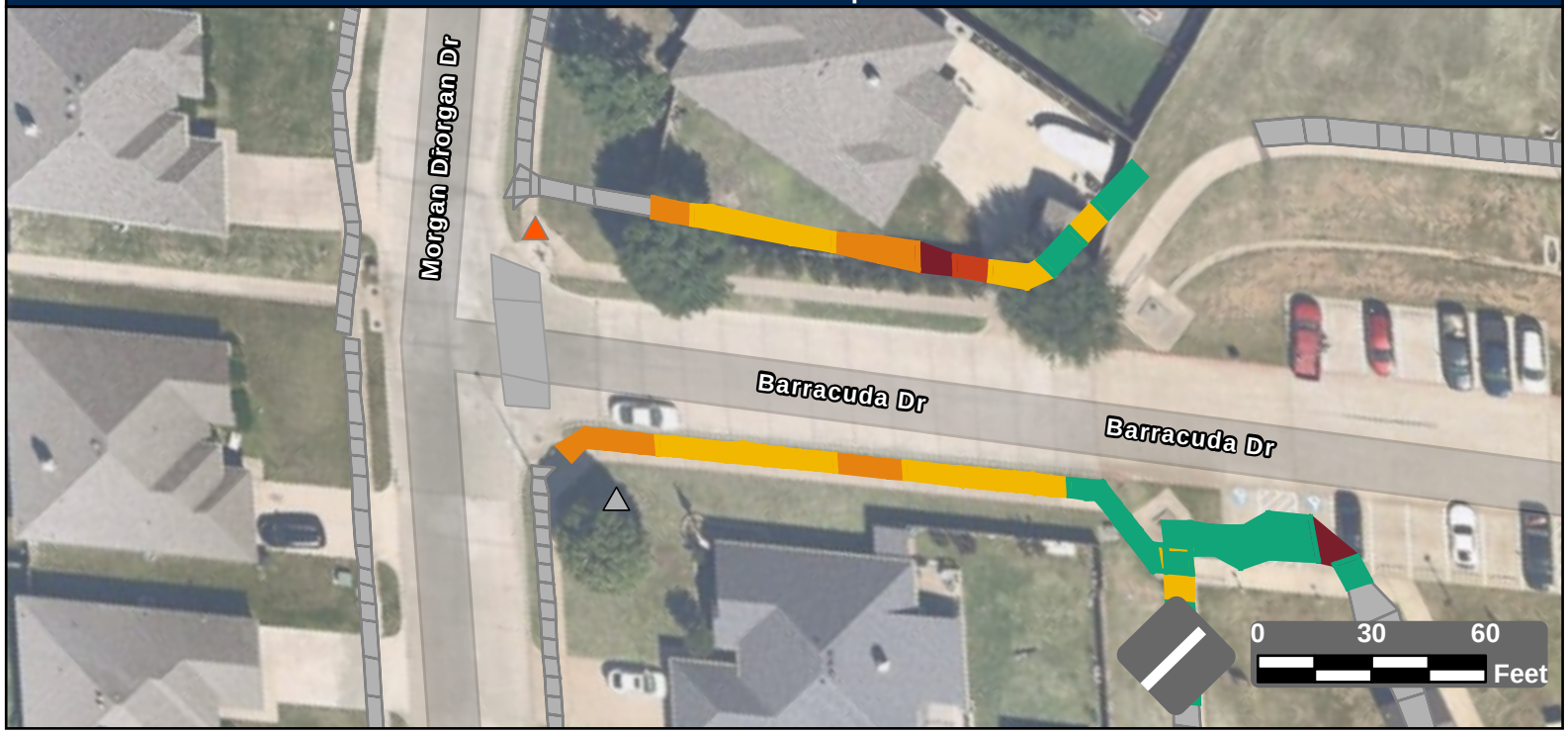

Facility Condition Summary

Sidewalks

Barrier Priority	Length (yd)		Cost
1	16	$	1,191
2	9	$	615
3	71	$	5,266
4	125	$	10,048
5	129	$	410
Total	348	$	17,531

Curb Ramps

Barrier Priority	Quantity		Cost
1	0	$	0
2	1	$	5,950
3	0	$	0
4	0	$	0
5	0	$	0
Total	1	$	5,950

Crosswalks

Barrier Priority	Length (yd)		Cost
1	0	$	0
2	0	$	0
3	0	$	0
4	0	$	0
5	0	$	0
Total	0	$	0

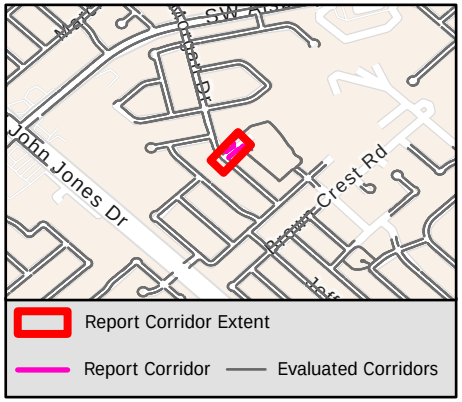

Sidewalk Barrier Summary

Pole	Quantity:	0
Fire Hydrant	Quantity:	0
Vault	Quantity:	0
Vegetation	Quantity:	0
Sign	Quantity:	0
Other	Quantity:	0

Missing Curb Ramps

Symbol	Quantity		Cost
	0	$	0

Curb Ramps Shown in Other Reports

Symbol	Quantity	Cost
	1	Other Report

Conceptual Budget Estimate Disclaimer

This "cost report" assigns a conceptual budget estimate to resolve non-compliance issues and was developed for planning purposes only. Kimley-Horn has no control over the cost of labor, materials, equipment, or over the Contractor's methods of determining prices or over competitive bidding or market conditions. Opinions of probable costs provided herein are based on the information known to Kimley-Horn at this time and represent only Kimley-Horn's judgment as a design professional familiar with the construction industry. Kimley-Horn cannot and does not guarantee that proposals, bids, or actual construction costs will not vary from its opinions of probable costs.

Sidewalk Barrier Conceptual Budget Summary

Sidewalk barriers are displayed for visual purposes only. Their associated costs are stored in the s ver, which is costed panel-by-panel in the Facility Priority Summary.

PROW Sidewalk Corridor Compliance Summary

Corridor

BEAR OAK DR

Corridor Score & Severity

Score: 5

LOW

Corridor Cost Summary

Facility Type		Cost
Sidewalk	$	56,458
Crosswalks	$	1,101
Curb Ramps	$	10,950
Missing Ramps	$	7,000

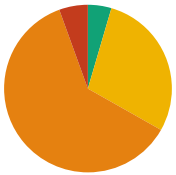

Sidewalk Barrier Priority Distribution

Priority	Percentage (%)
1	0%
2	6%
3	61%
4	29%
5	5%

Corridor Map

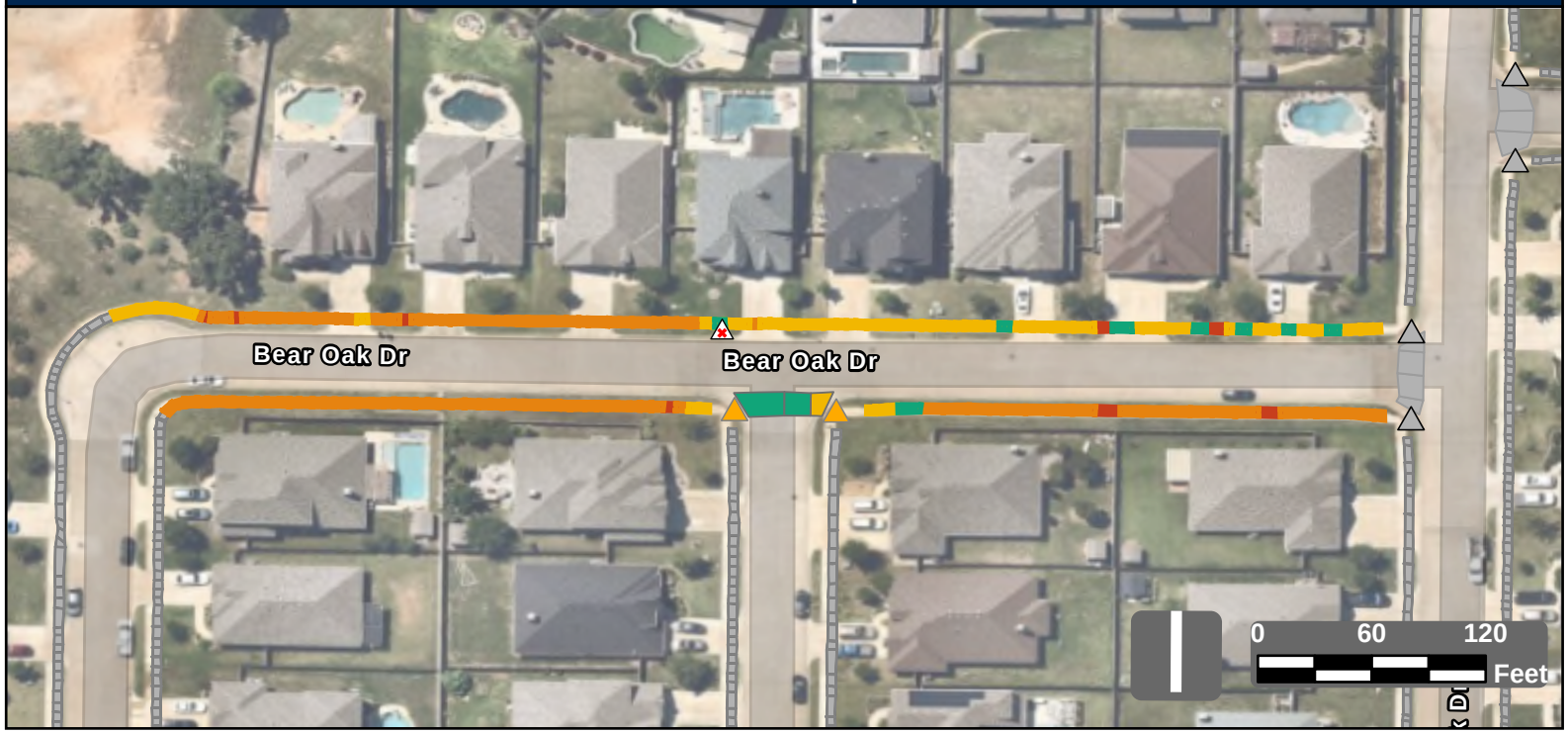

Facility Condition Summary

Sidewalks

Barrier Priority	Length (yd)		Cost
1	0	$	0
2	56	$	3,425
3	616	$	44,501
4	288	$	5,240
5	46	$	3,293
Total	1,006	$	56,458

Curb Ramps

Barrier Priority	Quantity		Cost
1	0	$	0
2	0	$	0
3	2	$	10,950
4	0	$	0
5	0	$	0
Total	2	$	10,950

Crosswalks

Barrier Priority	Length (yd)		Cost
1	0	$	0
2	0	$	0
3	0	$	0
4	11	$	1,101
5	46	$	
Total	57	$	1,101

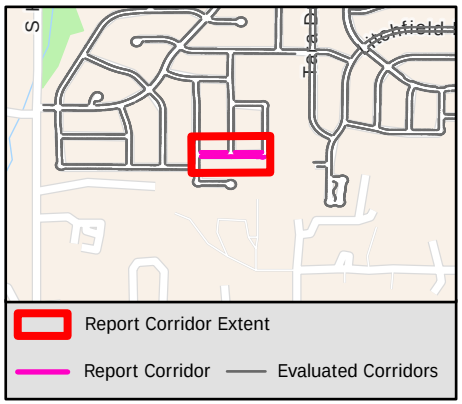

Sidewalk Barrier Summary

Pole	Quantity:	0
Fire Hydrant	Quantity:	0
Vault	Quantity:	0
Vegetation	Quantity:	0
Sign	Quantity:	0
Other	Quantity:	0

Missing Curb Ramps

Symbol	Quantity		Cost
	1	$	7,000

Curb Ramps Shown in Other Reports

Symbol	Quantity	Cost
	4	Other Report

Conceptual Budget Estimate Disclaimer

This "cost report" assigns a conceptual budget estimate to resolve non-compliance issues and was developed for planning purposes only. Kimley-Horn has no control over the cost of labor, materials, equipment, or over the Contractor's methods of determining prices or over competitive bidding or market conditions. Opinions of probable costs provided herein are based on the information known to Kimley-Horn at this time and represent only Kimley-Horn's judgment as a design professional familiar with the construction industry. Kimley-Horn cannot and does not guarantee that proposals, bids, or actual construction costs will not vary from its opinions of probable costs.

Sidewalk Barrier Conceptual Budget Summary

Sidewalk barriers are displayed for visual purposes only. Their associated costs are stored in the s yer, which is costed panel-by-panel in the Facility Priority Summary.

PROW Sidewalk Corridor Compliance Summary

Corridor

BEAVER CREEK DR

Corridor Score & Severity

Score: 4

MEDIUM

Corridor Cost Summary

Facility Type		Cost
Sidewalk	$	147,475
Crosswalks	$	0
Curb Ramps	$	0
Missing Ramps	$	0

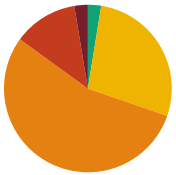

Sidewalk Barrier Priority Distribution

Priority	Percentage (%)
1	3%
2	12%
3	55%
4	28%
5	3%

Corridor Map



Facility Condition Summary

Sidewalks

Barrier Priority	Length (yd)		Cost
1	61	$	4,275
2	294	$	20,013
3	1,296	$	93,613
4	657	$	25,209
5	60	$	4,365
Total	2,369	$	147,475

Curb Ramps

Barrier Priority	Quantity		Cost
1	0	$	0
2	0	$	0
3	0	$	0
4	0	$	0
5	0	$	0
Total	0	$	0

Crosswalks

Barrier Priority	Length (yd)		Cost
1	0	$	0
2	0	$	0
3	0	$	0
4	0	$	0
5	0	$	0
Total	0	$	0

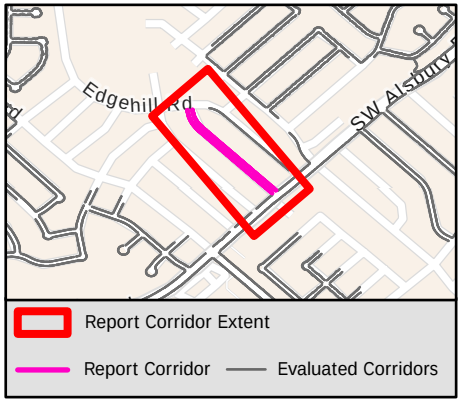

Sidewalk Barrier Summary

Pole	Quantity:	0
Fire Hydrant	Quantity:	0
Vault	Quantity:	0
Vegetation	Quantity:	3
Sign	Quantity:	0
Other	Quantity:	0

Missing Curb Ramps

Symbol	Quantity		Cost
	0	$	0

Curb Ramps Shown in Other Reports

Symbol	Quantity	Cost
	9	Other Report

Conceptual Budget Estimate Disclaimer

This "cost report" assigns a conceptual budget estimate to resolve non-compliance issues and was developed for planning purposes only. Kimley-Horn has no control over the cost of labor, materials, equipment, or over the Contractor's methods of determining prices or over competitive bidding or market conditions. Opinions of probable costs provided herein are based on the information known to Kimley-Horn at this time and represent only Kimley-Horn's judgment as a design professional familiar with the construction industry. Kimley-Horn cannot and does not guarantee that proposals, bids, or actual construction costs will not vary from its opinions of probable costs.

Sidewalk Barrier Conceptual Budget Summary

Sidewalk barriers are displayed for visual purposes only. Their associated costs are stored in the s yer, which is costed panel-by-panel in the Facility Priority Summary.

PROW Sidewalk Corridor Compliance Summary

Corridor

BELLE MEADE WAY

Corridor Score & Severity

Score: 2

HIGH

Corridor Cost Summary

Facility Type		Cost
Sidewalk	$	62,568
Crosswalks	$	0
Curb Ramps	$	13,400
Missing Ramps	$	0

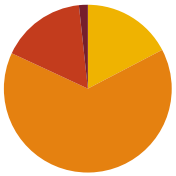

Sidewalk Barrier Priority Distribution

Priority	Percentage (%)
1	2%
2	16%
3	65%
4	17%
5	0%

Corridor Map



Facility Condition Summary

Sidewalks

Barrier Priority	Length (yd)		Cost
1	17	$	1,220
2	163	$	11,584
3	641	$	46,320
4	172	$	3,444
5	0	$	0
Total	993	$	62,568

Curb Ramps

Barrier Priority	Quantity		Cost
1	0	$	0
2	2	$	13,400
3	0	$	0
4	0	$	0
5	0	$	0
Total	2	$	13,400

Crosswalks

Barrier Priority	Length (yd)		Cost
1	0	$	0
2	0	$	0
3	0	$	0
4	0	$	0
5	0	$	0
Total	0	$	0

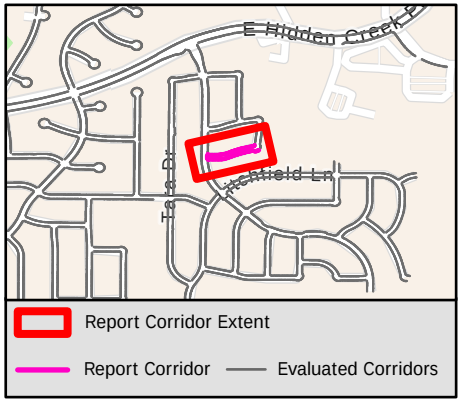

Sidewalk Barrier Summary

Pole	Quantity:	0
Fire Hydrant	Quantity:	0
Vault	Quantity:	0
Vegetation	Quantity:	0
Sign	Quantity:	0
Other	Quantity:	0

Missing Curb Ramps

Symbol	Quantity		Cost
	0	$	0

Curb Ramps Shown in Other Reports

Symbol	Quantity	Cost
	0	Other Report

Conceptual Budget Estimate Disclaimer

This "cost report" assigns a conceptual budget estimate to resolve non-compliance issues and was developed for planning purposes only. Kimley-Horn has no control over the cost of labor, materials, equipment, or over the Contractor's methods of determining prices or over competitive bidding or market conditions. Opinions of probable costs provided herein are based on the information known to Kimley-Horn at this time and represent only Kimley-Horn's judgment as a design professional familiar with the construction industry. Kimley-Horn cannot and does not guarantee that proposals, bids, or actual construction costs will not vary from its opinions of probable costs.

Sidewalk Barrier Conceptual Budget Summary

Sidewalk barriers are displayed for visual purposes only. Their associated costs are stored in the s yer, which is costed panel-by-panel in the Facility Priority Summary.

PROW Sidewalk Corridor Compliance Summary

Corridor

BEN DR

Corridor Score & Severity

Score: 5

LOW

Corridor Cost Summary

Facility Type		Cost
Sidewalk	$	85,799
Crosswalks	$	1,336
Curb Ramps	$	14,900
Missing Ramps	$	7,000

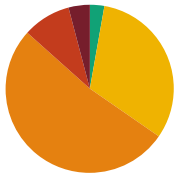

Sidewalk Barrier Priority Distribution

Priority	Percentage (%)
1	4%
2	9%
3	52%
4	32%
5	3%

Corridor Map

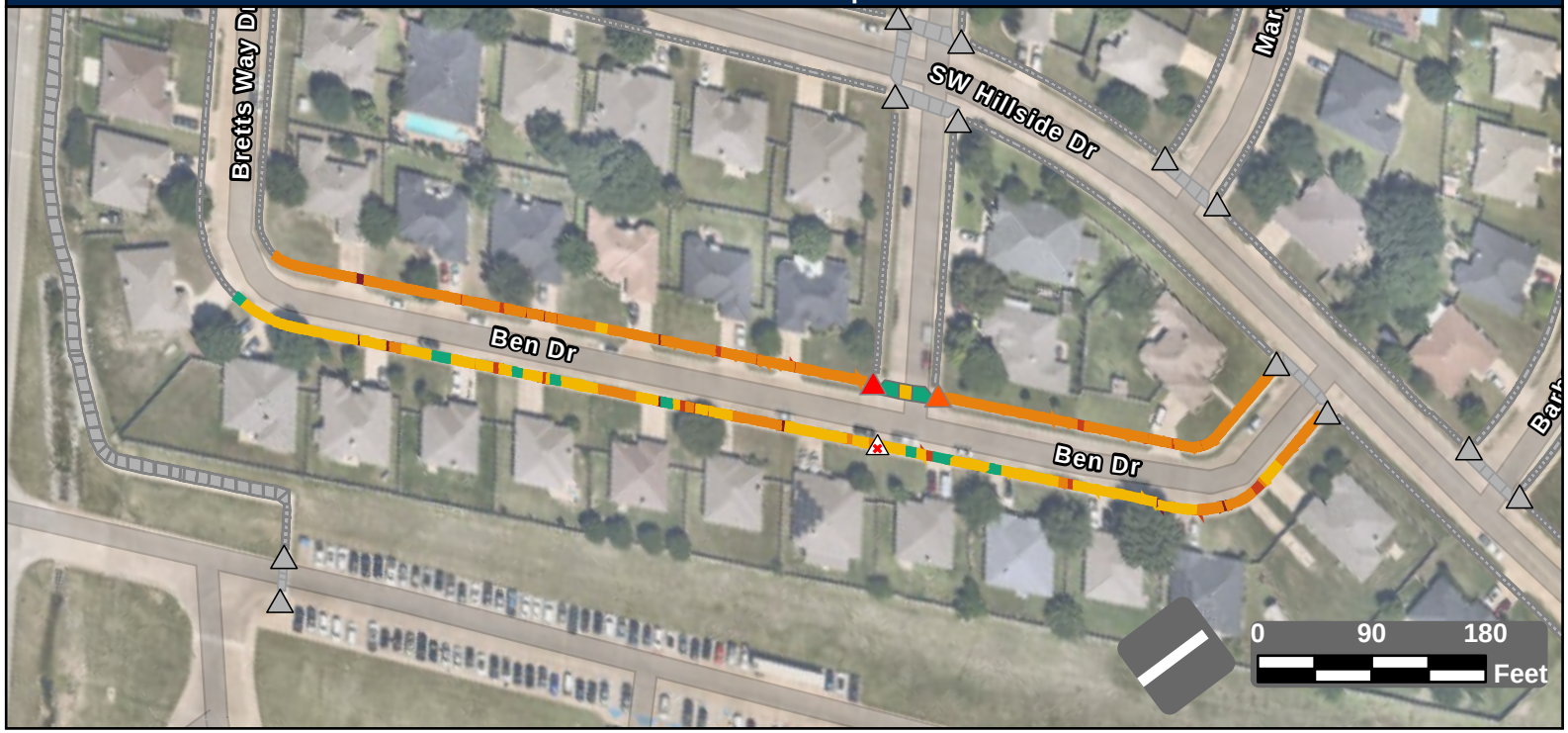

Facility Condition Summary

Sidewalks

Barrier Priority	Length (yd)		Cost
1	59	$	3,769
2	133	$	9,277
3	745	$	53,820
4	457	$	16,034
5	40	$	2,899
Total	1,434	$	85,799

Curb Ramps

Barrier Priority	Quantity		Cost
1	1	$	7,450
2	1	$	7,450
3	0	$	0
4	0	$	0
5	0	$	0
Total	2	$	14,900

Crosswalks

Barrier Priority	Length (yd)		Cost
1	0	$	0
2	0	$	0
3	0	$	0
4	13	$	1,336
5	39	$	
Total	52	$	1,336

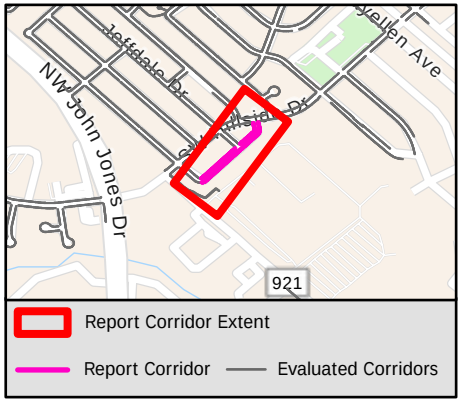

Sidewalk Barrier Summary

Pole	Quantity:	0
Fire Hydrant	Quantity:	0
Vault	Quantity:	0
Vegetation	Quantity:	0
Sign	Quantity:	0
Other	Quantity:	0

Missing Curb Ramps

Symbol	Quantity		Cost
	1	$	7,000

Curb Ramps Shown in Other Reports

Symbol	Quantity	Cost
	12	Other Report

Conceptual Budget Estimate Disclaimer

This "cost report" assigns a conceptual budget estimate to resolve non-compliance issues and was developed for planning purposes only. Kimley-Horn has no control over the cost of labor, materials, equipment, or over the Contractor's methods of determining prices or over competitive bidding or market conditions. Opinions of probable costs provided herein are based on the information known to Kimley-Horn at this time and represent only Kimley-Horn's judgment as a design professional familiar with the construction industry. Kimley-Horn cannot and does not guarantee that proposals, bids, or actual construction costs will not vary from its opinions of probable costs.

Sidewalk Barrier Conceptual Budget Summary

Sidewalk barriers are displayed for visual purposes only. Their associated costs are stored in the s yer, which is costed panel-by-panel in the Facility Priority Summary.

PROW Sidewalk Corridor Compliance Summary

Corridor

BEN THOMAS ST

Corridor Score & Severity

Score: 1
HIGH

Corridor Cost Summary

Facility Type		Cost
Sidewalk	$	111,174
Crosswalks	$	3,671
Curb Ramps	$	56,600
Missing Ramps	$	0

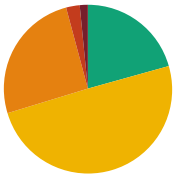

Sidewalk Barrier Priority Distribution

Priority	Percentage (%)
1	2%
2	3%
3	26%
4	50%
5	21%

Corridor Map

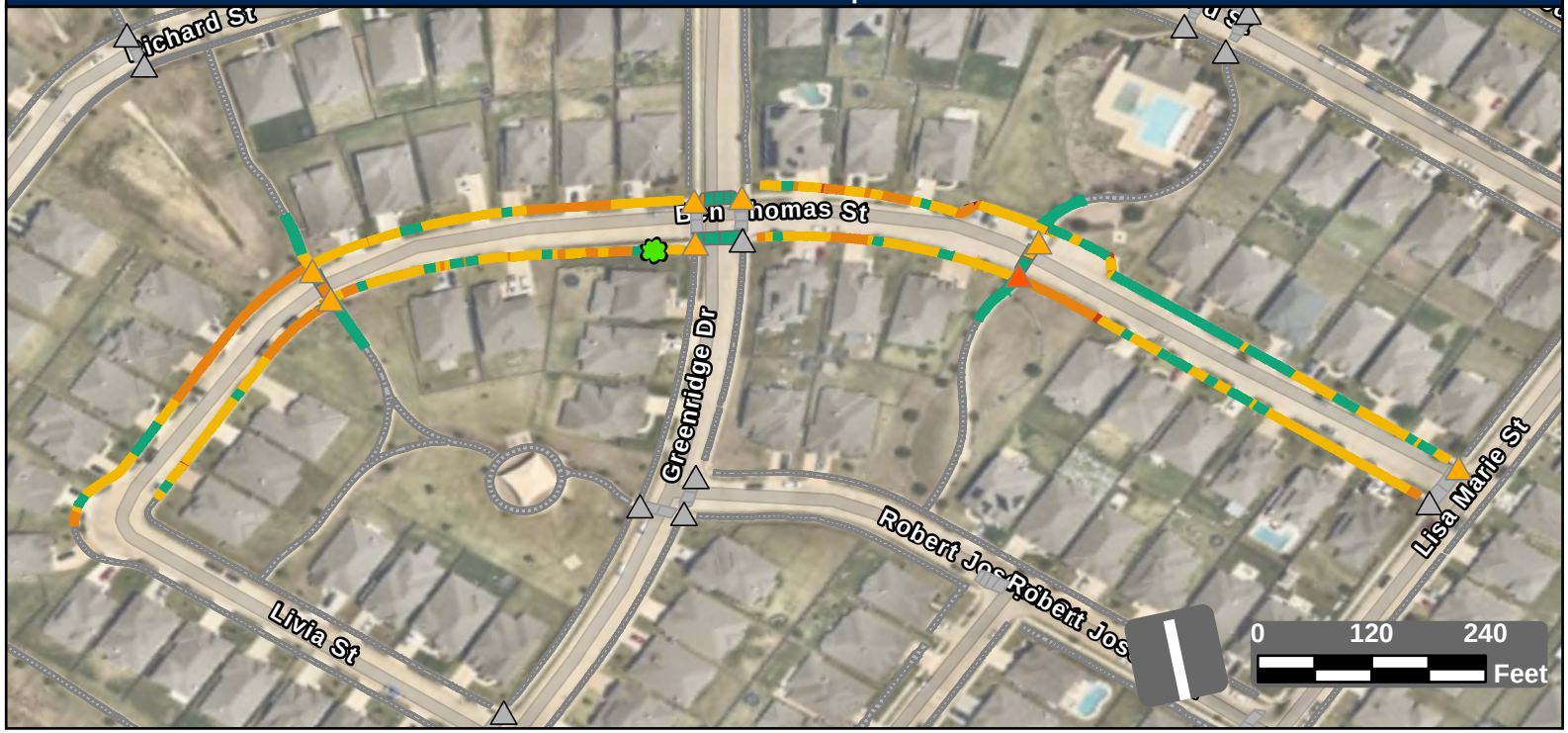

Facility Condition Summary

Sidewalks

Barrier Priority	Length (yd)		Cost
1	43	$	3,044
2	73	$	4,580
3	714	$	51,549
4	1,386	$	33,133
5	578	$	18,869
Total	2,794	$	111,174

Curb Ramps

Barrier Priority	Quantity		Cost
1	0	$	0
2	1	$	5,950
3	7	$	50,650
4	0	$	0
5	0	$	0
Total	8	$	56,600

Crosswalks

Barrier Priority	Length (yd)		Cost
1	0	$	0
2	0	$	0
3	41	$	0
4	18	$	3,671
5	163	$	
Total	223	$	3,671

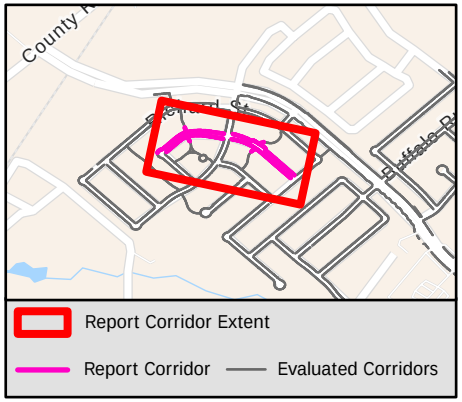

Sidewalk Barrier Summary

Pole	Quantity:	0
Fire Hydrant	Quantity:	0
Vault	Quantity:	0
Vegetation	Quantity:	1
Sign	Quantity:	0
Other	Quantity:	0

Missing Curb Ramps

Symbol	Quantity		Cost
	0	$	0

Curb Ramps Shown in Other Reports

Symbol	Quantity	Cost
	12	Other Report

Conceptual Budget Estimate Disclaimer

This "cost report" assigns a conceptual budget estimate to resolve non-compliance issues and was developed for planning purposes only. Kimley-Horn has no control over the cost of labor, materials, equipment, or over the Contractor's methods of determining prices or over competitive bidding or market conditions. Opinions of probable costs provided herein are based on the information known to Kimley-Horn at this time and represent only Kimley-Horn's judgment as a design professional familiar with the construction industry. Kimley-Horn cannot and does not guarantee that proposals, bids, or actual construction costs will not vary from its opinions of probable costs.

Sidewalk Barrier Conceptual Budget Summary

Sidewalk barriers are displayed for visual purposes only. Their associated costs are stored in the s yer, which is costed panel-by-panel in the Facility Priority Summary.

PROW Sidewalk Corridor Compliance Summary

Corridor

BENJAMIN DR

Corridor Score & Severity

Score: 5

LOW

Corridor Cost Summary

Facility Type		Cost
Sidewalk	$	174,805
Crosswalks	$	5,662
Curb Ramps	$	37,250
Missing Ramps	$	7,000

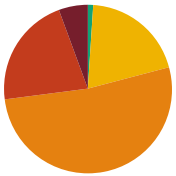

Sidewalk Barrier Priority Distribution

Priority	Percentage (%)
1	6%
2	21%
3	52%
4	20%
5	1%

Corridor Map

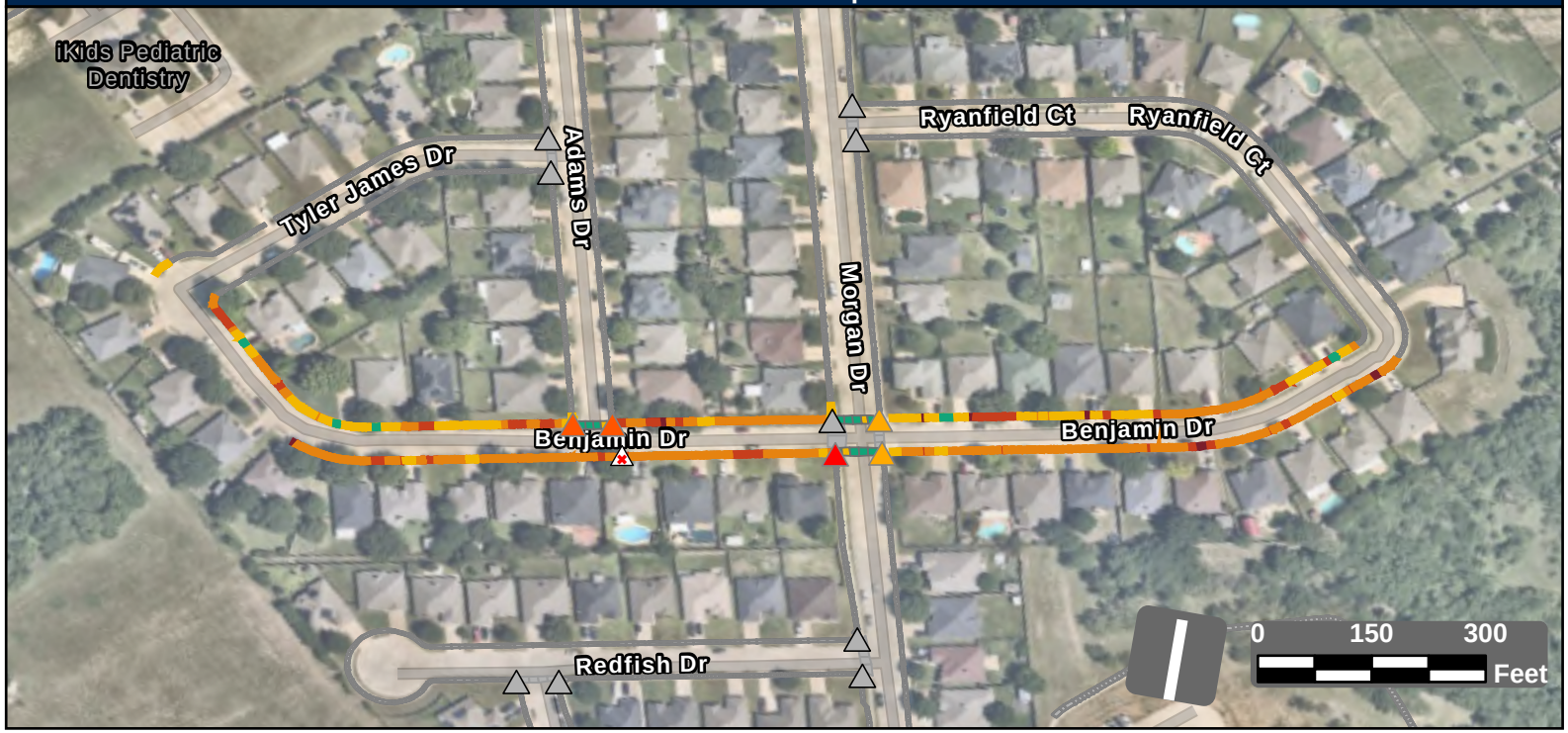

Facility Condition Summary

Sidewalks

Barrier Priority	Length (yd)		Cost
1	143	$	10,027
2	546	$	38,829
3	1,325	$	95,698
4	507	$	28,394
5	26	$	1,857
Total	2,546	$	174,805

Curb Ramps

Barrier Priority	Quantity		Cost
1	1	$	7,450
2	2	$	13,400
3	2	$	16,400
4	0	$	0
5	0	$	0
Total	5	$	37,250

Crosswalks

Barrier Priority	Length (yd)		Cost
1	0	$	0
2	0	$	0
3	0	$	0
4	35	$	5,662
5	128	$	
Total	163	$	5,662

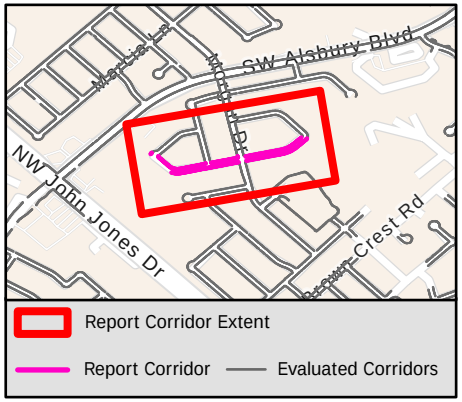

Sidewalk Barrier Summary

Pole	Quantity:	0
Fire Hydrant	Quantity:	0
Vault	Quantity:	0
Vegetation	Quantity:	0
Sign	Quantity:	0
Other	Quantity:	0

Missing Curb Ramps

Symbol	Quantity		Cost
	1	$	7,000

Curb Ramps Shown in Other Reports

Symbol	Quantity	Cost
	9	Other Report

Conceptual Budget Estimate Disclaimer

This "cost report" assigns a conceptual budget estimate to resolve non-compliance issues and was developed for planning purposes only. Kimley-Horn has no control over the cost of labor, materials, equipment, or over the Contractor's methods of determining prices or over competitive bidding or market conditions. Opinions of probable costs provided herein are based on the information known to Kimley-Horn at this time and represent only Kimley-Horn's judgment as a design professional familiar with the construction industry. Kimley-Horn cannot and does not guarantee that proposals, bids, or actual construction costs will not vary from its opinions of probable costs.

Sidewalk Barrier Conceptual Budget Summary

Sidewalk barriers are displayed for visual purposes only. Their associated costs are stored in the s yer, which is costed panel-by-panel in the Facility Priority Summary.

PROW Sidewalk Corridor Compliance Summary

Corridor

BENNETT DR

Corridor Score & Severity

Score: 4

MEDIUM

Corridor Cost Summary

Facility Type		Cost
Sidewalk	$	45,804
Crosswalks	$	5,620
Curb Ramps	$	8,950
Missing Ramps	$	14,000

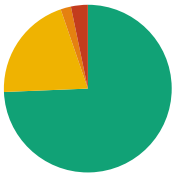

Sidewalk Barrier Priority Distribution

Priority	Percentage (%)
1	0%
2	3%
3	2%
4	20%
5	74%

Corridor Map



Facility Condition Summary

Sidewalks

Barrier Priority	Length (yd)		Cost
1	0	$	0
2	55	$	2,929
3	34	$	2,486
4	347	$	24,619
5	1,269	$	15,770
Total	1,706	$	45,804

Curb Ramps

Barrier Priority	Quantity		Cost
1	0	$	0
2	0	$	0
3	1	$	8,950
4	0	$	0
5	0	$	0
Total	1	$	8,950

Crosswalks

Barrier Priority	Length (yd)		Cost
1	0	$	0
2	0	$	0
3	15	$	0
4	56	$	5,620
5	57	$	
Total	128	$	5,620

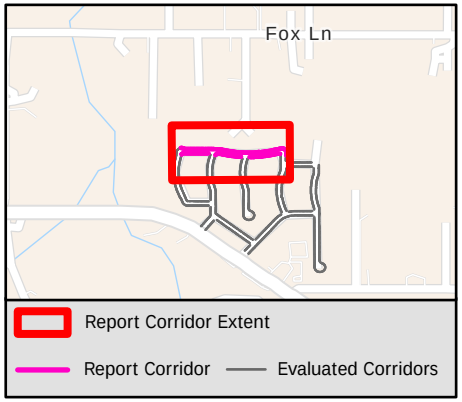

Sidewalk Barrier Summary

Pole	Quantity:	0
Fire Hydrant	Quantity:	0
Vault	Quantity:	0
Vegetation	Quantity:	0
Sign	Quantity:	0
Other	Quantity:	0

Missing Curb Ramps

Symbol	Quantity		Cost
	2	$	14,000

Curb Ramps Shown in Other Reports

Symbol	Quantity	Cost
	6	Other Report

Conceptual Budget Estimate Disclaimer

This "cost report" assigns a conceptual budget estimate to resolve non-compliance issues and was developed for planning purposes only. Kimley-Horn has no control over the cost of labor, materials, equipment, or over the Contractor's methods of determining prices or over competitive bidding or market conditions. Opinions of probable costs provided herein are based on the information known to Kimley-Horn at this time and represent only Kimley-Horn's judgment as a design professional familiar with the construction industry. Kimley-Horn cannot and does not guarantee that proposals, bids, or actual construction costs will not vary from its opinions of probable costs.

Sidewalk Barrier Conceptual Budget Summary

Sidewalk barriers are displayed for visual purposes only. Their associated costs are stored in the s yer, which is costed panel-by-panel in the Facility Priority Summary.

PROW Sidewalk Corridor Compliance Summary

Corridor

BENT TRAIL CT

Corridor Score & Severity

Score: 5

LOW

Corridor Cost Summary

Facility Type		Cost
Sidewalk	$	69,604
Crosswalks	$	
Curb Ramps	$	22,350
Missing Ramps	$	14,000

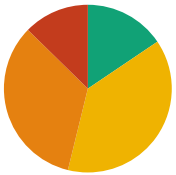

Sidewalk Barrier Priority Distribution

Priority	Percentage (%)
1	0%
2	13%
3	33%
4	38%
5	16%

Corridor Map

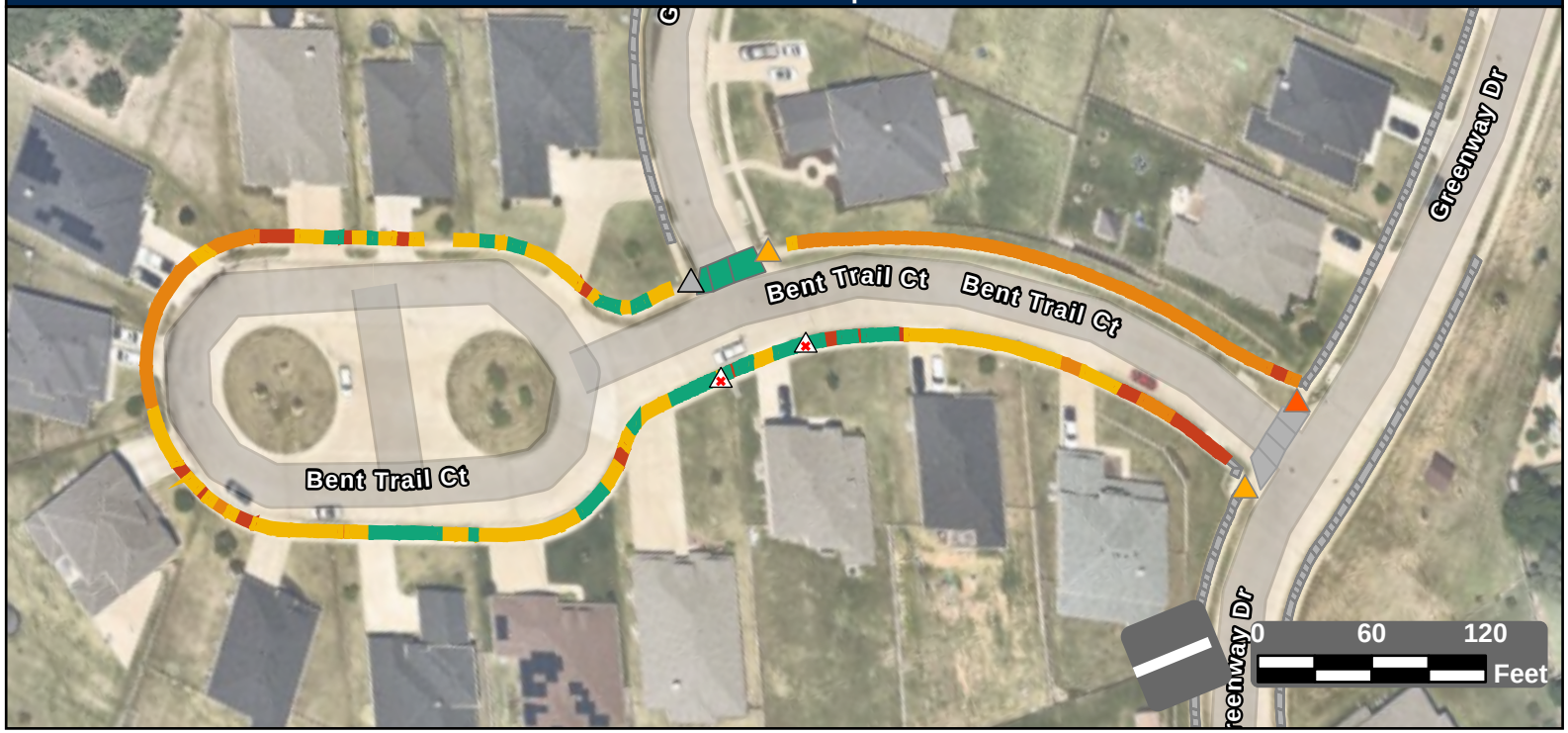

Facility Condition Summary

Sidewalks

Barrier Priority	Length (yd)		Cost
1	0	$	0
2	143	$	9,142
3	379	$	27,345
4	433	$	23,878
5	176	$	9,239
Total	1,131	$	69,604

Curb Ramps

Barrier Priority	Quantity		Cost
1	0	$	0
2	1	$	7,450
3	2	$	14,900
4	0	$	0
5	0	$	0
Total	3	$	22,350

Crosswalks

Barrier Priority	Length (yd)		Cost
1	0	$	0
2	0	$	0
3	0	$	0
4	0	$	0
5	48	$	
Total	48	$	

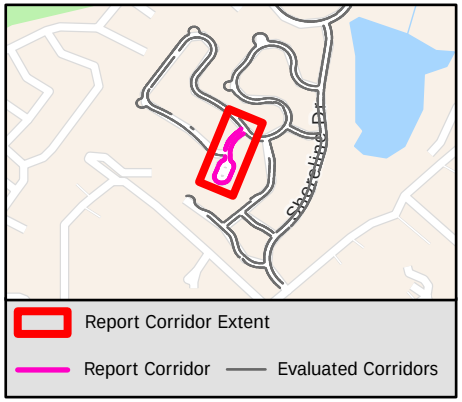

Sidewalk Barrier Summary

Pole	Quantity:	0
Fire Hydrant	Quantity:	0
Vault	Quantity:	0
Vegetation	Quantity:	0
Sign	Quantity:	0
Other	Quantity:	0

Missing Curb Ramps

Symbol	Quantity		Cost
	2	$	14,000

Curb Ramps Shown in Other Reports

Symbol	Quantity	Cost
	1	Other Report

Conceptual Budget Estimate Disclaimer

This "cost report" assigns a conceptual budget estimate to resolve non-compliance issues and was developed for planning purposes only. Kimley-Horn has no control over the cost of labor, materials, equipment, or over the Contractor's methods of determining prices or over competitive bidding or market conditions. Opinions of probable costs provided herein are based on the information known to Kimley-Horn at this time and represent only Kimley-Horn's judgment as a design professional familiar with the construction industry. Kimley-Horn cannot and does not guarantee that proposals, bids, or actual construction costs will not vary from its opinions of probable costs.

Sidewalk Barrier Conceptual Budget Summary

Sidewalk barriers are displayed for visual purposes only. Their associated costs are stored in the s yer, which is costed panel-by-panel in the Facility Priority Summary.

PROW Sidewalk Corridor Compliance Summary

Corridor

BERKELEY DR

Corridor Score & Severity

Score: 5

LOW

Corridor Cost Summary

Facility Type		Cost
Sidewalk	$	63,132
Crosswalks	$	946
Curb Ramps	$	11,900
Missing Ramps	$	7,000

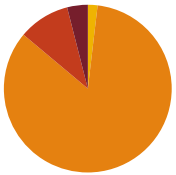

Sidewalk Barrier Priority Distribution

Priority	Percentage (%)
1	4%
2	10%
3	84%
4	2%
5	0%

Corridor Map

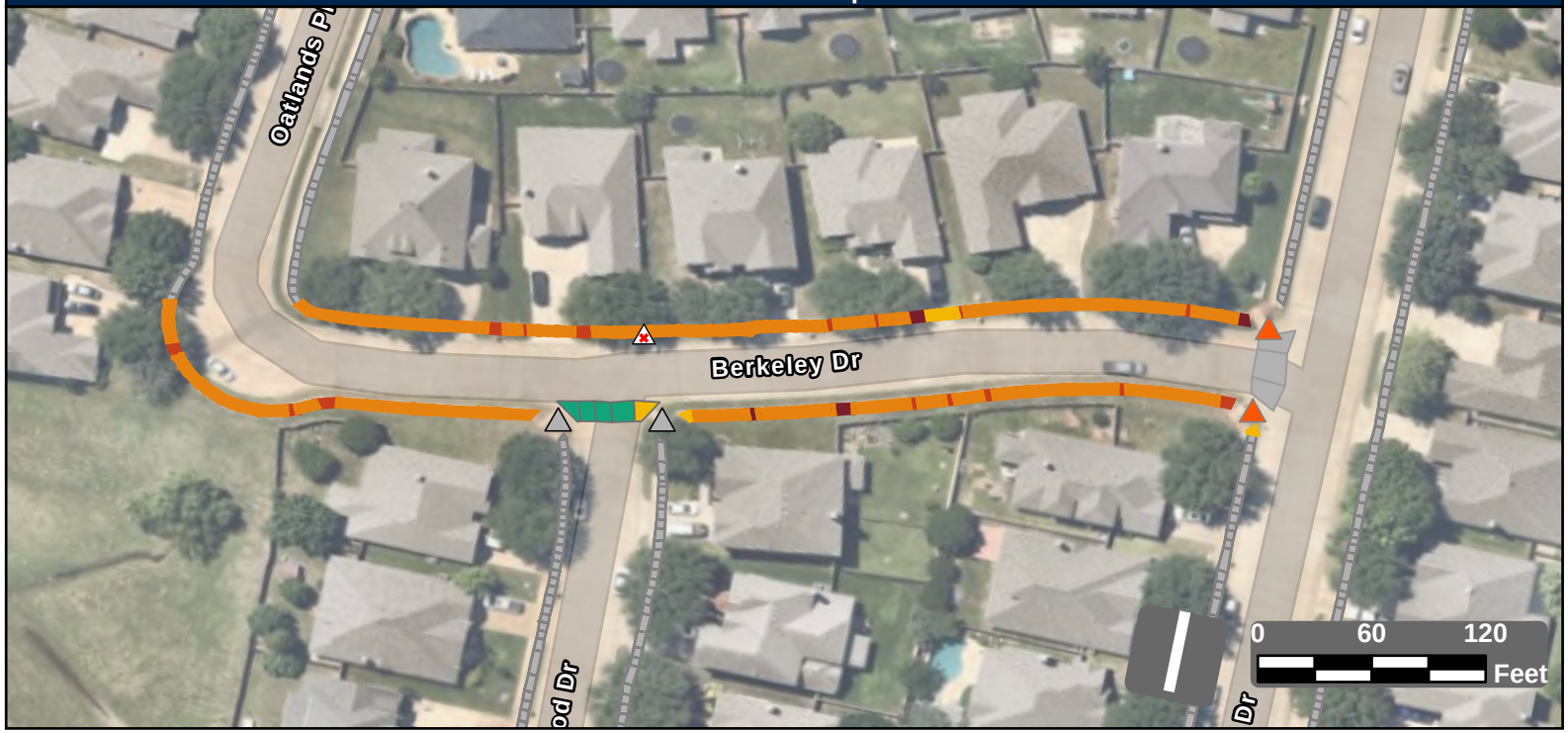

Facility Condition Summary

Sidewalks

Barrier Priority	Length (yd)		Cost
1	35	$	2,549
2	88	$	6,330
3	745	$	53,818
4	16	$	435
5	0	$	0
Total	885	$	63,132

Curb Ramps

Barrier Priority	Quantity		Cost
1	0	$	0
2	2	$	11,900
3	0	$	0
4	0	$	0
5	0	$	0
Total	2	$	11,900

Crosswalks

Barrier Priority	Length (yd)		Cost
1	0	$	0
2	0	$	0
3	0	$	0
4	10	$	946
5	38	$	
Total	48	$	946

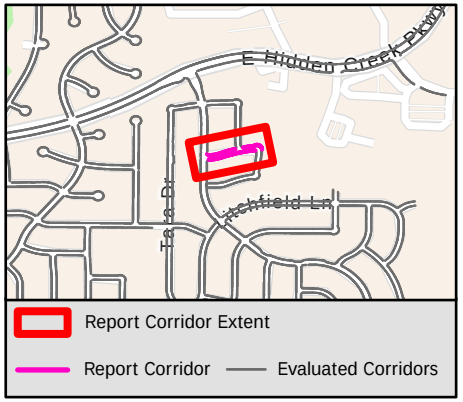

Sidewalk Barrier Summary

Pole	Quantity:	0
Fire Hydrant	Quantity:	0
Vault	Quantity:	0
Vegetation	Quantity:	0
Sign	Quantity:	0
Other	Quantity:	0

Missing Curb Ramps

Symbol	Quantity		Cost
	1	$	7,000

Curb Ramps Shown in Other Reports

Symbol	Quantity	Cost
	2	Other Report

Conceptual Budget Estimate Disclaimer

This "cost report" assigns a conceptual budget estimate to resolve non-compliance issues and was developed for planning purposes only. Kimley-Horn has no control over the cost of labor, materials, equipment, or over the Contractor's methods of determining prices or over competitive bidding or market conditions. Opinions of probable costs provided herein are based on the information known to Kimley-Horn at this time and represent only Kimley-Horn's judgment as a design professional familiar with the construction industry. Kimley-Horn cannot and does not guarantee that proposals, bids, or actual construction costs will not vary from its opinions of probable costs.

Sidewalk Barrier Conceptual Budget Summary

Sidewalk barriers are displayed for visual purposes only. Their associated costs are stored in the s yer, which is costed panel-by-panel in the Facility Priority Summary.

PROW Sidewalk Corridor Compliance Summary

Corridor

BEVERLY HILLS ST

Corridor Score & Severity

Score: 3

MEDIUM

Corridor Cost Summary

Facility Type		Cost
Sidewalk	$	1,928
Crosswalks	$	0
Curb Ramps	$	13,400
Missing Ramps	$	0

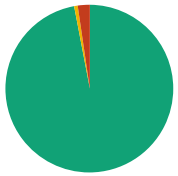

Sidewalk Barrier Priority Distribution

Priority	Percentage (%)
1	0%
2	2%
3	0%
4	1%
5	97%

Corridor Map

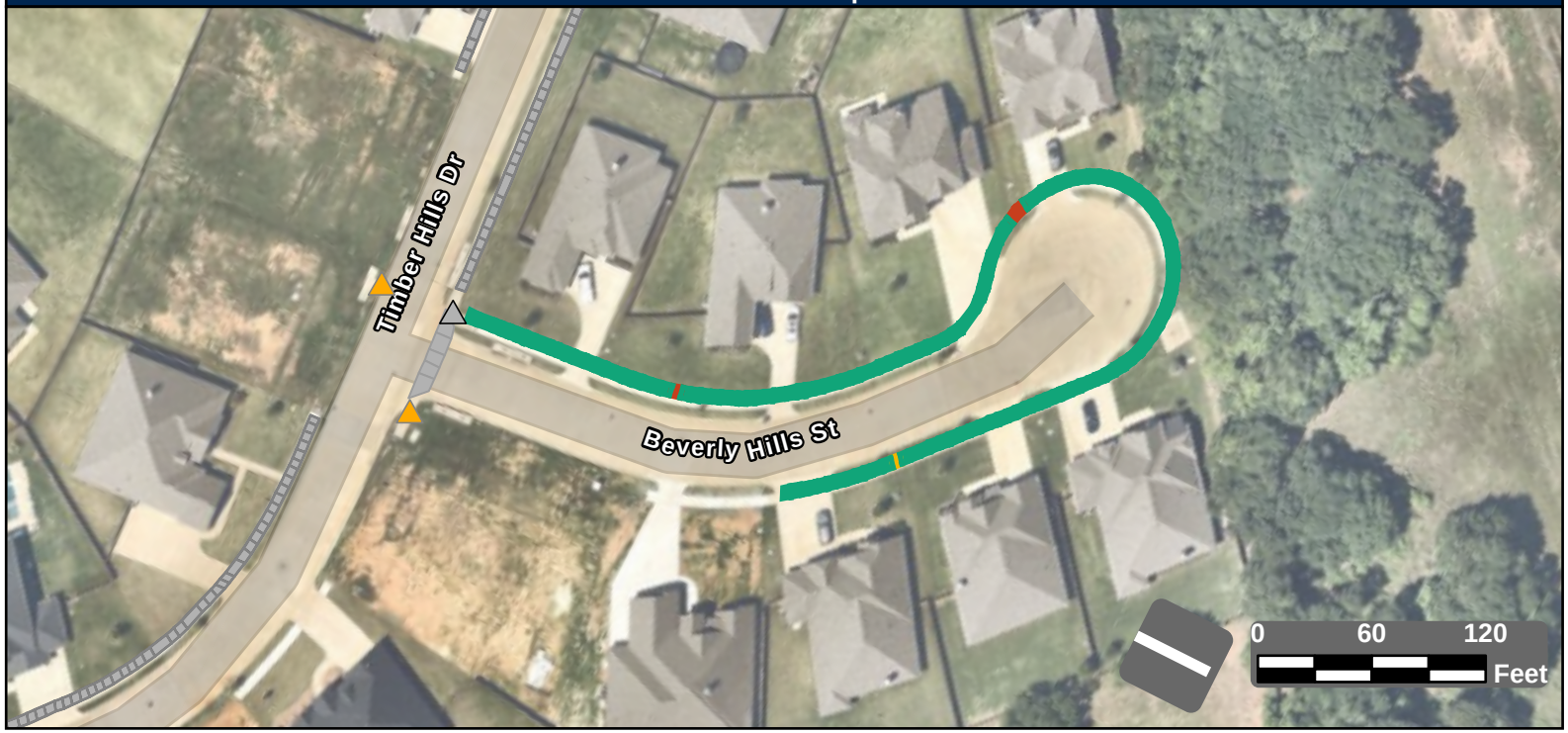

Facility Condition Summary

Sidewalks

Barrier Priority	Length (yd)		Cost
1	0	$	0
2	15	$	532
3	0	$	0
4	5	$	326
5	621	$	1,070
Total	641	$	1,928

Curb Ramps

Barrier Priority	Quantity		Cost
1	0	$	0
2	0	$	0
3	2	$	13,400
4	0	$	0
5	0	$	0
Total	2	$	13,400

Crosswalks

Barrier Priority	Length (yd)		Cost
1	0	$	0
2	0	$	0
3	0	$	0
4	0	$	0
5	0	$	0
Total	0	$	0

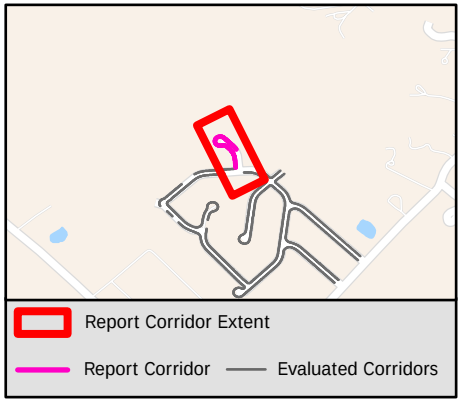

Sidewalk Barrier Summary

Pole	Quantity:	0
Fire Hydrant	Quantity:	0
Vault	Quantity:	0
Vegetation	Quantity:	0
Sign	Quantity:	0
Other	Quantity:	0

Missing Curb Ramps

Symbol	Quantity		Cost
	0	$	0

Curb Ramps Shown in Other Reports

Symbol	Quantity	Cost
	1	Other Report

Conceptual Budget Estimate Disclaimer

This "cost report" assigns a conceptual budget estimate to resolve non-compliance issues and was developed for planning purposes only. Kimley-Horn has no control over the cost of labor, materials, equipment, or over the Contractor's methods of determining prices or over competitive bidding or market conditions. Opinions of probable costs provided herein are based on the information known to Kimley-Horn at this time and represent only Kimley-Horn's judgment as a design professional familiar with the construction industry. Kimley-Horn cannot and does not guarantee that proposals, bids, or actual construction costs will not vary from its opinions of probable costs.

Sidewalk Barrier Conceptual Budget Summary

Sidewalk barriers are displayed for visual purposes only. Their associated costs are stored in the s yer, which is costed panel-by-panel in the Facility Priority Summary.

PROW Sidewalk Corridor Compliance Summary

Corridor

BICOLE DR

Corridor Score & Severity

Score: 2

HIGH

Corridor Cost Summary

Facility Type		Cost
Sidewalk	$	89,523
Crosswalks	$	0
Curb Ramps	$	11,900
Missing Ramps	$	0

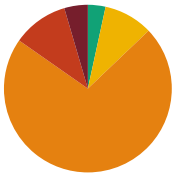

Sidewalk Barrier Priority Distribution

Priority	Percentage (%)
1	5%
2	11%
3	72%
4	9%
5	3%

Corridor Map



Facility Condition Summary

Sidewalks

Barrier Priority	Length (yd)		Cost
1	58	$	4,205
2	138	$	9,957
3	921	$	66,534
4	121	$	6,637
5	44	$	2,190
Total	1,283	$	89,523

Curb Ramps

Barrier Priority	Quantity		Cost
1	1	$	5,950
2	1	$	5,950
3	0	$	0
4	0	$	0
5	0	$	0
Total	2	$	11,900

Crosswalks

Barrier Priority	Length (yd)		Cost
1	0	$	0
2	0	$	0
3	0	$	0
4	0	$	0
5	0	$	0
Total	0	$	0

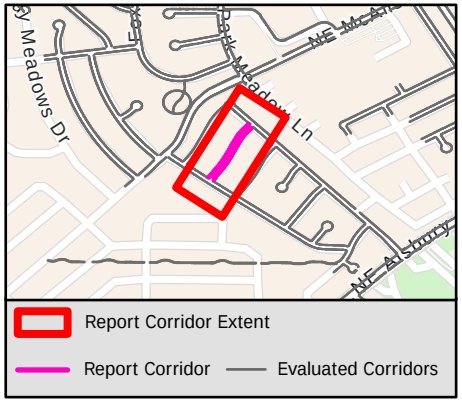

Sidewalk Barrier Summary

Pole	Quantity:	0
Fire Hydrant	Quantity:	0
Vault	Quantity:	0
Vegetation	Quantity:	0
Sign	Quantity:	0
Other	Quantity:	0

Missing Curb Ramps

Symbol	Quantity		Cost
	0	$	0

Curb Ramps Shown in Other Reports

Symbol	Quantity	Cost
	4	Other Report

Conceptual Budget Estimate Disclaimer

This "cost report" assigns a conceptual budget estimate to resolve non-compliance issues and was developed for planning purposes only. Kimley-Horn has no control over the cost of labor, materials, equipment, or over the Contractor's methods of determining prices or over competitive bidding or market conditions. Opinions of probable costs provided herein are based on the information known to Kimley-Horn at this time and represent only Kimley-Horn's judgment as a design professional familiar with the construction industry. Kimley-Horn cannot and does not guarantee that proposals, bids, or actual construction costs will not vary from its opinions of probable costs.

Sidewalk Barrier Conceptual Budget Summary

Sidewalk barriers are displayed for visual purposes only. Their associated costs are stored in the s yer, which is costed panel-by-panel in the Facility Priority Summary.

PROW Sidewalk Corridor Compliance Summary

Corridor

BIG BEND WAY

Corridor Score & Severity

Score: 5

LOW

Corridor Cost Summary

Facility Type		Cost
Sidewalk	$	12,727
Crosswalks	$	
Curb Ramps	$	11,900
Missing Ramps	$	0

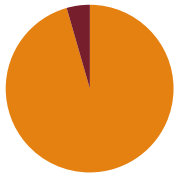

Sidewalk Barrier Priority Distribution

Priority	Percentage (%)
1	4%
2	0%
3	96%
4	0%
5	0%

Corridor Map



Facility Condition Summary

Sidewalks

Barrier Priority	Length (yd)		Cost
1	8	$	568
2	0	$	0
3	168	$	12,159
4	0	$	0
5	0	$	0
Total	176	$	12,727

Curb Ramps

Barrier Priority	Quantity		Cost
1	0	$	0
2	1	$	5,950
3	1	$	5,950
4	0	$	0
5	0	$	0
Total	2	$	11,900

Crosswalks

Barrier Priority	Length (yd)		Cost
1	0	$	0
2	0	$	0
3	0	$	0
4	0	$	0
5	18	$	
Total	18	$	

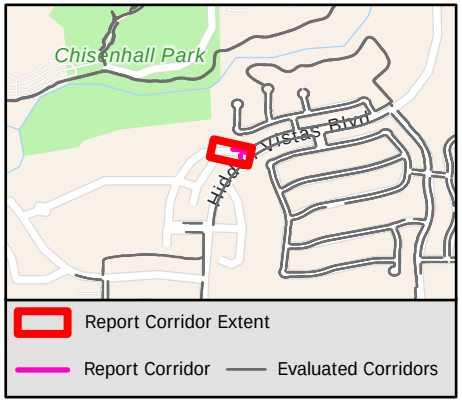

Sidewalk Barrier Summary

Pole	Quantity:	0
Fire Hydrant	Quantity:	0
Vault	Quantity:	0
Vegetation	Quantity:	0
Sign	Quantity:	0
Other	Quantity:	0

Missing Curb Ramps

Symbol	Quantity		Cost
	0	$	0

Curb Ramps Shown in Other Reports

Symbol	Quantity	Cost
	4	Other Report

Conceptual Budget Estimate Disclaimer

This "cost report" assigns a conceptual budget estimate to resolve non-compliance issues and was developed for planning purposes only. Kimley-Horn has no control over the cost of labor, materials, equipment, or over the Contractor's methods of determining prices or over competitive bidding or market conditions. Opinions of probable costs provided herein are based on the information known to Kimley-Horn at this time and represent only Kimley-Horn's judgment as a design professional familiar with the construction industry. Kimley-Horn cannot and does not guarantee that proposals, bids, or actual construction costs will not vary from its opinions of probable costs.

Sidewalk Barrier Conceptual Budget Summary

Sidewalk barriers are displayed for visual purposes only. Their associated costs are stored in the s yer, which is costed panel-by-panel in the Facility Priority Summary.

PROW Sidewalk Corridor Compliance Summary

Corridor

BIG HORN DR

Corridor Score & Severity

Score: 4

MEDIUM

Corridor Cost Summary

Facility Type		Cost
Sidewalk	$	202,310
Crosswalks	$	15,912
Curb Ramps	$	22,350
Missing Ramps	$	28,000

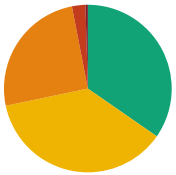

Sidewalk Barrier Priority Distribution

Priority	Percentage (%)
1	0%
2	3%
3	25%
4	37%
5	35%

Corridor Map

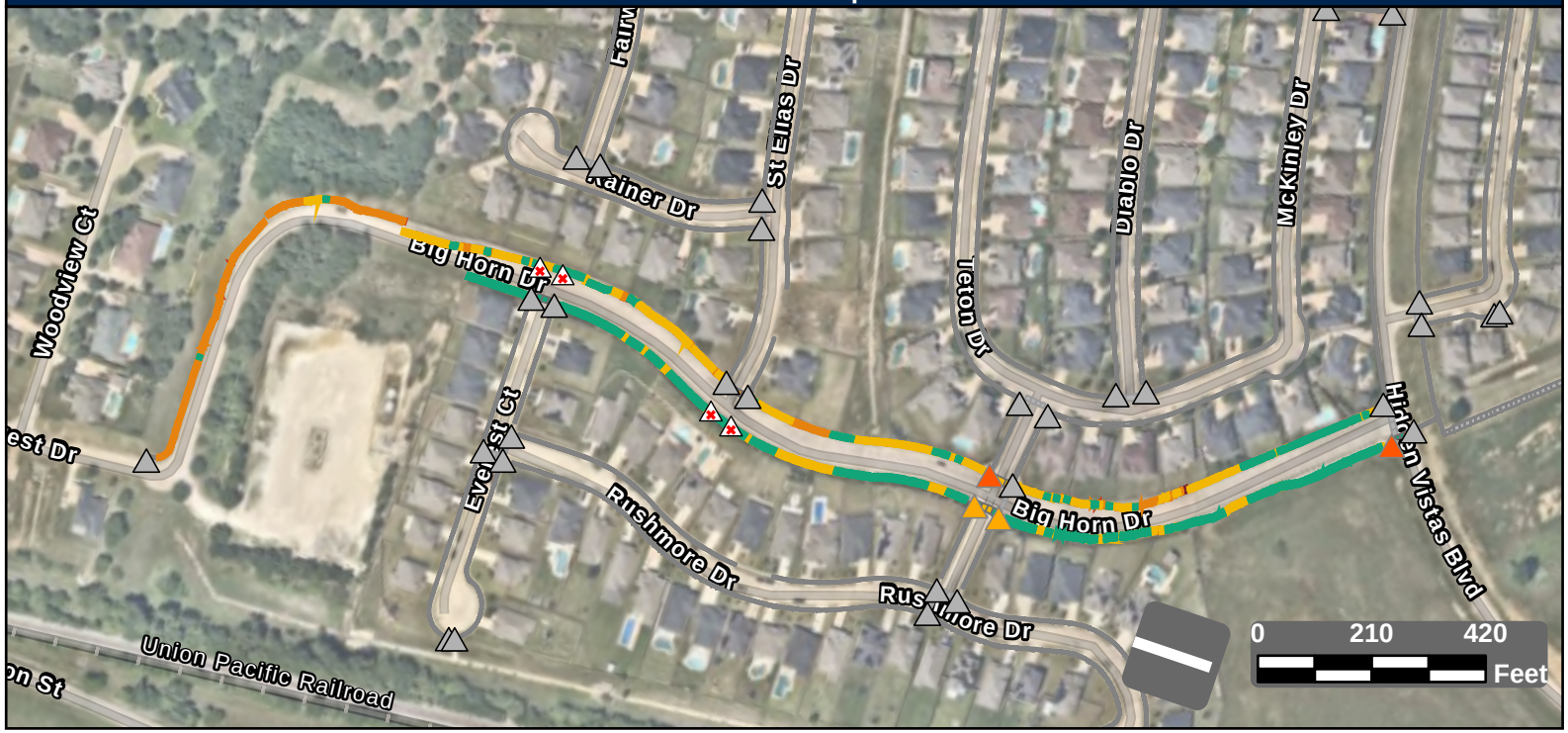

Facility Condition Summary

Sidewalks

Barrier Priority	Length (yd)		Cost
1	16	$	1,184
2	98	$	7,230
3	942	$	68,176
4	1,383	$	90,925
5	1,293	$	34,794
Total	3,733	$	202,310

Curb Ramps

Barrier Priority	Quantity		Cost
1	0	$	0
2	2	$	11,400
3	2	$	10,950
4	0	$	0
5	0	$	0
Total	4	$	22,350

Crosswalks

Barrier Priority	Length (yd)		Cost
1	0	$	0
2	0	$	0
3	31	$	4,441
4	92	$	11,471
5	93	$	0
Total	216	$	15,912

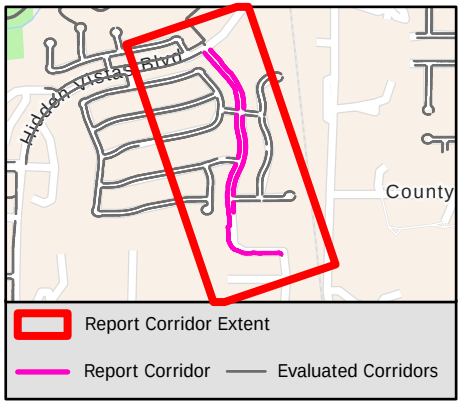

Sidewalk Barrier Summary

Pole	Quantity:	0
Fire Hydrant	Quantity:	0
Vault	Quantity:	0
Vegetation	Quantity:	0
Sign	Quantity:	0
Other	Quantity:	0

Missing Curb Ramps

Symbol	Quantity		Cost
	4	$	28,000

Curb Ramps Shown in Other Reports

Symbol	Quantity	Cost
	30	Other Report

Conceptual Budget Estimate Disclaimer

This "cost report" assigns a conceptual budget estimate to resolve non-compliance issues and was developed for planning purposes only. Kimley-Horn has no control over the cost of labor, materials, equipment, or over the Contractor's methods of determining prices or over competitive bidding or market conditions. Opinions of probable costs provided herein are based on the information known to Kimley-Horn at this time and represent only Kimley-Horn's judgment as a design professional familiar with the construction industry. Kimley-Horn cannot and does not guarantee that proposals, bids, or actual construction costs will not vary from its opinions of probable costs.

Sidewalk Barrier Conceptual Budget Summary

Sidewalk barriers are displayed for visual purposes only. Their associated costs are stored in the s yer, which is costed panel-by-panel in the Facility Priority Summary.

PROW Sidewalk Corridor Compliance Summary

Corridor

BLACK HILLS DR

Corridor Score & Severity

Score: 3

MEDIUM

Corridor Cost Summary

Facility Type		Cost
Sidewalk	$	18,783
Crosswalks	$	0
Curb Ramps	$	0
Missing Ramps	$	0

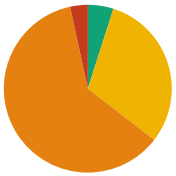

Sidewalk Barrier Priority Distribution

Priority	Percentage (%)
1	0%
2	3%
3	61%
4	31%
5	5%

Corridor Map

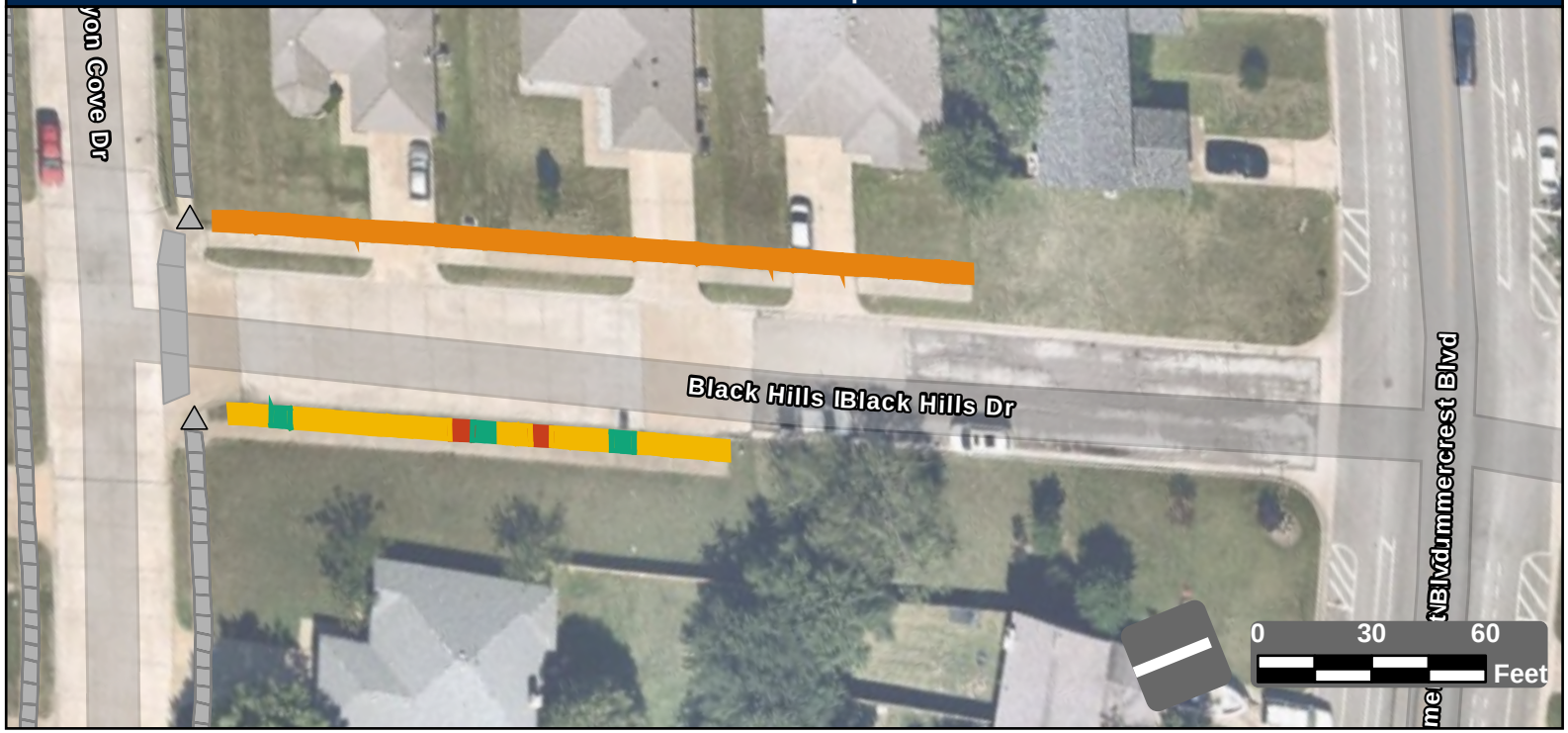

Facility Condition Summary

Sidewalks

Barrier Priority	Length (yd)		Cost
1	0	$	0
2	11	$	616
3	201	$	14,504
4	100	$	2,491
5	16	$	1,172
Total	329	$	18,783

Curb Ramps

Barrier Priority	Quantity		Cost
1	0	$	0
2	0	$	0
3	0	$	0
4	0	$	0
5	0	$	0
Total	0	$	0

Crosswalks

Barrier Priority	Length (yd)		Cost
1	0	$	0
2	0	$	0
3	0	$	0
4	0	$	0
5	0	$	0
Total	0	$	0

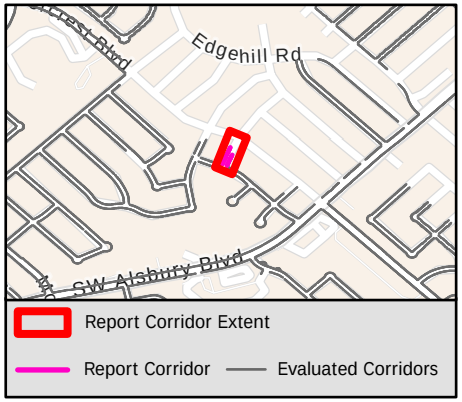

Sidewalk Barrier Summary

Pole	Quantity:	0
Fire Hydrant	Quantity:	0
Vault	Quantity:	0
Vegetation	Quantity:	0
Sign	Quantity:	0
Other	Quantity:	0

Missing Curb Ramps

Symbol	Quantity		Cost
	0	$	0

Curb Ramps Shown in Other Reports

Symbol	Quantity	Cost
	2	Other Report

Conceptual Budget Estimate Disclaimer

This "cost report" assigns a conceptual budget estimate to resolve non-compliance issues and was developed for planning purposes only. Kimley-Horn has no control over the cost of labor, materials, equipment, or over the Contractor's methods of determining prices or over competitive bidding or market conditions. Opinions of probable costs provided herein are based on the information known to Kimley-Horn at this time and represent only Kimley-Horn's judgment as a design professional familiar with the construction industry. Kimley-Horn cannot and does not guarantee that proposals, bids, or actual construction costs will not vary from its opinions of probable costs.

Sidewalk Barrier Conceptual Budget Summary

Sidewalk barriers are displayed for visual purposes only. Their associated costs are stored in the s yer, which is costed panel-by-panel in the Facility Priority Summary.

PROW Sidewalk Corridor Compliance Summary

Corridor

BLACKBIRD CT

Corridor Score & Severity

Score: 3

MEDIUM

Corridor Cost Summary

Facility Type		Cost
Sidewalk	$	59,536
Crosswalks	$	0
Curb Ramps	$	0
Missing Ramps	$	0

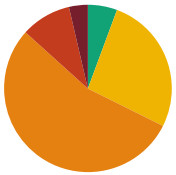

Sidewalk Barrier Priority Distribution

Priority	Percentage (%)
1	4%
2	10%
3	54%
4	27%
5	6%

Corridor Map



Facility Condition Summary

Sidewalks

Barrier Priority	Length (yd)		Cost
1	34	$	2,289
2	91	$	6,580
3	509	$	36,740
4	250	$	10,112
5	53	$	3,814
Total	936	$	59,536

Curb Ramps

Barrier Priority	Quantity		Cost
1	0	$	0
2	0	$	0
3	0	$	0
4	0	$	0
5	0	$	0
Total	0	$	0

Crosswalks

Barrier Priority	Length (yd)		Cost
1	0	$	0
2	0	$	0
3	0	$	0
4	0	$	0
5	0	$	0
Total	0	$	0

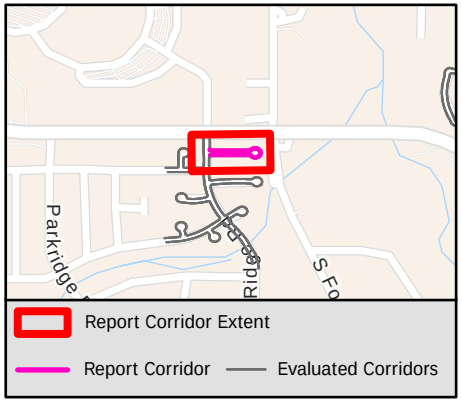

Sidewalk Barrier Summary

Pole	Quantity:	0
Fire Hydrant	Quantity:	0
Vault	Quantity:	0
Vegetation	Quantity:	0
Sign	Quantity:	0
Other	Quantity:	0

Missing Curb Ramps

Symbol	Quantity		Cost
	0	$	0

Curb Ramps Shown in Other Reports

Symbol	Quantity	Cost
	5	Other Report

Conceptual Budget Estimate Disclaimer

This "cost report" assigns a conceptual budget estimate to resolve non-compliance issues and was developed for planning purposes only. Kimley-Horn has no control over the cost of labor, materials, equipment, or over the Contractor's methods of determining prices or over competitive bidding or market conditions. Opinions of probable costs provided herein are based on the information known to Kimley-Horn at this time and represent only Kimley-Horn's judgment as a design professional familiar with the construction industry. Kimley-Horn cannot and does not guarantee that proposals, bids, or actual construction costs will not vary from its opinions of probable costs.

Sidewalk Barrier Conceptual Budget Summary

Sidewalk barriers are displayed for visual purposes only. Their associated costs are stored in the s yer, which is costed panel-by-panel in the Facility Priority Summary.

PROW Sidewalk Corridor Compliance Summary

Corridor

BLAYKE ST

Corridor Score & Severity

Score: 4
MEDIUM

Corridor Cost Summary

Facility Type		Cost
Sidewalk	$	131,977
Crosswalks	$	0
Curb Ramps	$	29,800
Missing Ramps	$	0

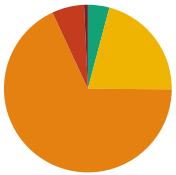

Sidewalk Barrier Priority Distribution

Priority	Percentage (%)
1	1%
2	6%
3	68%
4	21%
5	4%

Corridor Map

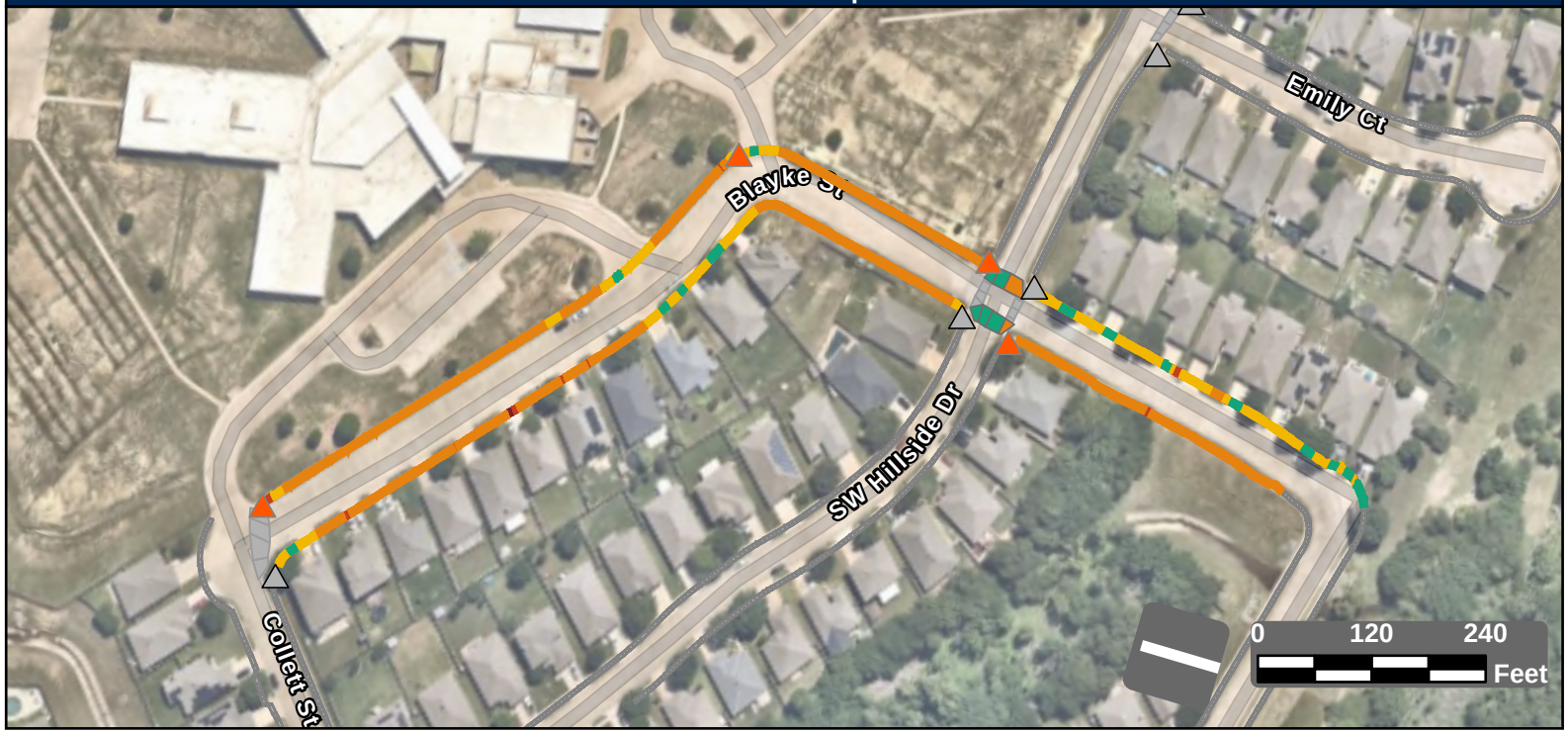

Facility Condition Summary

Sidewalks

Barrier Priority	Length (yd)		Cost
1	16	$	1,025
2	138	$	8,773
3	1,510	$	109,047
4	467	$	8,038
5	92	$	5,094
Total	2,224	$	131,977

Curb Ramps

Barrier Priority	Quantity		Cost
1	0	$	0
2	4	$	29,800
3	0	$	0
4	0	$	0
5	0	$	0
Total	4	$	29,800

Crosswalks

Barrier Priority	Length (yd)		Cost
1	0	$	0
2	0	$	0
3	53	$	0
4	0	$	0
5	137	$	0
Total	190	$	0

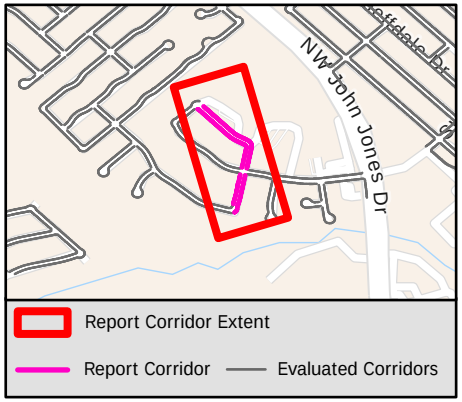

Sidewalk Barrier Summary

Pole	Quantity:	0
Fire Hydrant	Quantity:	0
Vault	Quantity:	0
Vegetation	Quantity:	0
Sign	Quantity:	0
Other	Quantity:	0

Missing Curb Ramps

Symbol	Quantity		Cost
	0	$	0

Curb Ramps Shown in Other Reports

Symbol	Quantity	Cost
	5	Other Report

Conceptual Budget Estimate Disclaimer

This "cost report" assigns a conceptual budget estimate to resolve non-compliance issues and was developed for planning purposes only. Kimley-Horn has no control over the cost of labor, materials, equipment, or over the Contractor's methods of determining prices or over competitive bidding or market conditions. Opinions of probable costs provided herein are based on the information known to Kimley-Horn at this time and represent only Kimley-Horn's judgment as a design professional familiar with the construction industry. Kimley-Horn cannot and does not guarantee that proposals, bids, or actual construction costs will not vary from its opinions of probable costs.

Sidewalk Barrier Conceptual Budget Summary

Sidewalk barriers are displayed for visual purposes only. Their associated costs are stored in the s yer, which is costed panel-by-panel in the Facility Priority Summary.

PROW Sidewalk Corridor Compliance Summary

Corridor

BLAZE CT

Corridor Score & Severity

Score: 5

LOW

Corridor Cost Summary

Facility Type		Cost
Sidewalk	$	60,369
Crosswalks	$	
Curb Ramps	$	8,950
Missing Ramps	$	0

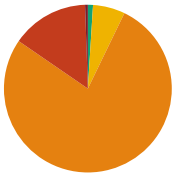

Sidewalk Barrier Priority Distribution

Priority	Percentage (%)
1	1%
2	15%
3	77%
4	6%
5	1%

Corridor Map



Facility Condition Summary

Sidewalks

Barrier Priority	Length (yd)		Cost
1	5	$	326
2	130	$	9,423
3	677	$	48,887
4	54	$	1,102
5	9	$	632
Total	875	$	60,369

Curb Ramps

Barrier Priority	Quantity		Cost
1	0	$	0
2	0	$	0
3	1	$	8,950
4	0	$	0
5	0	$	0
Total	1	$	8,950

Crosswalks

Barrier Priority	Length (yd)		Cost
1	0	$	0
2	0	$	0
3	0	$	0
4	0	$	0
5	76	$	
Total	76	$	

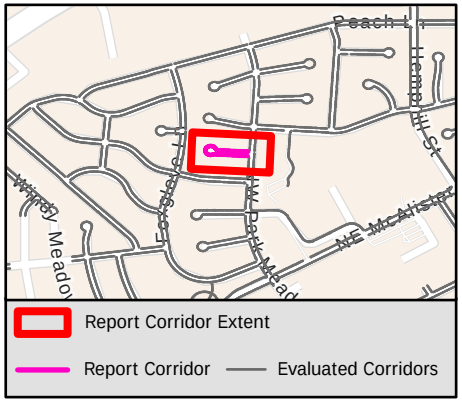

Sidewalk Barrier Summary

Pole	Quantity:	0
Fire Hydrant	Quantity:	0
Vault	Quantity:	0
Vegetation	Quantity:	0
Sign	Quantity:	0
Other	Quantity:	0

Missing Curb Ramps

Symbol	Quantity		Cost
	0	$	0

Curb Ramps Shown in Other Reports

Symbol	Quantity	Cost
	2	Other Report

Conceptual Budget Estimate Disclaimer

This "cost report" assigns a conceptual budget estimate to resolve non-compliance issues and was developed for planning purposes only. Kimley-Horn has no control over the cost of labor, materials, equipment, or over the Contractor's methods of determining prices or over competitive bidding or market conditions. Opinions of probable costs provided herein are based on the information known to Kimley-Horn at this time and represent only Kimley-Horn's judgment as a design professional familiar with the construction industry. Kimley-Horn cannot and does not guarantee that proposals, bids, or actual construction costs will not vary from its opinions of probable costs.

Sidewalk Barrier Conceptual Budget Summary

Sidewalk barriers are displayed for visual purposes only. Their associated costs are stored in the s yer, which is costed panel-by-panel in the Facility Priority Summary.

PROW Sidewalk Corridor Compliance Summary

Corridor

BLAZING STAR TRL

Corridor Score & Severity

Score: 5

LOW

Corridor Cost Summary

Facility Type		Cost
Sidewalk	$	159,546
Crosswalks	$	
Curb Ramps	$	26,800
Missing Ramps	$	21,000

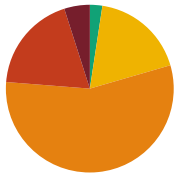

Sidewalk Barrier Priority Distribution

Priority	Percentage (%)
1	5%
2	19%
3	56%
4	18%
5	2%

Corridor Map



Facility Condition Summary

Sidewalks

Barrier Priority	Length (yd)		Cost
1	124	$	8,770
2	472	$	33,650
3	1,400	$	101,113
4	454	$	11,638
5	61	$	4,375
Total	2,510	$	159,546

Curb Ramps

Barrier Priority	Quantity		Cost
1	0	$	0
2	4	$	26,800
3	0	$	0
4	0	$	0
5	0	$	0
Total	4	$	26,800

Crosswalks

Barrier Priority	Length (yd)		Cost
1	0	$	0
2	0	$	0
3	0	$	0
4	0	$	0
5	98	$	
Total	98	$	

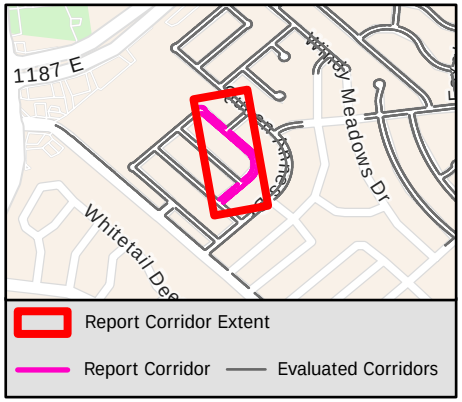

Sidewalk Barrier Summary

Pole	Quantity:	0
Fire Hydrant	Quantity:	0
Vault	Quantity:	0
Vegetation	Quantity:	0
Sign	Quantity:	0
Other	Quantity:	0

Missing Curb Ramps

Symbol	Quantity		Cost
	3	$	21,000

Curb Ramps Shown in Other Reports

Symbol	Quantity	Cost
	5	Other Report

Conceptual Budget Estimate Disclaimer

This "cost report" assigns a conceptual budget estimate to resolve non-compliance issues and was developed for planning purposes only. Kimley-Horn has no control over the cost of labor, materials, equipment, or over the Contractor's methods of determining prices or over competitive bidding or market conditions. Opinions of probable costs provided herein are based on the information known to Kimley-Horn at this time and represent only Kimley-Horn's judgment as a design professional familiar with the construction industry. Kimley-Horn cannot and does not guarantee that proposals, bids, or actual construction costs will not vary from its opinions of probable costs.

Sidewalk Barrier Conceptual Budget Summary

Sidewalk barriers are displayed for visual purposes only. Their associated costs are stored in the s yer, which is costed panel-by-panel in the Facility Priority Summary.

PROW Sidewalk Corridor Compliance Summary

Corridor

BLUE DAZE CT

Corridor Score & Severity

Score: 5

LOW

Corridor Cost Summary

Facility Type		Cost
Sidewalk	$	72,433
Crosswalks	$	
Curb Ramps	$	0
Missing Ramps	$	0

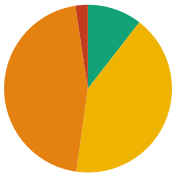

Sidewalk Barrier Priority Distribution

Priority	Percentage (%)
1	0%
2	2%
3	45%
4	42%
5	11%

Corridor Map



Facility Condition Summary

Sidewalks

Barrier Priority	Length (yd)		Cost
1	0	$	0
2	24	$	2,124
3	463	$	34,038
4	426	$	31,314
5	107	$	4,957
Total	1,021	$	72,433

Curb Ramps

Barrier Priority	Quantity		Cost
1	0	$	0
2	0	$	0
3	0	$	0
4	0	$	0
5	0	$	0
Total	0	$	0

Crosswalks

Barrier Priority	Length (yd)		Cost
1	0	$	0
2	0	$	0
3	0	$	0
4	0	$	0
5	146	$	
Total	146	$	

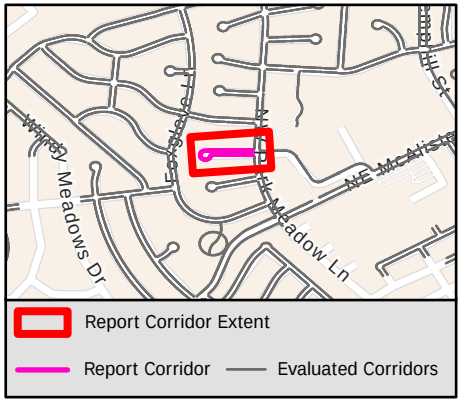

Sidewalk Barrier Summary

Pole	Quantity:	0
Fire Hydrant	Quantity:	0
Vault	Quantity:	0
Vegetation	Quantity:	0
Sign	Quantity:	0
Other	Quantity:	0

Missing Curb Ramps

Symbol	Quantity		Cost
	0	$	0

Curb Ramps Shown in Other Reports

Symbol	Quantity	Cost
	4	Other Report

Conceptual Budget Estimate Disclaimer

This "cost report" assigns a conceptual budget estimate to resolve non-compliance issues and was developed for planning purposes only. Kimley-Horn has no control over the cost of labor, materials, equipment, or over the Contractor's methods of determining prices or over competitive bidding or market conditions. Opinions of probable costs provided herein are based on the information known to Kimley-Horn at this time and represent only Kimley-Horn's judgment as a design professional familiar with the construction industry. Kimley-Horn cannot and does not guarantee that proposals, bids, or actual construction costs will not vary from its opinions of probable costs.

Sidewalk Barrier Conceptual Budget Summary

Sidewalk barriers are displayed for visual purposes only. Their associated costs are stored in the s yer, which is costed panel-by-panel in the Facility Priority Summary.

PROW Sidewalk Corridor Compliance Summary

Corridor

BLUE HILL CT

Corridor Score & Severity

Score: 5

LOW

Corridor Cost Summary

Facility Type		Cost
Sidewalk	$	4,046
Crosswalks	$	
Curb Ramps	$	11,900
Missing Ramps	$	0

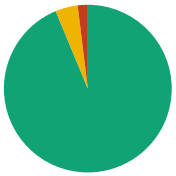

Sidewalk Barrier Priority Distribution

Priority	Percentage (%)
1	0%
2	2%
3	0%
4	4%
5	94%

Corridor Map



Facility Condition Summary

Sidewalks

Barrier Priority	Length (yd)		Cost
1	0	$	0
2	11	$	415
3	0	$	0
4	25	$	1,831
5	552	$	1,799
Total	589	$	4,046

Curb Ramps

Barrier Priority	Quantity		Cost
1	0	$	0
2	1	$	5,950
3	1	$	5,950
4	0	$	0
5	0	$	0
Total	2	$	11,900

Crosswalks

Barrier Priority	Length (yd)		Cost
1	0	$	0
2	0	$	0
3	0	$	0
4	0	$	0
5	30	$	
Total	30	$	

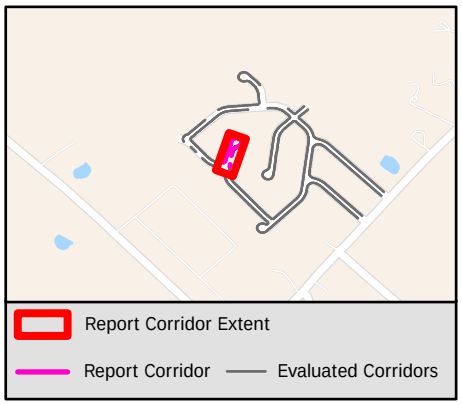

Sidewalk Barrier Summary

Pole	Quantity:	0
Fire Hydrant	Quantity:	0
Vault	Quantity:	0
Vegetation	Quantity:	0
Sign	Quantity:	0
Other	Quantity:	0

Missing Curb Ramps

Symbol	Quantity		Cost
	0	$	0

Curb Ramps Shown in Other Reports

Symbol	Quantity	Cost
	0	Other Report

Conceptual Budget Estimate Disclaimer

This "cost report" assigns a conceptual budget estimate to resolve non-compliance issues and was developed for planning purposes only. Kimley-Horn has no control over the cost of labor, materials, equipment, or over the Contractor's methods of determining prices or over competitive bidding or market conditions. Opinions of probable costs provided herein are based on the information known to Kimley-Horn at this time and represent only Kimley-Horn's judgment as a design professional familiar with the construction industry. Kimley-Horn cannot and does not guarantee that proposals, bids, or actual construction costs will not vary from its opinions of probable costs.

Sidewalk Barrier Conceptual Budget Summary

Sidewalk barriers are displayed for visual purposes only. Their associated costs are stored in the s yer, which is costed panel-by-panel in the Facility Priority Summary.

PROW Sidewalk Corridor Compliance Summary

Corridor

BLUE HILL DR

Corridor Score & Severity

Score: 4

MEDIUM

Corridor Cost Summary

Facility Type		Cost
Sidewalk	$	42,149
Crosswalks	$	0
Curb Ramps	$	14,900
Missing Ramps	$	0

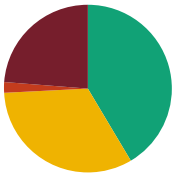

Sidewalk Barrier Priority Distribution

Priority	Percentage (%)
1	24%
2	2%
3	0%
4	33%
5	41%

Corridor Map



Facility Condition Summary

Sidewalks

Barrier Priority	Length (yd)		Cost
1	425	$	30,710
2	37	$	1,343
3	0	$	0
4	587	$	6,235
5	743	$	3,860
Total	1,791	$	42,149

Curb Ramps

Barrier Priority	Quantity		Cost
1	0	$	0
2	0	$	0
3	1	$	7,450
4	1	$	7,450
5	0	$	0
Total	2	$	14,900

Crosswalks

Barrier Priority	Length (yd)		Cost
1	0	$	0
2	0	$	0
3	0	$	0
4	0	$	0
5	0	$	0
Total	0	$	0

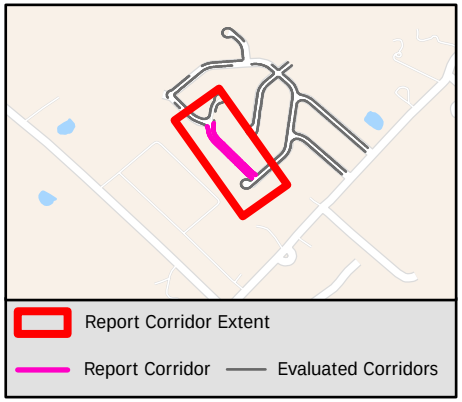

Sidewalk Barrier Summary

Pole	Quantity:	0
Fire Hydrant	Quantity:	0
Vault	Quantity:	0
Vegetation	Quantity:	0
Sign	Quantity:	0
Other	Quantity:	0

Missing Curb Ramps

Symbol	Quantity		Cost
	0	$	0

Curb Ramps Shown in Other Reports

Symbol	Quantity	Cost
	4	Other Report

Conceptual Budget Estimate Disclaimer

This "cost report" assigns a conceptual budget estimate to resolve non-compliance issues and was developed for planning purposes only. Kimley-Horn has no control over the cost of labor, materials, equipment, or over the Contractor's methods of determining prices or over competitive bidding or market conditions. Opinions of probable costs provided herein are based on the information known to Kimley-Horn at this time and represent only Kimley-Horn's judgment as a design professional familiar with the construction industry. Kimley-Horn cannot and does not guarantee that proposals, bids, or actual construction costs will not vary from its opinions of probable costs.

Sidewalk Barrier Conceptual Budget Summary

Sidewalk barriers are displayed for visual purposes only. Their associated costs are stored in the s[illegible]yer, which is costed panel-by-panel in the Facility Priority Summary.

1691

PROW Sidewalk Corridor Compliance Summary

Corridor

BLUE LAKE DR

Corridor Score & Severity

Score: 4

MEDIUM

Corridor Cost Summary

Facility Type		Cost
Sidewalk	$	67,158
Crosswalks	$	7,646
Curb Ramps	$	22,300
Missing Ramps	$	7,000

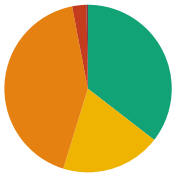

Sidewalk Barrier Priority Distribution

Priority	Percentage (%)
1	0%
2	3%
3	42%
4	19%
5	35%

Corridor Map

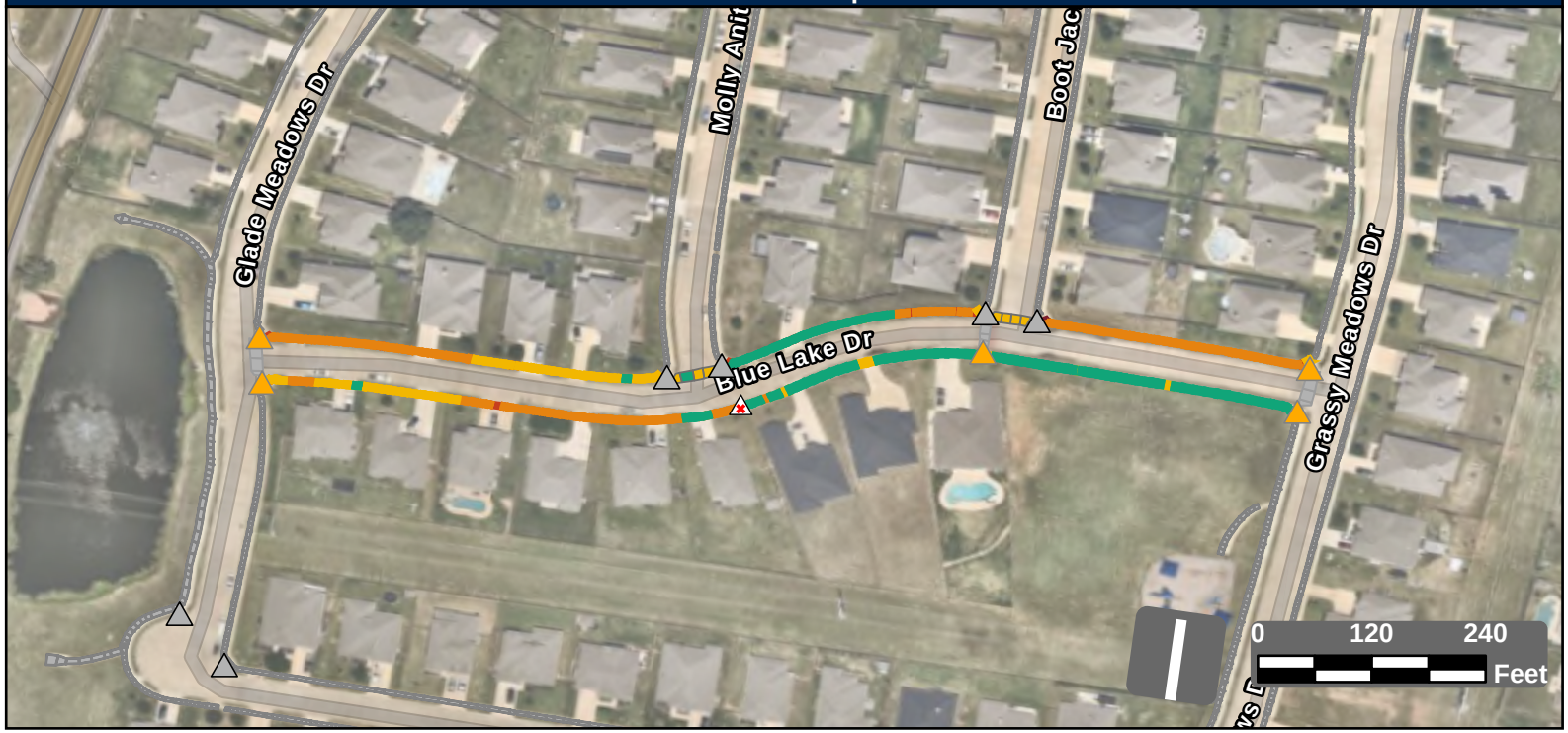

Facility Condition Summary

Sidewalks

Barrier Priority	Length (yd)		Cost
1	4	$	157
2	47	$	2,877
3	713	$	51,460
4	325	$	6,451
5	598	$	6,213
Total	1,687	$	67,158

Curb Ramps

Barrier Priority	Quantity		Cost
1	0	$	0
2	0	$	0
3	5	$	22,300
4	0	$	0
5	0	$	0
Total	5	$	22,300

Crosswalks

Barrier Priority	Length (yd)		Cost
1	0	$	0
2	0	$	0
3	0	$	0
4	77	$	7,646
5	14	$	
Total	91	$	7,646

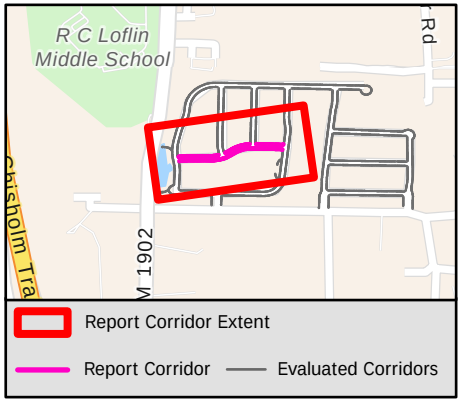

Sidewalk Barrier Summary

Pole	Quantity:	0
Fire Hydrant	Quantity:	0
Vault	Quantity:	0
Vegetation	Quantity:	0
Sign	Quantity:	0
Other	Quantity:	0

Missing Curb Ramps

Symbol	Quantity		Cost
	1	$	7,000

Curb Ramps Shown in Other Reports

Symbol	Quantity	Cost
	6	Other Report

Conceptual Budget Estimate Disclaimer

This "cost report" assigns a conceptual budget estimate to resolve non-compliance issues and was developed for planning purposes only. Kimley-Horn has no control over the cost of labor, materials, equipment, or over the Contractor's methods of determining prices or over competitive bidding or market conditions. Opinions of probable costs provided herein are based on the information known to Kimley-Horn at this time and represent only Kimley-Horn's judgment as a design professional familiar with the construction industry. Kimley-Horn cannot and does not guarantee that proposals, bids, or actual construction costs will not vary from its opinions of probable costs.

Sidewalk Barrier Conceptual Budget Summary

Sidewalk barriers are displayed for visual purposes only. Their associated costs are stored in the s yer, which is costed panel-by-panel in the Facility Priority Summary.

PROW Sidewalk Corridor Compliance Summary

Corridor

BLUE MARLIN DR

Corridor Score & Severity

Score: 5

LOW

Corridor Cost Summary

Facility Type		Cost
Sidewalk	$	121,839
Crosswalks	$	
Curb Ramps	$	40,200
Missing Ramps	$	7,000

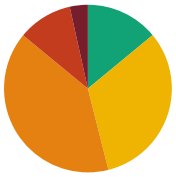

Sidewalk Barrier Priority Distribution

Priority	Percentage (%)
1	3%
2	11%
3	40%
4	32%
5	14%

Corridor Map

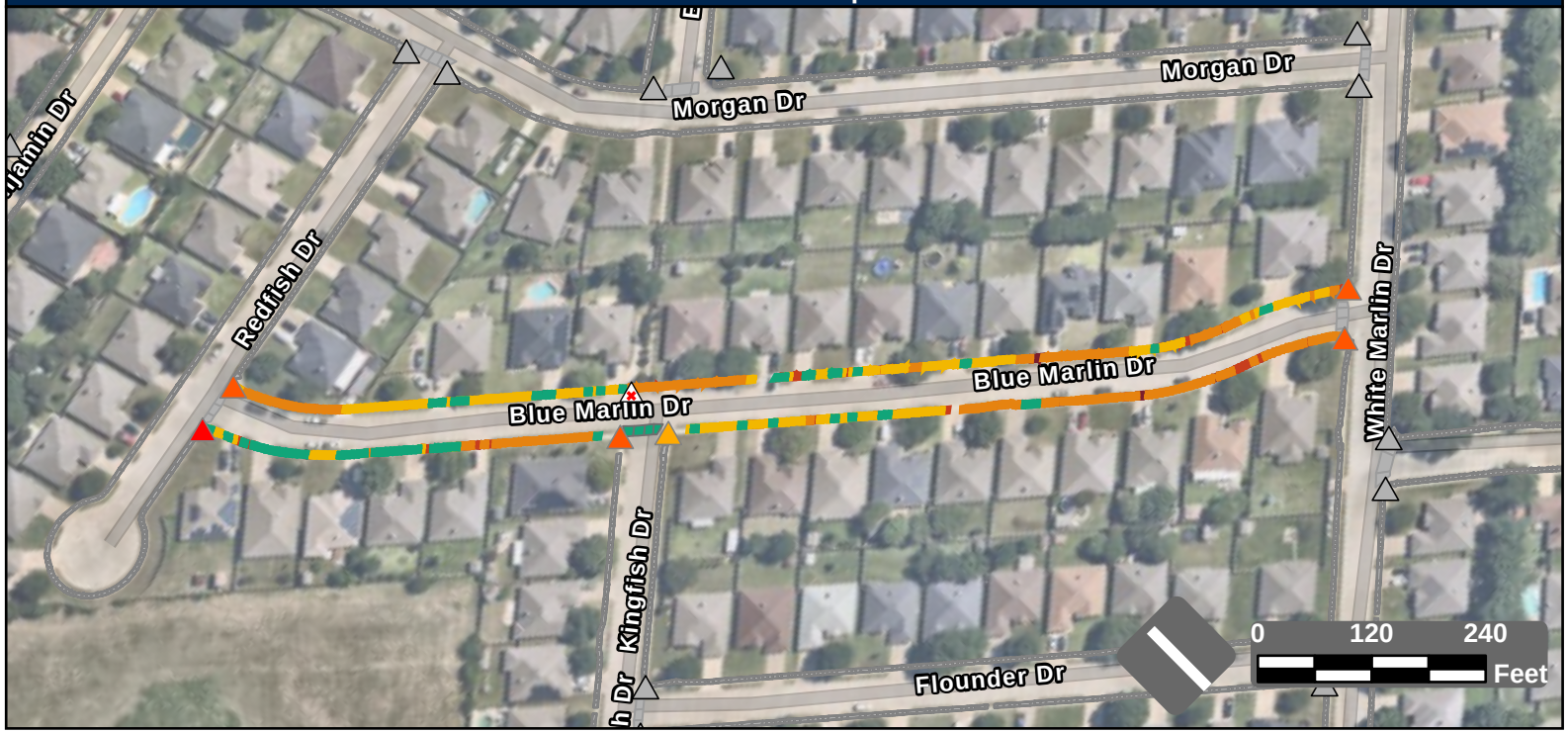

Facility Condition Summary

Sidewalks

Barrier Priority	Length (yd)		Cost
1	68	$	4,602
2	205	$	13,992
3	776	$	56,083
4	623	$	39,103
5	272	$	8,059
Total	1,945	$	121,839

Curb Ramps

Barrier Priority	Quantity		Cost
1	1	$	5,950
2	4	$	26,800
3	1	$	7,450
4	0	$	0
5	0	$	0
Total	6	$	40,200

Crosswalks

Barrier Priority	Length (yd)		Cost
1	0	$	0
2	0	$	0
3	0	$	0
4	0	$	0
5	41	$	
Total	41	$	

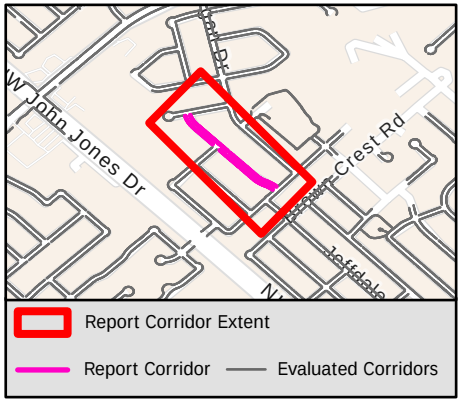

Sidewalk Barrier Summary

Pole	Quantity:	0
Fire Hydrant	Quantity:	0
Vault	Quantity:	0
Vegetation	Quantity:	0
Sign	Quantity:	0
Other	Quantity:	0

Missing Curb Ramps

Symbol	Quantity		Cost
	1	$	7,000

Curb Ramps Shown in Other Reports

Symbol	Quantity	Cost
	13	Other Report

Conceptual Budget Estimate Disclaimer

This "cost report" assigns a conceptual budget estimate to resolve non-compliance issues and was developed for planning purposes only. Kimley-Horn has no control over the cost of labor, materials, equipment, or over the Contractor's methods of determining prices or over competitive bidding or market conditions. Opinions of probable costs provided herein are based on the information known to Kimley-Horn at this time and represent only Kimley-Horn's judgment as a design professional familiar with the construction industry. Kimley-Horn cannot and does not guarantee that proposals, bids, or actual construction costs will not vary from its opinions of probable costs.

Sidewalk Barrier Conceptual Budget Summary

Sidewalk barriers are displayed for visual purposes only. Their associated costs are stored in the s yer, which is costed panel-by-panel in the Facility Priority Summary.

PROW Sidewalk Corridor Compliance Summary

Corridor

BLUE MOON DR

Corridor Score & Severity

Score: 4

MEDIUM

Corridor Cost Summary

Facility Type		Cost
Sidewalk	$	10,369
Crosswalks	$	0
Curb Ramps	$	0
Missing Ramps	$	0

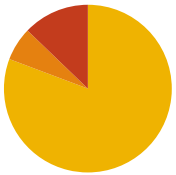

Sidewalk Barrier Priority Distribution

Priority	Percentage (%)
1	0%
2	13%
3	6%
4	81%
5	0%

Corridor Map



Facility Condition Summary

Sidewalks

Barrier Priority	Length (yd)		Cost
1	0	$	0
2	20	$	1,478
3	10	$	750
4	129	$	8,141
5	0	$	0
Total	160	$	10,369

Curb Ramps

Barrier Priority	Quantity		Cost
1	0	$	0
2	0	$	0
3	0	$	0
4	0	$	0
5	0	$	0
Total	0	$	0

Crosswalks

Barrier Priority	Length (yd)		Cost
1	0	$	0
2	0	$	0
3	0	$	0
4	0	$	0
5	0	$	0
Total	0	$	0

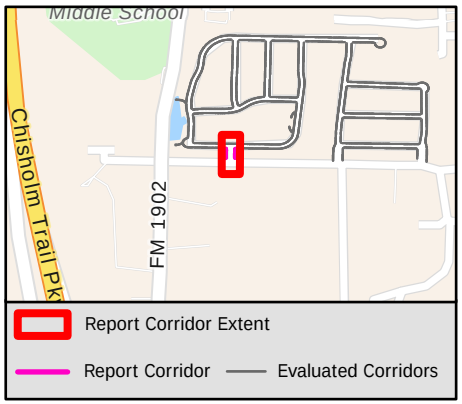

Sidewalk Barrier Summary

Pole	Quantity:	0
Fire Hydrant	Quantity:	0
Vault	Quantity:	0
Vegetation	Quantity:	0
Sign	Quantity:	0
Other	Quantity:	0

Missing Curb Ramps

Symbol	Quantity		Cost
	0	$	0

Curb Ramps Shown in Other Reports

Symbol	Quantity	Cost
	2	Other Report

Conceptual Budget Estimate Disclaimer

This "cost report" assigns a conceptual budget estimate to resolve non-compliance issues and was developed for planning purposes only. Kimley-Horn has no control over the cost of labor, materials, equipment, or over the Contractor's methods of determining prices or over competitive bidding or market conditions. Opinions of probable costs provided herein are based on the information known to Kimley-Horn at this time and represent only Kimley-Horn's judgment as a design professional familiar with the construction industry. Kimley-Horn cannot and does not guarantee that proposals, bids, or actual construction costs will not vary from its opinions of probable costs.

Sidewalk Barrier Conceptual Budget Summary

Sidewalk barriers are displayed for visual purposes only. Their associated costs are stored in the s yer, which is costed panel-by-panel in the Facility Priority Summary.

PROW Sidewalk Corridor Compliance Summary

Corridor

BLUE RIDGE DR

Corridor Score & Severity

Score: 3

MEDIUM

Corridor Cost Summary

Facility Type		Cost
Sidewalk	$	0
Crosswalks	$	0
Curb Ramps	$	29,800
Missing Ramps	$	0



Sidewalk Barrier Priority Distribution

Priority	Percentage (%)
1	0%
2	0%
3	0%
4	100%
5	0%

Corridor Map



Facility Condition Summary

Sidewalks

Barrier Priority	Length (yd)		Cost
1	0	$	0
2	0	$	0
3	0	$	0
4	13	$	0
5	0	$	0
Total	13	$	0

Curb Ramps

Barrier Priority	Quantity		Cost
1	0	$	0
2	0	$	0
3	4	$	29,800
4	0	$	0
5	0	$	0
Total	4	$	29,800

Crosswalks

Barrier Priority	Length (yd)		Cost
1	0	$	0
2	0	$	0
3	0	$	0
4	0	$	0
5	0	$	0
Total	0	$	0

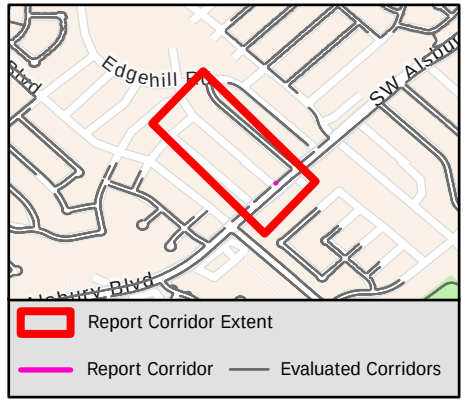

Sidewalk Barrier Summary

Pole	Quantity:	0
Fire Hydrant	Quantity:	0
Vault	Quantity:	0
Vegetation	Quantity:	0
Sign	Quantity:	0
Other	Quantity:	0

Missing Curb Ramps

Symbol	Quantity		Cost
	0	$	0

Curb Ramps Shown in Other Reports

Symbol	Quantity	Cost
	8	Other Report

Conceptual Budget Estimate Disclaimer

This "cost report" assigns a conceptual budget estimate to resolve non-compliance issues and was developed for planning purposes only. Kimley-Horn has no control over the cost of labor, materials, equipment, or over the Contractor's methods of determining prices or over competitive bidding or market conditions. Opinions of probable costs provided herein are based on the information known to Kimley-Horn at this time and represent only Kimley-Horn's judgment as a design professional familiar with the construction industry. Kimley-Horn cannot and does not guarantee that proposals, bids, or actual construction costs will not vary from its opinions of probable costs.

Sidewalk Barrier Conceptual Budget Summary

Sidewalk barriers are displayed for visual purposes only. Their associated costs are stored in the s yer, which is costed panel-by-panel in the Facility Priority Summary.

PROW Sidewalk Corridor Compliance Summary

Corridor

BLUE SKY LN

Corridor Score & Severity

Score: 2

HIGH

Corridor Cost Summary

Facility Type		Cost
Sidewalk	$	31,482
Crosswalks	$	0
Curb Ramps	$	23,800
Missing Ramps	$	0

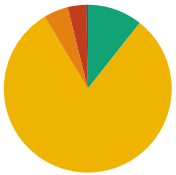

Sidewalk Barrier Priority Distribution

Priority	Percentage (%)
1	0%
2	4%
3	5%
4	81%
5	11%

Corridor Map

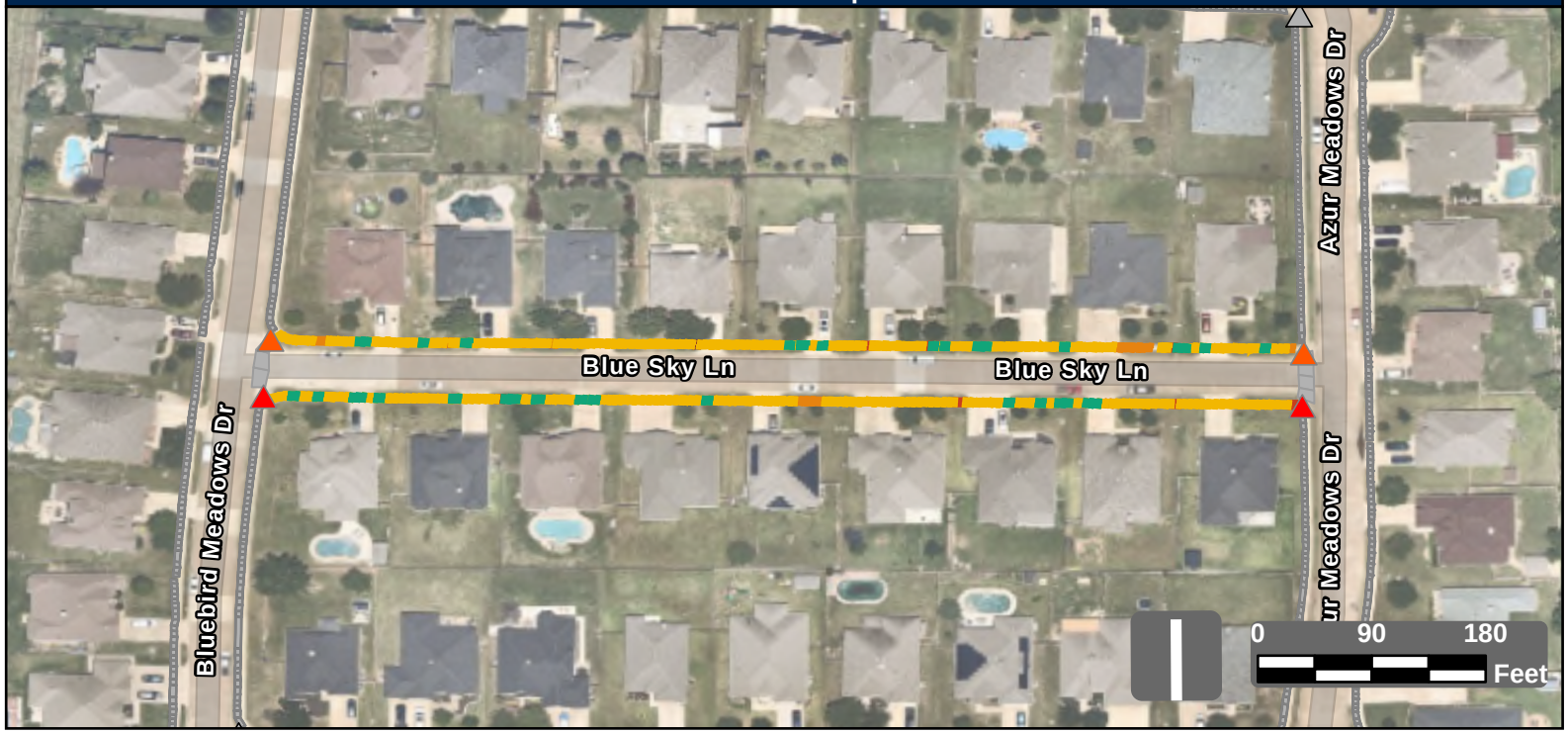

Facility Condition Summary

Sidewalks

Barrier Priority	Length (yd)		Cost
1	4	$	266
2	43	$	2,197
3	57	$	4,119
4	976	$	15,615
5	129	$	9,286
Total	1,208	$	31,482

Curb Ramps

Barrier Priority	Quantity		Cost
1	2	$	11,900
2	2	$	11,900
3	0	$	0
4	0	$	0
5	0	$	0
Total	4	$	23,800

Crosswalks

Barrier Priority	Length (yd)		Cost
1	0	$	0
2	0	$	0
3	0	$	0
4	0	$	0
5	0	$	0
Total	0	$	0

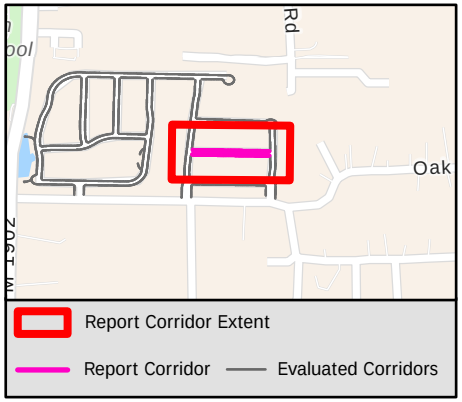

Sidewalk Barrier Summary

Pole	Quantity:	0
Fire Hydrant	Quantity:	0
Vault	Quantity:	0
Vegetation	Quantity:	0
Sign	Quantity:	0
Other	Quantity:	0

Missing Curb Ramps

Symbol	Quantity		Cost
	0	$	0

Curb Ramps Shown in Other Reports

Symbol	Quantity	Cost
	2	Other Report

Conceptual Budget Estimate Disclaimer

This "cost report" assigns a conceptual budget estimate to resolve non-compliance issues and was developed for planning purposes only. Kimley-Horn has no control over the cost of labor, materials, equipment, or over the Contractor's methods of determining prices or over competitive bidding or market conditions. Opinions of probable costs provided herein are based on the information known to Kimley-Horn at this time and represent only Kimley-Horn's judgment as a design professional familiar with the construction industry. Kimley-Horn cannot and does not guarantee that proposals, bids, or actual construction costs will not vary from its opinions of probable costs.

Sidewalk Barrier Conceptual Budget Summary

Sidewalk barriers are displayed for visual purposes only. Their associated costs are stored in the s yer, which is costed panel-by-panel in the Facility Priority Summary.

PROW Sidewalk Corridor Compliance Summary

Corridor

BLUE STAR CT

Corridor Score & Severity

Score: 4

MEDIUM

Corridor Cost Summary

Facility Type		Cost
Sidewalk	$	29,491
Crosswalks	$	0
Curb Ramps	$	0
Missing Ramps	$	0

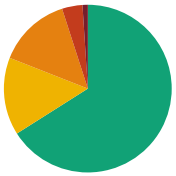

Sidewalk Barrier Priority Distribution

Priority	Percentage (%)
1	1%
2	4%
3	14%
4	15%
5	66%

Corridor Map



Facility Condition Summary

Sidewalks

Barrier Priority	Length (yd)		Cost
1	10	$	430
2	38	$	2,041
3	134	$	9,708
4	143	$	11,860
5	632	$	5,453
Total	957	$	29,491

Curb Ramps

Barrier Priority	Quantity		Cost
1	0	$	0
2	0	$	0
3	0	$	0
4	0	$	0
5	0	$	0
Total	0	$	0

Crosswalks

Barrier Priority	Length (yd)		Cost
1	0	$	0
2	0	$	0
3	0	$	0
4	0	$	0
5	0	$	0
Total	0	$	0

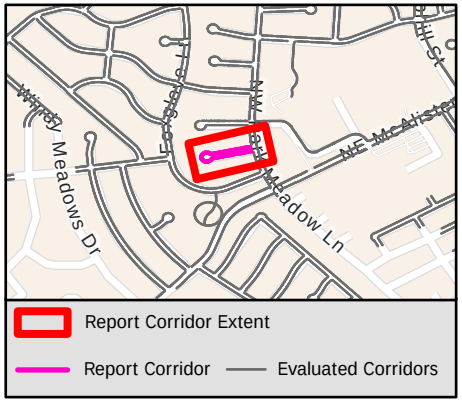

Sidewalk Barrier Summary

Pole	Quantity:	0
Fire Hydrant	Quantity:	0
Vault	Quantity:	0
Vegetation	Quantity:	0
Sign	Quantity:	0
Other	Quantity:	0

Missing Curb Ramps

Symbol	Quantity		Cost
	0	$	0

Curb Ramps Shown in Other Reports

Symbol	Quantity	Cost
	2	Other Report

Conceptual Budget Estimate Disclaimer

This "cost report" assigns a conceptual budget estimate to resolve non-compliance issues and was developed for planning purposes only. Kimley-Horn has no control over the cost of labor, materials, equipment, or over the Contractor's methods of determining prices or over competitive bidding or market conditions. Opinions of probable costs provided herein are based on the information known to Kimley-Horn at this time and represent only Kimley-Horn's judgment as a design professional familiar with the construction industry. Kimley-Horn cannot and does not guarantee that proposals, bids, or actual construction costs will not vary from its opinions of probable costs.

Sidewalk Barrier Conceptual Budget Summary

Sidewalk barriers are displayed for visual purposes only. Their associated costs are stored in the s yer, which is costed panel-by-panel in the Facility Priority Summary.

PROW Sidewalk Corridor Compliance Summary

Corridor

BLUEBIRD CT

Corridor Score & Severity

Score: 3

MEDIUM

Corridor Cost Summary

Facility Type		Cost
Sidewalk	$	56,116
Crosswalks	$	0
Curb Ramps	$	0
Missing Ramps	$	0

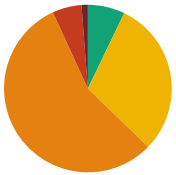

Sidewalk Barrier Priority Distribution

Priority	Percentage (%)
1	1%
2	6%
3	56%
4	30%
5	7%

Corridor Map

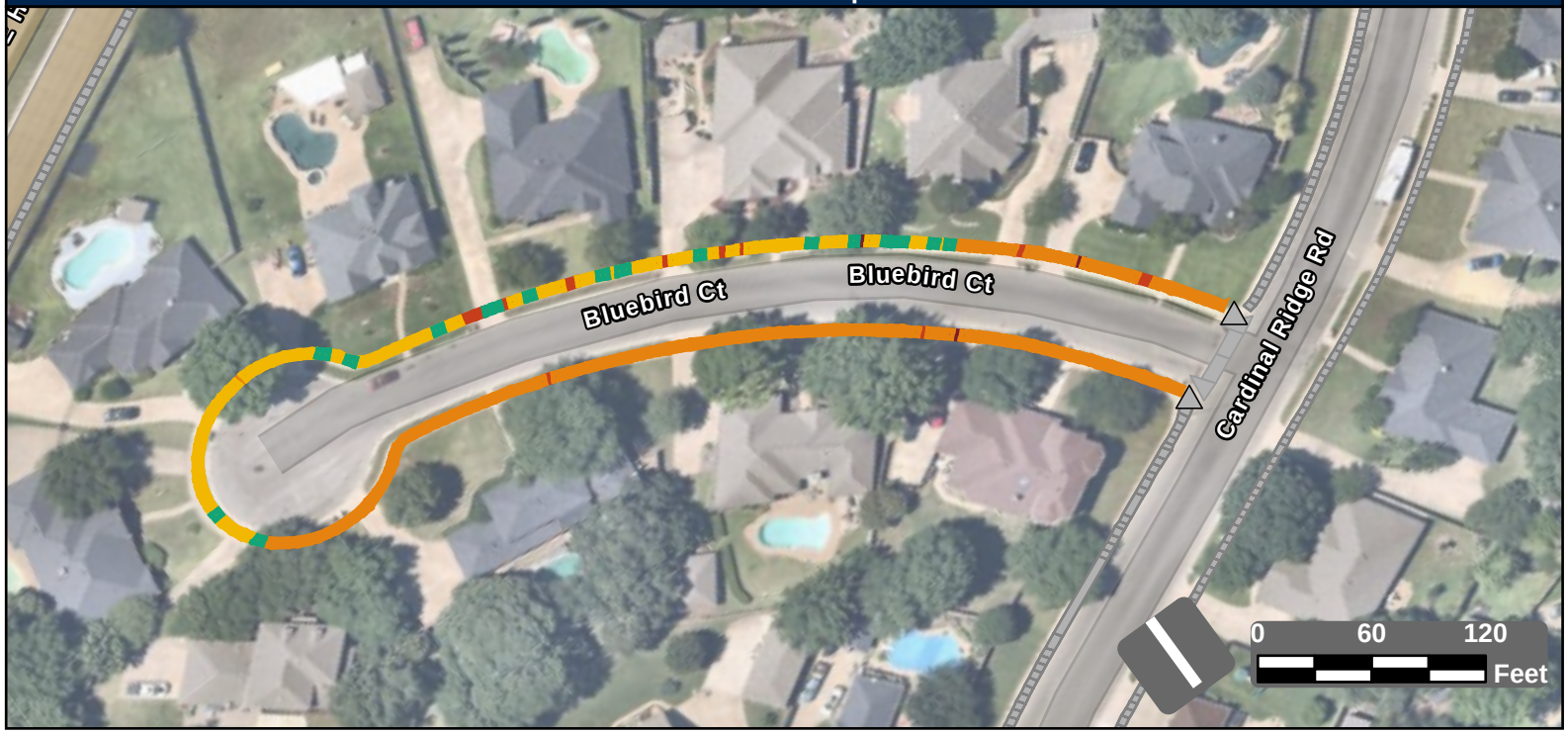

Facility Condition Summary

Sidewalks

Barrier Priority	Length (yd)		Cost
1	12	$	724
2	55	$	3,267
3	548	$	39,543
4	295	$	7,522
5	70	$	5,061
Total	980	$	56,116

Curb Ramps

Barrier Priority	Quantity		Cost
1	0	$	0
2	0	$	0
3	0	$	0
4	0	$	0
5	0	$	0
Total	0	$	0

Crosswalks

Barrier Priority	Length (yd)		Cost
1	0	$	0
2	0	$	0
3	0	$	0
4	0	$	0
5	0	$	0
Total	0	$	0

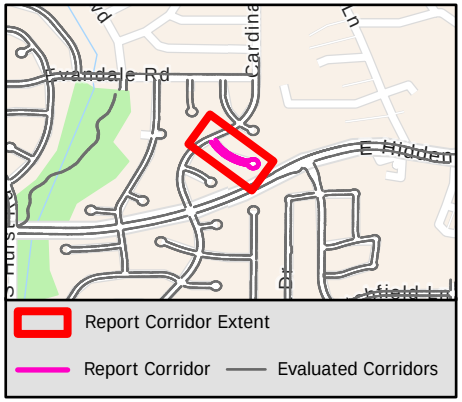

Sidewalk Barrier Summary

Pole	Quantity:	0
Fire Hydrant	Quantity:	0
Vault	Quantity:	0
Vegetation	Quantity:	0
Sign	Quantity:	0
Other	Quantity:	0

Missing Curb Ramps

Symbol	Quantity		Cost
	0	$	0

Curb Ramps Shown in Other Reports

Symbol	Quantity	Cost
	2	Other Report

Conceptual Budget Estimate Disclaimer

This "cost report" assigns a conceptual budget estimate to resolve non-compliance issues and was developed for planning purposes only. Kimley-Horn has no control over the cost of labor, materials, equipment, or over the Contractor's methods of determining prices or over competitive bidding or market conditions. Opinions of probable costs provided herein are based on the information known to Kimley-Horn at this time and represent only Kimley-Horn's judgment as a design professional familiar with the construction industry. Kimley-Horn cannot and does not guarantee that proposals, bids, or actual construction costs will not vary from its opinions of probable costs.

Sidewalk Barrier Conceptual Budget Summary

Sidewalk barriers are displayed for visual purposes only. Their associated costs are stored in the s yer, which is costed panel-by-panel in the Facility Priority Summary.

PROW Sidewalk Corridor Compliance Summary

Corridor

BLUEBIRD MEADOWS DR

Corridor Score & Severity

Score: 4

MEDIUM

Corridor Cost Summary

Facility Type		Cost
Sidewalk	$	118,327
Crosswalks	$	8,974
Curb Ramps	$	16,400
Missing Ramps	$	28,000

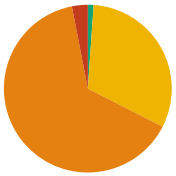

Sidewalk Barrier Priority Distribution

Priority	Percentage (%)
1	0%
2	3%
3	64%
4	31%
5	1%

Corridor Map

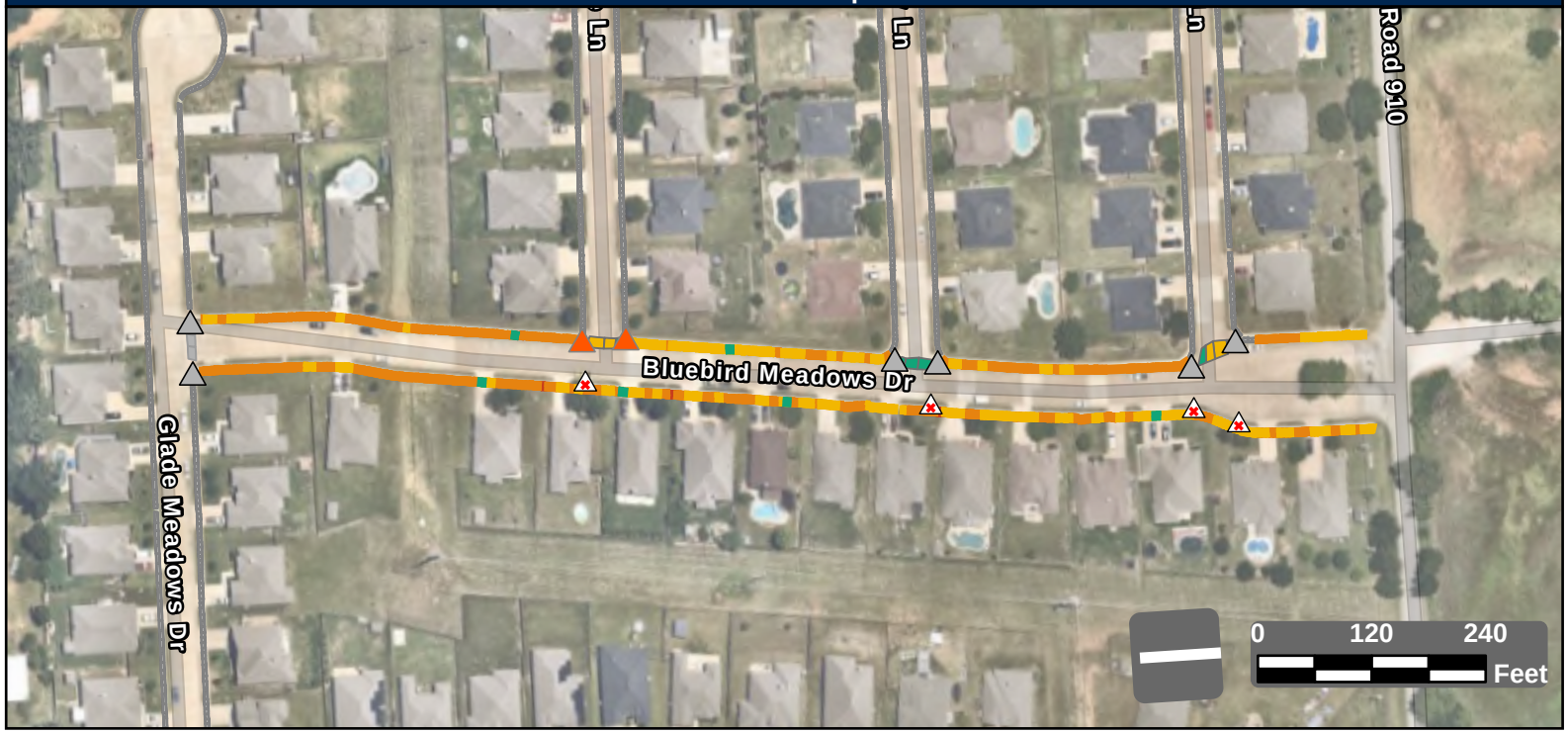

Facility Condition Summary

Sidewalks

Barrier Priority	Length (yd)		Cost
1	0	$	0
2	67	$	4,077
3	1,417	$	102,331
4	691	$	10,168
5	24	$	1,750
Total	2,200	$	118,327

Curb Ramps

Barrier Priority	Quantity		Cost
1	0	$	0
2	2	$	16,400
3	0	$	0
4	0	$	0
5	0	$	0
Total	2	$	16,400

Crosswalks

Barrier Priority	Length (yd)		Cost
1	0	$	0
2	0	$	0
3	0	$	0
4	77	$	8,974
5	57	$	
Total	135	$	8,974

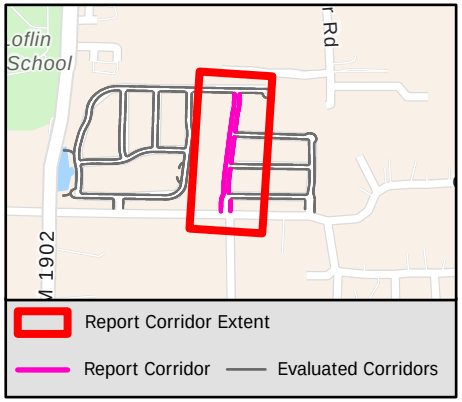

Sidewalk Barrier Summary

Pole	Quantity:	0
Fire Hydrant	Quantity:	0
Vault	Quantity:	0
Vegetation	Quantity:	0
Sign	Quantity:	0
Other	Quantity:	0

Missing Curb Ramps

Symbol	Quantity		Cost
	4	$	28,000

Curb Ramps Shown in Other Reports

Symbol	Quantity	Cost
	6	Other Report

Conceptual Budget Estimate Disclaimer

This "cost report" assigns a conceptual budget estimate to resolve non-compliance issues and was developed for planning purposes only. Kimley-Horn has no control over the cost of labor, materials, equipment, or over the Contractor's methods of determining prices or over competitive bidding or market conditions. Opinions of probable costs provided herein are based on the information known to Kimley-Horn at this time and represent only Kimley-Horn's judgment as a design professional familiar with the construction industry. Kimley-Horn cannot and does not guarantee that proposals, bids, or actual construction costs will not vary from its opinions of probable costs.

Sidewalk Barrier Conceptual Budget Summary

Sidewalk barriers are displayed for visual purposes only. Their associated costs are stored in the s yer, which is costed panel-by-panel in the Facility Priority Summary.

PROW Sidewalk Corridor Compliance Summary

Corridor

BOND ST

Corridor Score & Severity

Score: 2

HIGH

Corridor Cost Summary

Facility Type		Cost
Sidewalk	$	5,164
Crosswalks	$	0
Curb Ramps	$	7,450
Missing Ramps	$	0

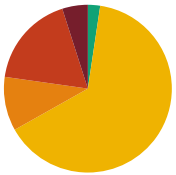

Sidewalk Barrier Priority Distribution

Priority	Percentage (%)
1	5%
2	18%
3	10%
4	64%
5	2%

Corridor Map



Facility Condition Summary

Sidewalks

Barrier Priority	Length (yd)		Cost
1	10	$	636
2	38	$	2,575
3	22	$	1,593
4	137	$	0
5	5	$	361
Total	212	$	5,164

Curb Ramps

Barrier Priority	Quantity		Cost
1	0	$	0
2	1	$	7,450
3	0	$	0
4	0	$	0
5	0	$	0
Total	1	$	7,450

Crosswalks

Barrier Priority	Length (yd)		Cost
1	0	$	0
2	0	$	0
3	0	$	0
4	0	$	0
5	0	$	0
Total	0	$	0

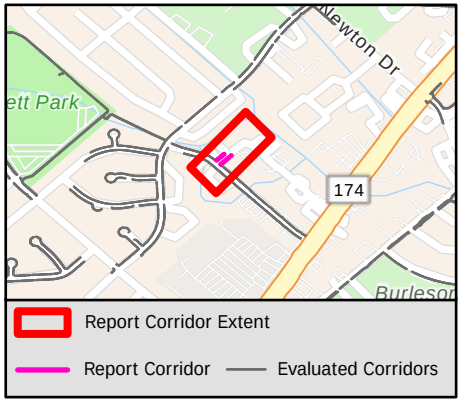

Sidewalk Barrier Summary

Pole	Quantity:	0
Fire Hydrant	Quantity:	0
Vault	Quantity:	0
Vegetation	Quantity:	0
Sign	Quantity:	0
Other	Quantity:	0

Missing Curb Ramps

Symbol	Quantity		Cost
	0	$	0

Curb Ramps Shown in Other Reports

Symbol	Quantity	Cost
	0	Other Report

Conceptual Budget Estimate Disclaimer

This "cost report" assigns a conceptual budget estimate to resolve non-compliance issues and was developed for planning purposes only. Kimley-Horn has no control over the cost of labor, materials, equipment, or over the Contractor's methods of determining prices or over competitive bidding or market conditions. Opinions of probable costs provided herein are based on the information known to Kimley-Horn at this time and represent only Kimley-Horn's judgment as a design professional familiar with the construction industry. Kimley-Horn cannot and does not guarantee that proposals, bids, or actual construction costs will not vary from its opinions of probable costs.

Sidewalk Barrier Conceptual Budget Summary

Sidewalk barriers are displayed for visual purposes only. Their associated costs are stored in the s yer, which is costed panel-by-panel in the Facility Priority Summary.

1700

PROW Sidewalk Corridor Compliance Summary

Corridor

BOOT JACK DR

Corridor Score & Severity

Score: 5

LOW

Corridor Cost Summary

Facility Type		Cost
Sidewalk	$	62,156
Crosswalks	$	
Curb Ramps	$	11,900
Missing Ramps	$	0

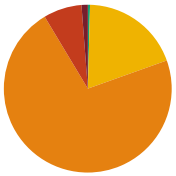

Sidewalk Barrier Priority Distribution

Priority	Percentage (%)
1	1%
2	7%
3	72%
4	19%
5	0%

Corridor Map

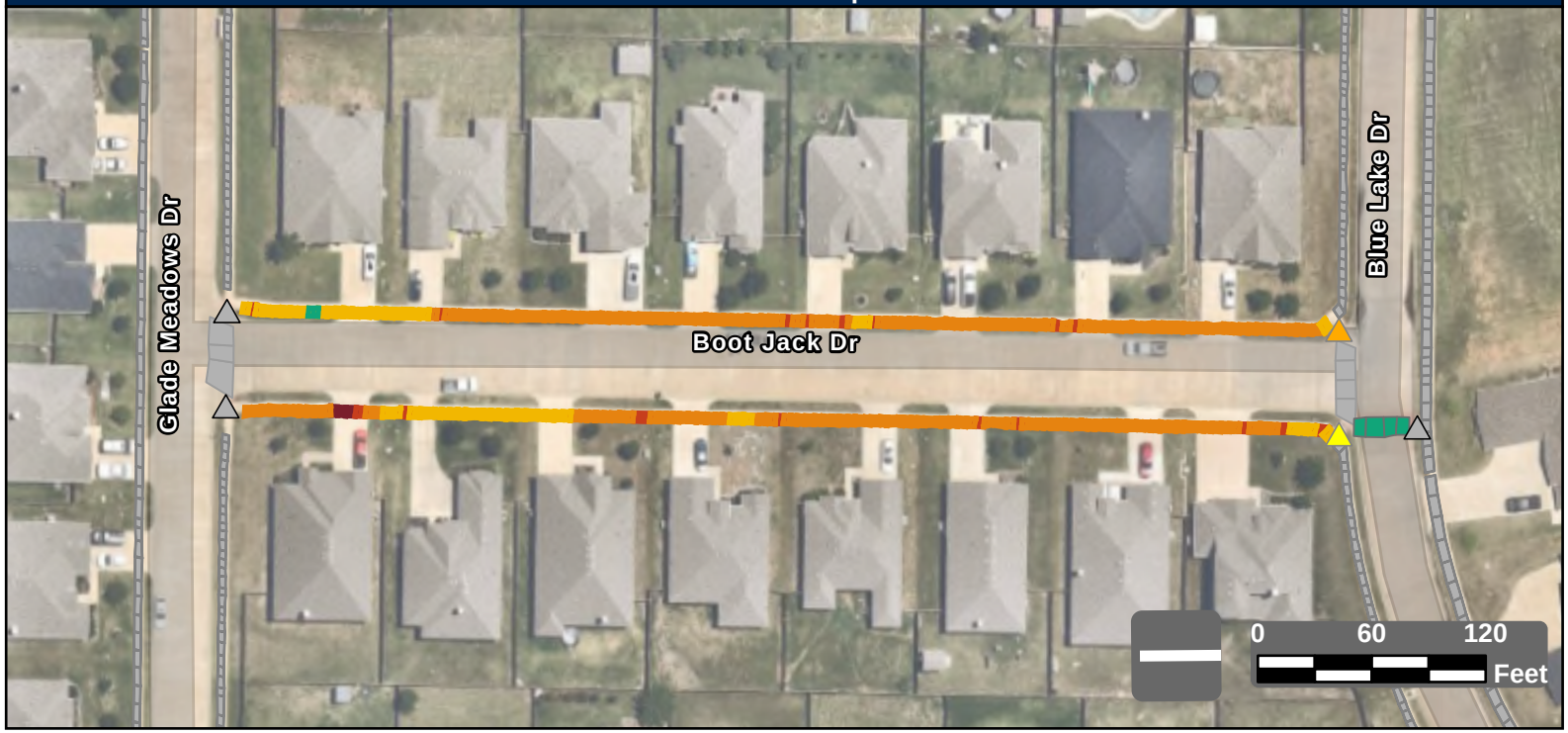

Facility Condition Summary

Sidewalks

Barrier Priority	Length (yd)		Cost
1	12	$	891
2	76	$	5,190
3	741	$	53,490
4	197	$	2,270
5	4	$	314
Total	1,031	$	62,156

Curb Ramps

Barrier Priority	Quantity		Cost
1	0	$	0
2	0	$	0
3	1	$	5,950
4	1	$	5,950
5	0	$	0
Total	2	$	11,900

Crosswalks

Barrier Priority	Length (yd)		Cost
1	0	$	0
2	0	$	0
3	0	$	0
4	0	$	0
5	30	$	
Total	30	$	

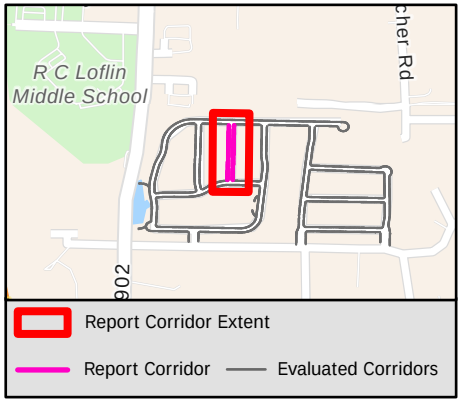

Sidewalk Barrier Summary

Pole	Quantity:	0
Fire Hydrant	Quantity:	0
Vault	Quantity:	0
Vegetation	Quantity:	0
Sign	Quantity:	0
Other	Quantity:	0

Missing Curb Ramps

Symbol	Quantity		Cost
	0	$	0

Curb Ramps Shown in Other Reports

Symbol	Quantity	Cost
	3	Other Report

Conceptual Budget Estimate Disclaimer

This "cost report" assigns a conceptual budget estimate to resolve non-compliance issues and was developed for planning purposes only. Kimley-Horn has no control over the cost of labor, materials, equipment, or over the Contractor's methods of determining prices or over competitive bidding or market conditions. Opinions of probable costs provided herein are based on the information known to Kimley-Horn at this time and represent only Kimley-Horn's judgment as a design professional familiar with the construction industry. Kimley-Horn cannot and does not guarantee that proposals, bids, or actual construction costs will not vary from its opinions of probable costs.

Sidewalk Barrier Conceptual Budget Summary

Sidewalk barriers are displayed for visual purposes only. Their associated costs are stored in the s yer, which is costed panel-by-panel in the Facility Priority Summary.

PROW Sidewalk Corridor Compliance Summary

Corridor

BOSQUE ST

Corridor Score & Severity

Score: 5

LOW

Corridor Cost Summary

Facility Type		Cost
Sidewalk	$	9,522
Crosswalks	$	0
Curb Ramps	$	0
Missing Ramps	$	0

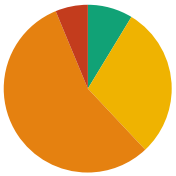

Sidewalk Barrier Priority Distribution

Priority	Percentage (%)
1	0%
2	6%
3	56%
4	29%
5	9%

Corridor Map

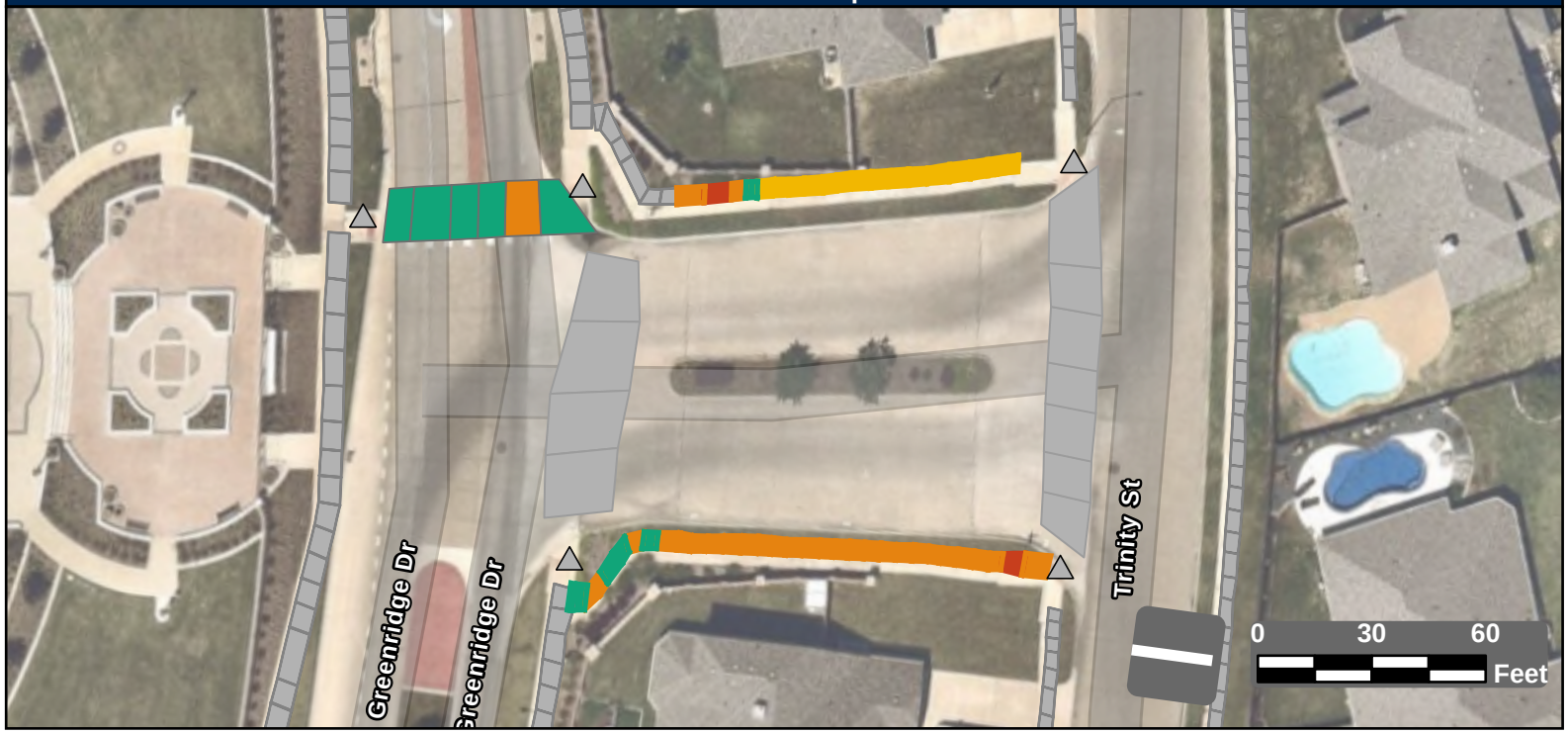

Facility Condition Summary

Sidewalks

Barrier Priority	Length (yd)		Cost
1	0	$	0
2	12	$	899
3	111	$	7,983
4	58	$	480
5	17	$	159
Total	198	$	9,522

Curb Ramps

Barrier Priority	Quantity		Cost
1	0	$	0
2	0	$	0
3	0	$	0
4	0	$	0
5	0	$	0
Total	0	$	0

Crosswalks

Barrier Priority	Length (yd)		Cost
1	0	$	0
2	0	$	0
3	13	$	0
4	0	$	0
5	60	$	0
Total	74	$	0

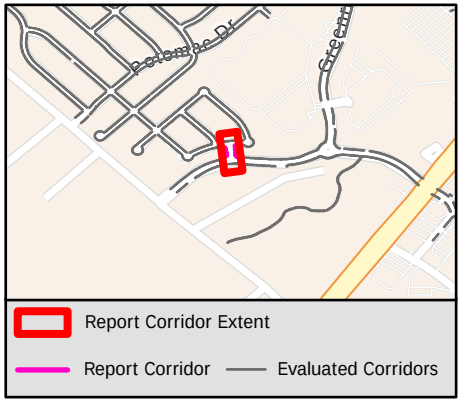

Sidewalk Barrier Summary

Pole	Quantity:	0
Fire Hydrant	Quantity:	0
Vault	Quantity:	0
Vegetation	Quantity:	0
Sign	Quantity:	0
Other	Quantity:	0

Missing Curb Ramps

Symbol	Quantity		Cost
	0	$	0

Curb Ramps Shown in Other Reports

Symbol	Quantity	Cost
	5	Other Report

Conceptual Budget Estimate Disclaimer

This "cost report" assigns a conceptual budget estimate to resolve non-compliance issues and was developed for planning purposes only. Kimley-Horn has no control over the cost of labor, materials, equipment, or over the Contractor's methods of determining prices or over competitive bidding or market conditions. Opinions of probable costs provided herein are based on the information known to Kimley-Horn at this time and represent only Kimley-Horn's judgment as a design professional familiar with the construction industry. Kimley-Horn cannot and does not guarantee that proposals, bids, or actual construction costs will not vary from its opinions of probable costs.

Sidewalk Barrier Conceptual Budget Summary

Sidewalk barriers are displayed for visual purposes only. Their associated costs are stored in the s yer, which is costed panel-by-panel in the Facility Priority Summary.

PROW Sidewalk Corridor Compliance Summary

Item B.

Corridor

BOULDER CT

Corridor Score & Severity

Score: 3
MEDIUM

Corridor Cost Summary

Facility Type		Cost
Sidewalk	$	60,183
Crosswalks	$	
Curb Ramps	$	6,400
Missing Ramps	$	0

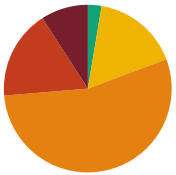

Sidewalk Barrier Priority Distribution

Priority	Percentage (%)
1	9%
2	17%
3	54%
4	17%
5	3%

Corridor Map

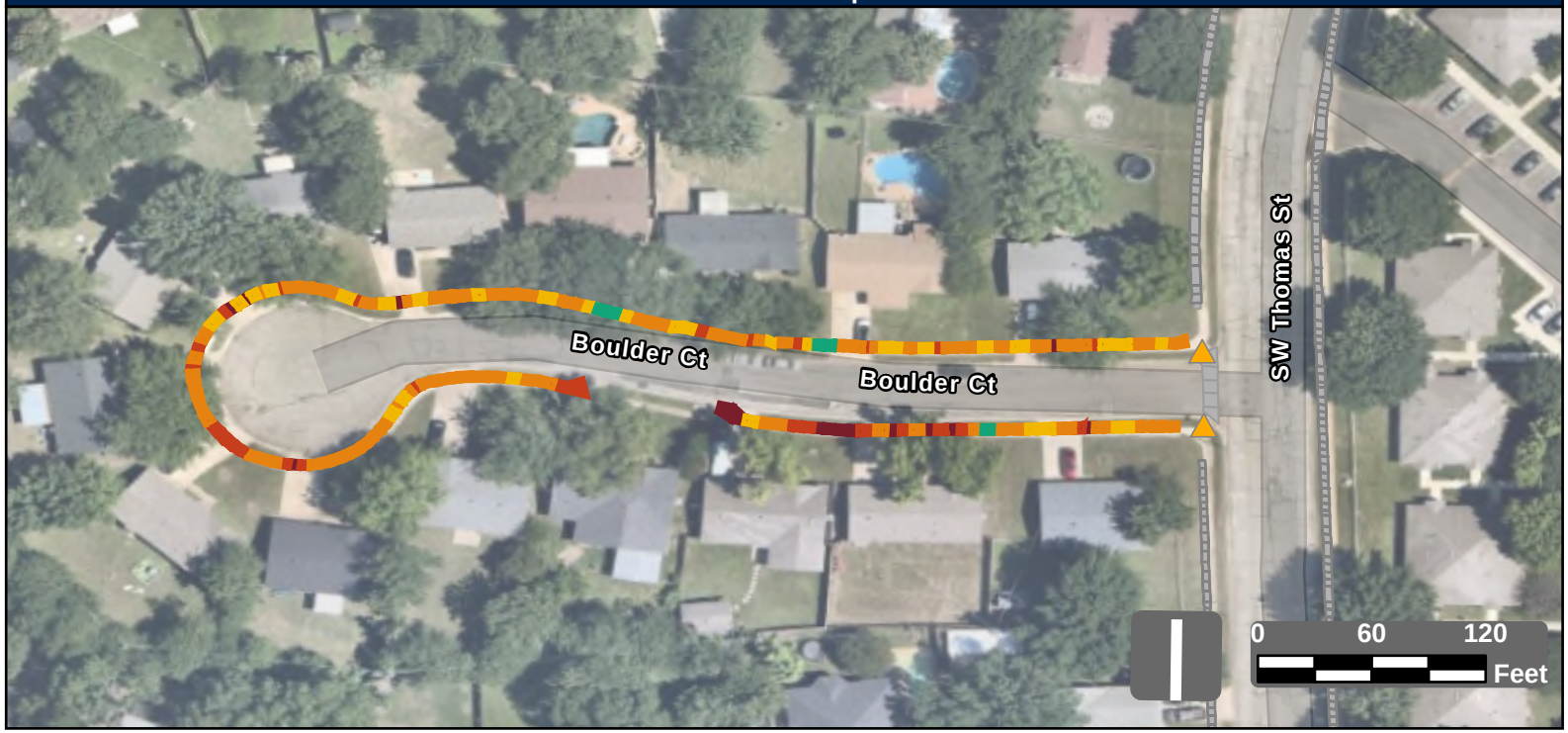

Facility Condition Summary

Sidewalks

Barrier Priority	Length (yd)		Cost
1	83	$	5,983
2	157	$	11,069
3	496	$	35,787
4	152	$	5,620
5	24	$	1,724
Total	911	$	60,183

Curb Ramps

Barrier Priority	Quantity		Cost
1	0	$	0
2	0	$	0
3	2	$	6,400
4	0	$	0
5	0	$	0
Total	2	$	6,400

Crosswalks

Barrier Priority	Length (yd)		Cost
1	0	$	0
2	0	$	0
3	9	$	
4	0	$	0
5	0	$	0
Total	9	$	

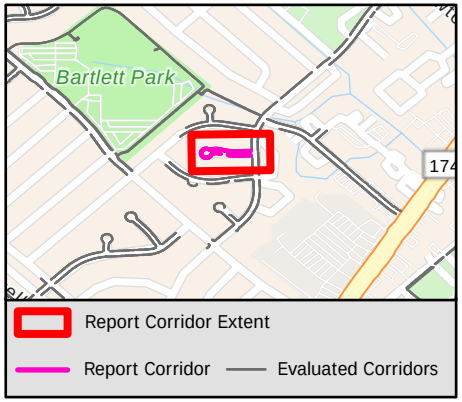

Sidewalk Barrier Summary

Pole	Quantity:	0
Fire Hydrant	Quantity:	0
Vault	Quantity:	0
Vegetation	Quantity:	0
Sign	Quantity:	0
Other	Quantity:	0

Missing Curb Ramps

Symbol	Quantity		Cost
	0	$	0

Curb Ramps Shown in Other Reports

Symbol	Quantity	Cost
	0	Other Report

Conceptual Budget Estimate Disclaimer

This "cost report" assigns a conceptual budget estimate to resolve non-compliance issues and was developed for planning purposes only. Kimley-Horn has no control over the cost of labor, materials, equipment, or over the Contractor's methods of determining prices or over competitive bidding or market conditions. Opinions of probable costs provided herein are based on the information known to Kimley-Horn at this time and represent only Kimley-Horn's judgment as a design professional familiar with the construction industry. Kimley-Horn cannot and does not guarantee that proposals, bids, or actual construction costs will not vary from its opinions of probable costs.

Sidewalk Barrier Conceptual Budget Summary

Sidewalk barriers are displayed for visual purposes only. Their associated costs are stored in the s yer, which is costed panel-by-panel in the Facility Priority Summary.

1703

PROW Sidewalk Corridor Compliance Summary

Corridor

BOXWOOD LN

Corridor Score & Severity

Score: 5

LOW

Corridor Cost Summary

Facility Type		Cost
Sidewalk	$	141,385
Crosswalks	$	1,219
Curb Ramps	$	32,800
Missing Ramps	$	7,000

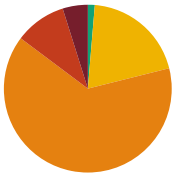

Sidewalk Barrier Priority Distribution

Priority	Percentage (%)
1	5%
2	10%
3	64%
4	20%
5	1%

Corridor Map



Facility Condition Summary

Sidewalks

Barrier Priority	Length (yd)		Cost
1	97	$	6,804
2	198	$	14,347
3	1,281	$	92,498
4	395	$	25,844
5	26	$	1,893
Total	1,996	$	141,385

Curb Ramps

Barrier Priority	Quantity		Cost
1	0	$	0
2	0	$	0
3	4	$	32,800
4	0	$	0
5	0	$	0
Total	4	$	32,800

Crosswalks

Barrier Priority	Length (yd)		Cost
1	0	$	0
2	0	$	0
3	0	$	0
4	12	$	1,219
5	40	$	
Total	52	$	1,219

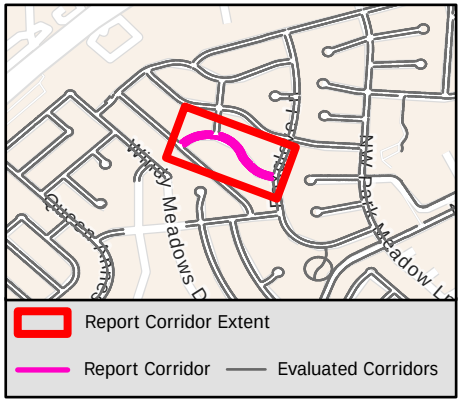

Sidewalk Barrier Summary

Pole	Quantity:	0
Fire Hydrant	Quantity:	0
Vault	Quantity:	0
Vegetation	Quantity:	0
Sign	Quantity:	0
Other	Quantity:	0

Missing Curb Ramps

Symbol	Quantity		Cost
	1	$	7,000

Curb Ramps Shown in Other Reports

Symbol	Quantity	Cost
	2	Other Report

Conceptual Budget Estimate Disclaimer

This "cost report" assigns a conceptual budget estimate to resolve non-compliance issues and was developed for planning purposes only. Kimley-Horn has no control over the cost of labor, materials, equipment, or over the Contractor's methods of determining prices or over competitive bidding or market conditions. Opinions of probable costs provided herein are based on the information known to Kimley-Horn at this time and represent only Kimley-Horn's judgment as a design professional familiar with the construction industry. Kimley-Horn cannot and does not guarantee that proposals, bids, or actual construction costs will not vary from its opinions of probable costs.

Sidewalk Barrier Conceptual Budget Summary

Sidewalk barriers are displayed for visual purposes only. Their associated costs are stored in the s yer, which is costed panel-by-panel in the Facility Priority Summary.

PROW Sidewalk Corridor Compliance Summary

Corridor

BRANSOM ST

Corridor Score & Severity

Score: 5

LOW

Corridor Cost Summary

Facility Type		Cost
Sidewalk	$	12,041
Crosswalks	$	3,808
Curb Ramps	$	29,300
Missing Ramps	$	0

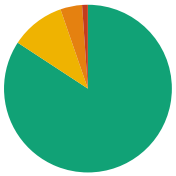

Sidewalk Barrier Priority Distribution

Priority	Percentage (%)
1	0%
2	1%
3	4%
4	10%
5	84%

Corridor Map

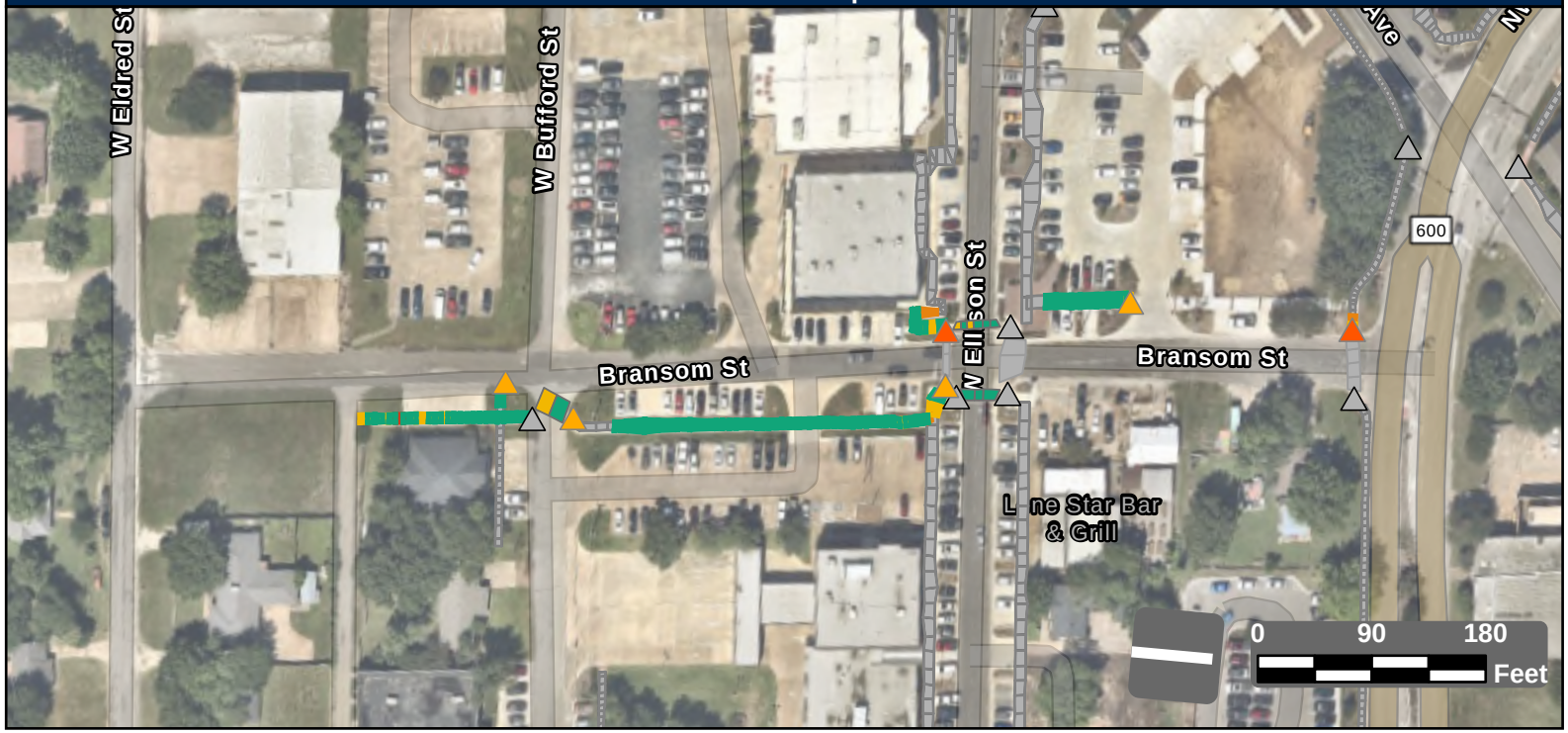

Facility Condition Summary

Sidewalks

Barrier Priority	Length (yd)		Cost
1	0	$	0
2	6	$	464
3	22	$	1,613
4	56	$	5,212
5	447	$	4,752
Total	531	$	12,041

Curb Ramps

Barrier Priority	Quantity		Cost
1	0	$	0
2	2	$	11,900
3	4	$	17,400
4	0	$	0
5	0	$	0
Total	6	$	29,300

Crosswalks

Barrier Priority	Length (yd)		Cost
1	0	$	0
2	0	$	0
3	0	$	0
4	32	$	3,808
5	71	$	0
Total	102	$	3,808

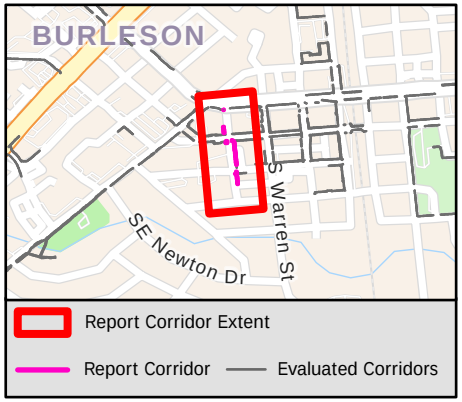

Sidewalk Barrier Summary

Pole	Quantity:	0
Fire Hydrant	Quantity:	0
Vault	Quantity:	0
Vegetation	Quantity:	0
Sign	Quantity:	0
Other	Quantity:	0

Missing Curb Ramps

Symbol	Quantity		Cost
	0	$	0

Curb Ramps Shown in Other Reports

Symbol	Quantity	Cost
	8	Other Report

Conceptual Budget Estimate Disclaimer

This "cost report" assigns a conceptual budget estimate to resolve non-compliance issues and was developed for planning purposes only. Kimley-Horn has no control over the cost of labor, materials, equipment, or over the Contractor's methods of determining prices or over competitive bidding or market conditions. Opinions of probable costs provided herein are based on the information known to Kimley-Horn at this time and represent only Kimley-Horn's judgment as a design professional familiar with the construction industry. Kimley-Horn cannot and does not guarantee that proposals, bids, or actual construction costs will not vary from its opinions of probable costs.

Sidewalk Barrier Conceptual Budget Summary

Sidewalk barriers are displayed for visual purposes only. Their associated costs are stored in the s yer, which is costed panel-by-panel in the Facility Priority Summary.

PROW Sidewalk Corridor Compliance Summary

Corridor

BRAZOS ST

Corridor Score & Severity

Score: 4
MEDIUM

Corridor Cost Summary

Facility Type		Cost
Sidewalk	$	11,754
Crosswalks	$	0
Curb Ramps	$	0
Missing Ramps	$	0

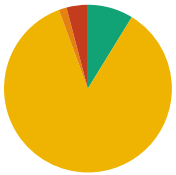

Sidewalk Barrier Priority Distribution

Priority	Percentage (%)
1	0%
2	4%
3	2%
4	86%
5	9%

Corridor Map



Facility Condition Summary

Sidewalks

Barrier Priority	Length (yd)		Cost
1	0	$	0
2	30	$	1,623
3	11	$	821
4	630	$	4,639
5	65	$	4,670
Total	736	$	11,754

Curb Ramps

Barrier Priority	Quantity		Cost
1	0	$	0
2	0	$	0
3	0	$	0
4	0	$	0
5	0	$	0
Total	0	$	0

Crosswalks

Barrier Priority	Length (yd)		Cost
1	0	$	0
2	0	$	0
3	0	$	0
4	0	$	0
5	0	$	0
Total	0	$	0

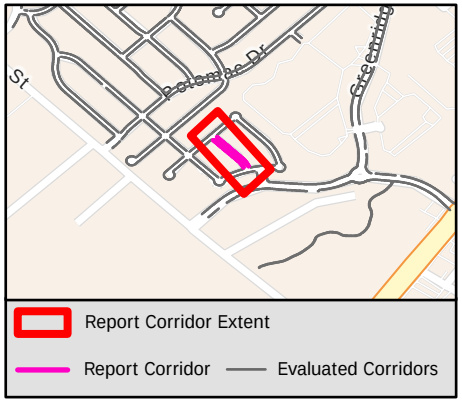

Sidewalk Barrier Summary

Pole	Quantity:	0
Fire Hydrant	Quantity:	0
Vault	Quantity:	0
Vegetation	Quantity:	0
Sign	Quantity:	0
Other	Quantity:	0

Missing Curb Ramps

Symbol	Quantity		Cost
	0	$	0

Curb Ramps Shown in Other Reports

Symbol	Quantity	Cost
	6	Other Report

Conceptual Budget Estimate Disclaimer

This "cost report" assigns a conceptual budget estimate to resolve non-compliance issues and was developed for planning purposes only. Kimley-Horn has no control over the cost of labor, materials, equipment, or over the Contractor's methods of determining prices or over competitive bidding or market conditions. Opinions of probable costs provided herein are based on the information known to Kimley-Horn at this time and represent only Kimley-Horn's judgment as a design professional familiar with the construction industry. Kimley-Horn cannot and does not guarantee that proposals, bids, or actual construction costs will not vary from its opinions of probable costs.

Sidewalk Barrier Conceptual Budget Summary

Sidewalk barriers are displayed for visual purposes only. Their associated costs are stored in the s yer, which is costed panel-by-panel in the Facility Priority Summary.

PROW Sidewalk Corridor Compliance Summary

Corridor

BREANNE CT

Corridor Score & Severity

Score: 5

LOW

Corridor Cost Summary

Facility Type		Cost
Sidewalk	$	23,604
Crosswalks	$	
Curb Ramps	$	14,900
Missing Ramps	$	0

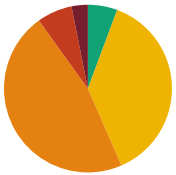

Sidewalk Barrier Priority Distribution

Priority	Percentage (%)
1	3%
2	7%
3	47%
4	38%
5	6%

Corridor Map

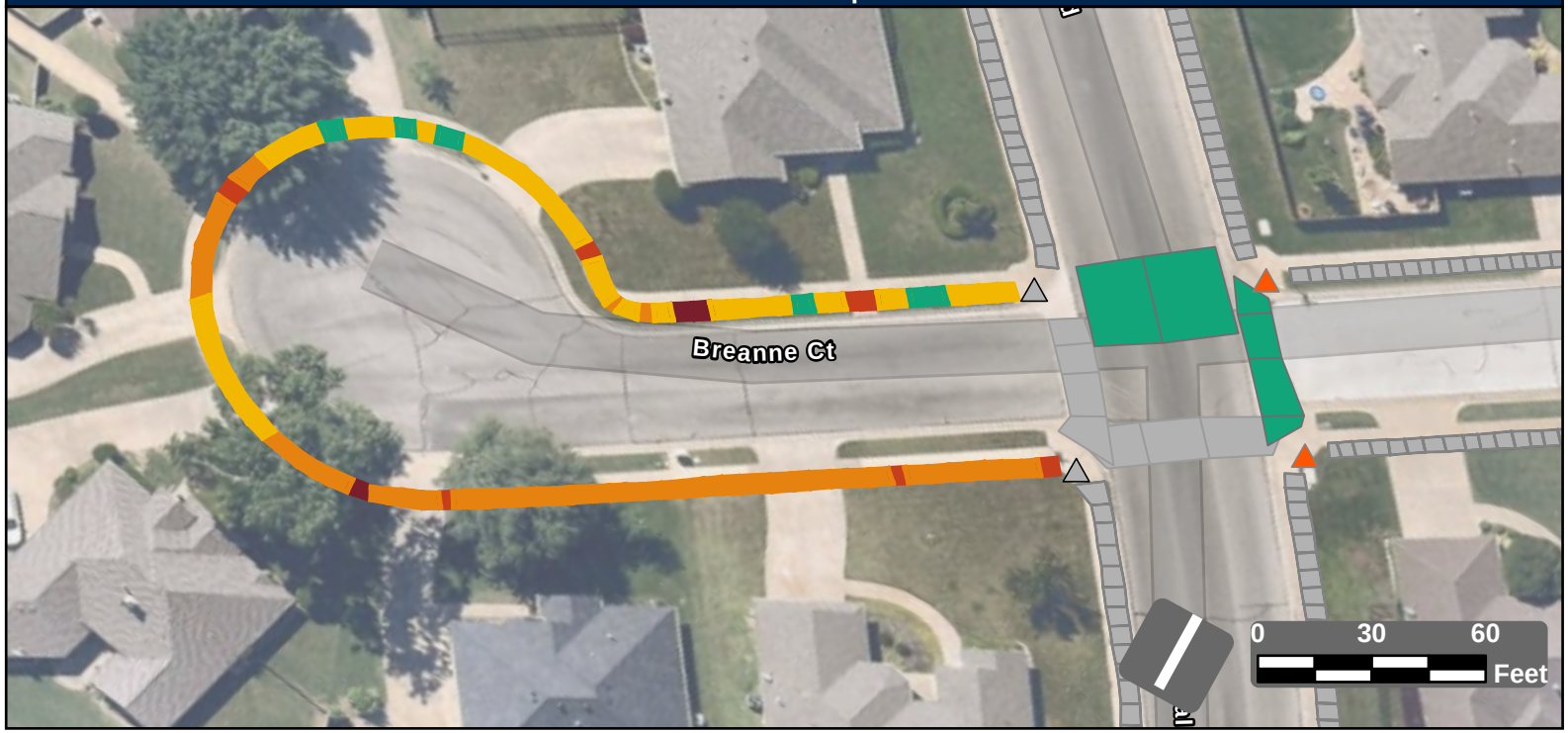

Facility Condition Summary

Sidewalks

Barrier Priority	Length (yd)		Cost
1	14	$	845
2	29	$	1,982
3	204	$	14,722
4	165	$	4,266
5	25	$	1,789
Total	437	$	23,604

Curb Ramps

Barrier Priority	Quantity		Cost
1	0	$	0
2	2	$	14,900
3	0	$	0
4	0	$	0
5	0	$	0
Total	2	$	14,900

Crosswalks

Barrier Priority	Length (yd)		Cost
1	0	$	0
2	0	$	0
3	0	$	0
4	0	$	0
5	135	$	
Total	135	$	

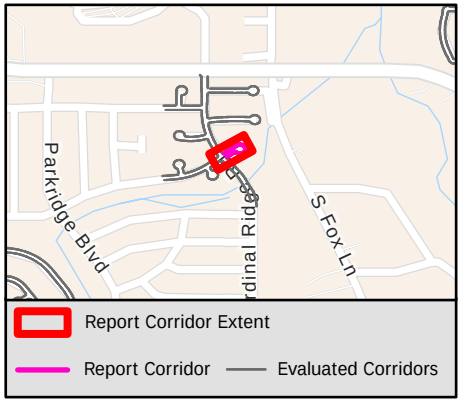

Sidewalk Barrier Summary

Pole	Quantity:	0
Fire Hydrant	Quantity:	0
Vault	Quantity:	0
Vegetation	Quantity:	0
Sign	Quantity:	0
Other	Quantity:	0

Missing Curb Ramps

Symbol	Quantity		Cost
	0	$	0

Curb Ramps Shown in Other Reports

Symbol	Quantity	Cost
	2	Other Report

Conceptual Budget Estimate Disclaimer

This "cost report" assigns a conceptual budget estimate to resolve non-compliance issues and was developed for planning purposes only. Kimley-Horn has no control over the cost of labor, materials, equipment, or over the Contractor's methods of determining prices or over competitive bidding or market conditions. Opinions of probable costs provided herein are based on the information known to Kimley-Horn at this time and represent only Kimley-Horn's judgment as a design professional familiar with the construction industry. Kimley-Horn cannot and does not guarantee that proposals, bids, or actual construction costs will not vary from its opinions of probable costs.

Sidewalk Barrier Conceptual Budget Summary

Sidewalk barriers are displayed for visual purposes only. Their associated costs are stored in the s yer, which is costed panel-by-panel in the Facility Priority Summary.

PROW Sidewalk Corridor Compliance Summary

Corridor

BRETT'S WAY

Corridor Score & Severity

Score: 5

LOW

Corridor Cost Summary

Facility Type		Cost
Sidewalk	$	233,448
Crosswalks	$	
Curb Ramps	$	28,300
Missing Ramps	$	0

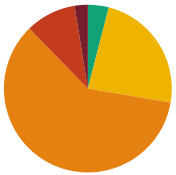

Sidewalk Barrier Priority Distribution

Priority	Percentage (%)
1	3%
2	10%
3	60%
4	24%
5	4%

Corridor Map

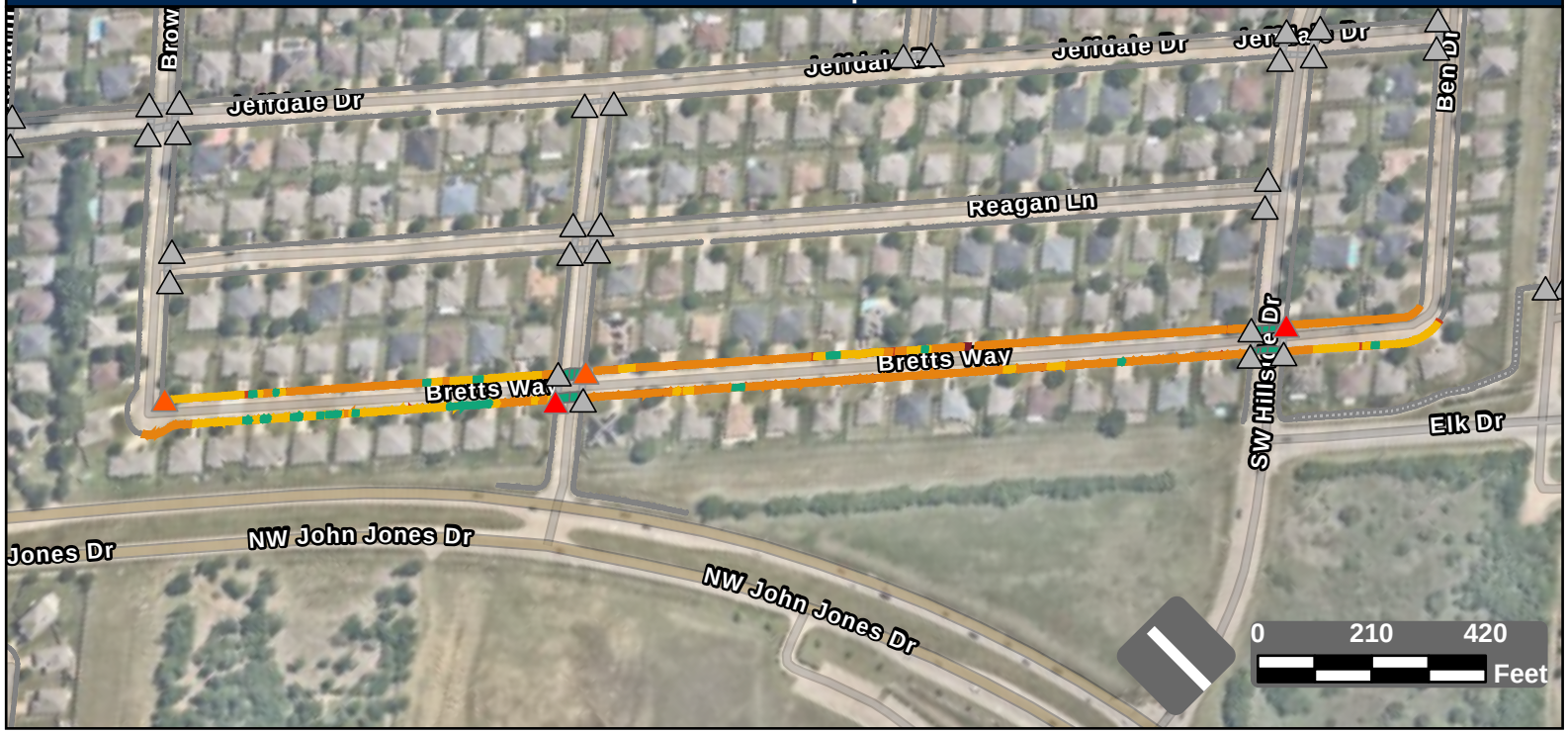

Facility Condition Summary

Sidewalks

Barrier Priority	Length (yd)		Cost
1	96	$	6,412
2	367	$	24,665
3	2,262	$	163,352
4	890	$	30,368
5	152	$	8,651
Total	3,766	$	233,448

Curb Ramps

Barrier Priority	Quantity		Cost
1	2	$	13,400
2	2	$	14,900
3	0	$	0
4	0	$	0
5	0	$	0
Total	4	$	28,300

Crosswalks

Barrier Priority	Length (yd)		Cost
1	0	$	0
2	0	$	0
3	0	$	0
4	0	$	0
5	295	$	
Total	295	$	

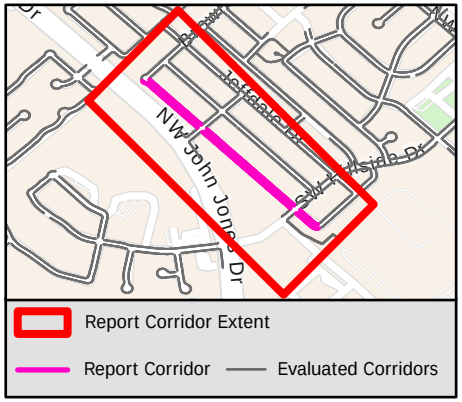

Sidewalk Barrier Summary

Pole	Quantity:	0
Fire Hydrant	Quantity:	0
Vault	Quantity:	0
Vegetation	Quantity:	0
Sign	Quantity:	0
Other	Quantity:	0

Missing Curb Ramps

Symbol	Quantity		Cost
	0	$	0

Curb Ramps Shown in Other Reports

Symbol	Quantity	Cost
	31	Other Report

Conceptual Budget Estimate Disclaimer

This "cost report" assigns a conceptual budget estimate to resolve non-compliance issues and was developed for planning purposes only. Kimley-Horn has no control over the cost of labor, materials, equipment, or over the Contractor's methods of determining prices or over competitive bidding or market conditions. Opinions of probable costs provided herein are based on the information known to Kimley-Horn at this time and represent only Kimley-Horn's judgment as a design professional familiar with the construction industry. Kimley-Horn cannot and does not guarantee that proposals, bids, or actual construction costs will not vary from its opinions of probable costs.

Sidewalk Barrier Conceptual Budget Summary

Sidewalk barriers are displayed for visual purposes only. Their associated costs are stored in the s yer, which is costed panel-by-panel in the Facility Priority Summary.

PROW Sidewalk Corridor Compliance Summary

Corridor

BRIARCREST DR

Corridor Score & Severity

Score: 4

MEDIUM

Corridor Cost Summary

Facility Type		Cost
Sidewalk	$	212,721
Crosswalks	$	15,912
Curb Ramps	$	23,800
Missing Ramps	$	63,000

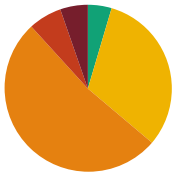

Sidewalk Barrier Priority Distribution

Priority	Percentage (%)
1	5%
2	6%
3	52%
4	32%
5	5%

Corridor Map



Facility Condition Summary

Sidewalks

Barrier Priority	Length (yd)		Cost
1	178	$	12,683
2	214	$	14,694
3	1,734	$	125,261
4	1,053	$	49,931
5	152	$	10,152
Total	3,331	$	212,721

Curb Ramps

Barrier Priority	Quantity		Cost
1	2	$	11,900
2	2	$	11,900
3	0	$	0
4	0	$	0
5	0	$	0
Total	4	$	23,800

Crosswalks

Barrier Priority	Length (yd)		Cost
1	0	$	0
2	14	$	2,837
3	9	$	0
4	135	$	13,075
5	116	$	
Total	274	$	15,912

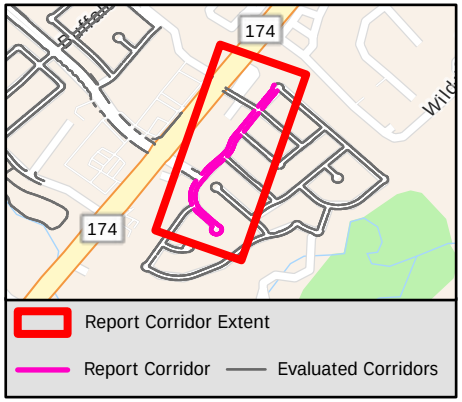

Sidewalk Barrier Summary

Pole	Quantity:	0
Fire Hydrant	Quantity:	0
Vault	Quantity:	0
Vegetation	Quantity:	0
Sign	Quantity:	0
Other	Quantity:	0

Missing Curb Ramps

Symbol	Quantity		Cost
	9	$	63,000

Curb Ramps Shown in Other Reports

Symbol	Quantity	Cost
	13	Other Report

Conceptual Budget Estimate Disclaimer

This "cost report" assigns a conceptual budget estimate to resolve non-compliance issues and was developed for planning purposes only. Kimley-Horn has no control over the cost of labor, materials, equipment, or over the Contractor's methods of determining prices or over competitive bidding or market conditions. Opinions of probable costs provided herein are based on the information known to Kimley-Horn at this time and represent only Kimley-Horn's judgment as a design professional familiar with the construction industry. Kimley-Horn cannot and does not guarantee that proposals, bids, or actual construction costs will not vary from its opinions of probable costs.

Sidewalk Barrier Conceptual Budget Summary

Sidewalk barriers are displayed for visual purposes only. Their associated costs are stored in the s yer, which is costed panel-by-panel in the Facility Priority Summary.

PROW Sidewalk Corridor Compliance Summary

Corridor

BRIDLE PATH

Corridor Score & Severity

Score: 3
MEDIUM

Corridor Cost Summary

Facility Type		Cost
Sidewalk	$	103,151
Crosswalks	$	6,742
Curb Ramps	$	14,900
Missing Ramps	$	0

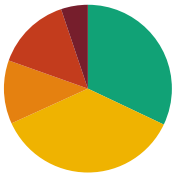

Sidewalk Barrier Priority Distribution

Priority	Percentage (%)
1	5%
2	14%
3	12%
4	36%
5	32%

Corridor Map

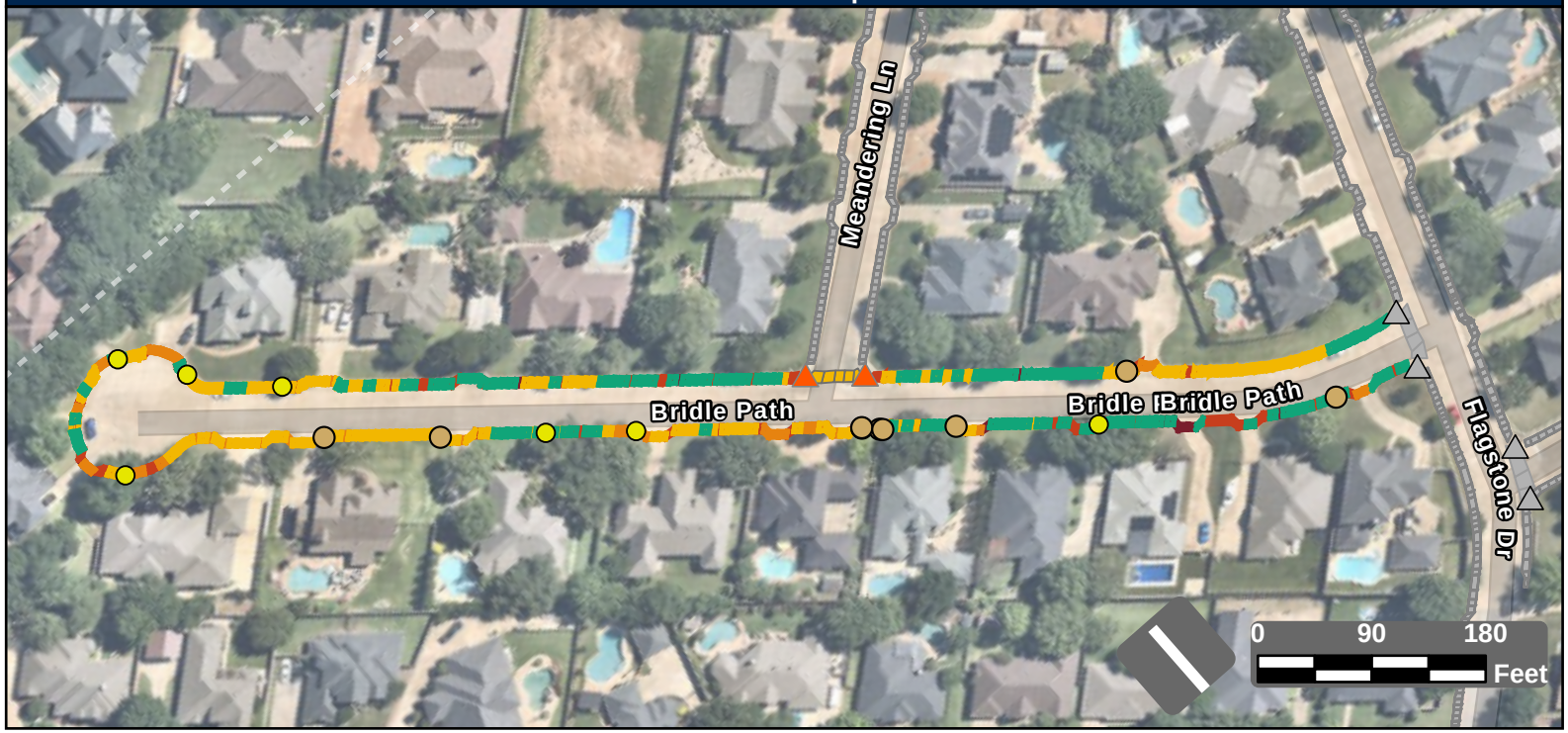

Facility Condition Summary

Sidewalks

Barrier Priority	Length (yd)		Cost
1	107	$	6,454
2	300	$	17,634
3	255	$	18,384
4	754	$	54,651
5	667	$	6,028
Total	2,083	$	103,151

Curb Ramps

Barrier Priority	Quantity		Cost
1	0	$	0
2	2	$	14,900
3	0	$	0
4	0	$	0
5	0	$	0
Total	2	$	14,900

Crosswalks

Barrier Priority	Length (yd)		Cost
1	0	$	0
2	0	$	0
3	0	$	0
4	40	$	6,742
5	0	$	0
Total	40	$	6,742

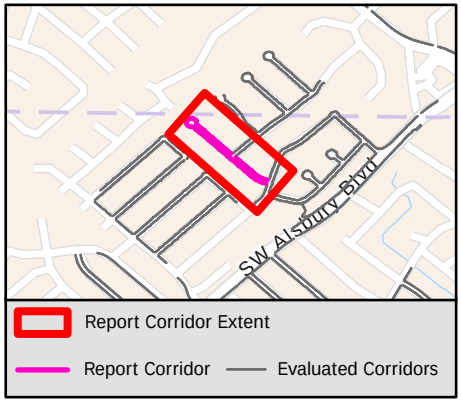

Sidewalk Barrier Summary

Pole	Quantity:	9
Fire Hydrant	Quantity:	0
Vault	Quantity:	0
Vegetation	Quantity:	0
Sign	Quantity:	0
Other	Quantity:	7

Missing Curb Ramps

Symbol	Quantity		Cost
	0	$	0

Curb Ramps Shown in Other Reports

Symbol	Quantity	Cost
	4	Other Report

Conceptual Budget Estimate Disclaimer

This "cost report" assigns a conceptual budget estimate to resolve non-compliance issues and was developed for planning purposes only. Kimley-Horn has no control over the cost of labor, materials, equipment, or over the Contractor's methods of determining prices or over competitive bidding or market conditions. Opinions of probable costs provided herein are based on the information known to Kimley-Horn at this time and represent only Kimley-Horn's judgment as a design professional familiar with the construction industry. Kimley-Horn cannot and does not guarantee that proposals, bids, or actual construction costs will not vary from its opinions of probable costs.

Sidewalk Barrier Conceptual Budget Summary

Sidewalk barriers are displayed for visual purposes only. Their associated costs are stored in the s yer, which is costed panel-by-panel in the Facility Priority Summary.

PROW Sidewalk Corridor Compliance Summary

Corridor

BRIGHTON WAY

Corridor Score & Severity

Score: 4
MEDIUM

Corridor Cost Summary

Facility Type		Cost
Sidewalk	$	66,115
Crosswalks	$	1,202
Curb Ramps	$	17,900
Missing Ramps	$	7,000

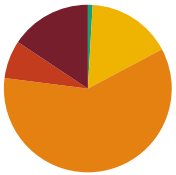

Sidewalk Barrier Priority Distribution

Priority	Percentage (%)
1	16%
2	7%
3	60%
4	16%
5	1%

Corridor Map

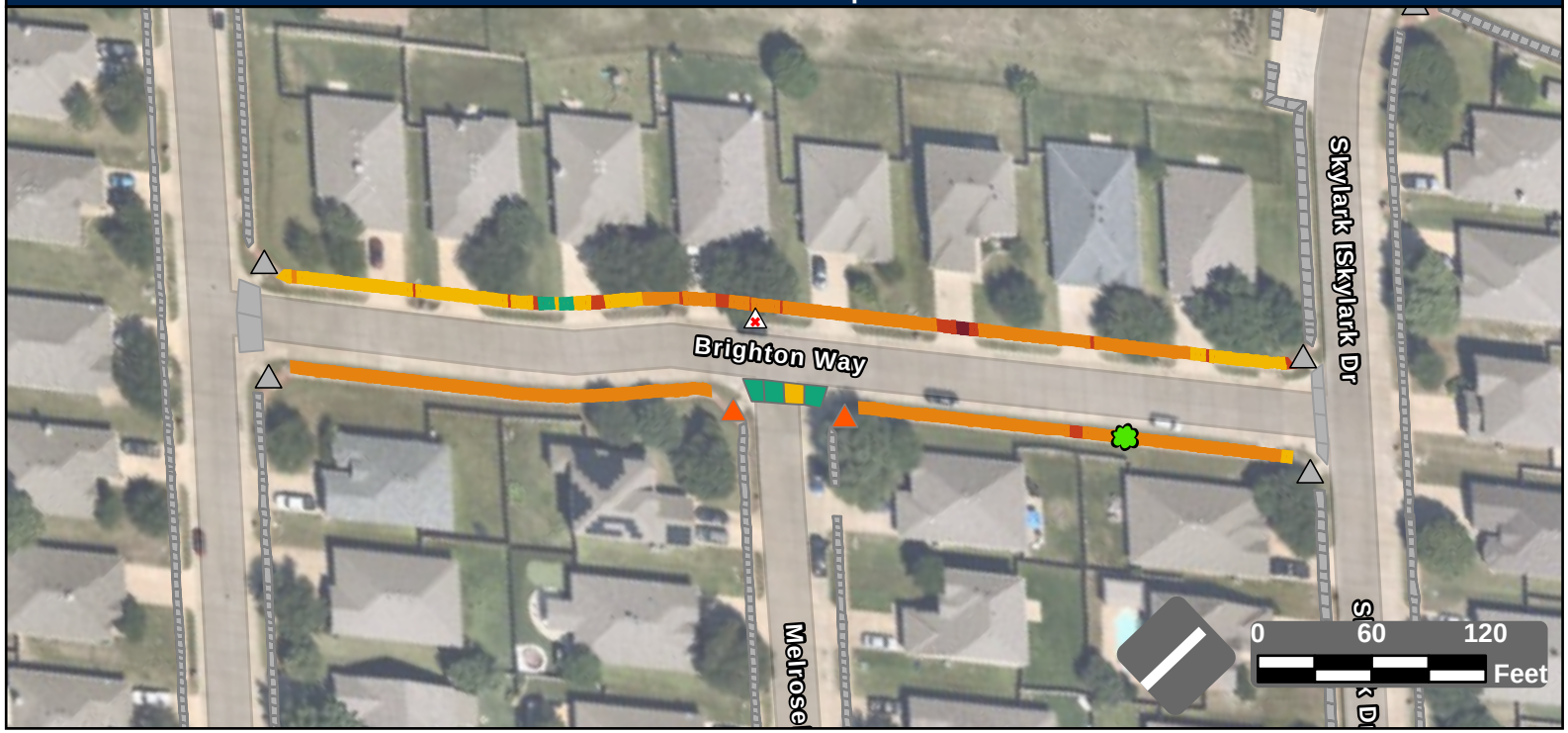

Facility Condition Summary

Sidewalks

Barrier Priority	Length (yd)		Cost
1	158	$	11,443
2	74	$	4,913
3	606	$	43,731
4	165	$	5,361
5	9	$	667
Total	1,012	$	66,115

Curb Ramps

Barrier Priority	Quantity		Cost
1	0	$	0
2	2	$	17,900
3	0	$	0
4	0	$	0
5	0	$	0
Total	2	$	17,900

Crosswalks

Barrier Priority	Length (yd)		Cost
1	0	$	0
2	0	$	0
3	0	$	0
4	19	$	1,202
5	55	$	
Total	74	$	1,202

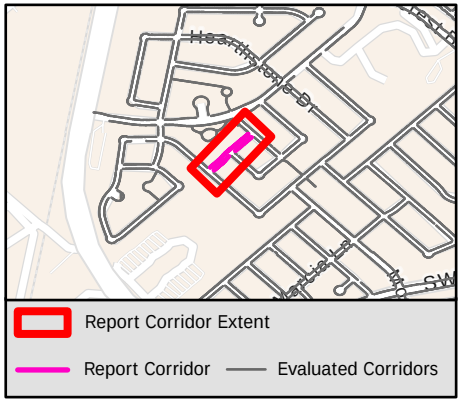

Sidewalk Barrier Summary

Pole	Quantity:	0
Fire Hydrant	Quantity:	0
Vault	Quantity:	0
Vegetation	Quantity:	1
Sign	Quantity:	0
Other	Quantity:	0

Missing Curb Ramps

Symbol	Quantity		Cost
	1	$	7,000

Curb Ramps Shown in Other Reports

Symbol	Quantity	Cost
	5	Other Report

Conceptual Budget Estimate Disclaimer

This "cost report" assigns a conceptual budget estimate to resolve non-compliance issues and was developed for planning purposes only. Kimley-Horn has no control over the cost of labor, materials, equipment, or over the Contractor's methods of determining prices or over competitive bidding or market conditions. Opinions of probable costs provided herein are based on the information known to Kimley-Horn at this time and represent only Kimley-Horn's judgment as a design professional familiar with the construction industry. Kimley-Horn cannot and does not guarantee that proposals, bids, or actual construction costs will not vary from its opinions of probable costs.

Sidewalk Barrier Conceptual Budget Summary

Sidewalk barriers are displayed for visual purposes only. Their associated costs are stored in the s yer, which is costed panel-by-panel in the Facility Priority Summary.

PROW Sidewalk Corridor Compliance Summary

Corridor

BROADMOOR DR

Corridor Score & Severity

Score: 3

MEDIUM

Corridor Cost Summary

Facility Type		Cost
Sidewalk	$	77,854
Crosswalks	$	0
Curb Ramps	$	0
Missing Ramps	$	0

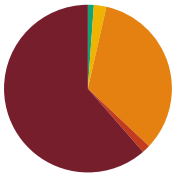

Sidewalk Barrier Priority Distribution

Priority	Percentage (%)
1	61%
2	2%
3	33%
4	2%
5	1%

Corridor Map

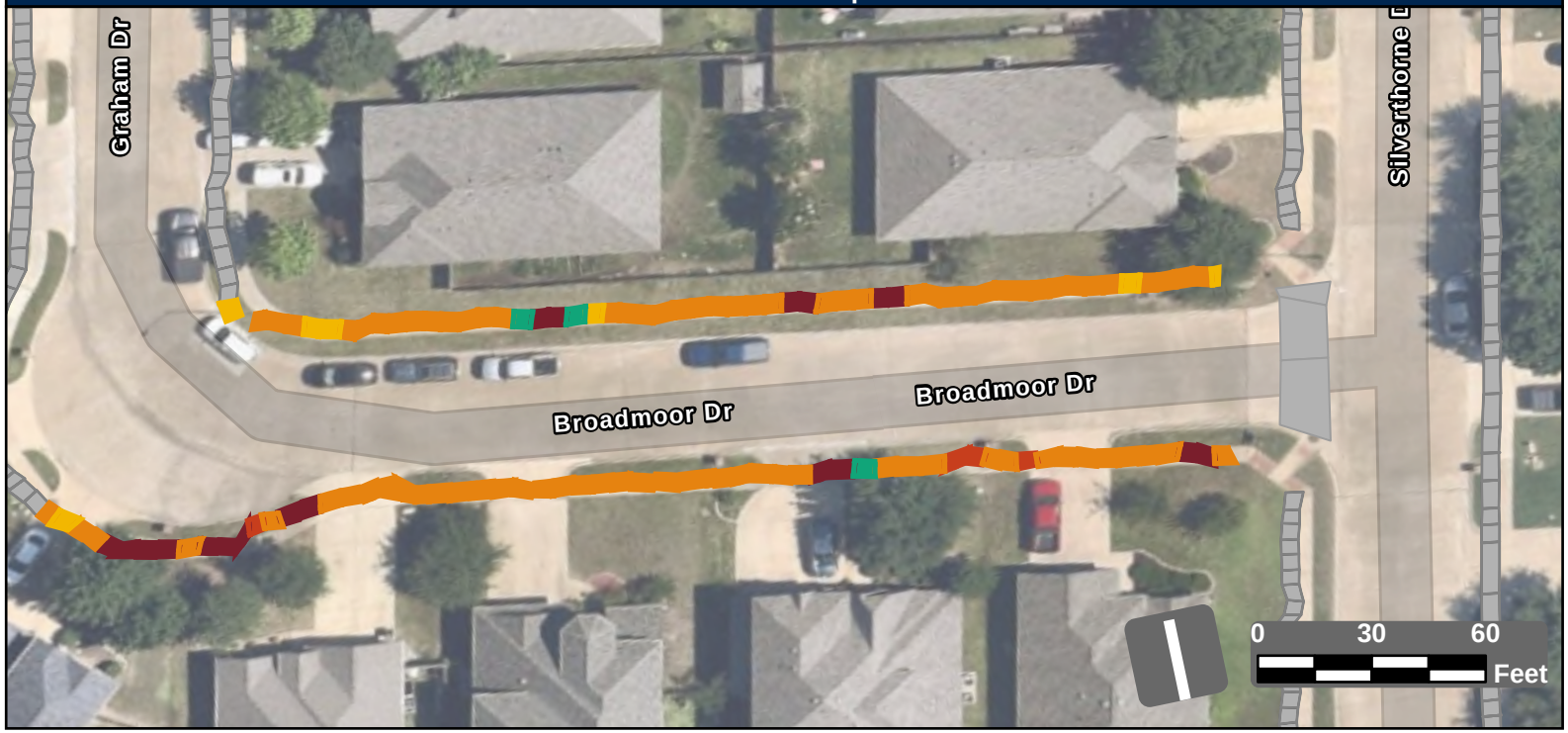

Facility Condition Summary

Sidewalks

Barrier Priority	Length (yd)		Cost
1	665	$	48,057
2	17	$	1,253
3	363	$	26,199
4	26	$	1,449
5	12	$	895
Total	1,084	$	77,854

Curb Ramps

Barrier Priority	Quantity		Cost
1	0	$	0
2	0	$	0
3	0	$	0
4	0	$	0
5	0	$	0
Total	0	$	0

Crosswalks

Barrier Priority	Length (yd)		Cost
1	0	$	0
2	0	$	0
3	0	$	0
4	0	$	0
5	0	$	0
Total	0	$	0

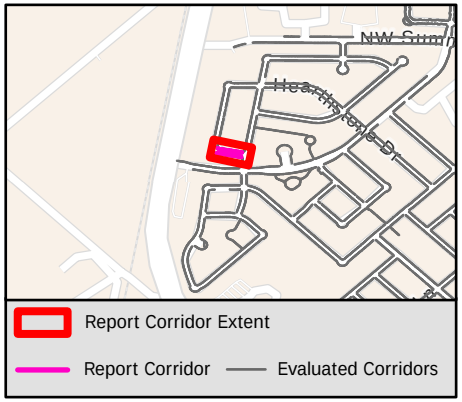

Sidewalk Barrier Summary

Pole	Quantity:	0
Fire Hydrant	Quantity:	0
Vault	Quantity:	0
Vegetation	Quantity:	0
Sign	Quantity:	0
Other	Quantity:	0

Missing Curb Ramps

Symbol	Quantity		Cost
	0	$	0

Curb Ramps Shown in Other Reports

Symbol	Quantity	Cost
	0	Other Report

Conceptual Budget Estimate Disclaimer

This "cost report" assigns a conceptual budget estimate to resolve non-compliance issues and was developed for planning purposes only. Kimley-Horn has no control over the cost of labor, materials, equipment, or over the Contractor's methods of determining prices or over competitive bidding or market conditions. Opinions of probable costs provided herein are based on the information known to Kimley-Horn at this time and represent only Kimley-Horn's judgment as a design professional familiar with the construction industry. Kimley-Horn cannot and does not guarantee that proposals, bids, or actual construction costs will not vary from its opinions of probable costs.

Sidewalk Barrier Conceptual Budget Summary

Sidewalk barriers are displayed for visual purposes only. Their associated costs are stored in the s yer, which is costed panel-by-panel in the Facility Priority Summary.

PROW Sidewalk Corridor Compliance Summary

Item B.

Corridor

BROWN CREST RD

Corridor Score & Severity

Score: 5

LOW

Corridor Cost Summary

Facility Type		Cost
Sidewalk	$	110,509
Crosswalks	$	6,119
Curb Ramps	$	52,150
Missing Ramps	$	35,000

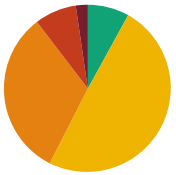

Sidewalk Barrier Priority Distribution

Priority	Percentage (%)
1	2%
2	8%
3	32%
4	50%
5	8%

Corridor Map

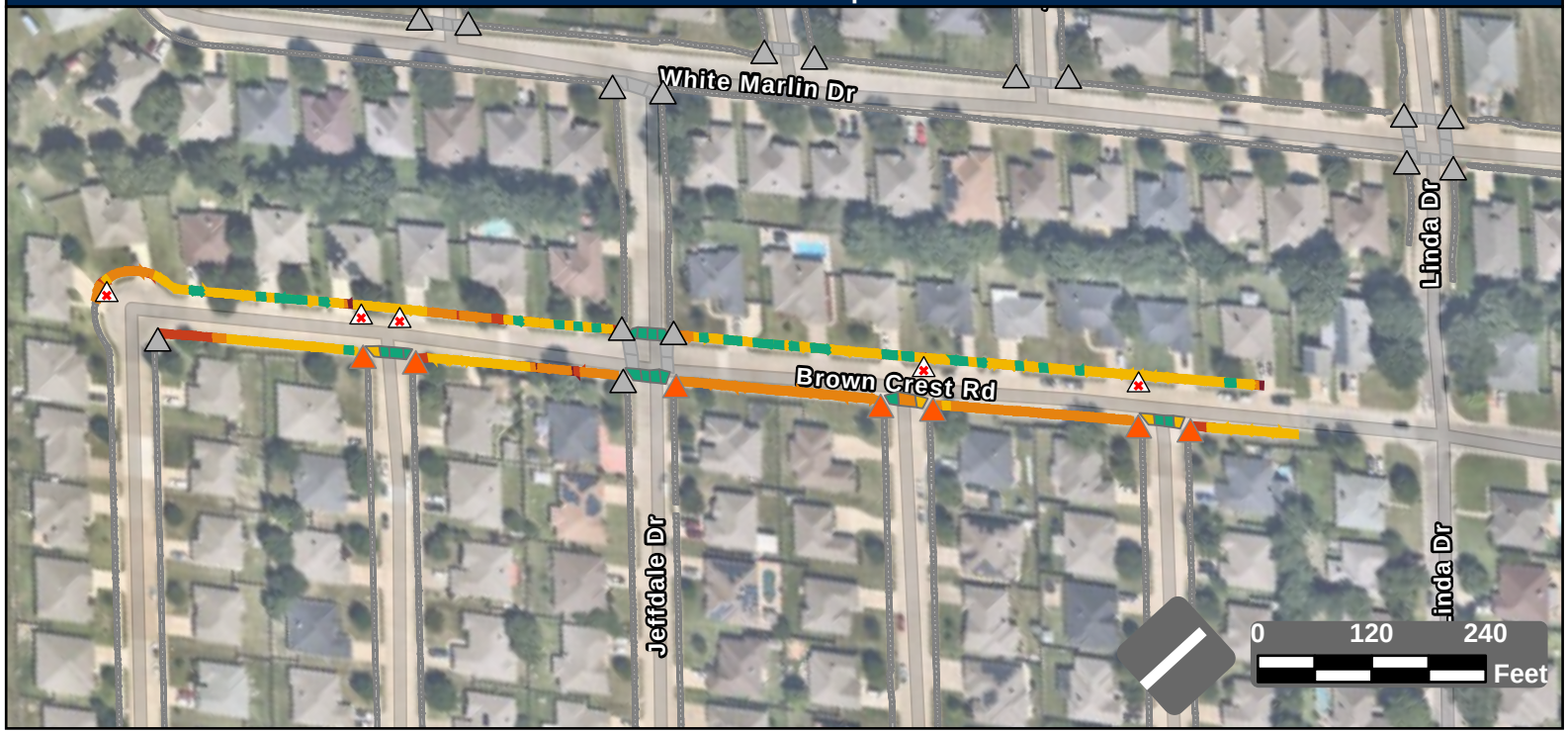

Facility Condition Summary

Sidewalks

Barrier Priority	Length (yd)		Cost
1	43	$	3,138
2	153	$	10,928
3	606	$	43,758
4	935	$	41,793
5	151	$	10,892
Total	1,888	$	110,509

Curb Ramps

Barrier Priority	Quantity		Cost
1	0	$	0
2	7	$	52,150
3	0	$	0
4	0	$	0
5	0	$	0
Total	7	$	52,150

Crosswalks

Barrier Priority	Length (yd)		Cost
1	0	$	0
2	0	$	0
3	25	$	0
4	49	$	6,119
5	221	$	
Total	295	$	6,119

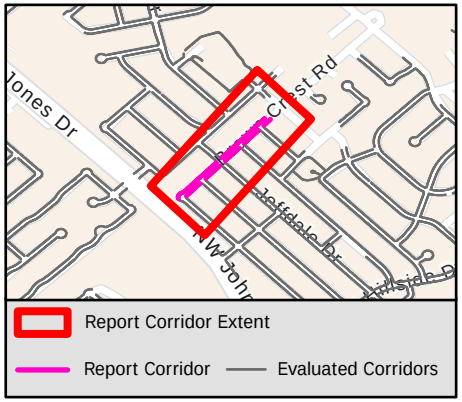

Sidewalk Barrier Summary

Pole	Quantity:	0
Fire Hydrant	Quantity:	0
Vault	Quantity:	0
Vegetation	Quantity:	0
Sign	Quantity:	0
Other	Quantity:	0

Missing Curb Ramps

Symbol	Quantity		Cost
	5	$	35,000

Curb Ramps Shown in Other Reports

Symbol	Quantity	Cost
	16	Other Report

Conceptual Budget Estimate Disclaimer

This "cost report" assigns a conceptual budget estimate to resolve non-compliance issues and was developed for planning purposes only. Kimley-Horn has no control over the cost of labor, materials, equipment, or over the Contractor's methods of determining prices or over competitive bidding or market conditions. Opinions of probable costs provided herein are based on the information known to Kimley-Horn at this time and represent only Kimley-Horn's judgment as a design professional familiar with the construction industry. Kimley-Horn cannot and does not guarantee that proposals, bids, or actual construction costs will not vary from its opinions of probable costs.

Sidewalk Barrier Conceptual Budget Summary

Sidewalk barriers are displayed for visual purposes only. Their associated costs are stored in the s yer, which is costed panel-by-panel in the Facility Priority Summary.

1713

PROW Sidewalk Corridor Compliance Summary

Item B.

Corridor

BROWN ST

Corridor Score & Severity

Score: 4
MEDIUM

Corridor Cost Summary

Facility Type		Cost
Sidewalk	$	89,409
Crosswalks	$	3,857
Curb Ramps	$	28,300
Missing Ramps	$	7,000

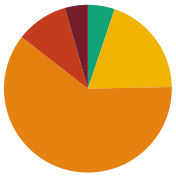

Sidewalk Barrier Priority Distribution

Priority	Percentage (%)
1	4%
2	10%
3	61%
4	20%
5	5%

Corridor Map



Facility Condition Summary

Sidewalks

Barrier Priority	Length (yd)		Cost
1	60	$	4,010
2	136	$	9,104
3	823	$	59,469
4	265	$	13,458
5	70	$	3,368
Total	1,354	$	89,409

Curb Ramps

Barrier Priority	Quantity		Cost
1	1	$	5,950
2	3	$	22,350
3	0	$	0
4	0	$	0
5	0	$	0
Total	4	$	28,300

Crosswalks

Barrier Priority	Length (yd)		Cost
1	0	$	0
2	6	$	1,271
3	5	$	0
4	30	$	2,585
5	45	$	
Total	87	$	3,857

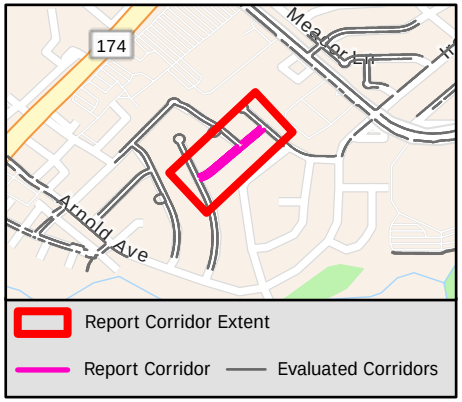

Sidewalk Barrier Summary

Pole	Quantity:	0
Fire Hydrant	Quantity:	0
Vault	Quantity:	0
Vegetation	Quantity:	0
Sign	Quantity:	0
Other	Quantity:	0

Missing Curb Ramps

Symbol	Quantity		Cost
	1	$	7,000

Curb Ramps Shown in Other Reports

Symbol	Quantity	Cost
	4	Other Report

Conceptual Budget Estimate Disclaimer

This "cost report" assigns a conceptual budget estimate to resolve non-compliance issues and was developed for planning purposes only. Kimley-Horn has no control over the cost of labor, materials, equipment, or over the Contractor's methods of determining prices or over competitive bidding or market conditions. Opinions of probable costs provided herein are based on the information known to Kimley-Horn at this time and represent only Kimley-Horn's judgment as a design professional familiar with the construction industry. Kimley-Horn cannot and does not guarantee that proposals, bids, or actual construction costs will not vary from its opinions of probable costs.

Sidewalk Barrier Conceptual Budget Summary

Sidewalk barriers are displayed for visual purposes only. Their associated costs are stored in the s yer, which is costed panel-by-panel in the Facility Priority Summary.

1714

PROW Sidewalk Corridor Compliance Summary

Corridor

BRYNLEE LN

Corridor Score & Severity

Score: 4

MEDIUM

Corridor Cost Summary

Facility Type		Cost
Sidewalk	$	9,144
Crosswalks	$	0
Curb Ramps	$	0
Missing Ramps	$	0

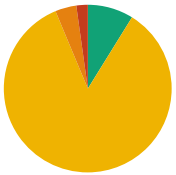

Sidewalk Barrier Priority Distribution

Priority	Percentage (%)
1	0%
2	2%
3	4%
4	85%
5	9%

Corridor Map



Facility Condition Summary

Sidewalks

Barrier Priority	Length (yd)		Cost
1	0	$	0
2	9	$	458
3	17	$	1,221
4	350	$	4,829
5	36	$	2,636
Total	413	$	9,144

Curb Ramps

Barrier Priority	Quantity		Cost
1	0	$	0
2	0	$	0
3	0	$	0
4	0	$	0
5	0	$	0
Total	0	$	0

Crosswalks

Barrier Priority	Length (yd)		Cost
1	0	$	0
2	0	$	0
3	0	$	0
4	0	$	0
5	0	$	0
Total	0	$	0

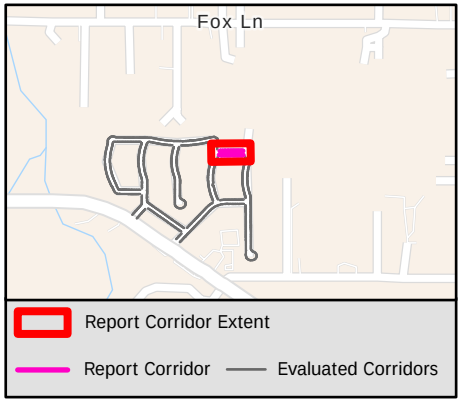

Sidewalk Barrier Summary

Pole	Quantity:	0
Fire Hydrant	Quantity:	0
Vault	Quantity:	0
Vegetation	Quantity:	0
Sign	Quantity:	0
Other	Quantity:	0

Missing Curb Ramps

Symbol	Quantity		Cost
	0	$	0

Curb Ramps Shown in Other Reports

Symbol	Quantity	Cost
	4	Other Report

Conceptual Budget Estimate Disclaimer

This "cost report" assigns a conceptual budget estimate to resolve non-compliance issues and was developed for planning purposes only. Kimley-Horn has no control over the cost of labor, materials, equipment, or over the Contractor's methods of determining prices or over competitive bidding or market conditions. Opinions of probable costs provided herein are based on the information known to Kimley-Horn at this time and represent only Kimley-Horn's judgment as a design professional familiar with the construction industry. Kimley-Horn cannot and does not guarantee that proposals, bids, or actual construction costs will not vary from its opinions of probable costs.

Sidewalk Barrier Conceptual Budget Summary

Sidewalk barriers are displayed for visual purposes only. Their associated costs are stored in the s yer, which is costed panel-by-panel in the Facility Priority Summary.

PROW Sidewalk Corridor Compliance Summary

Corridor

BUFFALO RUN

Corridor Score & Severity

Score: 1
HIGH

Corridor Cost Summary

Facility Type		Cost
Sidewalk	$	378,451
Crosswalks	$	23,834
Curb Ramps	$	55,550
Missing Ramps	$	28,000

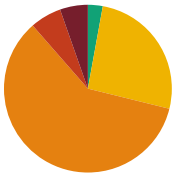

Sidewalk Barrier Priority Distribution

Priority	Percentage (%)
1	5%
2	6%
3	60%
4	26%
5	3%

Corridor Map

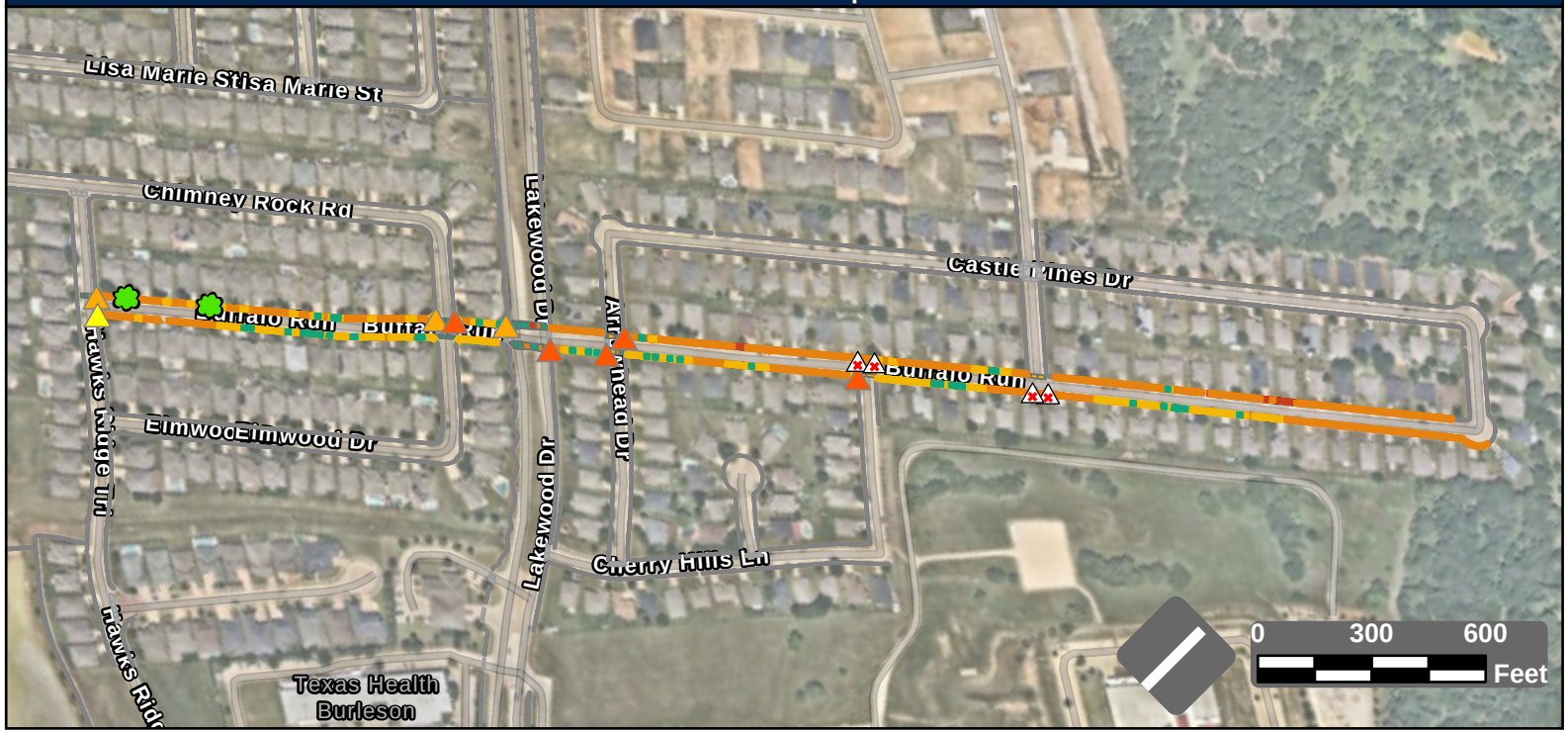

Facility Condition Summary

Sidewalks

Barrier Priority	Length (yd)		Cost
1	329	$	23,099
2	370	$	25,866
3	3,651	$	263,711
4	1,590	$	53,578
5	174	$	12,197
Total	6,114	$	378,451

Curb Ramps

Barrier Priority	Quantity		Cost
1	0	$	0
2	5	$	35,750
3	3	$	12,350
4	1	$	7,450
5	0	$	0
Total	9	$	55,550

Crosswalks

Barrier Priority	Length (yd)		Cost
1	0	$	0
2	36	$	7,130
3	112	$	0
4	154	$	16,704
5	383	$	
Total	685	$	23,834

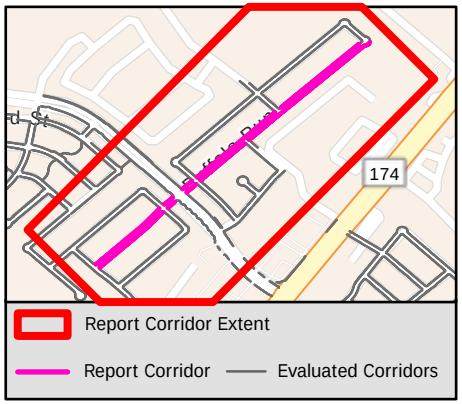

Sidewalk Barrier Summary

Pole	Quantity:	0
Fire Hydrant	Quantity:	0
Vault	Quantity:	0
Vegetation	Quantity:	2
Sign	Quantity:	0
Other	Quantity:	0

Missing Curb Ramps

Symbol	Quantity		Cost
	4	$	28,000

Curb Ramps Shown in Other Reports

Symbol	Quantity	Cost
	0	Other Report

Conceptual Budget Estimate Disclaimer

This "cost report" assigns a conceptual budget estimate to resolve non-compliance issues and was developed for planning purposes only. Kimley-Horn has no control over the cost of labor, materials, equipment, or over the Contractor's methods of determining prices or over competitive bidding or market conditions. Opinions of probable costs provided herein are based on the information known to Kimley-Horn at this time and represent only Kimley-Horn's judgment as a design professional familiar with the construction industry. Kimley-Horn cannot and does not guarantee that proposals, bids, or actual construction costs will not vary from its opinions of probable costs.

Sidewalk Barrier Conceptual Budget Summary

Sidewalk barriers are displayed for visual purposes only. Their associated costs are stored in the s yer, which is costed panel-by-panel in the Facility Priority Summary.

PROW Sidewalk Corridor Compliance Summary

Corridor

BUNKER HILL DR

Corridor Score & Severity

Score: 5

LOW

Corridor Cost Summary

Facility Type		Cost
Sidewalk	$	56,146
Crosswalks	$	8,485
Curb Ramps	$	37,700
Missing Ramps	$	7,000

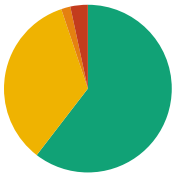

Sidewalk Barrier Priority Distribution

Priority	Percentage (%)
1	0%
2	3%
3	2%
4	34%
5	60%

Corridor Map

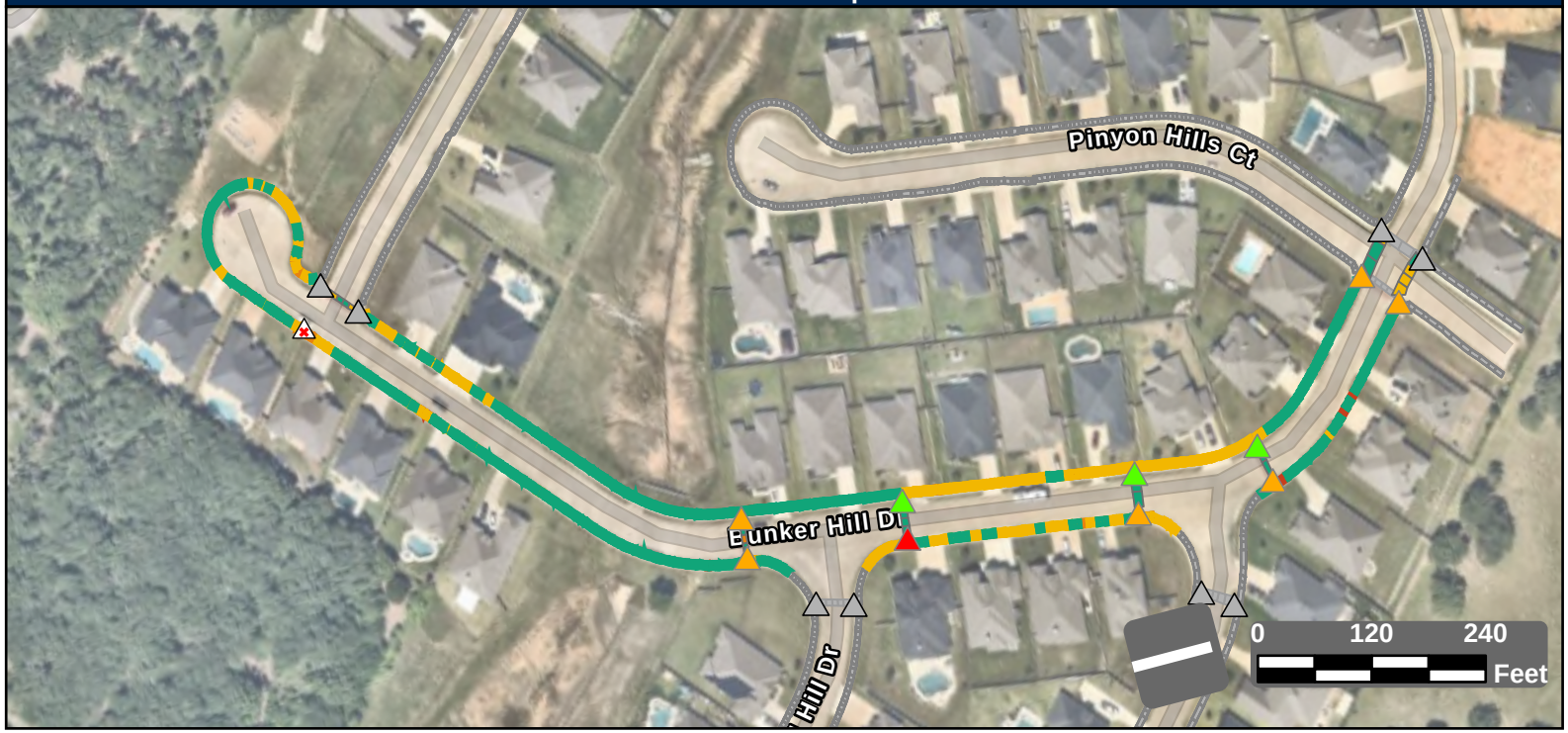

Facility Condition Summary

Sidewalks

Barrier Priority	Length (yd)		Cost
1	0	$	0
2	88	$	4,530
3	46	$	3,314
4	901	$	37,670
5	1,579	$	10,631
Total	2,615	$	56,146

Curb Ramps

Barrier Priority	Quantity		Cost
1	1	$	5,950
2	0	$	0
3	6	$	31,750
4	0	$	0
5	3	$	0
Total	10	$	37,700

Crosswalks

Barrier Priority	Length (yd)		Cost
1	0	$	0
2	0	$	0
3	8	$	0
4	80	$	8,485
5	166	$	0
Total	255	$	8,485

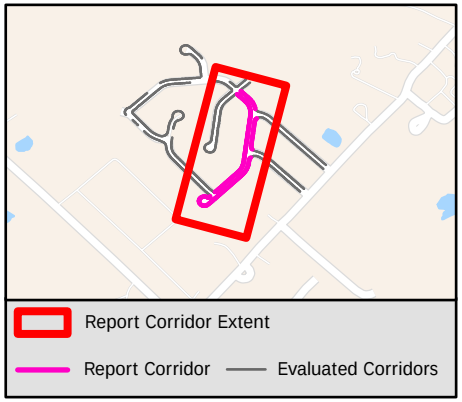

Sidewalk Barrier Summary

Pole	Quantity:	0
Fire Hydrant	Quantity:	0
Vault	Quantity:	0
Vegetation	Quantity:	0
Sign	Quantity:	0
Other	Quantity:	0

Missing Curb Ramps

Symbol	Quantity		Cost
	1	$	7,000

Curb Ramps Shown in Other Reports

Symbol	Quantity	Cost
	8	Other Report

Conceptual Budget Estimate Disclaimer

This "cost report" assigns a conceptual budget estimate to resolve non-compliance issues and was developed for planning purposes only. Kimley-Horn has no control over the cost of labor, materials, equipment, or over the Contractor's methods of determining prices or over competitive bidding or market conditions. Opinions of probable costs provided herein are based on the information known to Kimley-Horn at this time and represent only Kimley-Horn's judgment as a design professional familiar with the construction industry. Kimley-Horn cannot and does not guarantee that proposals, bids, or actual construction costs will not vary from its opinions of probable costs.

Sidewalk Barrier Conceptual Budget Summary

Sidewalk barriers are displayed for visual purposes only. Their associated costs are stored in the s yer, which is costed panel-by-panel in the Facility Priority Summary.

PROW Sidewalk Corridor Compliance Summary

Corridor

BUR OAK DR

Corridor Score & Severity

Score: 4
MEDIUM

Corridor Cost Summary

Facility Type		Cost
Sidewalk	$	252,873
Crosswalks	$	15,482
Curb Ramps	$	93,850
Missing Ramps	$	70,000

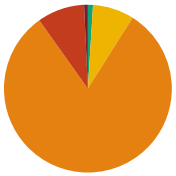

Sidewalk Barrier Priority Distribution

Priority	Percentage (%)
1	1%
2	9%
3	81%
4	8%
5	1%

Corridor Map

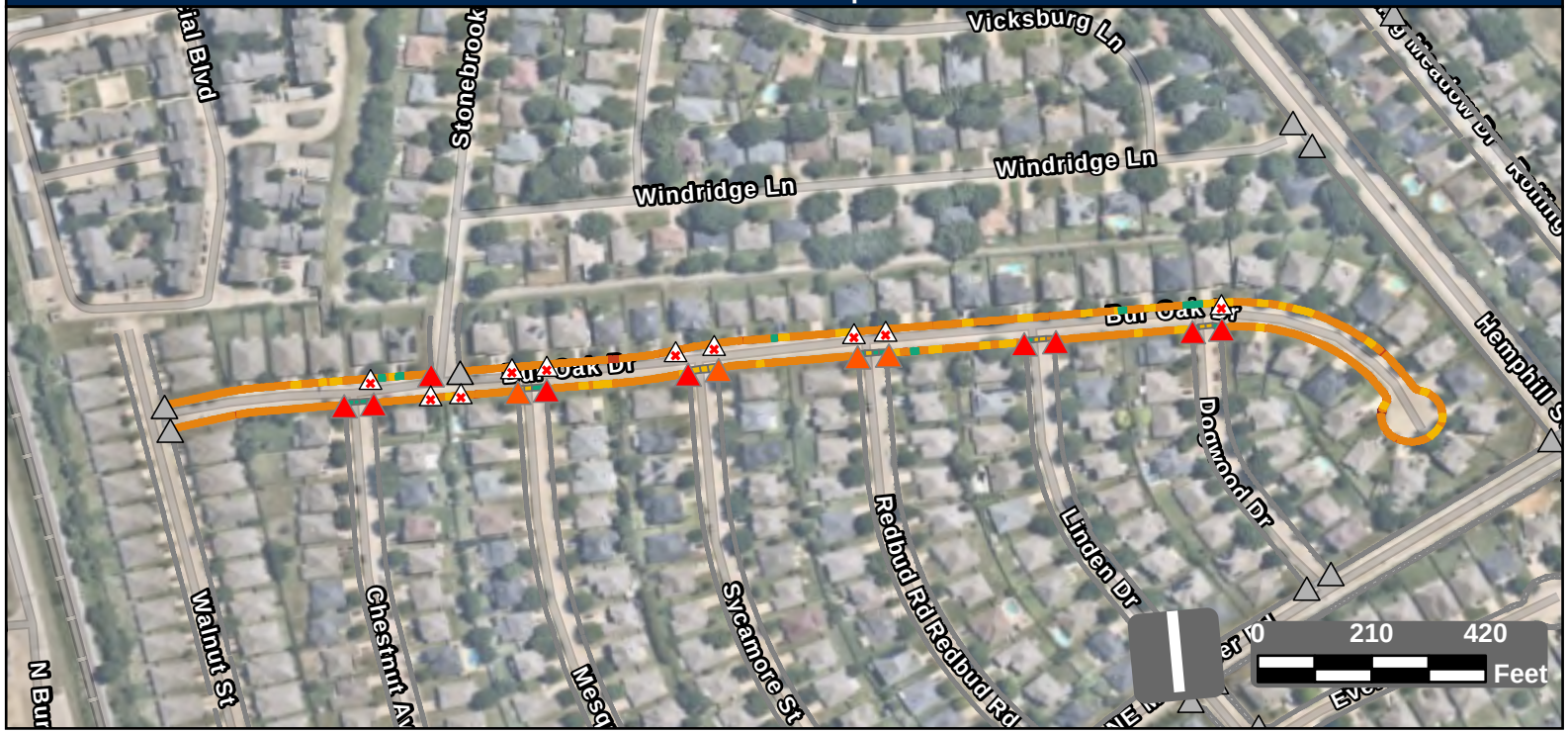

Facility Condition Summary

Sidewalks

Barrier Priority	Length (yd)		Cost
1	26	$	1,896
2	330	$	23,361
3	2,947	$	212,831
4	290	$	12,208
5	36	$	2,578
Total	3,629	$	252,873

Curb Ramps

Barrier Priority	Quantity		Cost
1	9	$	65,550
2	4	$	28,300
3	0	$	0
4	0	$	0
5	0	$	0
Total	13	$	93,850

Crosswalks

Barrier Priority	Length (yd)		Cost
1	0	$	0
2	0	$	0
3	27	$	0
4	174	$	15,482
5	166	$	
Total	367	$	15,482

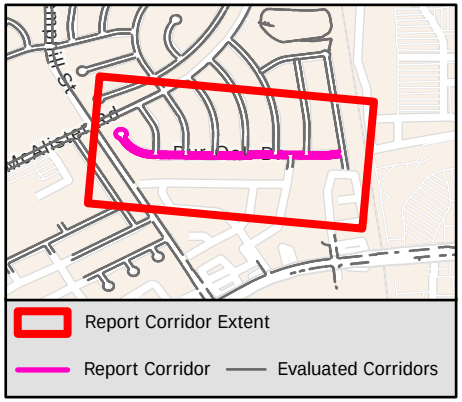

Sidewalk Barrier Summary

Pole	Quantity:	0
Fire Hydrant	Quantity:	0
Vault	Quantity:	0
Vegetation	Quantity:	0
Sign	Quantity:	0
Other	Quantity:	0

Missing Curb Ramps

Symbol	Quantity		Cost
	10	$	70,000

Curb Ramps Shown in Other Reports

Symbol	Quantity	Cost
	16	Other Report

Conceptual Budget Estimate Disclaimer

This "cost report" assigns a conceptual budget estimate to resolve non-compliance issues and was developed for planning purposes only. Kimley-Horn has no control over the cost of labor, materials, equipment, or over the Contractor's methods of determining prices or over competitive bidding or market conditions. Opinions of probable costs provided herein are based on the information known to Kimley-Horn at this time and represent only Kimley-Horn's judgment as a design professional familiar with the construction industry. Kimley-Horn cannot and does not guarantee that proposals, bids, or actual construction costs will not vary from its opinions of probable costs.

Sidewalk Barrier Conceptual Budget Summary

Sidewalk barriers are displayed for visual purposes only. Their associated costs are stored in the s yer, which is costed panel-by-panel in the Facility Priority Summary.

PROW Sidewalk Corridor Compliance Summary

Corridor

CALEB ST

Corridor Score & Severity

Score: 3
MEDIUM

Corridor Cost Summary

Facility Type		Cost
Sidewalk	$	56,037
Crosswalks	$	0
Curb Ramps	$	0
Missing Ramps	$	0

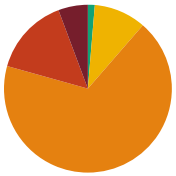

Sidewalk Barrier Priority Distribution

Priority	Percentage (%)
1	6%
2	15%
3	68%
4	10%
5	1%

Corridor Map



Facility Condition Summary

Sidewalks

Barrier Priority	Length (yd)		Cost
1	46	$	3,344
2	122	$	8,359
3	554	$	39,992
4	82	$	3,560
5	11	$	781
Total	815	$	56,037

Curb Ramps

Barrier Priority	Quantity		Cost
1	0	$	0
2	0	$	0
3	0	$	0
4	0	$	0
5	0	$	0
Total	0	$	0

Crosswalks

Barrier Priority	Length (yd)		Cost
1	0	$	0
2	0	$	0
3	0	$	0
4	0	$	0
5	0	$	0
Total	0	$	0

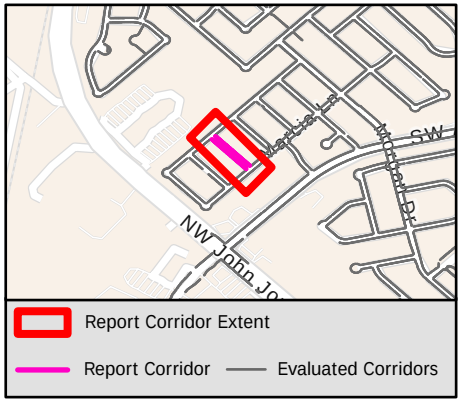

Sidewalk Barrier Summary

Pole	Quantity:	0
Fire Hydrant	Quantity:	0
Vault	Quantity:	0
Vegetation	Quantity:	0
Sign	Quantity:	0
Other	Quantity:	0

Missing Curb Ramps

Symbol	Quantity		Cost
	0	$	0

Curb Ramps Shown in Other Reports

Symbol	Quantity	Cost
	4	Other Report

Conceptual Budget Estimate Disclaimer

This "cost report" assigns a conceptual budget estimate to resolve non-compliance issues and was developed for planning purposes only. Kimley-Horn has no control over the cost of labor, materials, equipment, or over the Contractor's methods of determining prices or over competitive bidding or market conditions. Opinions of probable costs provided herein are based on the information known to Kimley-Horn at this time and represent only Kimley-Horn's judgment as a design professional familiar with the construction industry. Kimley-Horn cannot and does not guarantee that proposals, bids, or actual construction costs will not vary from its opinions of probable costs.

Sidewalk Barrier Conceptual Budget Summary

Sidewalk barriers are displayed for visual purposes only. Their associated costs are stored in the s yer, which is costed panel-by-panel in the Facility Priority Summary.

PROW Sidewalk Corridor Compliance Summary

Corridor

CAMELIA PKWY

Corridor Score & Severity

Score: 4

MEDIUM

Corridor Cost Summary

Facility Type		Cost
Sidewalk	$	8,280
Crosswalks	$	0
Curb Ramps	$	0
Missing Ramps	$	0

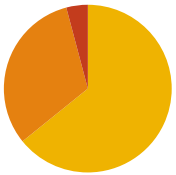

Sidewalk Barrier Priority Distribution

Priority	Percentage (%)
1	0%
2	4%
3	32%
4	64%
5	0%

Corridor Map

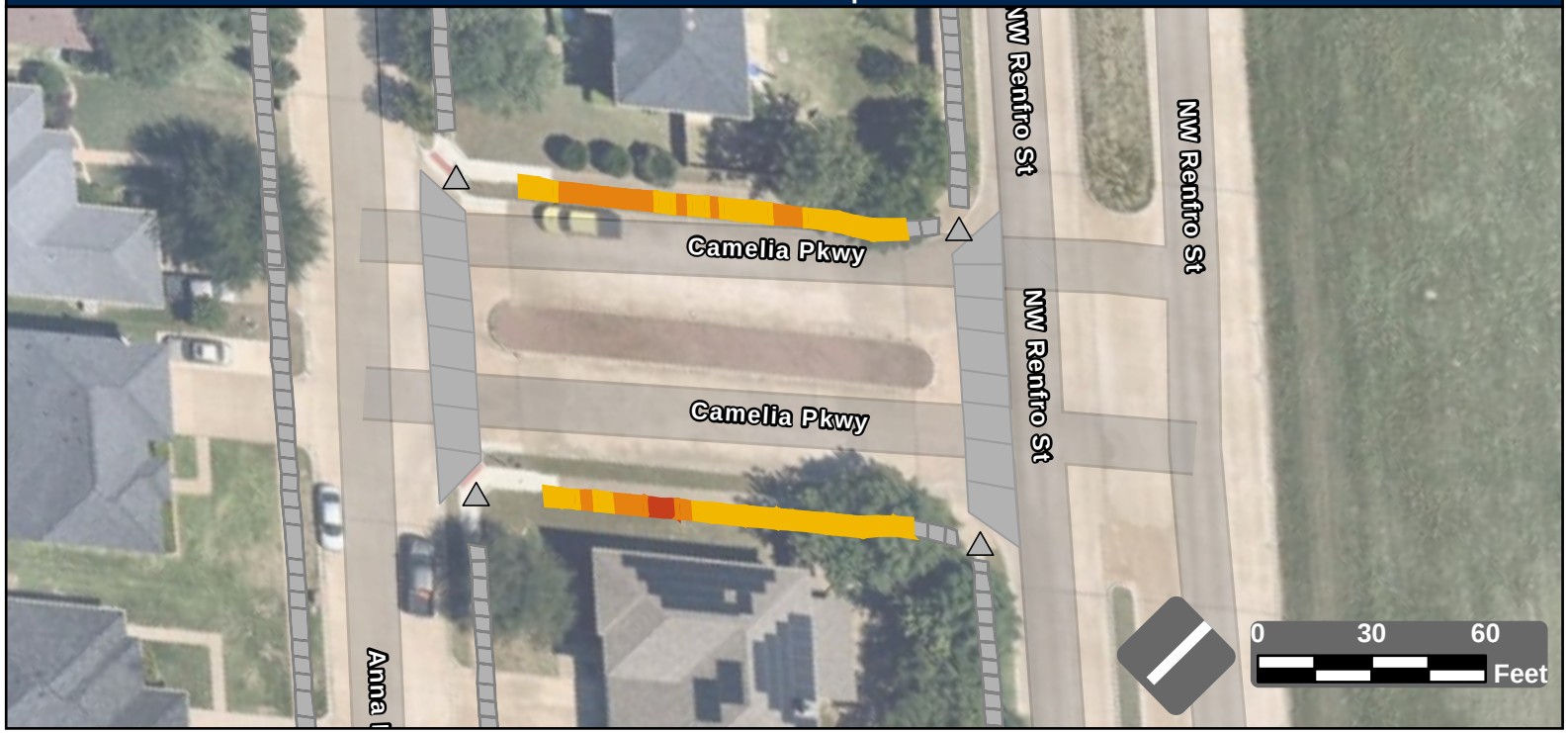

Facility Condition Summary

Sidewalks

Barrier Priority	Length (yd)		Cost
1	0	$	0
2	7	$	400
3	57	$	4,085
4	115	$	3,795
5	0	$	0
Total	179	$	8,280

Curb Ramps

Barrier Priority	Quantity		Cost
1	0	$	0
2	0	$	0
3	0	$	0
4	0	$	0
5	0	$	0
Total	0	$	0

Crosswalks

Barrier Priority	Length (yd)		Cost
1	0	$	0
2	0	$	0
3	0	$	0
4	0	$	0
5	0	$	0
Total	0	$	0

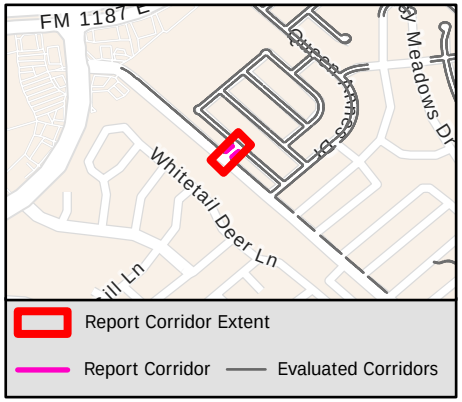

Sidewalk Barrier Summary

Pole	Quantity:	0
Fire Hydrant	Quantity:	0
Vault	Quantity:	0
Vegetation	Quantity:	0
Sign	Quantity:	0
Other	Quantity:	0

Missing Curb Ramps

Symbol	Quantity		Cost
	0	$	0

Curb Ramps Shown in Other Reports

Symbol	Quantity	Cost
	4	Other Report

Conceptual Budget Estimate Disclaimer

This "cost report" assigns a conceptual budget estimate to resolve non-compliance issues and was developed for planning purposes only. Kimley-Horn has no control over the cost of labor, materials, equipment, or over the Contractor's methods of determining prices or over competitive bidding or market conditions. Opinions of probable costs provided herein are based on the information known to Kimley-Horn at this time and represent only Kimley-Horn's judgment as a design professional familiar with the construction industry. Kimley-Horn cannot and does not guarantee that proposals, bids, or actual construction costs will not vary from its opinions of probable costs.

Sidewalk Barrier Conceptual Budget Summary

Sidewalk barriers are displayed for visual purposes only. Their associated costs are stored in the s yer, which is costed panel-by-panel in the Facility Priority Summary.

1720

PROW Sidewalk Corridor Compliance Summary

Corridor

CANADIAN LN

Corridor Score & Severity

Score: 4

MEDIUM

Corridor Cost Summary

Facility Type		Cost
Sidewalk	$	107,499
Crosswalks	$	3,358
Curb Ramps	$	0
Missing Ramps	$	14,000

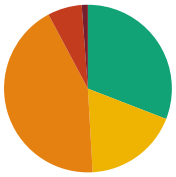

Sidewalk Barrier Priority Distribution

Priority	Percentage (%)
1	1%
2	7%
3	43%
4	18%
5	31%

Corridor Map

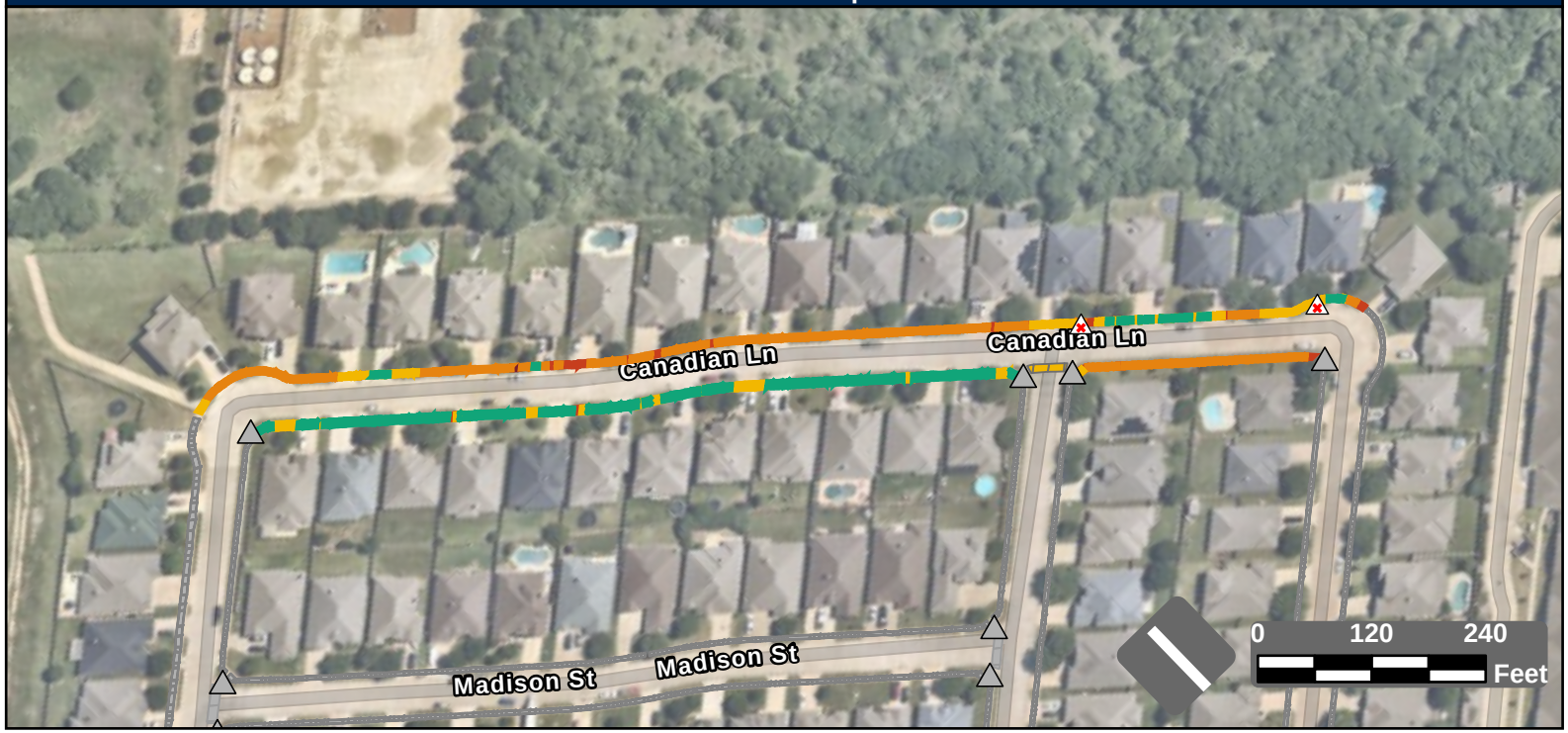

Facility Condition Summary

Sidewalks

Barrier Priority	Length (yd)		Cost
1	23	$	1,664
2	128	$	9,123
3	839	$	60,604
4	354	$	22,184
5	600	$	13,924
Total	1,944	$	107,499

Curb Ramps

Barrier Priority	Quantity		Cost
1	0	$	0
2	0	$	0
3	0	$	0
4	0	$	0
5	0	$	0
Total	0	$	0

Crosswalks

Barrier Priority	Length (yd)		Cost
1	0	$	0
2	0	$	0
3	0	$	0
4	35	$	3,358
5	0	$	0
Total	35	$	3,358

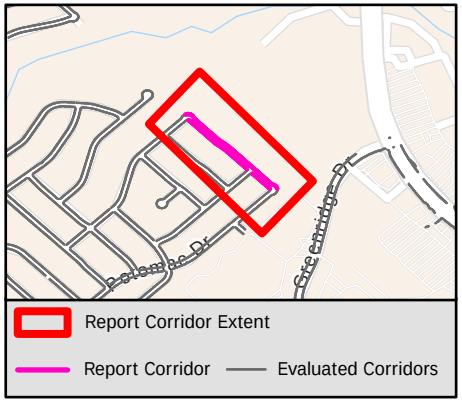

Sidewalk Barrier Summary

Pole	Quantity:	0
Fire Hydrant	Quantity:	0
Vault	Quantity:	0
Vegetation	Quantity:	0
Sign	Quantity:	0
Other	Quantity:	0

Missing Curb Ramps

Symbol	Quantity		Cost
	2	$	14,000

Curb Ramps Shown in Other Reports

Symbol	Quantity	Cost
	8	Other Report

Conceptual Budget Estimate Disclaimer

This "cost report" assigns a conceptual budget estimate to resolve non-compliance issues and was developed for planning purposes only. Kimley-Horn has no control over the cost of labor, materials, equipment, or over the Contractor's methods of determining prices or over competitive bidding or market conditions. Opinions of probable costs provided herein are based on the information known to Kimley-Horn at this time and represent only Kimley-Horn's judgment as a design professional familiar with the construction industry. Kimley-Horn cannot and does not guarantee that proposals, bids, or actual construction costs will not vary from its opinions of probable costs.

Sidewalk Barrier Conceptual Budget Summary

Sidewalk barriers are displayed for visual purposes only. Their associated costs are stored in the s yer, which is costed panel-by-panel in the Facility Priority Summary.

PROW Sidewalk Corridor Compliance Summary

Corridor

CANDLELITE CT

Corridor Score & Severity

Score: 2

HIGH

Corridor Cost Summary

Facility Type		Cost
Sidewalk	$	34,652
Crosswalks	$	0
Curb Ramps	$	11,900
Missing Ramps	$	0

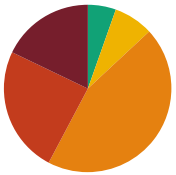

Sidewalk Barrier Priority Distribution

Priority	Percentage (%)
1	18%
2	24%
3	45%
4	8%
5	5%

Corridor Map



Facility Condition Summary

Sidewalks

Barrier Priority	Length (yd)		Cost
1	92	$	6,563
2	126	$	9,074
3	230	$	16,795
4	39	$	2,220
5	28	$	0
Total	515	$	34,652

Curb Ramps

Barrier Priority	Quantity		Cost
1	0	$	0
2	1	$	5,950
3	1	$	5,950
4	0	$	0
5	0	$	0
Total	2	$	11,900

Crosswalks

Barrier Priority	Length (yd)		Cost
1	0	$	0
2	0	$	0
3	0	$	0
4	0	$	0
5	0	$	0
Total	0	$	0

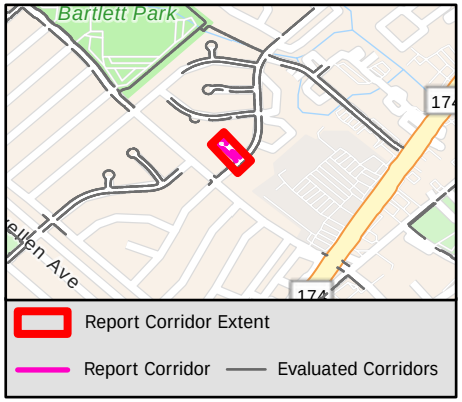

Sidewalk Barrier Summary

Pole	Quantity:	0
Fire Hydrant	Quantity:	0
Vault	Quantity:	0
Vegetation	Quantity:	0
Sign	Quantity:	0
Other	Quantity:	0

Missing Curb Ramps

Symbol	Quantity		Cost
	0	$	0

Curb Ramps Shown in Other Reports

Symbol	Quantity	Cost
	0	Other Report

Conceptual Budget Estimate Disclaimer

This "cost report" assigns a conceptual budget estimate to resolve non-compliance issues and was developed for planning purposes only. Kimley-Horn has no control over the cost of labor, materials, equipment, or over the Contractor's methods of determining prices or over competitive bidding or market conditions. Opinions of probable costs provided herein are based on the information known to Kimley-Horn at this time and represent only Kimley-Horn's judgment as a design professional familiar with the construction industry. Kimley-Horn cannot and does not guarantee that proposals, bids, or actual construction costs will not vary from its opinions of probable costs.

Sidewalk Barrier Conceptual Budget Summary

Sidewalk barriers are displayed for visual purposes only. Their associated costs are stored in the s yer, which is costed panel-by-panel in the Facility Priority Summary.

1722

PROW Sidewalk Corridor Compliance Summary

Corridor

CANDLER DR

Corridor Score & Severity

Score: 5

LOW

Corridor Cost Summary

Facility Type		Cost
Sidewalk	$	244,570
Crosswalks	$	6,912
Curb Ramps	$	102,750
Missing Ramps	$	14,000

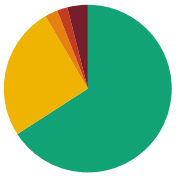

Sidewalk Barrier Priority Distribution

Priority	Percentage (%)
1	4%
2	2%
3	2%
4	26%
5	66%

Corridor Map

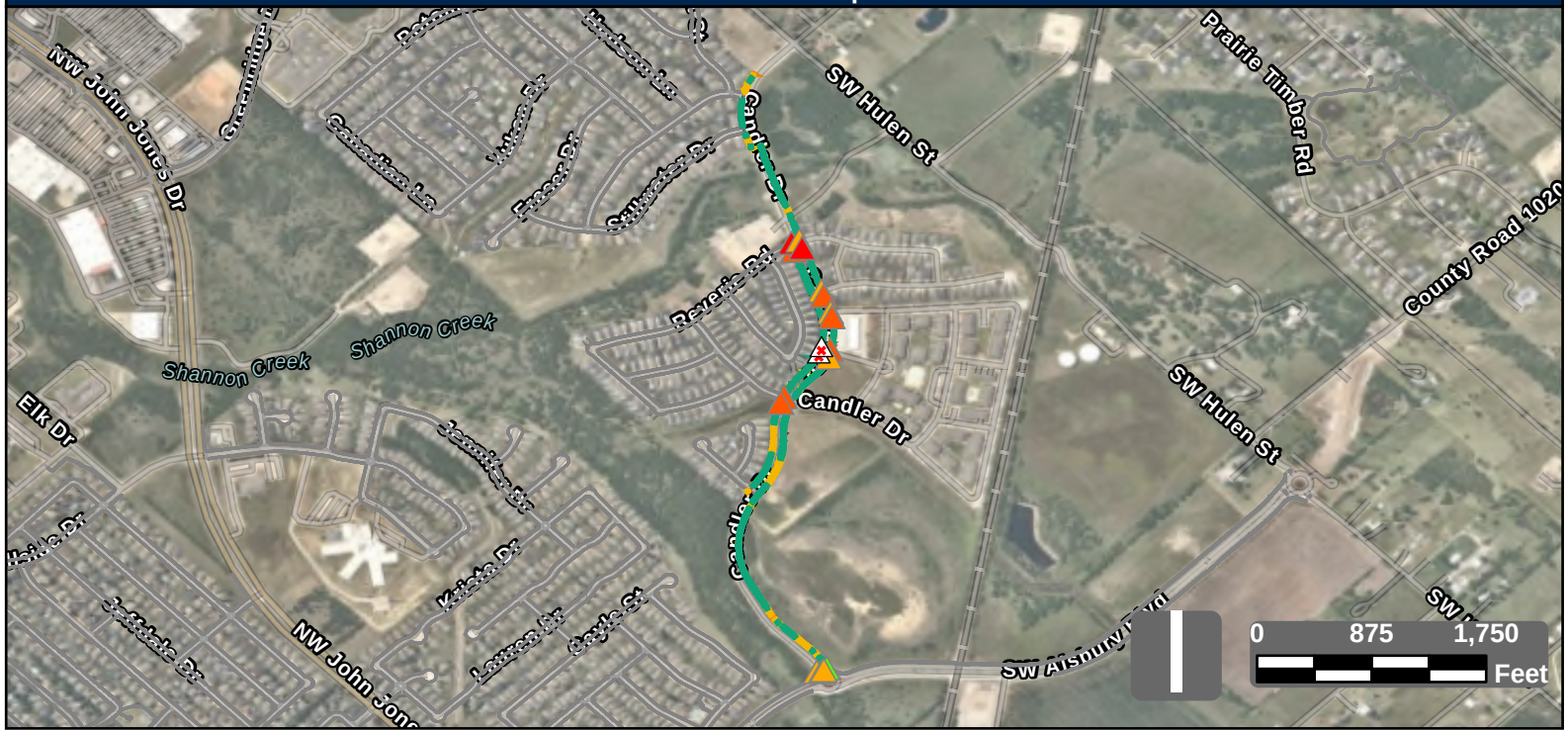

Facility Condition Summary

Sidewalks

Barrier Priority	Length (yd)		Cost
1	252	$	18,216
2	129	$	6,374
3	158	$	14,485
4	1,649	$	128,302
5	4,221	$	77,195
Total	6,408	$	244,570

Curb Ramps

Barrier Priority	Quantity		Cost
1	2	$	11,900
2	6	$	41,700
3	6	$	43,200
4	1	$	5,950
5	1	$	0
Total	16	$	102,750

Crosswalks

Barrier Priority	Length (yd)		Cost
1	0	$	0
2	0	$	0
3	17	$	0
4	84	$	6,912
5	252	$	
Total	353	$	6,912

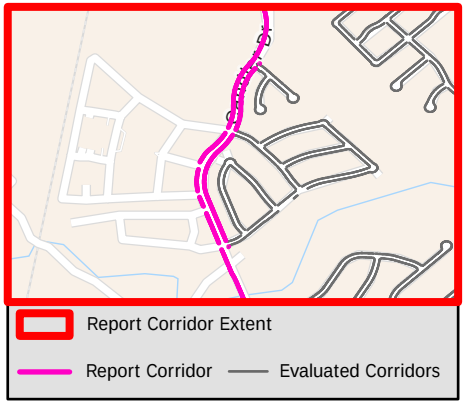

Sidewalk Barrier Summary

Pole	Quantity:	0
Fire Hydrant	Quantity:	0
Vault	Quantity:	0
Vegetation	Quantity:	0
Sign	Quantity:	0
Other	Quantity:	0

Missing Curb Ramps

Symbol	Quantity		Cost
	2	$	14,000

Curb Ramps Shown in Other Reports

Symbol	Quantity	Cost
	0	Other Report

Conceptual Budget Estimate Disclaimer

This "cost report" assigns a conceptual budget estimate to resolve non-compliance issues and was developed for planning purposes only. Kimley-Horn has no control over the cost of labor, materials, equipment, or over the Contractor's methods of determining prices or over competitive bidding or market conditions. Opinions of probable costs provided herein are based on the information known to Kimley-Horn at this time and represent only Kimley-Horn's judgment as a design professional familiar with the construction industry. Kimley-Horn cannot and does not guarantee that proposals, bids, or actual construction costs will not vary from its opinions of probable costs.

Sidewalk Barrier Conceptual Budget Summary

Sidewalk barriers are displayed for visual purposes only. Their associated costs are stored in the s yer, which is costed panel-by-panel in the Facility Priority Summary.

PROW Sidewalk Corridor Compliance Summary

Corridor

CANYON COVE DR

Corridor Score & Severity

Score: 4

MEDIUM

Corridor Cost Summary

Facility Type		Cost
Sidewalk	$	130,638
Crosswalks	$	15,003
Curb Ramps	$	79,000
Missing Ramps	$	7,000

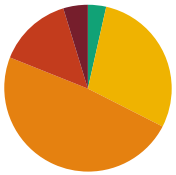

Sidewalk Barrier Priority Distribution

Priority	Percentage (%)
1	5%
2	14%
3	49%
4	29%
5	4%

Corridor Map

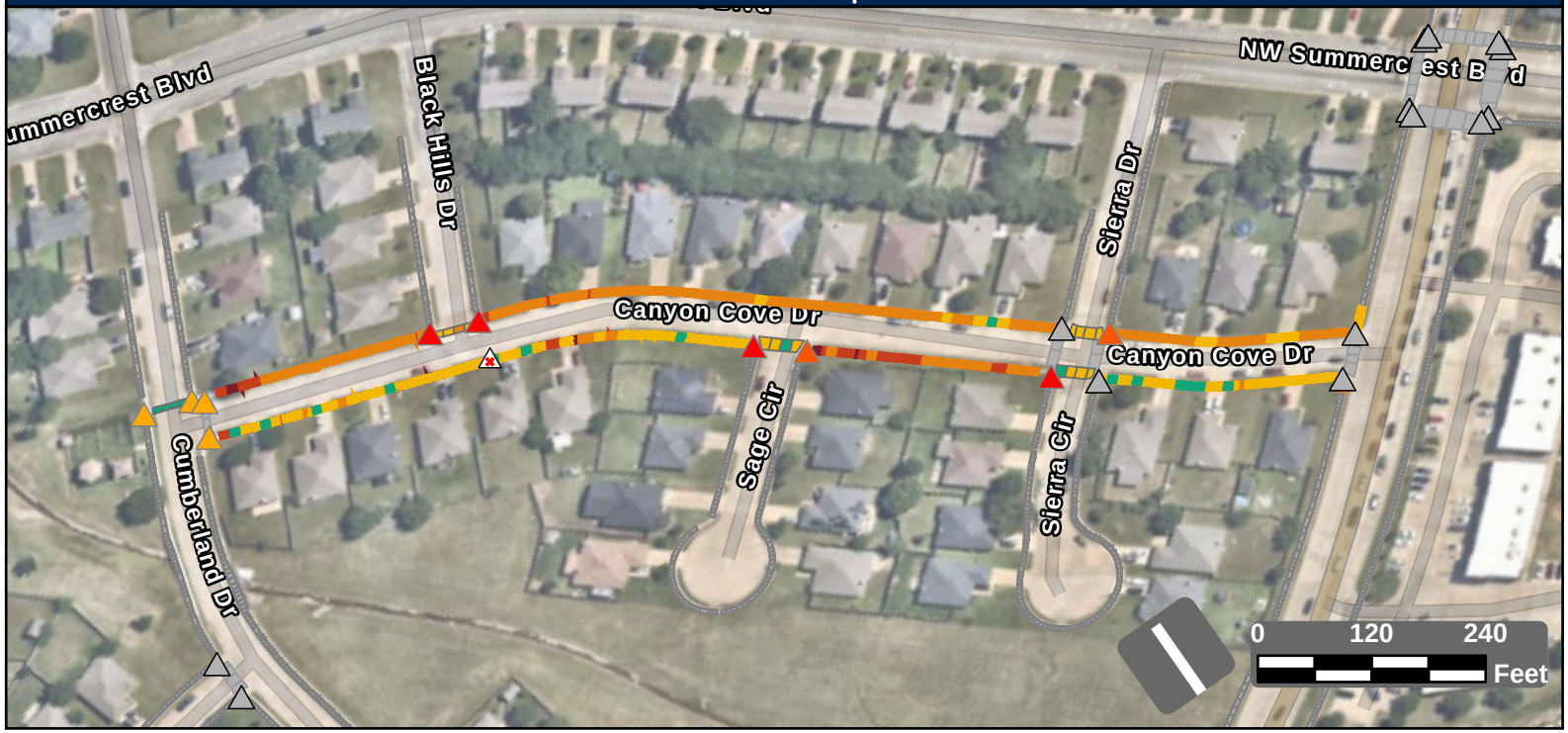

Facility Condition Summary

Sidewalks

Barrier Priority	Length (yd)		Cost
1	93	$	6,594
2	281	$	18,856
3	961	$	69,433
4	573	$	30,709
5	70	$	5,046
Total	1,979	$	130,638

Curb Ramps

Barrier Priority	Quantity		Cost
1	4	$	32,800
2	2	$	16,400
3	4	$	29,800
4	0	$	0
5	0	$	0
Total	10	$	79,000

Crosswalks

Barrier Priority	Length (yd)		Cost
1	0	$	0
2	0	$	0
3	10	$	816
4	148	$	14,188
5	58	$	0
Total	216	$	15,003

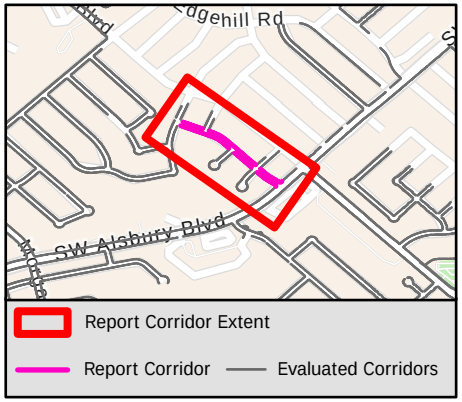

Sidewalk Barrier Summary

Pole	Quantity:	0
Fire Hydrant	Quantity:	0
Vault	Quantity:	0
Vegetation	Quantity:	0
Sign	Quantity:	0
Other	Quantity:	0

Missing Curb Ramps

Symbol	Quantity		Cost
	1	$	7,000

Curb Ramps Shown in Other Reports

Symbol	Quantity	Cost
	17	Other Report

Conceptual Budget Estimate Disclaimer

This "cost report" assigns a conceptual budget estimate to resolve non-compliance issues and was developed for planning purposes only. Kimley-Horn has no control over the cost of labor, materials, equipment, or over the Contractor's methods of determining prices or over competitive bidding or market conditions. Opinions of probable costs provided herein are based on the information known to Kimley-Horn at this time and represent only Kimley-Horn's judgment as a design professional familiar with the construction industry. Kimley-Horn cannot and does not guarantee that proposals, bids, or actual construction costs will not vary from its opinions of probable costs.

Sidewalk Barrier Conceptual Budget Summary

Sidewalk barriers are displayed for visual purposes only. Their associated costs are stored in the s[illegible]yer, which is costed panel-by-panel in the Facility Priority Summary.

PROW Sidewalk Corridor Compliance Summary

Corridor

CAPITAL HILL DR

Corridor Score & Severity

Score: 4
MEDIUM

Corridor Cost Summary

Facility Type		Cost
Sidewalk	$	13,960
Crosswalks	$	2,998
Curb Ramps	$	11,900
Missing Ramps	$	0

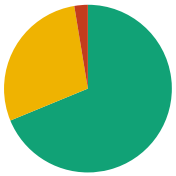

Sidewalk Barrier Priority Distribution

Priority	Percentage (%)
1	0%
2	3%
3	0%
4	29%
5	69%

Corridor Map



Facility Condition Summary

Sidewalks

Barrier Priority	Length (yd)		Cost
1	0	$	0
2	32	$	1,141
3	0	$	0
4	347	$	6,501
5	834	$	6,317
Total	1,212	$	13,960

Curb Ramps

Barrier Priority	Quantity		Cost
1	0	$	0
2	1	$	5,950
3	1	$	5,950
4	0	$	0
5	0	$	0
Total	2	$	11,900

Crosswalks

Barrier Priority	Length (yd)		Cost
1	0	$	0
2	5	$	769
3	0	$	0
4	25	$	2,230
5	0	$	0
Total	30	$	2,998

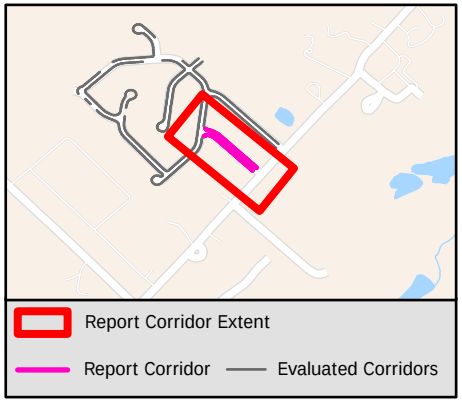

Sidewalk Barrier Summary

Pole	Quantity:	0
Fire Hydrant	Quantity:	0
Vault	Quantity:	0
Vegetation	Quantity:	0
Sign	Quantity:	0
Other	Quantity:	0

Missing Curb Ramps

Symbol	Quantity		Cost
	0	$	0

Curb Ramps Shown in Other Reports

Symbol	Quantity	Cost
	6	Other Report

Conceptual Budget Estimate Disclaimer

This "cost report" assigns a conceptual budget estimate to resolve non-compliance issues and was developed for planning purposes only. Kimley-Horn has no control over the cost of labor, materials, equipment, or over the Contractor's methods of determining prices or over competitive bidding or market conditions. Opinions of probable costs provided herein are based on the information known to Kimley-Horn at this time and represent only Kimley-Horn's judgment as a design professional familiar with the construction industry. Kimley-Horn cannot and does not guarantee that proposals, bids, or actual construction costs will not vary from its opinions of probable costs.

Sidewalk Barrier Conceptual Budget Summary

Sidewalk barriers are displayed for visual purposes only. Their associated costs are stored in the s yer, which is costed panel-by-panel in the Facility Priority Summary.

PROW Sidewalk Corridor Compliance Summary

Corridor

CARDINAL RIDGE RD

Corridor Score & Severity

Score: 3

MEDIUM

Corridor Cost Summary

Facility Type		Cost
Sidewalk	$	83,695
Crosswalks	$	56,633
Curb Ramps	$	72,000
Missing Ramps	$	119,000

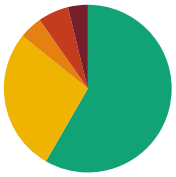

Sidewalk Barrier Priority Distribution

Priority	Percentage (%)
1	2%
2	8%
3	31%
4	32%
5	27%

Corridor Map

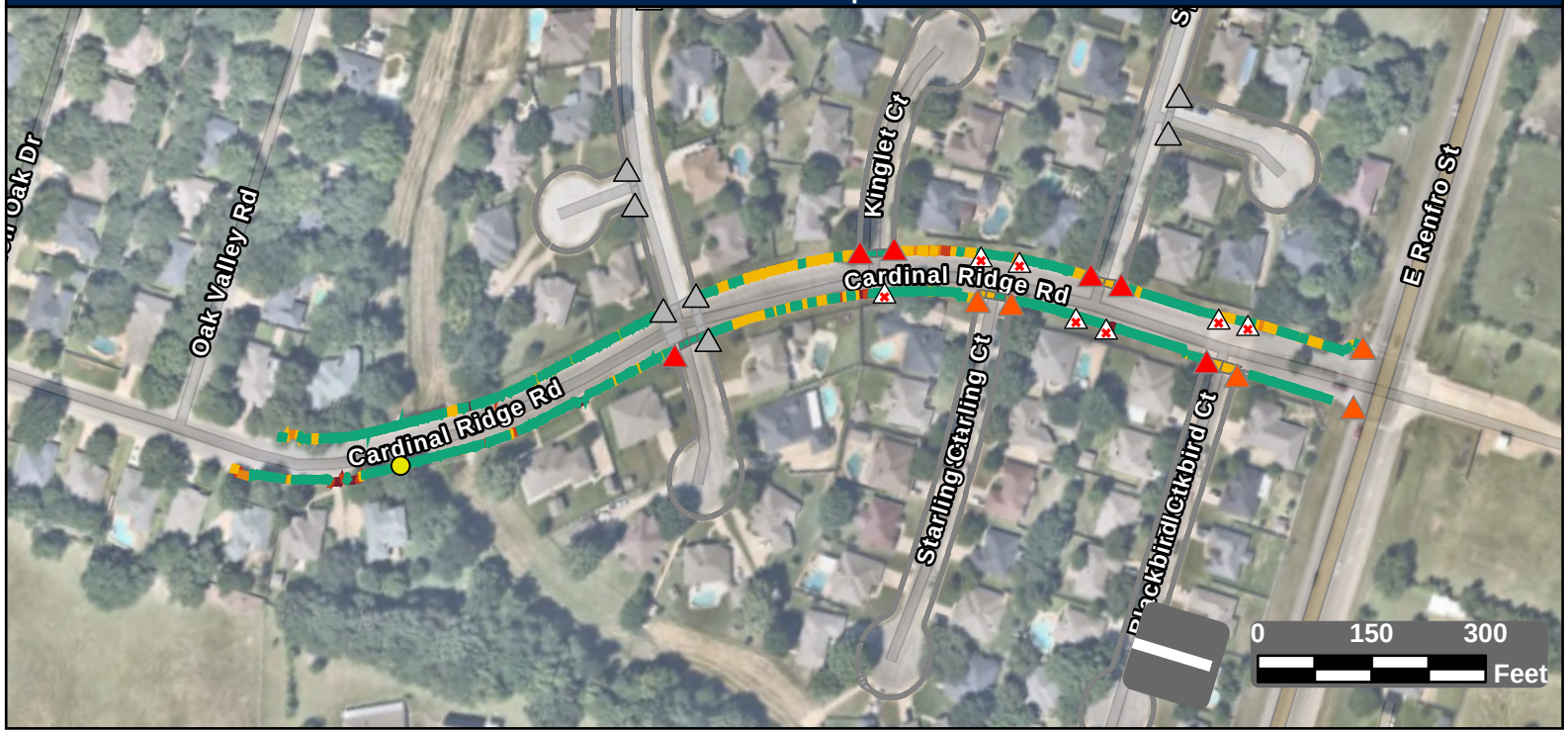

Facility Condition Summary

Sidewalks

Barrier Priority	Length (yd)		Cost
1	225	$	15,111
2	735	$	47,638
3	2,995	$	216,650
4	3,083	$	119,849
5	2,658	$	49,027
Total	2,469	$	83,695

Curb Ramps

Barrier Priority	Quantity		Cost
1	10	$	70,000
2	21	$	149,500
3	6	$	27,200
4	1	$	5,950
5	0	$	0
Total	11	$	72,000

Crosswalks

Barrier Priority	Length (yd)		Cost
1	0	$	0
2	11	$	1,843
3	113	$	4,958
4	474	$	49,831
5	775	$	0
Total	204	$	13,664

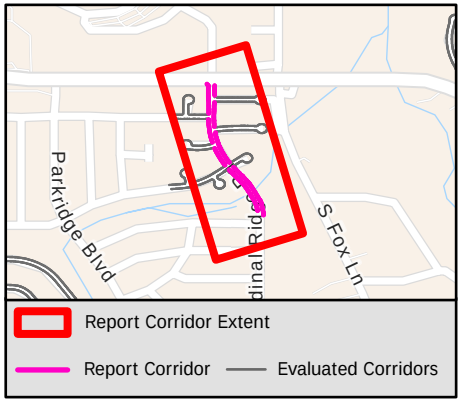

Sidewalk Barrier Summary

Pole	Quantity:	1
Fire Hydrant	Quantity:	0
Vault	Quantity:	0
Vegetation	Quantity:	27
Sign	Quantity:	0
Other	Quantity:	1

Missing Curb Ramps

Symbol	Quantity		Cost
	17	$	119,000

Curb Ramps Shown in Other Reports

Symbol	Quantity	Cost
	8	Other Report

Conceptual Budget Estimate Disclaimer

This "cost report" assigns a conceptual budget estimate to resolve non-compliance issues and was developed for planning purposes only. Kimley-Horn has no control over the cost of labor, materials, equipment, or over the Contractor's methods of determining prices or over competitive bidding or market conditions. Opinions of probable costs provided herein are based on the information known to Kimley-Horn at this time and represent only Kimley-Horn's judgment as a design professional familiar with the construction industry. Kimley-Horn cannot and does not guarantee that proposals, bids, or actual construction costs will not vary from its opinions of probable costs.

Sidewalk Barrier Conceptual Budget Summary

Sidewalk barriers are displayed for visual purposes only. Their associated costs are stored in the s yer, which is costed panel-by-panel in the Facility Priority Summary.

PROW Sidewalk Corridor Compliance Summary

Corridor

CARDINAL RIDGE RD

Corridor Score & Severity

Score: 3
MEDIUM

Corridor Cost Summary

Facility Type		Cost
Sidewalk	$	364,580
Crosswalks	$	56,633
Curb Ramps	$	180,650
Missing Ramps	$	119,000

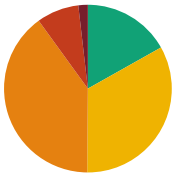

Sidewalk Barrier Priority Distribution

Priority	Percentage (%)
1	2%
2	8%
3	31%
4	32%
5	27%

Corridor Map

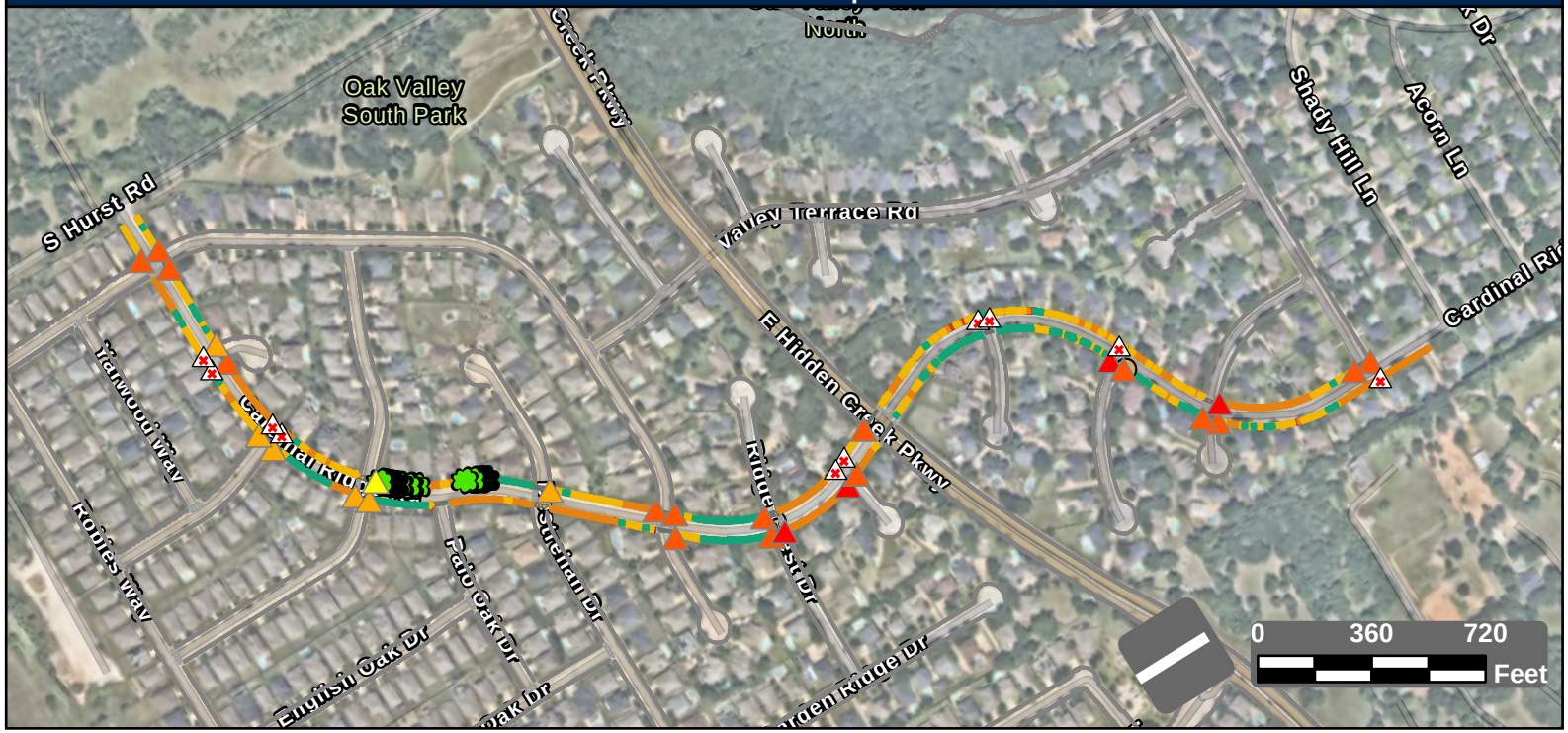

Facility Condition Summary

Sidewalks

Barrier Priority	Length (yd)		Cost
1	225	$	15,111
2	735	$	47,638
3	2,995	$	216,650
4	3,083	$	119,849
5	2,658	$	49,027
Total	7,228	$	364,580

Curb Ramps

Barrier Priority	Quantity		Cost
1	10	$	70,000
2	21	$	149,500
3	6	$	27,200
4	1	$	5,950
5	0	$	0
Total	27	$	180,650

Crosswalks

Barrier Priority	Length (yd)		Cost
1	0	$	0
2	11	$	1,843
3	113	$	4,958
4	474	$	49,831
5	775	$	0
Total	1,168	$	42,969

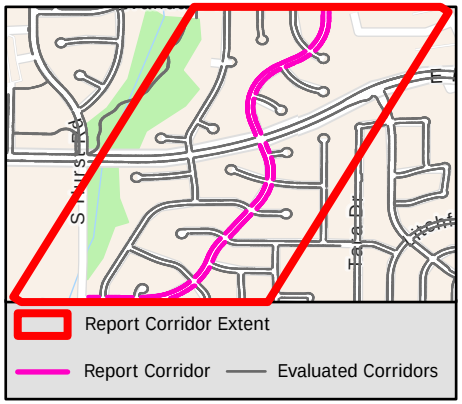

Sidewalk Barrier Summary

Pole	Quantity:	1
Fire Hydrant	Quantity:	0
Vault	Quantity:	0
Vegetation	Quantity:	27
Sign	Quantity:	0
Other	Quantity:	1

Missing Curb Ramps

Symbol	Quantity		Cost
	17	$	119,000

Curb Ramps Shown in Other Reports

Symbol	Quantity	Cost
	0	Other Report

Conceptual Budget Estimate Disclaimer

This "cost report" assigns a conceptual budget estimate to resolve non-compliance issues and was developed for planning purposes only. Kimley-Horn has no control over the cost of labor, materials, equipment, or over the Contractor's methods of determining prices or over competitive bidding or market conditions. Opinions of probable costs provided herein are based on the information known to Kimley-Horn at this time and represent only Kimley-Horn's judgment as a design professional familiar with the construction industry. Kimley-Horn cannot and does not guarantee that proposals, bids, or actual construction costs will not vary from its opinions of probable costs.

Sidewalk Barrier Conceptual Budget Summary

Sidewalk barriers are displayed for visual purposes only. Their associated costs are stored in the s yer, which is costed panel-by-panel in the Facility Priority Summary.

PROW Sidewalk Corridor Compliance Summary

Corridor

CARLIN LN

Corridor Score & Severity

Score: 5

LOW

Corridor Cost Summary

Facility Type		Cost
Sidewalk	$	132,436
Crosswalks	$	
Curb Ramps	$	11,900
Missing Ramps	$	7,000

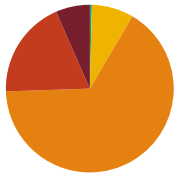

Sidewalk Barrier Priority Distribution

Priority	Percentage (%)
1	7%
2	19%
3	66%
4	8%
5	0%

Corridor Map



Facility Condition Summary

Sidewalks

Barrier Priority	Length (yd)		Cost
1	126	$	8,660
2	363	$	26,063
3	1,262	$	91,141
4	155	$	6,032
5	7	$	540
Total	1,913	$	132,436

Curb Ramps

Barrier Priority	Quantity		Cost
1	1	$	5,950
2	1	$	5,950
3	0	$	0
4	0	$	0
5	0	$	0
Total	2	$	11,900

Crosswalks

Barrier Priority	Length (yd)		Cost
1	0	$	0
2	0	$	0
3	0	$	0
4	0	$	0
5	81	$	
Total	81	$	

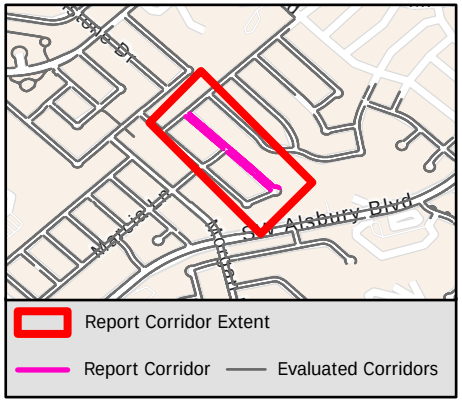

Sidewalk Barrier Summary

Pole	Quantity:	0
Fire Hydrant	Quantity:	0
Vault	Quantity:	0
Vegetation	Quantity:	0
Sign	Quantity:	0
Other	Quantity:	0

Missing Curb Ramps

Symbol	Quantity		Cost
	1	$	7,000

Curb Ramps Shown in Other Reports

Symbol	Quantity	Cost
	9	Other Report

Conceptual Budget Estimate Disclaimer

This "cost report" assigns a conceptual budget estimate to resolve non-compliance issues and was developed for planning purposes only. Kimley-Horn has no control over the cost of labor, materials, equipment, or over the Contractor's methods of determining prices or over competitive bidding or market conditions. Opinions of probable costs provided herein are based on the information known to Kimley-Horn at this time and represent only Kimley-Horn's judgment as a design professional familiar with the construction industry. Kimley-Horn cannot and does not guarantee that proposals, bids, or actual construction costs will not vary from its opinions of probable costs.

Sidewalk Barrier Conceptual Budget Summary

Sidewalk barriers are displayed for visual purposes only. Their associated costs are stored in the s yer, which is costed panel-by-panel in the Facility Priority Summary.

PROW Sidewalk Corridor Compliance Summary

Corridor

CARTER CT

Corridor Score & Severity

Score: 3

MEDIUM

Corridor Cost Summary

Facility Type		Cost
Sidewalk	$	27,030
Crosswalks	$	
Curb Ramps	$	17,900
Missing Ramps	$	7,000

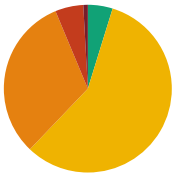

Sidewalk Barrier Priority Distribution

Priority	Percentage (%)
1	1%
2	5%
3	32%
4	57%
5	5%

Corridor Map

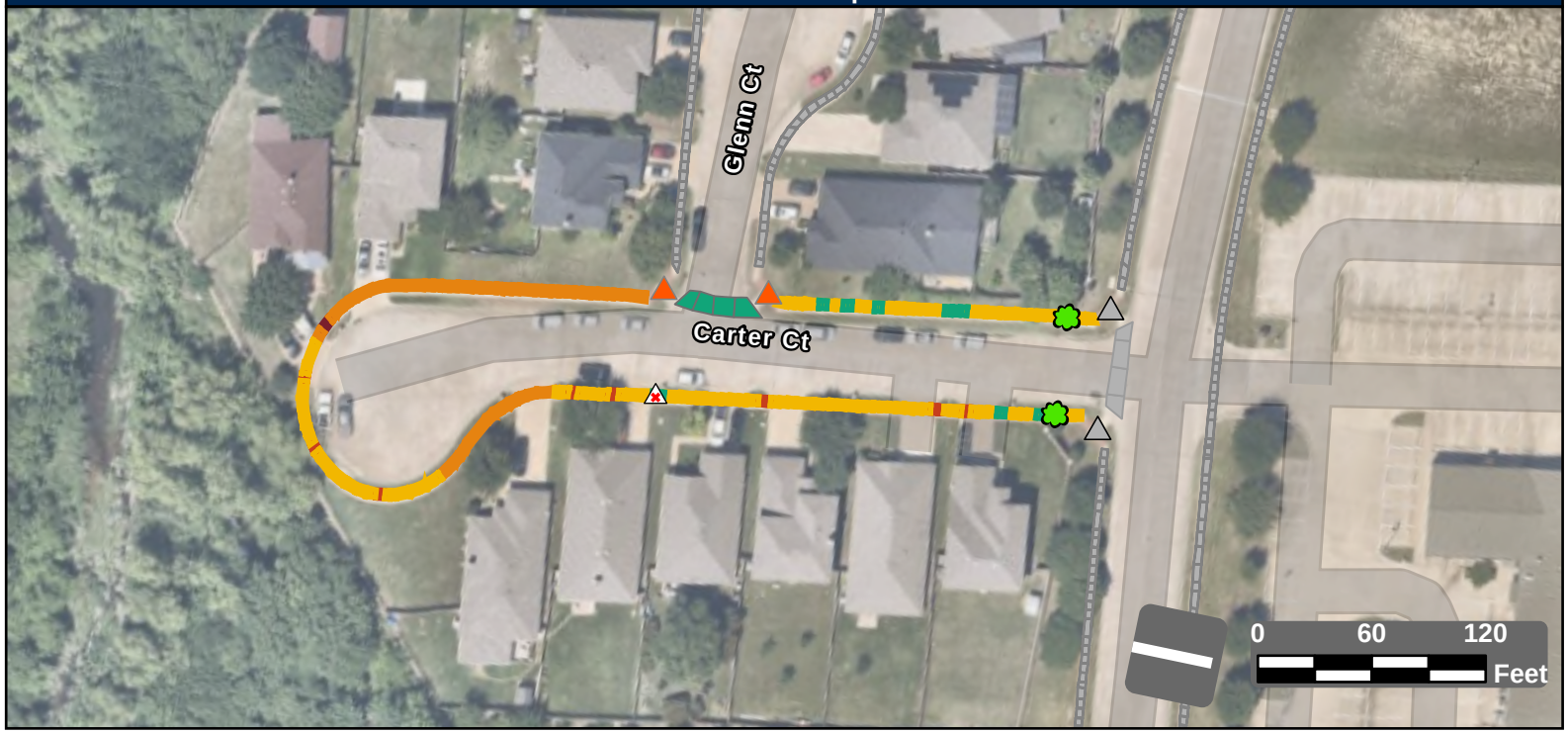

Facility Condition Summary

Sidewalks

Barrier Priority	Length (yd)		Cost
1	7	$	480
2	42	$	2,168
3	244	$	17,651
4	444	$	4,066
5	37	$	2,664
Total	774	$	27,030

Curb Ramps

Barrier Priority	Quantity		Cost
1	0	$	0
2	2	$	17,900
3	0	$	0
4	0	$	0
5	0	$	0
Total	2	$	17,900

Crosswalks

Barrier Priority	Length (yd)		Cost
1	0	$	0
2	0	$	0
3	0	$	0
4	0	$	0
5	41	$	
Total	41	$	

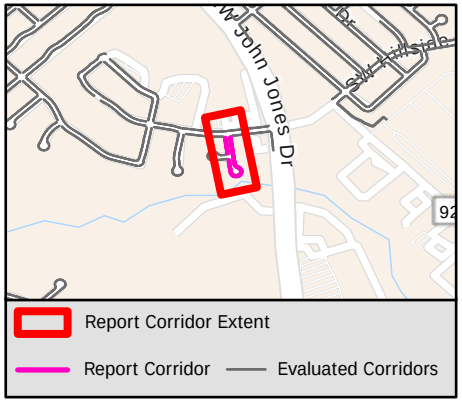

Sidewalk Barrier Summary

Pole	Quantity:	0
Fire Hydrant	Quantity:	0
Vault	Quantity:	0
Vegetation	Quantity:	2
Sign	Quantity:	0
Other	Quantity:	0

Missing Curb Ramps

Symbol	Quantity		Cost
	1	$	7,000

Curb Ramps Shown in Other Reports

Symbol	Quantity	Cost
	2	Other Report

Conceptual Budget Estimate Disclaimer

This "cost report" assigns a conceptual budget estimate to resolve non-compliance issues and was developed for planning purposes only. Kimley-Horn has no control over the cost of labor, materials, equipment, or over the Contractor's methods of determining prices or over competitive bidding or market conditions. Opinions of probable costs provided herein are based on the information known to Kimley-Horn at this time and represent only Kimley-Horn's judgment as a design professional familiar with the construction industry. Kimley-Horn cannot and does not guarantee that proposals, bids, or actual construction costs will not vary from its opinions of probable costs.

Sidewalk Barrier Conceptual Budget Summary

Sidewalk barriers are displayed for visual purposes only. Their associated costs are stored in the s yer, which is costed panel-by-panel in the Facility Priority Summary.

PROW Sidewalk Corridor Compliance Summary

Corridor

CASCADE DR

Corridor Score & Severity

Score: 4

MEDIUM

Corridor Cost Summary

Facility Type		Cost
Sidewalk	$	21,144
Crosswalks	$	6,264
Curb Ramps	$	20,300
Missing Ramps	$	0

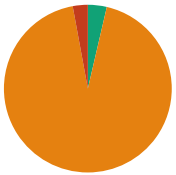

Sidewalk Barrier Priority Distribution

Priority	Percentage (%)
1	0%
2	3%
3	93%
4	0%
5	4%

Corridor Map

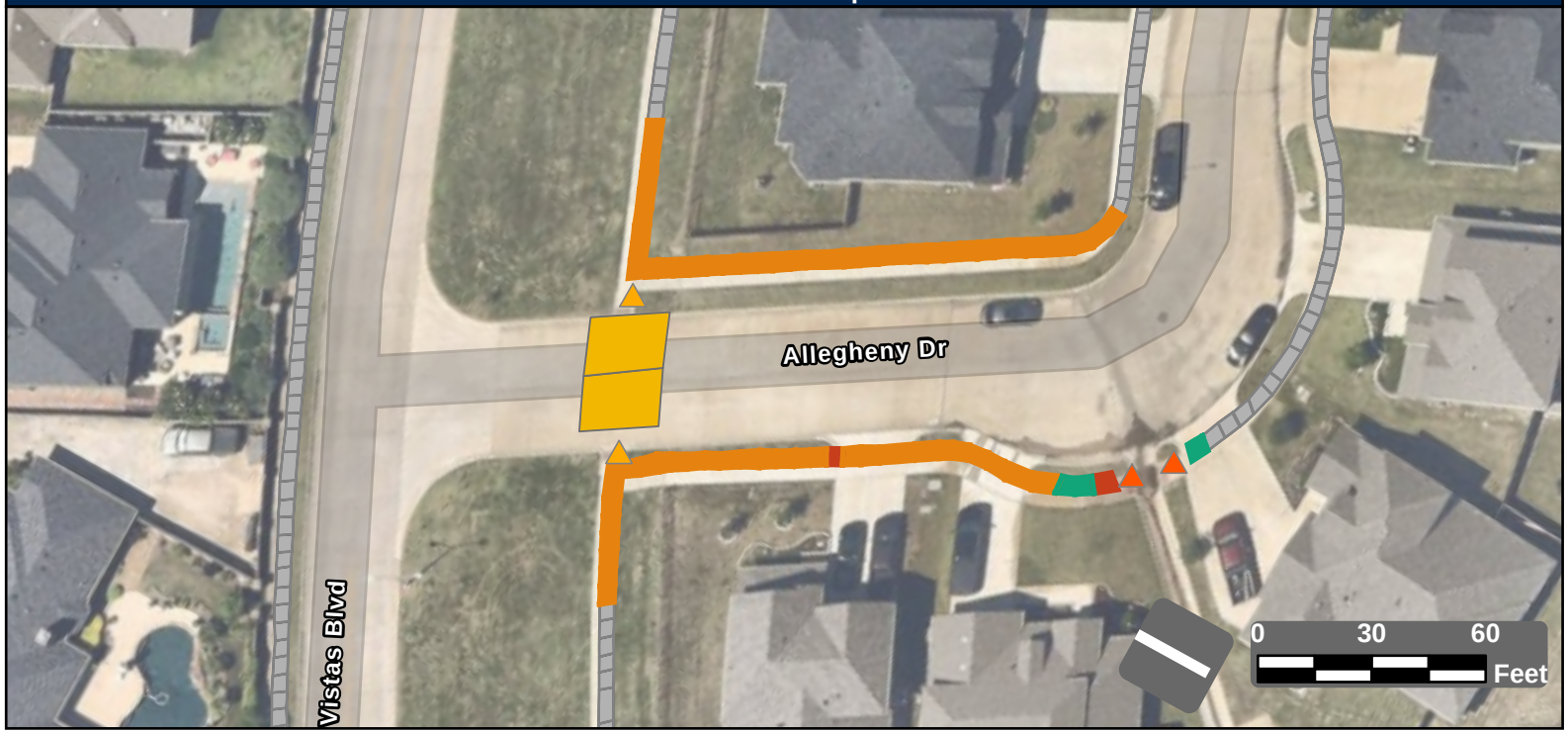

Facility Condition Summary

Sidewalks

Barrier Priority	Length (yd)		Cost
1	0	$	0
2	9	$	464
3	286	$	20,680
4	0	$	0
5	11	$	0
Total	306	$	21,144

Curb Ramps

Barrier Priority	Quantity		Cost
1	0	$	0
2	2	$	11,900
3	2	$	8,400
4	0	$	0
5	0	$	0
Total	4	$	20,300

Crosswalks

Barrier Priority	Length (yd)		Cost
1	0	$	0
2	0	$	0
3	0	$	0
4	63	$	6,264
5	0	$	0
Total	63	$	6,264

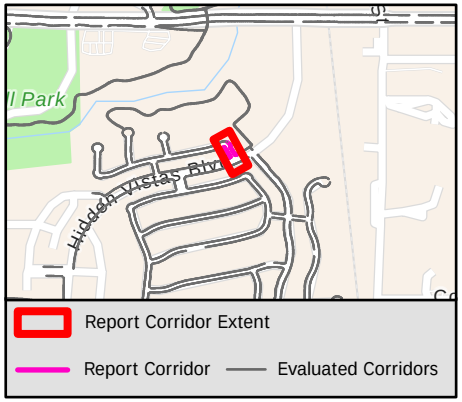

Sidewalk Barrier Summary

Pole	Quantity:	0
Fire Hydrant	Quantity:	0
Vault	Quantity:	0
Vegetation	Quantity:	0
Sign	Quantity:	0
Other	Quantity:	0

Missing Curb Ramps

Symbol	Quantity		Cost
	0	$	0

Curb Ramps Shown in Other Reports

Symbol	Quantity	Cost
	0	Other Report

Conceptual Budget Estimate Disclaimer

This "cost report" assigns a conceptual budget estimate to resolve non-compliance issues and was developed for planning purposes only. Kimley-Horn has no control over the cost of labor, materials, equipment, or over the Contractor's methods of determining prices or over competitive bidding or market conditions. Opinions of probable costs provided herein are based on the information known to Kimley-Horn at this time and represent only Kimley-Horn's judgment as a design professional familiar with the construction industry. Kimley-Horn cannot and does not guarantee that proposals, bids, or actual construction costs will not vary from its opinions of probable costs.

Sidewalk Barrier Conceptual Budget Summary

Sidewalk barriers are displayed for visual purposes only. Their associated costs are stored in the s yer, which is costed panel-by-panel in the Facility Priority Summary.

PROW Sidewalk Corridor Compliance Summary

Corridor

CASH ST

Corridor Score & Severity

Score: 4

MEDIUM

Corridor Cost Summary

Facility Type		Cost
Sidewalk	$	46,024
Crosswalks	$	0
Curb Ramps	$	11,900
Missing Ramps	$	7,000

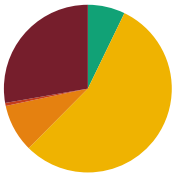

Sidewalk Barrier Priority Distribution

Priority	Percentage (%)
1	28%
2	1%
3	9%
4	55%
5	7%

Corridor Map



Facility Condition Summary

Sidewalks

Barrier Priority	Length (yd)		Cost
1	320	$	23,120
2	7	$	364
3	106	$	7,686
4	638	$	8,863
5	83	$	5,991
Total	1,155	$	46,024

Curb Ramps

Barrier Priority	Quantity		Cost
1	0	$	0
2	0	$	0
3	2	$	11,900
4	0	$	0
5	0	$	0
Total	2	$	11,900

Crosswalks

Barrier Priority	Length (yd)		Cost
1	0	$	0
2	0	$	0
3	6	$	0
4	0	$	0
5	25	$	
Total	31	$	0

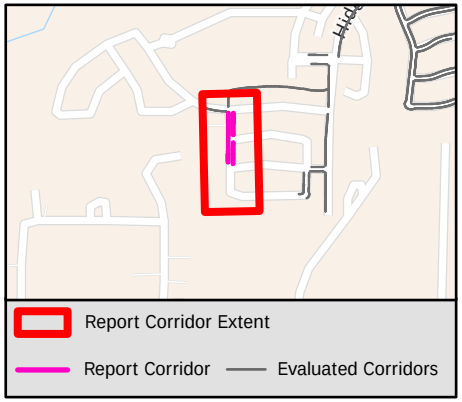

Sidewalk Barrier Summary

Pole	Quantity:	0
Fire Hydrant	Quantity:	0
Vault	Quantity:	0
Vegetation	Quantity:	0
Sign	Quantity:	0
Other	Quantity:	0

Missing Curb Ramps

Symbol	Quantity		Cost
	1	$	7,000

Curb Ramps Shown in Other Reports

Symbol	Quantity	Cost
	2	Other Report

Conceptual Budget Estimate Disclaimer

This "cost report" assigns a conceptual budget estimate to resolve non-compliance issues and was developed for planning purposes only. Kimley-Horn has no control over the cost of labor, materials, equipment, or over the Contractor's methods of determining prices or over competitive bidding or market conditions. Opinions of probable costs provided herein are based on the information known to Kimley-Horn at this time and represent only Kimley-Horn's judgment as a design professional familiar with the construction industry. Kimley-Horn cannot and does not guarantee that proposals, bids, or actual construction costs will not vary from its opinions of probable costs.

Sidewalk Barrier Conceptual Budget Summary

Sidewalk barriers are displayed for visual purposes only. Their associated costs are stored in the s… …yer, which is costed panel-by-panel in the Facility Priority Summary.

PROW Sidewalk Corridor Compliance Summary

Corridor

CASTLE HILL CT

Corridor Score & Severity

Score: 4

MEDIUM

Corridor Cost Summary

Facility Type		Cost
Sidewalk	$	17,569
Crosswalks	$	0
Curb Ramps	$	0
Missing Ramps	$	0

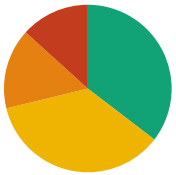

Sidewalk Barrier Priority Distribution

Priority	Percentage (%)
1	0%
2	13%
3	16%
4	36%
5	35%

Corridor Map

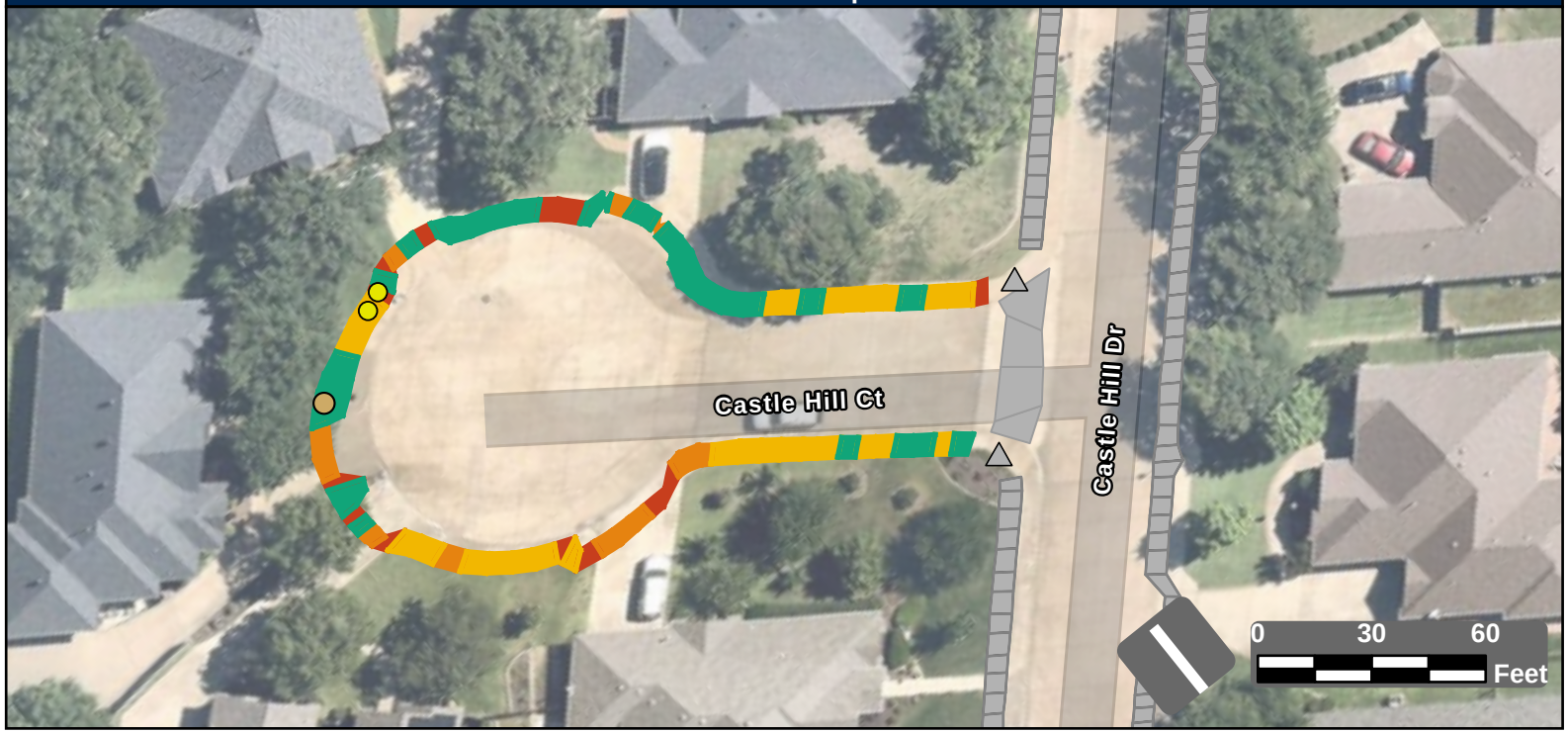

Facility Condition Summary

Sidewalks

Barrier Priority	Length (yd)		Cost
1	0	$	0
2	50	$	3,013
3	59	$	4,231
4	135	$	9,922
5	134	$	404
Total	377	$	17,569

Curb Ramps

Barrier Priority	Quantity		Cost
1	0	$	0
2	0	$	0
3	0	$	0
4	0	$	0
5	0	$	0
Total	0	$	0

Crosswalks

Barrier Priority	Length (yd)		Cost
1	0	$	0
2	0	$	0
3	0	$	0
4	0	$	0
5	0	$	0
Total	0	$	0

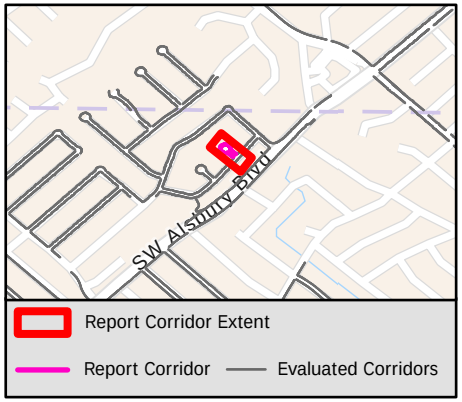

Sidewalk Barrier Summary

Pole	Quantity:	1
Fire Hydrant	Quantity:	0
Vault	Quantity:	0
Vegetation	Quantity:	0
Sign	Quantity:	0
Other	Quantity:	2

Missing Curb Ramps

Symbol	Quantity		Cost
	0	$	0

Curb Ramps Shown in Other Reports

Symbol	Quantity	Cost
	2	Other Report

Conceptual Budget Estimate Disclaimer

This "cost report" assigns a conceptual budget estimate to resolve non-compliance issues and was developed for planning purposes only. Kimley-Horn has no control over the cost of labor, materials, equipment, or over the Contractor's methods of determining prices or over competitive bidding or market conditions. Opinions of probable costs provided herein are based on the information known to Kimley-Horn at this time and represent only Kimley-Horn's judgment as a design professional familiar with the construction industry. Kimley-Horn cannot and does not guarantee that proposals, bids, or actual construction costs will not vary from its opinions of probable costs.

Sidewalk Barrier Conceptual Budget Summary

Sidewalk barriers are displayed for visual purposes only. Their associated costs are stored in the s yer, which is costed panel-by-panel in the Facility Priority Summary.

PROW Sidewalk Corridor Compliance Summary

Corridor

CASTLE HILL DR

Corridor Score & Severity

Score: 3
MEDIUM

Corridor Cost Summary

Facility Type		Cost
Sidewalk	$	100,257
Crosswalks	$	9,100
Curb Ramps	$	29,800
Missing Ramps	$	28,000

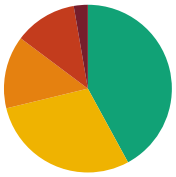

Sidewalk Barrier Priority Distribution

Priority	Percentage (%)
1	3%
2	12%
3	14%
4	29%
5	42%

Corridor Map

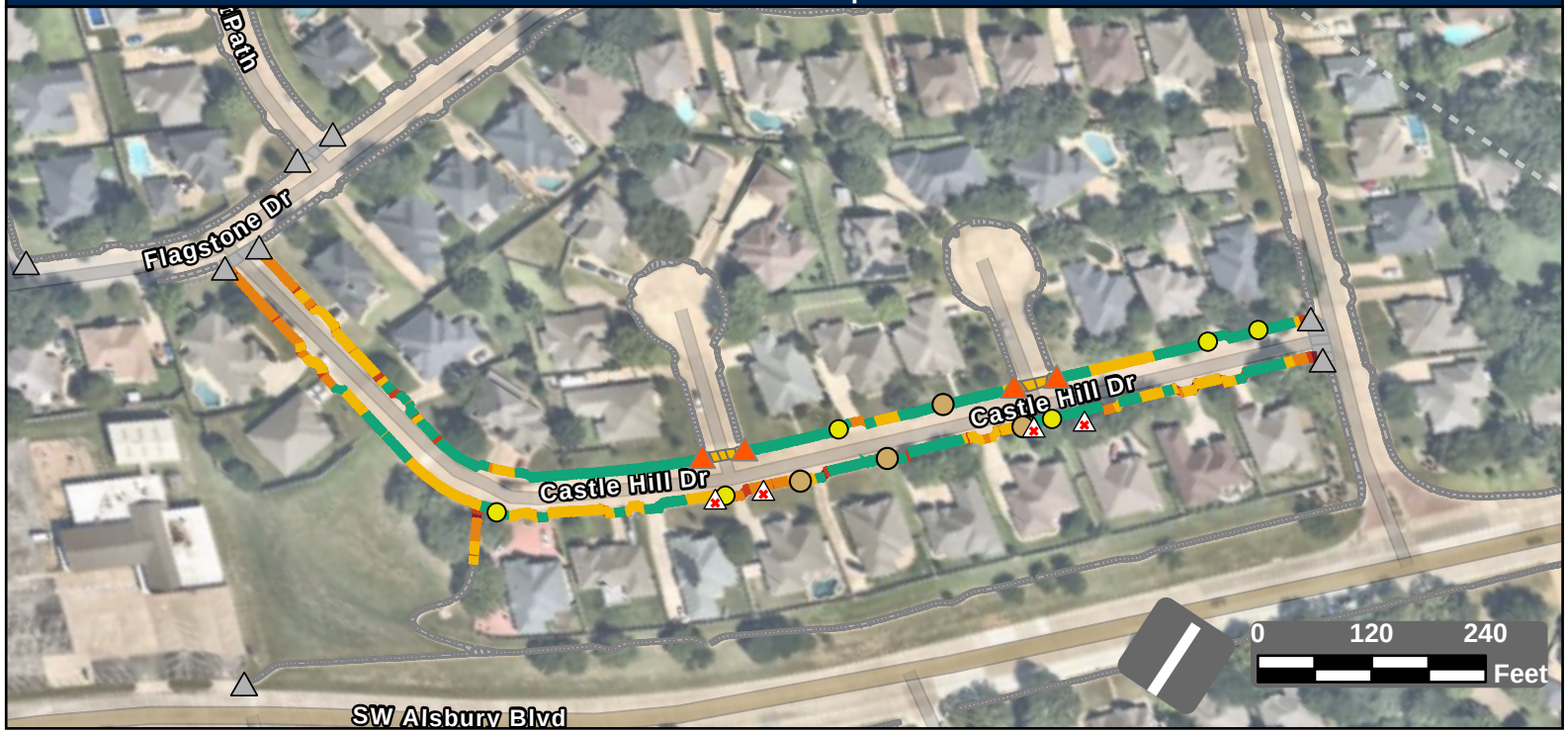

Facility Condition Summary

Sidewalks

Barrier Priority	Length (yd)		Cost
1	60	$	3,507
2	266	$	16,804
3	309	$	22,389
4	643	$	46,851
5	929	$	10,705
Total	2,207	$	100,257

Curb Ramps

Barrier Priority	Quantity		Cost
1	0	$	0
2	4	$	29,800
3	0	$	0
4	0	$	0
5	0	$	0
Total	4	$	29,800

Crosswalks

Barrier Priority	Length (yd)		Cost
1	0	$	0
2	0	$	0
3	26	$	2,554
4	76	$	6,546
5	7	$	
Total	109	$	9,100

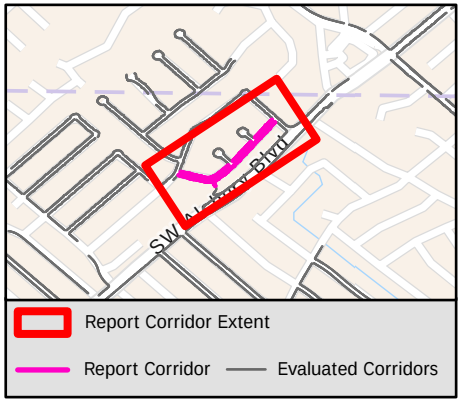

Sidewalk Barrier Summary

Pole	Quantity:	5
Fire Hydrant	Quantity:	0
Vault	Quantity:	0
Vegetation	Quantity:	0
Sign	Quantity:	0
Other	Quantity:	6

Missing Curb Ramps

Symbol	Quantity		Cost
	4	$	28,000

Curb Ramps Shown in Other Reports

Symbol	Quantity	Cost
	9	Other Report

Conceptual Budget Estimate Disclaimer

This "cost report" assigns a conceptual budget estimate to resolve non-compliance issues and was developed for planning purposes only. Kimley-Horn has no control over the cost of labor, materials, equipment, or over the Contractor's methods of determining prices or over competitive bidding or market conditions. Opinions of probable costs provided herein are based on the information known to Kimley-Horn at this time and represent only Kimley-Horn's judgment as a design professional familiar with the construction industry. Kimley-Horn cannot and does not guarantee that proposals, bids, or actual construction costs will not vary from its opinions of probable costs.

Sidewalk Barrier Conceptual Budget Summary

Sidewalk barriers are displayed for visual purposes only. Their associated costs are stored in the s yer, which is costed panel-by-panel in the Facility Priority Summary.

PROW Sidewalk Corridor Compliance Summary

Corridor

CASTLE PINES DR

Corridor Score & Severity

Score: 1

HIGH

Corridor Cost Summary

Facility Type		Cost
Sidewalk	$	243,076
Crosswalks	$	7,223
Curb Ramps	$	17,850
Missing Ramps	$	0

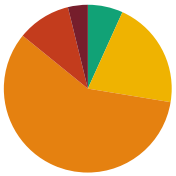

Sidewalk Barrier Priority Distribution

Priority	Percentage (%)
1	4%
2	10%
3	58%
4	21%
5	7%

Corridor Map

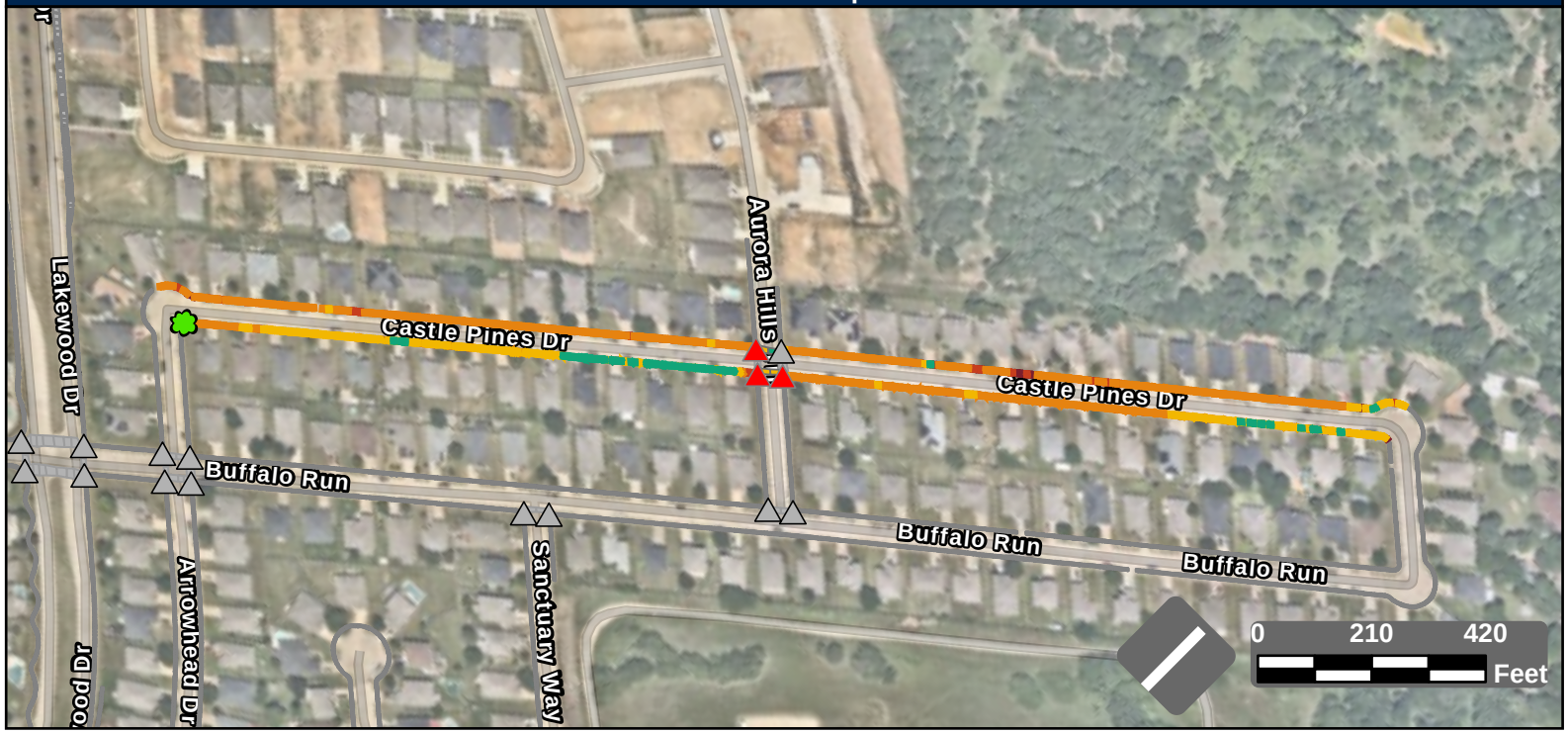

Facility Condition Summary

Sidewalks

Barrier Priority	Length (yd)		Cost
1	156	$	10,726
2	422	$	28,449
3	2,383	$	172,118
4	851	$	22,333
5	276	$	9,449
Total	4,089	$	243,076

Curb Ramps

Barrier Priority	Quantity		Cost
1	3	$	17,850
2	0	$	0
3	0	$	0
4	0	$	0
5	0	$	0
Total	3	$	17,850

Crosswalks

Barrier Priority	Length (yd)		Cost
1	0	$	0
2	0	$	0
3	0	$	0
4	67	$	7,223
5	22	$	
Total	89	$	7,223

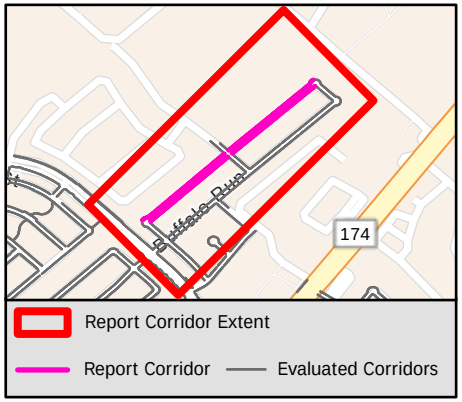

Sidewalk Barrier Summary

Pole	Quantity:	0
Fire Hydrant	Quantity:	0
Vault	Quantity:	0
Vegetation	Quantity:	1
Sign	Quantity:	0
Other	Quantity:	0

Missing Curb Ramps

Symbol	Quantity		Cost
	0	$	0

Curb Ramps Shown in Other Reports

Symbol	Quantity	Cost
	13	Other Report

Conceptual Budget Estimate Disclaimer

This "cost report" assigns a conceptual budget estimate to resolve non-compliance issues and was developed for planning purposes only. Kimley-Horn has no control over the cost of labor, materials, equipment, or over the Contractor's methods of determining prices or over competitive bidding or market conditions. Opinions of probable costs provided herein are based on the information known to Kimley-Horn at this time and represent only Kimley-Horn's judgment as a design professional familiar with the construction industry. Kimley-Horn cannot and does not guarantee that proposals, bids, or actual construction costs will not vary from its opinions of probable costs.

Sidewalk Barrier Conceptual Budget Summary

Sidewalk barriers are displayed for visual purposes only. Their associated costs are stored in the s yer, which is costed panel-by-panel in the Facility Priority Summary.

PROW Sidewalk Corridor Compliance Summary

Corridor

CATHERINE LN

Corridor Score & Severity

Score: 3
MEDIUM

Corridor Cost Summary

Facility Type		Cost
Sidewalk	$	192,003
Crosswalks	$	2,353
Curb Ramps	$	53,650
Missing Ramps	$	14,000

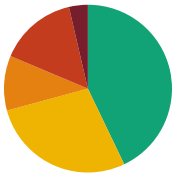

Sidewalk Barrier Priority Distribution

Priority	Percentage (%)
1	4%
2	15%
3	11%
4	28%
5	43%

Corridor Map



Facility Condition Summary

Sidewalks

Barrier Priority	Length (yd)		Cost
1	153	$	10,193
2	636	$	41,295
3	448	$	32,666
4	1,182	$	88,204
5	1,815	$	19,645
Total	4,233	$	192,003

Curb Ramps

Barrier Priority	Quantity		Cost
1	3	$	22,350
2	2	$	16,400
3	2	$	14,900
4	0	$	0
5	0	$	0
Total	7	$	53,650

Crosswalks

Barrier Priority	Length (yd)		Cost
1	0	$	0
2	0	$	0
3	0	$	0
4	24	$	2,353
5	148	$	
Total	171	$	2,353

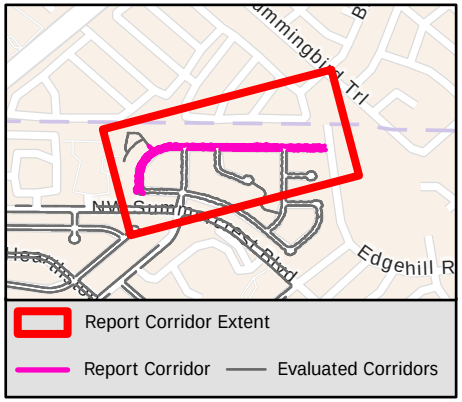

Sidewalk Barrier Summary

Pole	Quantity:	1
Fire Hydrant	Quantity:	0
Vault	Quantity:	0
Vegetation	Quantity:	0
Sign	Quantity:	0
Other	Quantity:	37

Missing Curb Ramps

Symbol	Quantity		Cost
	2	$	14,000

Curb Ramps Shown in Other Reports

Symbol	Quantity	Cost
	10	Other Report

Conceptual Budget Estimate Disclaimer

This "cost report" assigns a conceptual budget estimate to resolve non-compliance issues and was developed for planning purposes only. Kimley-Horn has no control over the cost of labor, materials, equipment, or over the Contractor's methods of determining prices or over competitive bidding or market conditions. Opinions of probable costs provided herein are based on the information known to Kimley-Horn at this time and represent only Kimley-Horn's judgment as a design professional familiar with the construction industry. Kimley-Horn cannot and does not guarantee that proposals, bids, or actual construction costs will not vary from its opinions of probable costs.

Sidewalk Barrier Conceptual Budget Summary

Sidewalk barriers are displayed for visual purposes only. Their associated costs are stored in the s yer, which is costed panel-by-panel in the Facility Priority Summary.

1735

PROW Sidewalk Corridor Compliance Summary

Corridor

CATHY DR

Corridor Score & Severity

Score: 3

MEDIUM

Corridor Cost Summary

Facility Type		Cost
Sidewalk	$	123,572
Crosswalks	$	1,349
Curb Ramps	$	34,300
Missing Ramps	$	14,000

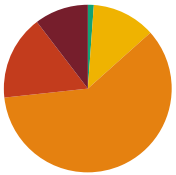

Sidewalk Barrier Priority Distribution

Priority	Percentage (%)
1	10%
2	16%
3	60%
4	12%
5	1%

Corridor Map

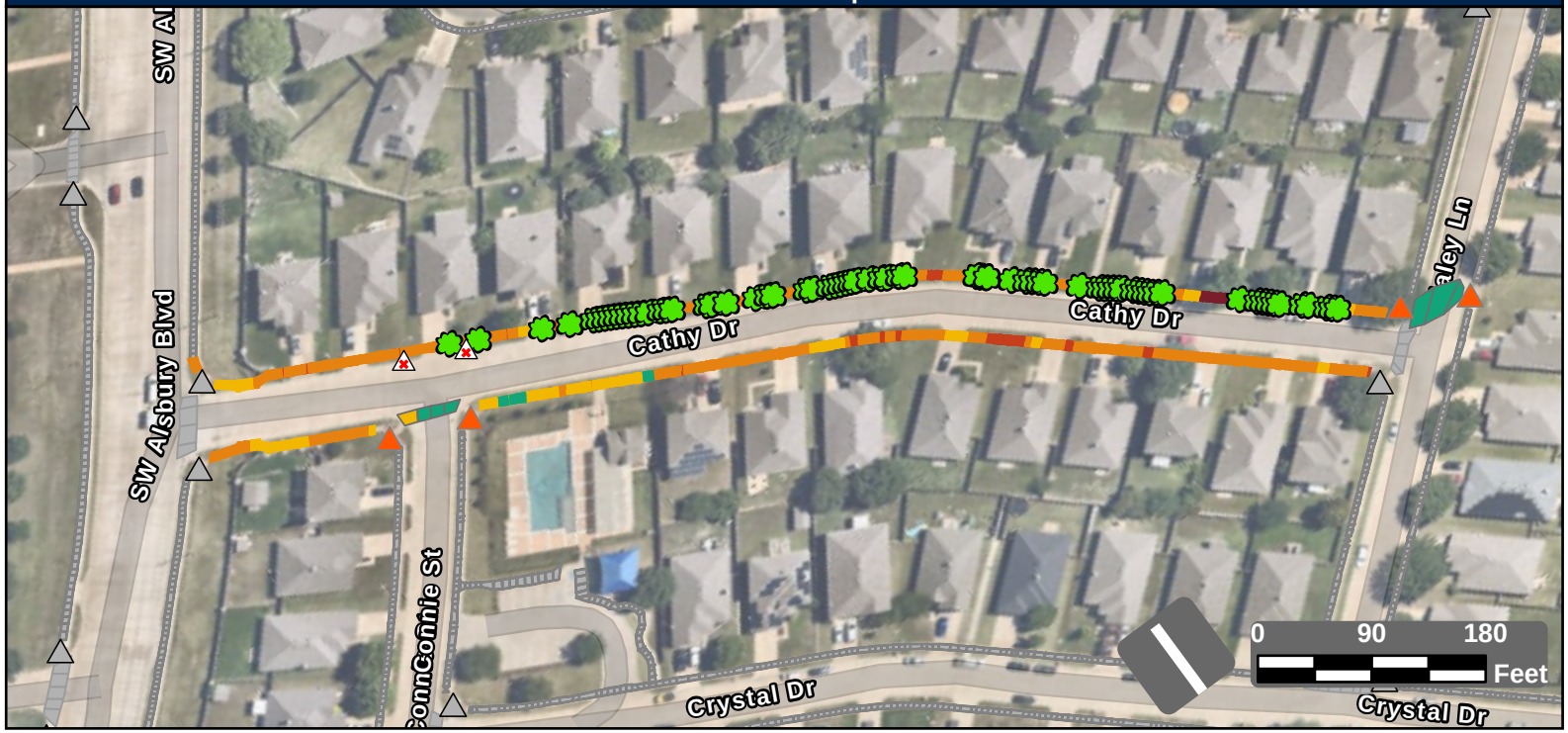

Facility Condition Summary

Sidewalks

Barrier Priority	Length (yd)		Cost
1	181	$	13,059
2	284	$	20,512
3	1,043	$	75,322
4	214	$	13,255
5	20	$	1,424
Total	1,741	$	123,572

Curb Ramps

Barrier Priority	Quantity		Cost
1	0	$	0
2	4	$	34,300
3	0	$	0
4	0	$	0
5	0	$	0
Total	4	$	34,300

Crosswalks

Barrier Priority	Length (yd)		Cost
1	0	$	0
2	0	$	0
3	0	$	0
4	14	$	1,349
5	120	$	
Total	133	$	1,349

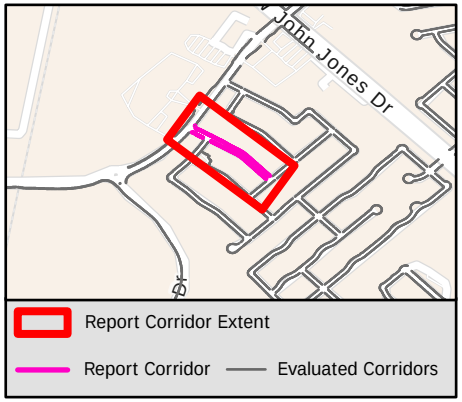

Sidewalk Barrier Summary

Pole	Quantity:	0
Fire Hydrant	Quantity:	0
Vault	Quantity:	0
Vegetation	Quantity:	68
Sign	Quantity:	0
Other	Quantity:	0

Missing Curb Ramps

Symbol	Quantity		Cost
	2	$	14,000

Curb Ramps Shown in Other Reports

Symbol	Quantity	Cost
	11	Other Report

Conceptual Budget Estimate Disclaimer

This "cost report" assigns a conceptual budget estimate to resolve non-compliance issues and was developed for planning purposes only. Kimley-Horn has no control over the cost of labor, materials, equipment, or over the Contractor's methods of determining prices or over competitive bidding or market conditions. Opinions of probable costs provided herein are based on the information known to Kimley-Horn at this time and represent only Kimley-Horn's judgment as a design professional familiar with the construction industry. Kimley-Horn cannot and does not guarantee that proposals, bids, or actual construction costs will not vary from its opinions of probable costs.

Sidewalk Barrier Conceptual Budget Summary

Sidewalk barriers are displayed for visual purposes only. Their associated costs are stored in the s yer, which is costed panel-by-panel in the Facility Priority Summary.

1736

PROW Sidewalk Corridor Compliance Summary

Corridor

CATSKILL CT

Corridor Score & Severity

Score: 3
MEDIUM

Corridor Cost Summary

Facility Type		Cost
Sidewalk	$	14,215
Crosswalks	$	0
Curb Ramps	$	5,950
Missing Ramps	$	7,000

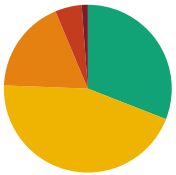

Sidewalk Barrier Priority Distribution

Priority	Percentage (%)
1	1%
2	4%
3	16%
4	47%
5	32%

Corridor Map

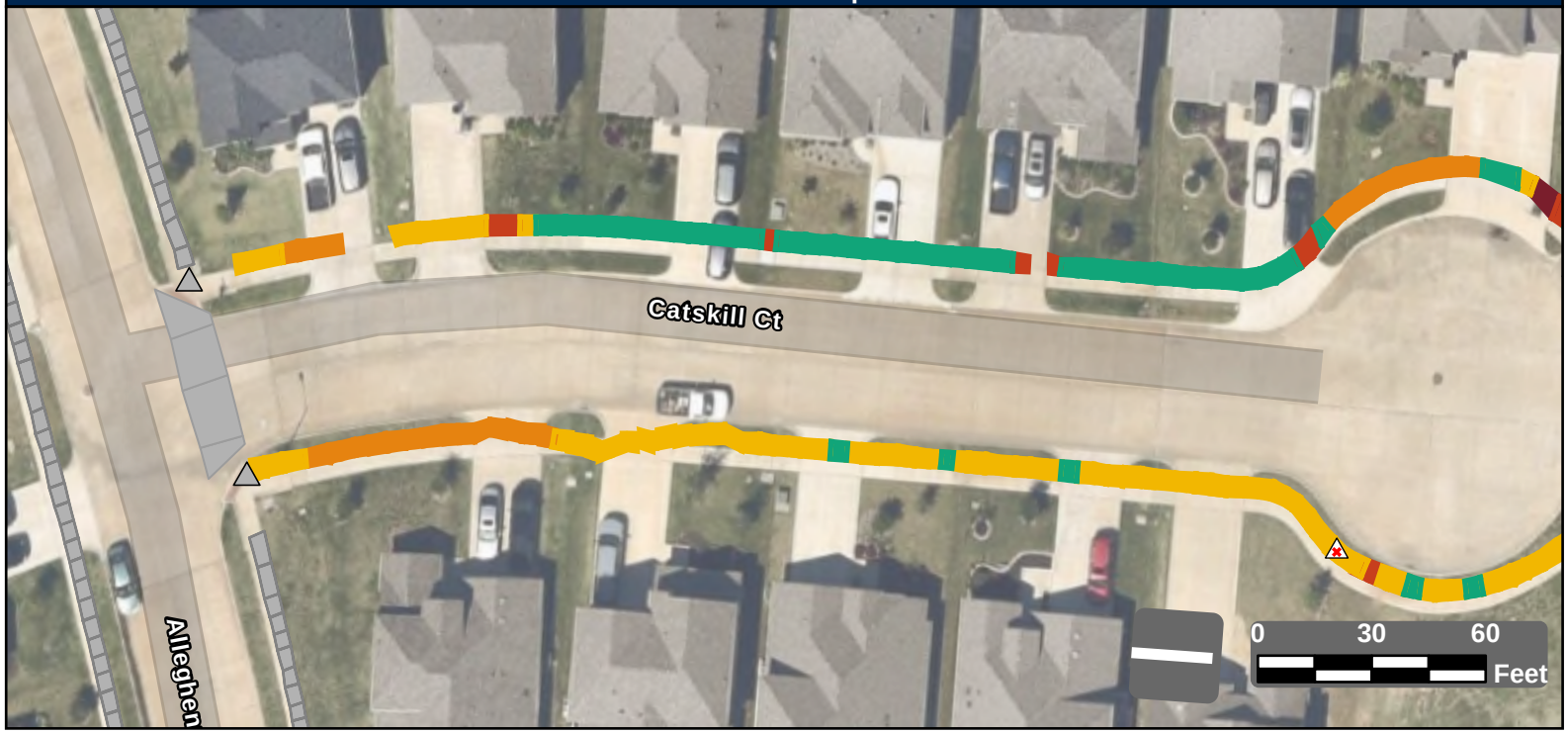

Facility Condition Summary

Sidewalks

Barrier Priority	Length (yd)		Cost
1	8	$	552
2	33	$	1,458
3	120	$	8,703
4	347	$	2,427
5	235	$	1,333
Total	646	$	14,215

Curb Ramps

Barrier Priority	Quantity		Cost
1	0	$	0
2	0	$	0
3	1	$	5,950
4	0	$	0
5	0	$	0
Total	1	$	5,950

Crosswalks

Barrier Priority	Length (yd)		Cost
1	0	$	0
2	0	$	0
3	0	$	0
4	0	$	0
5	0	$	0
Total	0	$	0

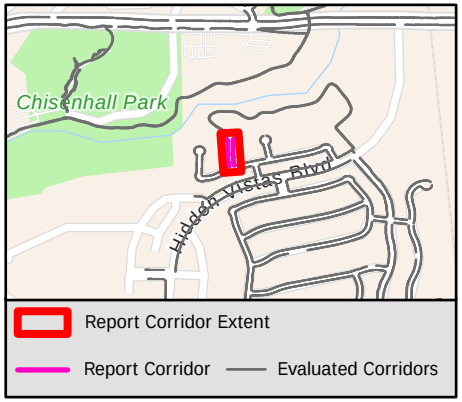

Sidewalk Barrier Summary

Pole	Quantity:	0
Fire Hydrant	Quantity:	0
Vault	Quantity:	0
Vegetation	Quantity:	0
Sign	Quantity:	0
Other	Quantity:	0

Missing Curb Ramps

Symbol	Quantity		Cost
	1	$	7,000

Curb Ramps Shown in Other Reports

Symbol	Quantity	Cost
	2	Other Report

Conceptual Budget Estimate Disclaimer

This "cost report" assigns a conceptual budget estimate to resolve non-compliance issues and was developed for planning purposes only. Kimley-Horn has no control over the cost of labor, materials, equipment, or over the Contractor's methods of determining prices or over competitive bidding or market conditions. Opinions of probable costs provided herein are based on the information known to Kimley-Horn at this time and represent only Kimley-Horn's judgment as a design professional familiar with the construction industry. Kimley-Horn cannot and does not guarantee that proposals, bids, or actual construction costs will not vary from its opinions of probable costs.

Sidewalk Barrier Conceptual Budget Summary

Sidewalk barriers are displayed for visual purposes only. Their associated costs are stored in the s yer, which is costed panel-by-panel in the Facility Priority Summary.

PROW Sidewalk Corridor Compliance Summary

Corridor

CEDAR RIDGE LN

Corridor Score & Severity

Score: 2

HIGH

Corridor Cost Summary

Facility Type		Cost
Sidewalk	$	210,264
Crosswalks	$	19,242
Curb Ramps	$	80,450
Missing Ramps	$	77,000

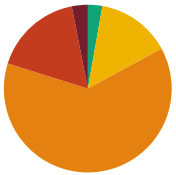

Sidewalk Barrier Priority Distribution

Priority	Percentage (%)
1	5%
2	15%
3	57%
4	20%
5	3%

Corridor Map

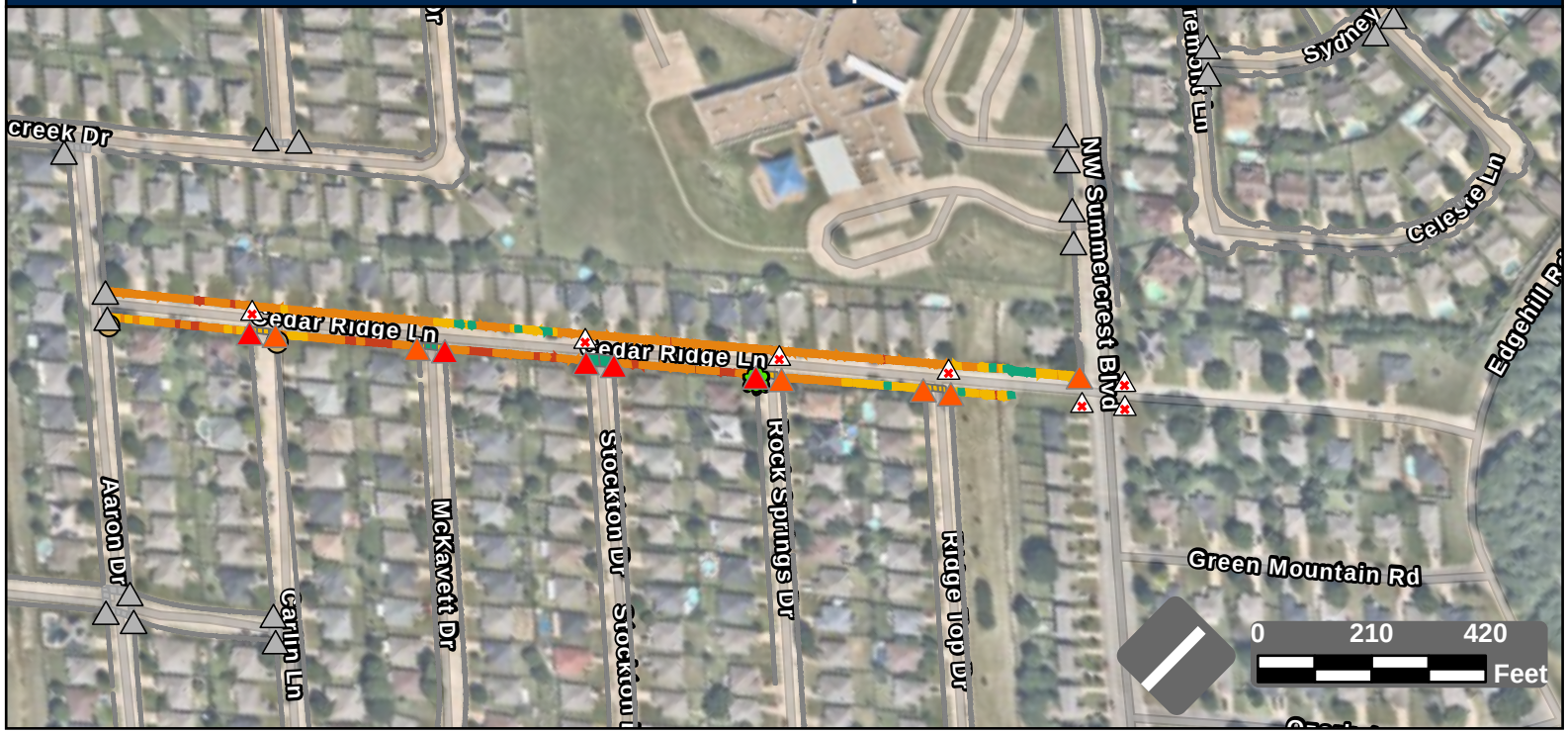

Facility Condition Summary

Sidewalks

Barrier Priority	Length (yd)		Cost
1	273	$	19,326
2	870	$	62,166
3	3,196	$	230,877
4	1,148	$	68,419
5	164	$	10,850
Total	2,918	$	210,264

Curb Ramps

Barrier Priority	Quantity		Cost
1	8	$	59,600
2	13	$	92,350
3	0	$	0
4	0	$	0
5	0	$	0
Total	11	$	80,450

Crosswalks

Barrier Priority	Length (yd)		Cost
1	0	$	0
2	0	$	0
3	23	$	365
4	221	$	18,876
5	394	$	
Total	261	$	14,820

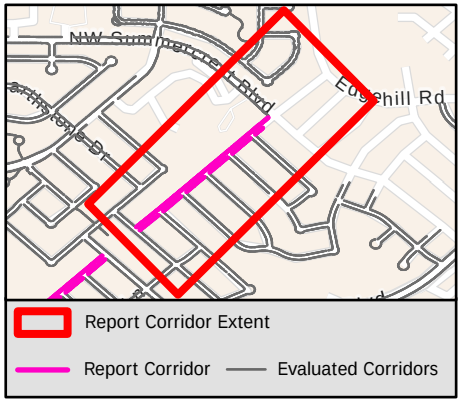

Sidewalk Barrier Summary

Pole	Quantity:	2
Fire Hydrant	Quantity:	0
Vault	Quantity:	0
Vegetation	Quantity:	3
Sign	Quantity:	0
Other	Quantity:	0

Missing Curb Ramps

Symbol	Quantity		Cost
	11	$	77,000

Curb Ramps Shown in Other Reports

Symbol	Quantity	Cost
	18	Other Report

Conceptual Budget Estimate Disclaimer

This "cost report" assigns a conceptual budget estimate to resolve non-compliance issues and was developed for planning purposes only. Kimley-Horn has no control over the cost of labor, materials, equipment, or over the Contractor's methods of determining prices or over competitive bidding or market conditions. Opinions of probable costs provided herein are based on the information known to Kimley-Horn at this time and represent only Kimley-Horn's judgment as a design professional familiar with the construction industry. Kimley-Horn cannot and does not guarantee that proposals, bids, or actual construction costs will not vary from its opinions of probable costs.

Sidewalk Barrier Conceptual Budget Summary

Sidewalk barriers are displayed for visual purposes only. Their associated costs are stored in the s yer, which is costed panel-by-panel in the Facility Priority Summary.

PROW Sidewalk Corridor Compliance Summary

Corridor

CEDAR RIDGE LN

Corridor Score & Severity

Score: 2

HIGH

Corridor Cost Summary

Facility Type		Cost
Sidewalk	$	181,373
Crosswalks	$	19,242
Curb Ramps	$	71,500
Missing Ramps	$	77,000

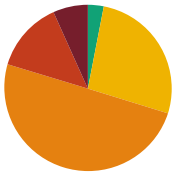

Sidewalk Barrier Priority Distribution

Priority	Percentage (%)
1	5%
2	15%
3	57%
4	20%
5	3%

Corridor Map

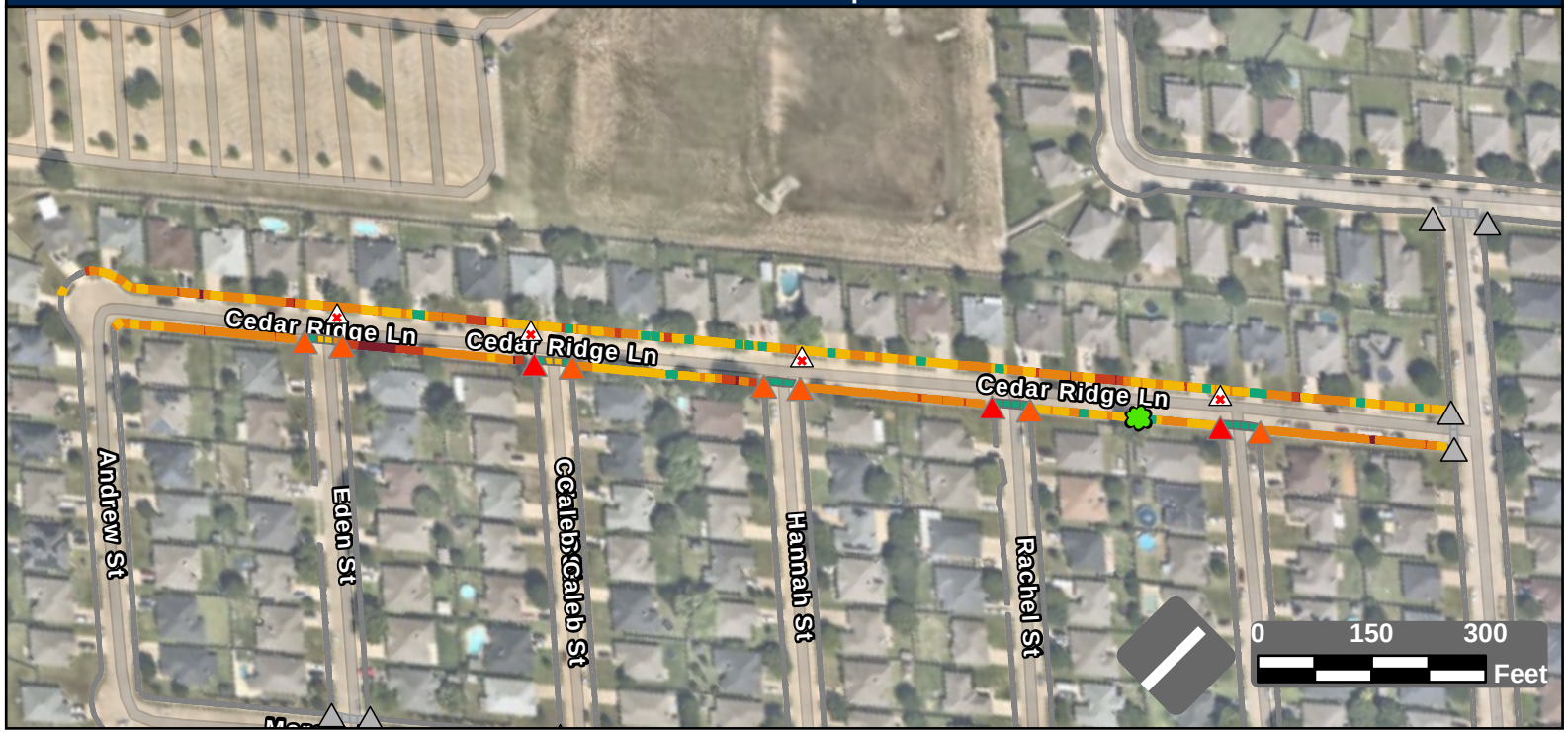

Facility Condition Summary

Sidewalks

Barrier Priority	Length (yd)		Cost
1	273	$	19,326
2	870	$	62,166
3	3,196	$	230,877
4	1,148	$	68,419
5	164	$	10,850
Total	2,733	$	181,373

Curb Ramps

Barrier Priority	Quantity		Cost
1	8	$	59,600
2	13	$	92,350
3	0	$	0
4	0	$	0
5	0	$	0
Total	10	$	71,500

Crosswalks

Barrier Priority	Length (yd)		Cost
1	0	$	0
2	0	$	0
3	23	$	365
4	221	$	18,876
5	394	$	
Total	377	$	4,421

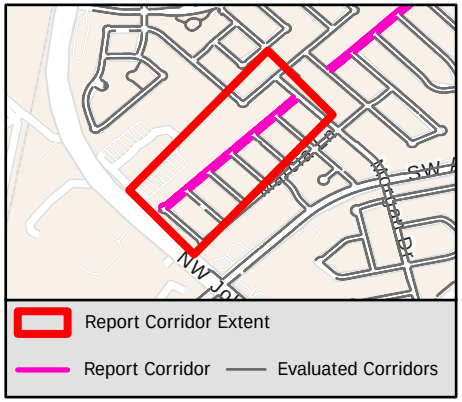

Sidewalk Barrier Summary

Pole	Quantity:	2
Fire Hydrant	Quantity:	0
Vault	Quantity:	0
Vegetation	Quantity:	3
Sign	Quantity:	0
Other	Quantity:	0

Missing Curb Ramps

Symbol	Quantity		Cost
	11	$	77,000

Curb Ramps Shown in Other Reports

Symbol	Quantity	Cost
	8	Other Report

Conceptual Budget Estimate Disclaimer

This "cost report" assigns a conceptual budget estimate to resolve non-compliance issues and was developed for planning purposes only. Kimley-Horn has no control over the cost of labor, materials, equipment, or over the Contractor's methods of determining prices or over competitive bidding or market conditions. Opinions of probable costs provided herein are based on the information known to Kimley-Horn at this time and represent only Kimley-Horn's judgment as a design professional familiar with the construction industry. Kimley-Horn cannot and does not guarantee that proposals, bids, or actual construction costs will not vary from its opinions of probable costs.

Sidewalk Barrier Conceptual Budget Summary

Sidewalk barriers are displayed for visual purposes only. Their associated costs are stored in the s yer, which is costed panel-by-panel in the Facility Priority Summary.

PROW Sidewalk Corridor Compliance Summary

Corridor

CELESTE LN

Corridor Score & Severity

Score: 3

MEDIUM

Corridor Cost Summary

Facility Type		Cost
Sidewalk	$	102,061
Crosswalks	$	0
Curb Ramps	$	0
Missing Ramps	$	0

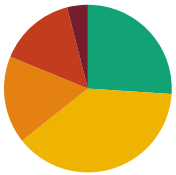

Sidewalk Barrier Priority Distribution

Priority	Percentage (%)
1	4%
2	15%
3	17%
4	38%
5	26%

Corridor Map

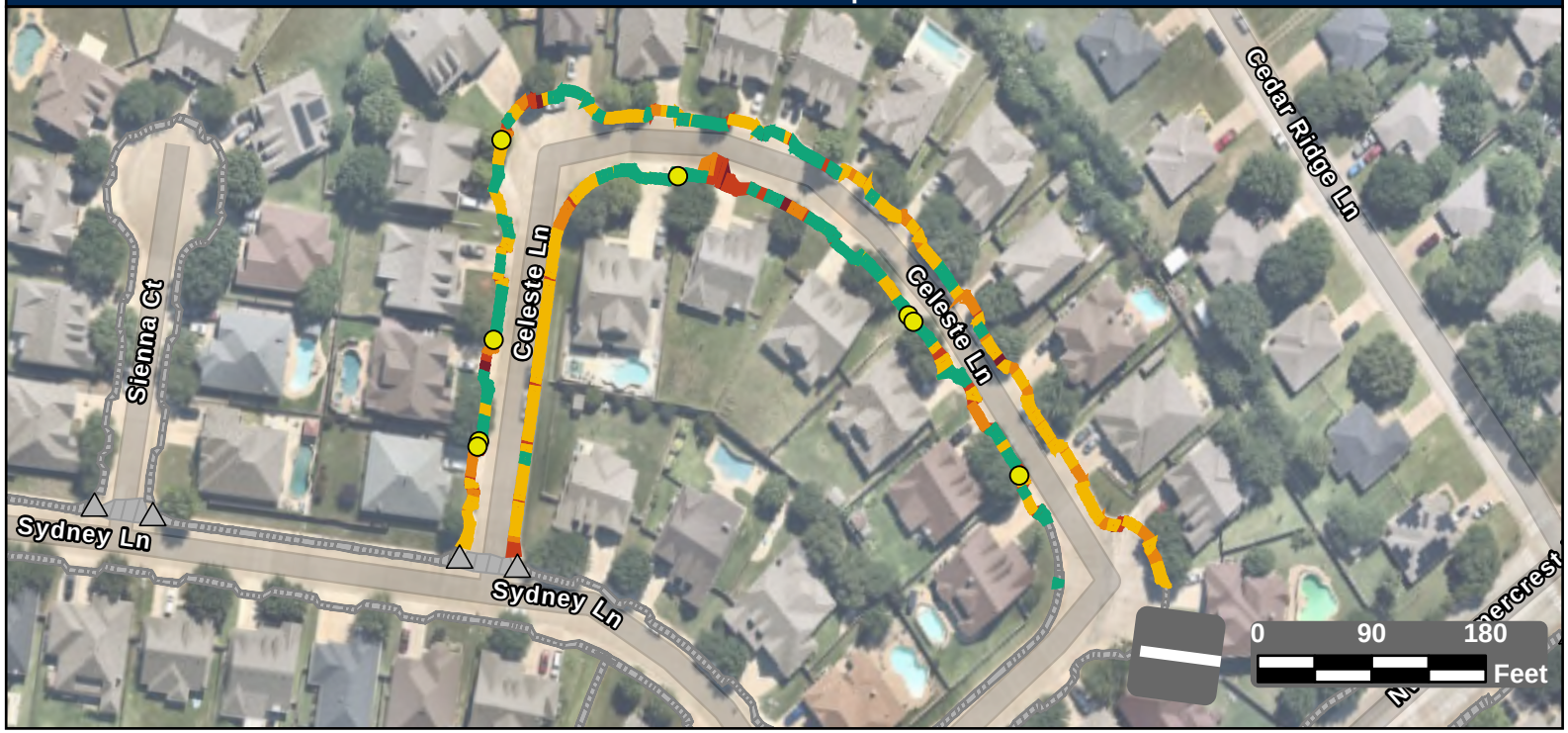

Facility Condition Summary

Sidewalks

Barrier Priority	Length (yd)		Cost
1	72	$	5,200
2	269	$	18,646
3	306	$	22,900
4	695	$	51,852
5	472	$	3,464
Total	1,813	$	102,061

Curb Ramps

Barrier Priority	Quantity		Cost
1	0	$	0
2	0	$	0
3	0	$	0
4	0	$	0
5	0	$	0
Total	0	$	0

Crosswalks

Barrier Priority	Length (yd)		Cost
1	0	$	0
2	0	$	0
3	0	$	0
4	0	$	0
5	0	$	0
Total	0	$	0

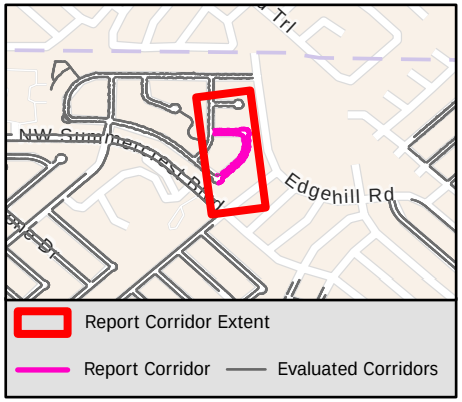

Sidewalk Barrier Summary

Pole	Quantity:	0
Fire Hydrant	Quantity:	0
Vault	Quantity:	0
Vegetation	Quantity:	0
Sign	Quantity:	0
Other	Quantity:	8

Missing Curb Ramps

Symbol	Quantity		Cost
	0	$	0

Curb Ramps Shown in Other Reports

Symbol	Quantity	Cost
	5	Other Report

Conceptual Budget Estimate Disclaimer

This "cost report" assigns a conceptual budget estimate to resolve non-compliance issues and was developed for planning purposes only. Kimley-Horn has no control over the cost of labor, materials, equipment, or over the Contractor's methods of determining prices or over competitive bidding or market conditions. Opinions of probable costs provided herein are based on the information known to Kimley-Horn at this time and represent only Kimley-Horn's judgment as a design professional familiar with the construction industry. Kimley-Horn cannot and does not guarantee that proposals, bids, or actual construction costs will not vary from its opinions of probable costs.

Sidewalk Barrier Conceptual Budget Summary

Sidewalk barriers are displayed for visual purposes only. Their associated costs are stored in the s yer, which is costed panel-by-panel in the Facility Priority Summary.

PROW Sidewalk Corridor Compliance Summary

Corridor

CHARLOTTE LN

Corridor Score & Severity

Score: 2

HIGH

Corridor Cost Summary

Facility Type		Cost
Sidewalk	$	47,773
Crosswalks	$	0
Curb Ramps	$	7,450
Missing Ramps	$	0

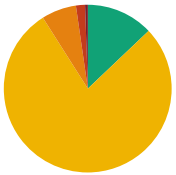

Sidewalk Barrier Priority Distribution

Priority	Percentage (%)
1	1%
2	2%
3	7%
4	78%
5	13%

Corridor Map

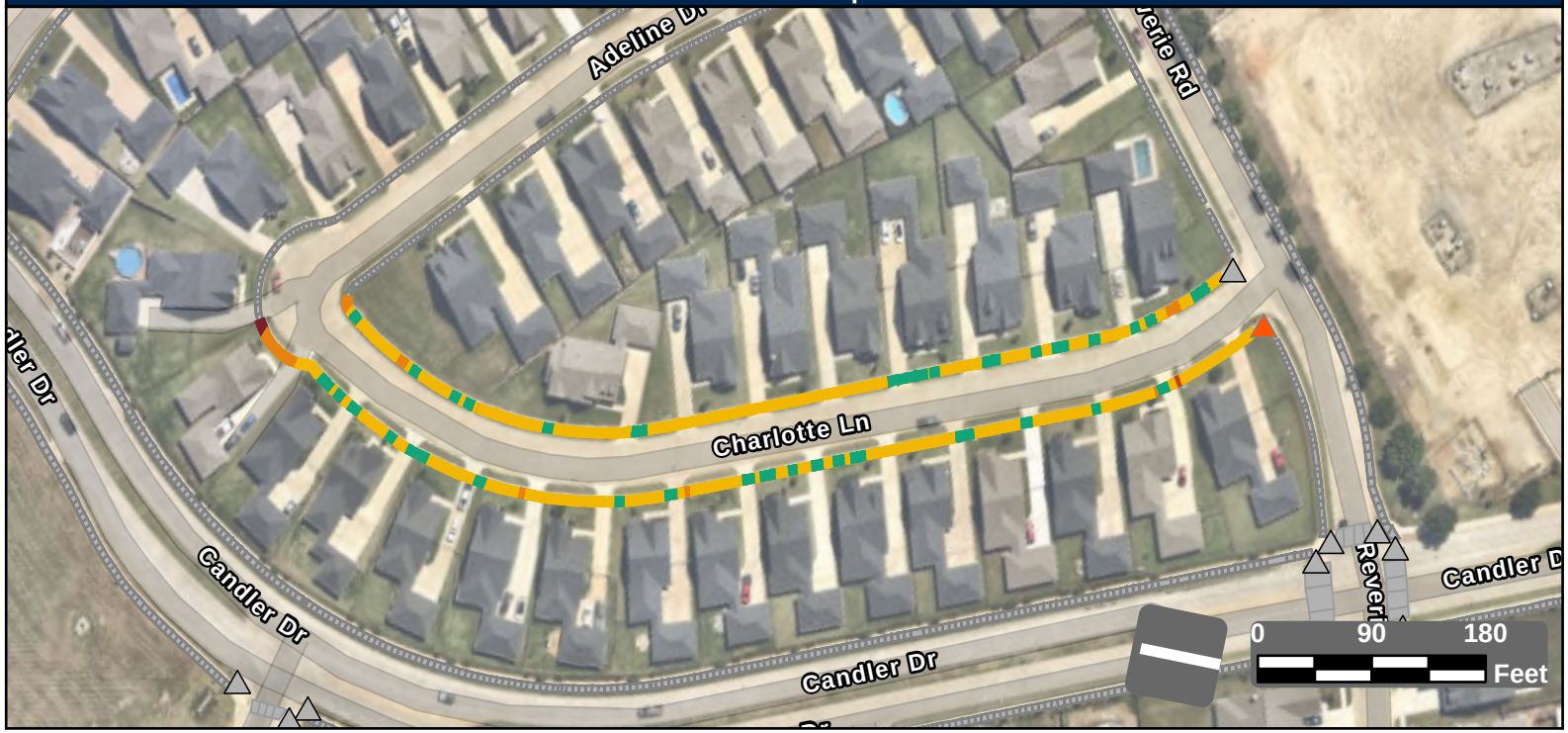

Facility Condition Summary

Sidewalks

Barrier Priority	Length (yd)		Cost
1	8	$	571
2	27	$	1,562
3	102	$	7,344
4	1,188	$	24,131
5	196	$	14,165
Total	1,521	$	47,773

Curb Ramps

Barrier Priority	Quantity		Cost
1	0	$	0
2	1	$	7,450
3	0	$	0
4	0	$	0
5	0	$	0
Total	1	$	7,450

Crosswalks

Barrier Priority	Length (yd)		Cost
1	0	$	0
2	0	$	0
3	0	$	0
4	0	$	0
5	0	$	0
Total	0	$	0

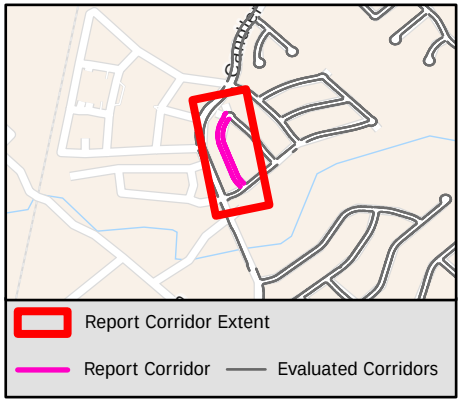

Sidewalk Barrier Summary

Pole	Quantity:	0
Fire Hydrant	Quantity:	0
Vault	Quantity:	0
Vegetation	Quantity:	0
Sign	Quantity:	0
Other	Quantity:	0

Missing Curb Ramps

Symbol	Quantity		Cost
	0	$	0

Curb Ramps Shown in Other Reports

Symbol	Quantity	Cost
	13	Other Report

Conceptual Budget Estimate Disclaimer

This "cost report" assigns a conceptual budget estimate to resolve non-compliance issues and was developed for planning purposes only. Kimley-Horn has no control over the cost of labor, materials, equipment, or over the Contractor's methods of determining prices or over competitive bidding or market conditions. Opinions of probable costs provided herein are based on the information known to Kimley-Horn at this time and represent only Kimley-Horn's judgment as a design professional familiar with the construction industry. Kimley-Horn cannot and does not guarantee that proposals, bids, or actual construction costs will not vary from its opinions of probable costs.

Sidewalk Barrier Conceptual Budget Summary

Sidewalk barriers are displayed for visual purposes only. Their associated costs are stored in the s yer, which is costed panel-by-panel in the Facility Priority Summary.

THE CITY OF BURLESON TEXAS

PROW Sidewalk Corridor Compliance Summary

Kimley»Horn

Item B.

Corridor

CHEROKEE ROSE LN

Corridor Score & Severity

Score: 5

LOW

Corridor Cost Summary

Facility Type		Cost
Sidewalk	$	144,271
Crosswalks	$	
Curb Ramps	$	11,900
Missing Ramps	$	7,000

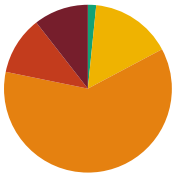

Sidewalk Barrier Priority Distribution

Priority	Percentage (%)
1	11%
2	11%
3	61%
4	16%
5	2%

Corridor Map

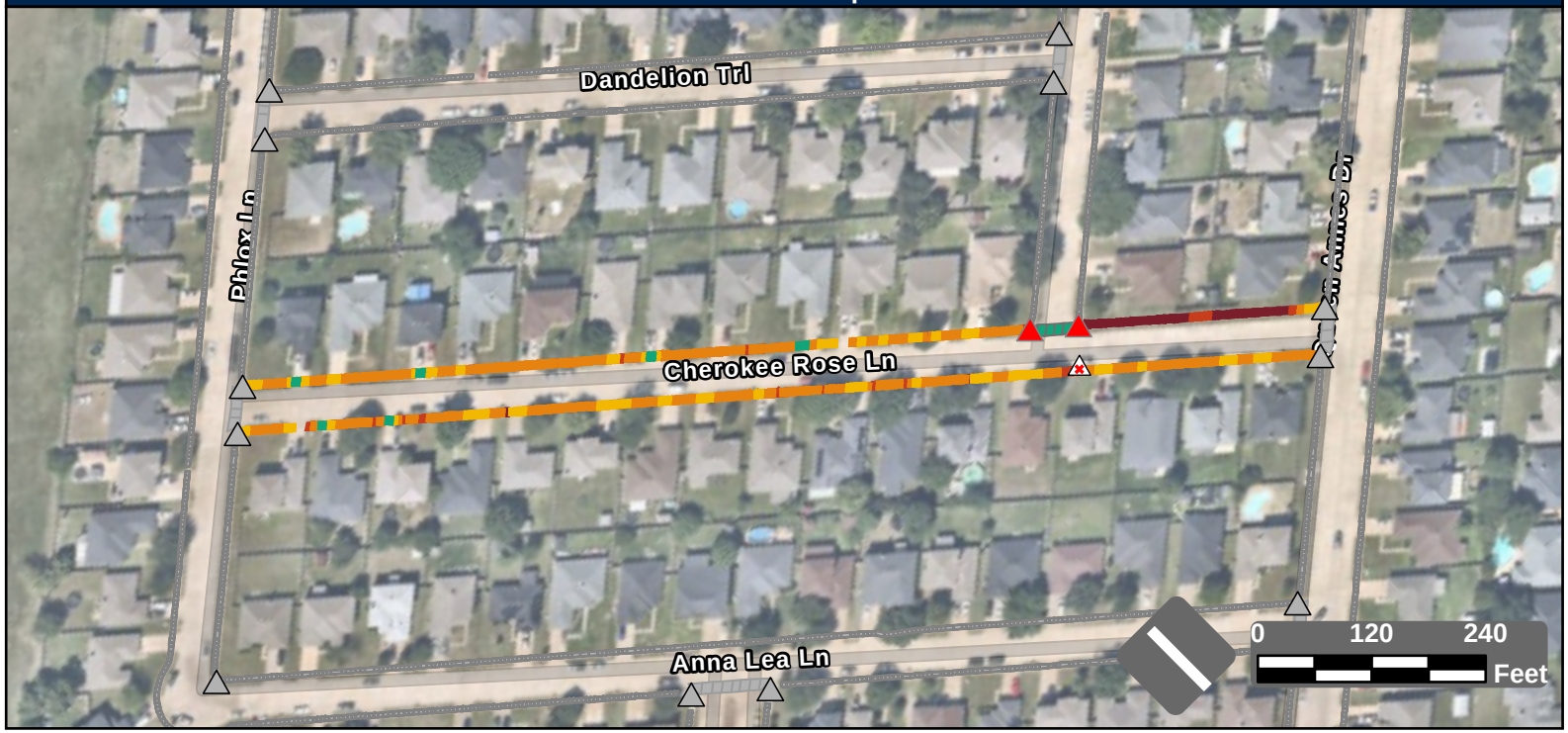

Facility Condition Summary

Sidewalks

Barrier Priority	Length (yd)		Cost
1	223	$	15,597
2	238	$	16,736
3	1,290	$	93,200
4	331	$	16,298
5	34	$	2,440
Total	2,116	$	144,271

Curb Ramps

Barrier Priority	Quantity		Cost
1	2	$	11,900
2	0	$	0
3	0	$	0
4	0	$	0
5	0	$	0
Total	2	$	11,900

Crosswalks

Barrier Priority	Length (yd)		Cost
1	0	$	0
2	0	$	0
3	0	$	0
4	0	$	0
5	53	$	
Total	53	$	

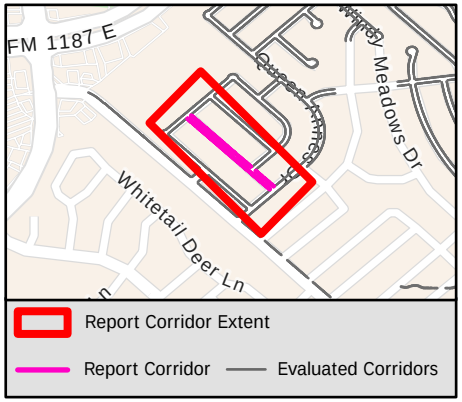

Sidewalk Barrier Summary

Pole	Quantity:	0
Fire Hydrant	Quantity:	0
Vault	Quantity:	0
Vegetation	Quantity:	0
Sign	Quantity:	0
Other	Quantity:	0

Missing Curb Ramps

Symbol	Quantity		Cost
	1	$	7,000

Curb Ramps Shown in Other Reports

Symbol	Quantity	Cost
	13	Other Report

Conceptual Budget Estimate Disclaimer

This "cost report" assigns a conceptual budget estimate to resolve non-compliance issues and was developed for planning purposes only. Kimley-Horn has no control over the cost of labor, materials, equipment, or over the Contractor's methods of determining prices or over competitive bidding or market conditions. Opinions of probable costs provided herein are based on the information known to Kimley-Horn at this time and represent only Kimley-Horn's judgment as a design professional familiar with the construction industry. Kimley-Horn cannot and does not guarantee that proposals, bids, or actual construction costs will not vary from its opinions of probable costs.

Sidewalk Barrier Conceptual Budget Summary

Sidewalk barriers are displayed for visual purposes only. Their associated costs are stored in the s yer, which is costed panel-by-panel in the Facility Priority Summary.

1742

PROW Sidewalk Corridor Compliance Summary

Corridor

CHERRY HILLS LN

Corridor Score & Severity

Score: 3
MEDIUM

Corridor Cost Summary

Facility Type		Cost
Sidewalk	$	227,972
Crosswalks	$	2,365
Curb Ramps	$	28,300
Missing Ramps	$	28,000

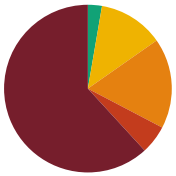

Sidewalk Barrier Priority Distribution

Priority	Percentage (%)
1	62%
2	5%
3	17%
4	13%
5	3%

Corridor Map

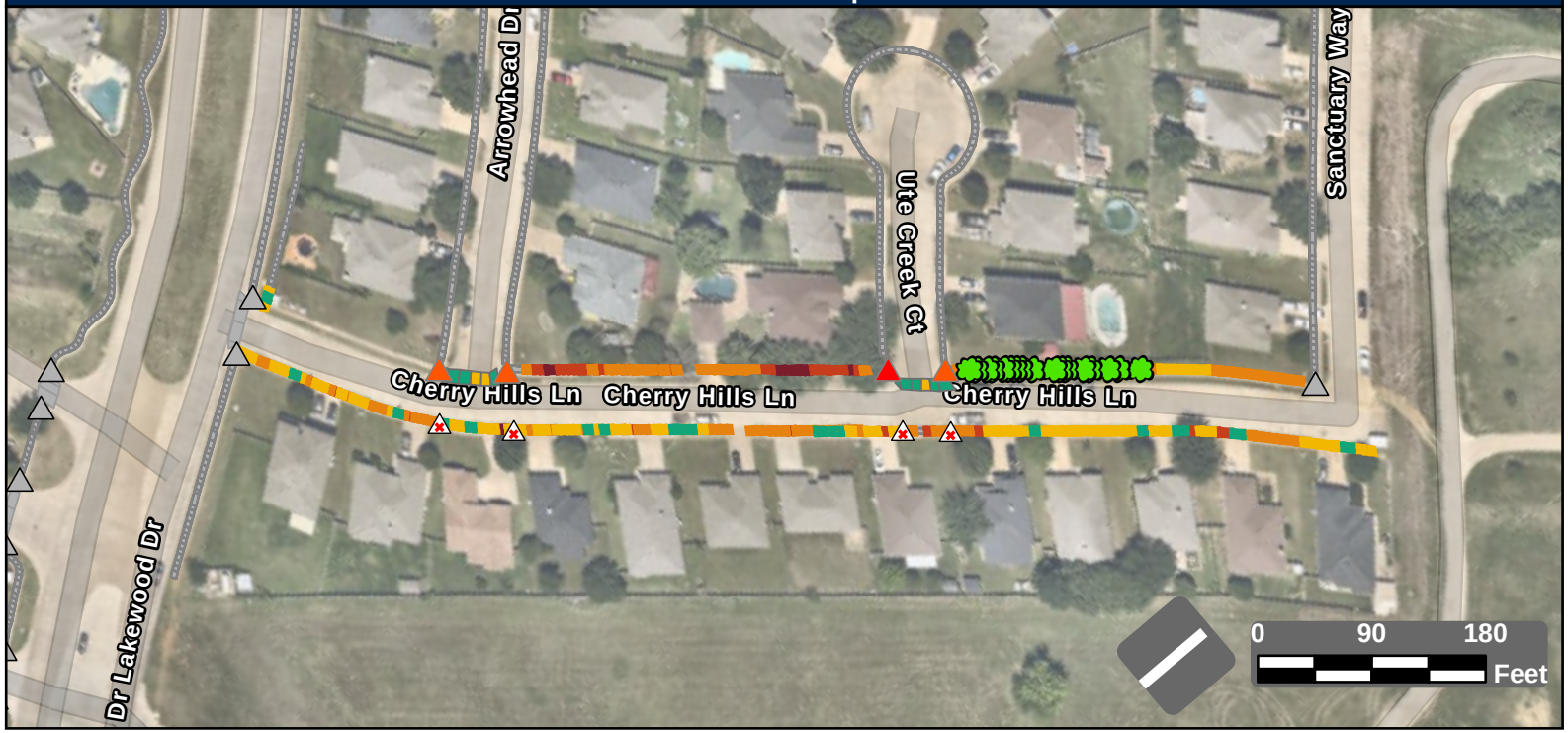

Facility Condition Summary

Sidewalks

Barrier Priority	Length (yd)		Cost
1	2,067	$	149,275
2	184	$	12,604
3	583	$	42,135
4	419	$	17,387
5	91	$	6,571
Total	3,344	$	227,972

Curb Ramps

Barrier Priority	Quantity		Cost
1	1	$	7,450
2	3	$	20,850
3	0	$	0
4	0	$	0
5	0	$	0
Total	4	$	28,300

Crosswalks

Barrier Priority	Length (yd)		Cost
1	0	$	0
2	0	$	0
3	0	$	0
4	24	$	2,365
5	68	$	
Total	91	$	2,365

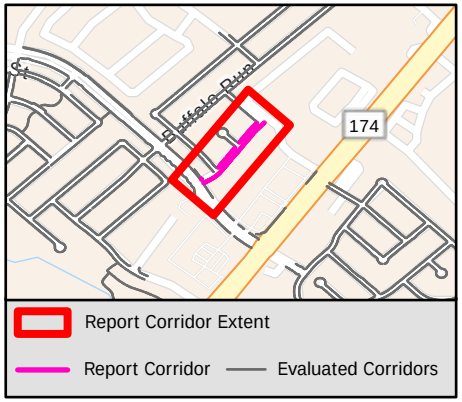

Sidewalk Barrier Summary

Pole	Quantity:	0
Fire Hydrant	Quantity:	0
Vault	Quantity:	0
Vegetation	Quantity:	17
Sign	Quantity:	0
Other	Quantity:	0

Missing Curb Ramps

Symbol	Quantity		Cost
	4	$	28,000

Curb Ramps Shown in Other Reports

Symbol	Quantity	Cost
	9	Other Report

Conceptual Budget Estimate Disclaimer

This "cost report" assigns a conceptual budget estimate to resolve non-compliance issues and was developed for planning purposes only. Kimley-Horn has no control over the cost of labor, materials, equipment, or over the Contractor's methods of determining prices or over competitive bidding or market conditions. Opinions of probable costs provided herein are based on the information known to Kimley-Horn at this time and represent only Kimley-Horn's judgment as a design professional familiar with the construction industry. Kimley-Horn cannot and does not guarantee that proposals, bids, or actual construction costs will not vary from its opinions of probable costs.

Sidewalk Barrier Conceptual Budget Summary

Sidewalk barriers are displayed for visual purposes only. Their associated costs are stored in the s yer, which is costed panel-by-panel in the Facility Priority Summary.

PROW Sidewalk Corridor Compliance Summary

Corridor

CHESTNUT AVE

Corridor Score & Severity

Score: 4
MEDIUM

Corridor Cost Summary

Facility Type		Cost
Sidewalk	$	127,911
Crosswalks	$	0
Curb Ramps	$	7,450
Missing Ramps	$	0

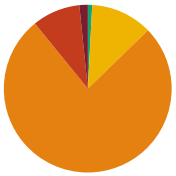

Sidewalk Barrier Priority Distribution

Priority	Percentage (%)
1	2%
2	9%
3	76%
4	12%
5	1%

Corridor Map



Facility Condition Summary

Sidewalks

Barrier Priority	Length (yd)		Cost
1	30	$	2,193
2	169	$	12,235
3	1,405	$	102,549
4	219	$	9,804
5	16	$	1,131
Total	1,839	$	127,911

Curb Ramps

Barrier Priority	Quantity		Cost
1	1	$	7,450
2	0	$	0
3	0	$	0
4	0	$	0
5	0	$	0
Total	1	$	7,450

Crosswalks

Barrier Priority	Length (yd)		Cost
1	0	$	0
2	0	$	0
3	0	$	0
4	0	$	0
5	0	$	0
Total	0	$	0

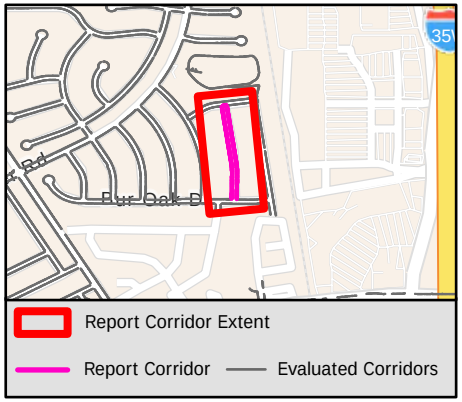

Sidewalk Barrier Summary

Pole	Quantity:	0
Fire Hydrant	Quantity:	0
Vault	Quantity:	0
Vegetation	Quantity:	1
Sign	Quantity:	0
Other	Quantity:	0

Missing Curb Ramps

Symbol	Quantity		Cost
	0	$	0

Curb Ramps Shown in Other Reports

Symbol	Quantity	Cost
	5	Other Report

Conceptual Budget Estimate Disclaimer

This "cost report" assigns a conceptual budget estimate to resolve non-compliance issues and was developed for planning purposes only. Kimley-Horn has no control over the cost of labor, materials, equipment, or over the Contractor's methods of determining prices or over competitive bidding or market conditions. Opinions of probable costs provided herein are based on the information known to Kimley-Horn at this time and represent only Kimley-Horn's judgment as a design professional familiar with the construction industry. Kimley-Horn cannot and does not guarantee that proposals, bids, or actual construction costs will not vary from its opinions of probable costs.

Sidewalk Barrier Conceptual Budget Summary

Sidewalk barriers are displayed for visual purposes only. Their associated costs are stored in the s yer, which is costed panel-by-panel in the Facility Priority Summary.

THE CITY OF BURLESON TEXAS

PROW Sidewalk Corridor Compliance Summary

Kimley»Horn

Corridor

CHIMNEY ROCK RD

Corridor Score & Severity

Score: 5

LOW

Corridor Cost Summary

Facility Type		Cost
Sidewalk	$	147,486
Crosswalks	$	7,641
Curb Ramps	$	19,350
Missing Ramps	$	0

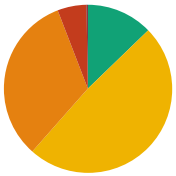

Sidewalk Barrier Priority Distribution

Priority	Percentage (%)
1	0%
2	6%
3	33%
4	49%
5	13%

Corridor Map



Facility Condition Summary

Sidewalks

Barrier Priority	Length (yd)		Cost
1	8	$	607
2	174	$	10,305
3	1,012	$	73,100
4	1,514	$	47,448
5	396	$	16,027
Total	3,104	$	147,486

Curb Ramps

Barrier Priority	Quantity		Cost
1	0	$	0
2	0	$	0
3	3	$	19,350
4	0	$	0
5	0	$	0
Total	3	$	19,350

Crosswalks

Barrier Priority	Length (yd)		Cost
1	0	$	0
2	0	$	0
3	11	$	0
4	38	$	7,641
5	141	$	
Total	191	$	7,641

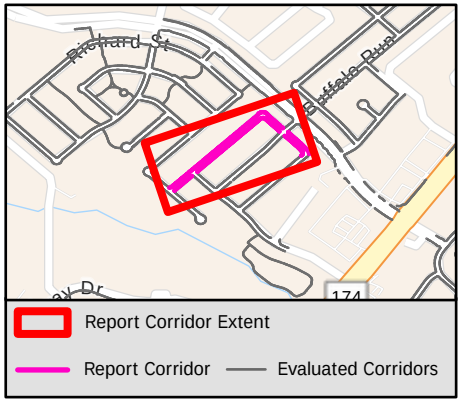

Sidewalk Barrier Summary

Pole	Quantity:	0
Fire Hydrant	Quantity:	0
Vault	Quantity:	0
Vegetation	Quantity:	0
Sign	Quantity:	0
Other	Quantity:	0

Missing Curb Ramps

Symbol	Quantity		Cost
	0	$	0

Curb Ramps Shown in Other Reports

Symbol	Quantity	Cost
	12	Other Report

Conceptual Budget Estimate Disclaimer

This "cost report" assigns a conceptual budget estimate to resolve non-compliance issues and was developed for planning purposes only. Kimley-Horn has no control over the cost of labor, materials, equipment, or over the Contractor's methods of determining prices or over competitive bidding or market conditions. Opinions of probable costs provided herein are based on the information known to Kimley-Horn at this time and represent only Kimley-Horn's judgment as a design professional familiar with the construction industry. Kimley-Horn cannot and does not guarantee that proposals, bids, or actual construction costs will not vary from its opinions of probable costs.

Sidewalk Barrier Conceptual Budget Summary

Sidewalk barriers are displayed for visual purposes only. Their associated costs are stored in the s yer, which is costed panel-by-panel in the Facility Priority Summary.

PROW Sidewalk Corridor Compliance Summary

Corridor

CLAIRE CT

Corridor Score & Severity

Score: 4

MEDIUM

Corridor Cost Summary

Facility Type		Cost
Sidewalk	$	71,603
Crosswalks	$	0
Curb Ramps	$	0
Missing Ramps	$	0

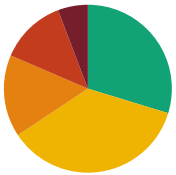

Sidewalk Barrier Priority Distribution

Priority	Percentage (%)
1	6%
2	13%
3	16%
4	36%
5	30%

Corridor Map

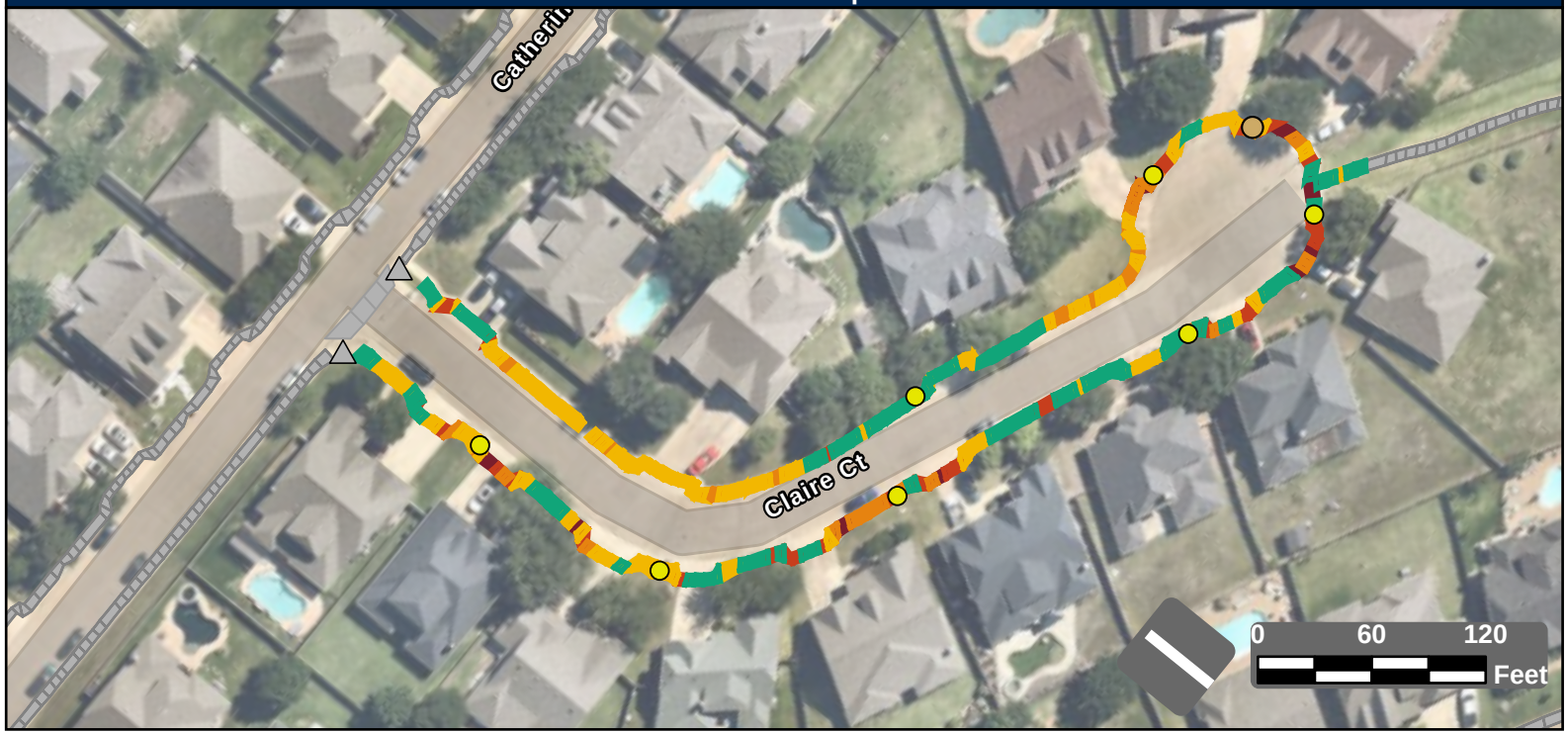

Facility Condition Summary

Sidewalks

Barrier Priority	Length (yd)		Cost
1	70	$	5,227
2	155	$	10,359
3	193	$	14,662
4	437	$	33,336
5	362	$	8,020
Total	1,218	$	71,603

Curb Ramps

Barrier Priority	Quantity		Cost
1	0	$	0
2	0	$	0
3	0	$	0
4	0	$	0
5	0	$	0
Total	0	$	0

Crosswalks

Barrier Priority	Length (yd)		Cost
1	0	$	0
2	0	$	0
3	0	$	0
4	0	$	0
5	0	$	0
Total	0	$	0

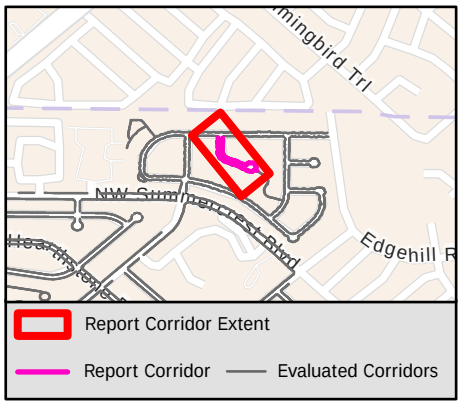

Sidewalk Barrier Summary

Pole	Quantity:	1
Fire Hydrant	Quantity:	0
Vault	Quantity:	0
Vegetation	Quantity:	0
Sign	Quantity:	0
Other	Quantity:	7

Missing Curb Ramps

Symbol	Quantity		Cost
	0	$	0

Curb Ramps Shown in Other Reports

Symbol	Quantity	Cost
	2	Other Report

Conceptual Budget Estimate Disclaimer

This "cost report" assigns a conceptual budget estimate to resolve non-compliance issues and was developed for planning purposes only. Kimley-Horn has no control over the cost of labor, materials, equipment, or over the Contractor's methods of determining prices or over competitive bidding or market conditions. Opinions of probable costs provided herein are based on the information known to Kimley-Horn at this time and represent only Kimley-Horn's judgment as a design professional familiar with the construction industry. Kimley-Horn cannot and does not guarantee that proposals, bids, or actual construction costs will not vary from its opinions of probable costs.

Sidewalk Barrier Conceptual Budget Summary

Sidewalk barriers are displayed for visual purposes only. Their associated costs are stored in the s yer, which is costed panel-by-panel in the Facility Priority Summary.

PROW Sidewalk Corridor Compliance Summary

Corridor

CLAIREMONT LN

Corridor Score & Severity

Score: 3
MEDIUM

Corridor Cost Summary

Facility Type		Cost
Sidewalk	$	146,872
Crosswalks	$	5,163
Curb Ramps	$	37,250
Missing Ramps	$	7,000

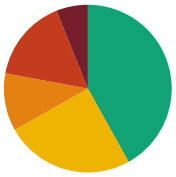

Sidewalk Barrier Priority Distribution

Priority	Percentage (%)
1	6%
2	16%
3	11%
4	25%
5	42%

Corridor Map



Facility Condition Summary

Sidewalks

Barrier Priority	Length (yd)		Cost
1	203	$	13,820
2	533	$	33,793
3	371	$	26,927
4	831	$	54,764
5	1,399	$	17,569
Total	3,337	$	146,872

Curb Ramps

Barrier Priority	Quantity		Cost
1	2	$	14,900
2	3	$	22,350
3	0	$	0
4	0	$	0
5	0	$	0
Total	5	$	37,250

Crosswalks

Barrier Priority	Length (yd)		Cost
1	0	$	0
2	0	$	0
3	0	$	0
4	102	$	5,163
5	139	$	
Total	240	$	5,163

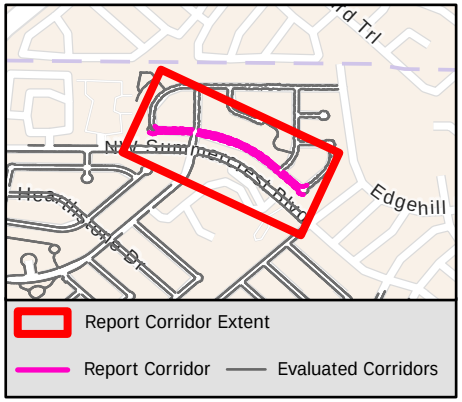

Sidewalk Barrier Summary

Pole	Quantity:	1
Fire Hydrant	Quantity:	0
Vault	Quantity:	0
Vegetation	Quantity:	1
Sign	Quantity:	0
Other	Quantity:	17

Missing Curb Ramps

Symbol	Quantity		Cost
	1	$	7,000

Curb Ramps Shown in Other Reports

Symbol	Quantity	Cost
	17	Other Report

Conceptual Budget Estimate Disclaimer

This "cost report" assigns a conceptual budget estimate to resolve non-compliance issues and was developed for planning purposes only. Kimley-Horn has no control over the cost of labor, materials, equipment, or over the Contractor's methods of determining prices or over competitive bidding or market conditions. Opinions of probable costs provided herein are based on the information known to Kimley-Horn at this time and represent only Kimley-Horn's judgment as a design professional familiar with the construction industry. Kimley-Horn cannot and does not guarantee that proposals, bids, or actual construction costs will not vary from its opinions of probable costs.

Sidewalk Barrier Conceptual Budget Summary

Sidewalk barriers are displayed for visual purposes only. Their associated costs are stored in the s yer, which is costed panel-by-panel in the Facility Priority Summary.

PROW Sidewalk Corridor Compliance Summary

Corridor

CLAYTON RD

Corridor Score & Severity

Score: 4

MEDIUM

Corridor Cost Summary

Facility Type		Cost
Sidewalk	$	14,000
Crosswalks	$	2,789
Curb Ramps	$	17,900
Missing Ramps	$	14,000

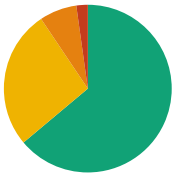

Sidewalk Barrier Priority Distribution

Priority	Percentage (%)
1	0%
2	2%
3	7%
4	27%
5	64%

Corridor Map



Facility Condition Summary

Sidewalks

Barrier Priority	Length (yd)		Cost
1	0	$	0
2	25	$	1,062
3	80	$	5,779
4	298	$	3,195
5	711	$	3,964
Total	1,114	$	14,000

Curb Ramps

Barrier Priority	Quantity		Cost
1	1	$	8,950
2	0	$	0
3	1	$	8,950
4	0	$	0
5	0	$	0
Total	2	$	17,900

Crosswalks

Barrier Priority	Length (yd)		Cost
1	0	$	0
2	0	$	0
3	0	$	0
4	28	$	2,789
5	20	$	
Total	48	$	2,789

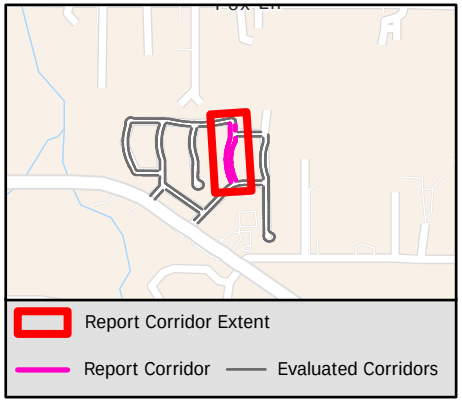

Sidewalk Barrier Summary

Pole	Quantity:	0
Fire Hydrant	Quantity:	0
Vault	Quantity:	0
Vegetation	Quantity:	0
Sign	Quantity:	0
Other	Quantity:	0

Missing Curb Ramps

Symbol	Quantity		Cost
	2	$	14,000

Curb Ramps Shown in Other Reports

Symbol	Quantity	Cost
	2	Other Report

Conceptual Budget Estimate Disclaimer

This "cost report" assigns a conceptual budget estimate to resolve non-compliance issues and was developed for planning purposes only. Kimley-Horn has no control over the cost of labor, materials, equipment, or over the Contractor's methods of determining prices or over competitive bidding or market conditions. Opinions of probable costs provided herein are based on the information known to Kimley-Horn at this time and represent only Kimley-Horn's judgment as a design professional familiar with the construction industry. Kimley-Horn cannot and does not guarantee that proposals, bids, or actual construction costs will not vary from its opinions of probable costs.

Sidewalk Barrier Conceptual Budget Summary

Sidewalk barriers are displayed for visual purposes only. Their associated costs are stored in the s yer, which is costed panel-by-panel in the Facility Priority Summary.

PROW Sidewalk Corridor Compliance Summary

Corridor

CLEAR VIEW CT

Corridor Score & Severity

Score: 4

MEDIUM

Corridor Cost Summary

Facility Type		Cost
Sidewalk	$	33,591
Crosswalks	$	0
Curb Ramps	$	0
Missing Ramps	$	0

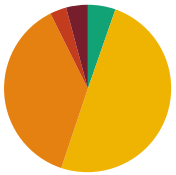

Sidewalk Barrier Priority Distribution

Priority	Percentage (%)
1	4%
2	3%
3	36%
4	51%
5	6%

Corridor Map

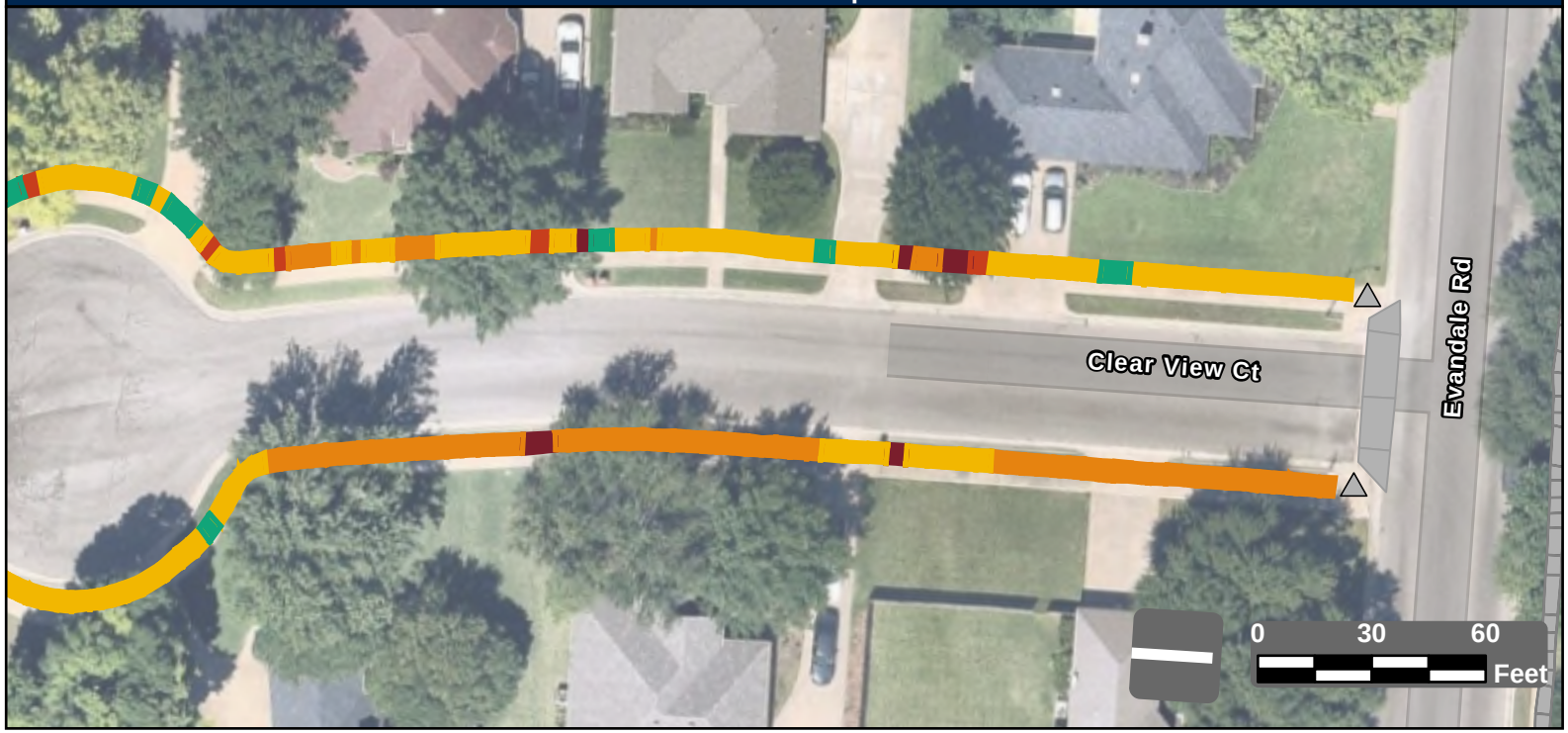

Facility Condition Summary

Sidewalks

Barrier Priority	Length (yd)		Cost
1	34	$	2,178
2	28	$	1,334
3	299	$	21,578
4	430	$	9,123
5	47	$	3,402
Total	742	$	33,591

Curb Ramps

Barrier Priority	Quantity		Cost
1	0	$	0
2	0	$	0
3	0	$	0
4	0	$	0
5	0	$	0
Total	0	$	0

Crosswalks

Barrier Priority	Length (yd)		Cost
1	0	$	0
2	0	$	0
3	0	$	0
4	0	$	0
5	0	$	0
Total	0	$	0

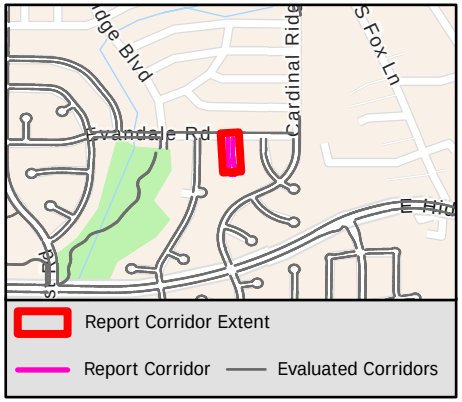

Sidewalk Barrier Summary

Pole	Quantity:	0
Fire Hydrant	Quantity:	0
Vault	Quantity:	0
Vegetation	Quantity:	0
Sign	Quantity:	0
Other	Quantity:	0

Missing Curb Ramps

Symbol	Quantity		Cost
	0	$	0

Curb Ramps Shown in Other Reports

Symbol	Quantity	Cost
	2	Other Report

Conceptual Budget Estimate Disclaimer

This "cost report" assigns a conceptual budget estimate to resolve non-compliance issues and was developed for planning purposes only. Kimley-Horn has no control over the cost of labor, materials, equipment, or over the Contractor's methods of determining prices or over competitive bidding or market conditions. Opinions of probable costs provided herein are based on the information known to Kimley-Horn at this time and represent only Kimley-Horn's judgment as a design professional familiar with the construction industry. Kimley-Horn cannot and does not guarantee that proposals, bids, or actual construction costs will not vary from its opinions of probable costs.

Sidewalk Barrier Conceptual Budget Summary

Sidewalk barriers are displayed for visual purposes only. Their associated costs are stored in the s yer, which is costed panel-by-panel in the Facility Priority Summary.

PROW Sidewalk Corridor Compliance Summary

Corridor

CLIVEDEN BLVD

Corridor Score & Severity

Score: 5

LOW

Corridor Cost Summary

Facility Type		Cost
Sidewalk	$	42,124
Crosswalks	$	3,634
Curb Ramps	$	20,850
Missing Ramps	$	0

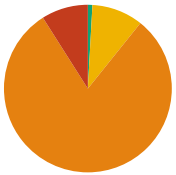

Sidewalk Barrier Priority Distribution

Priority	Percentage (%)
1	0%
2	9%
3	80%
4	10%
5	1%

Corridor Map

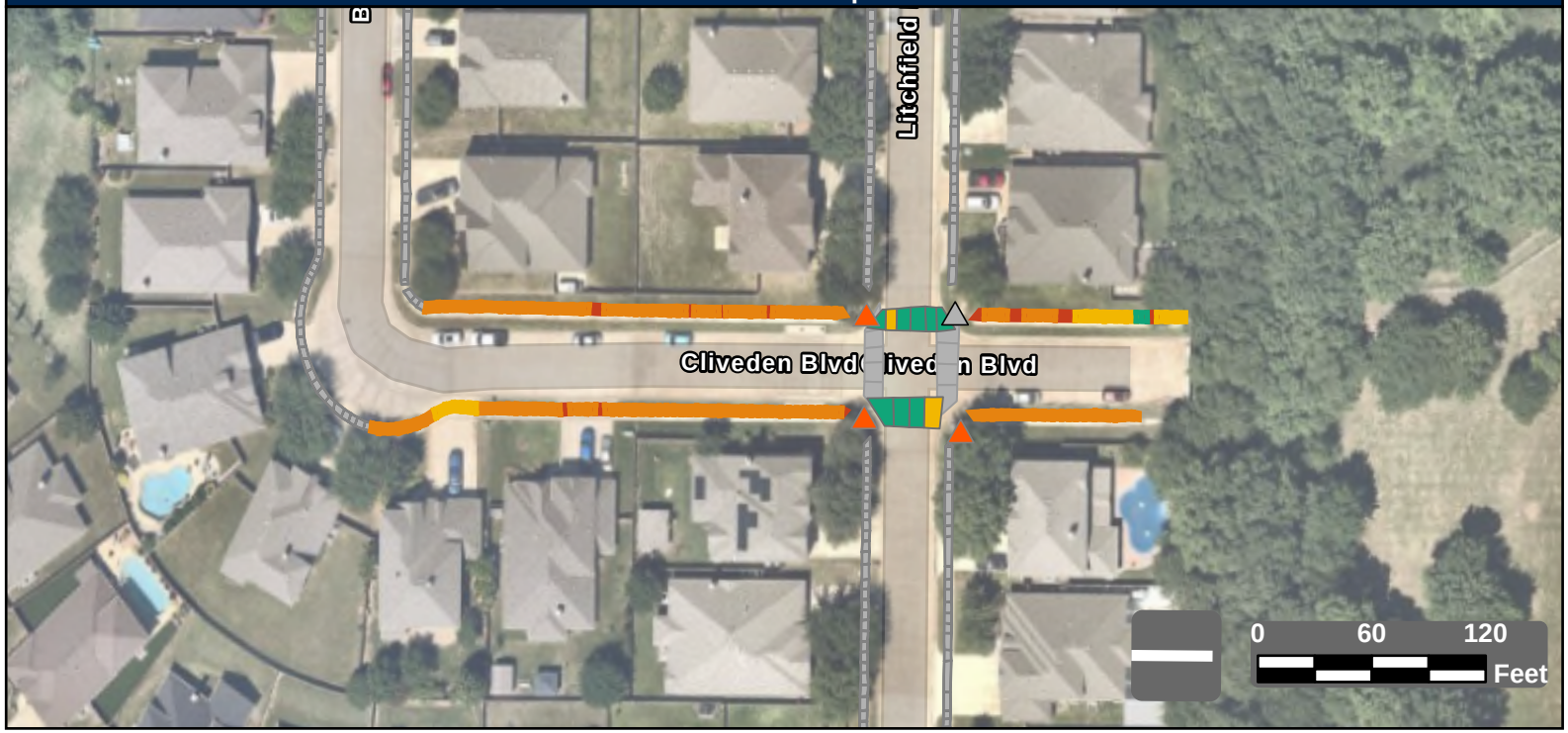

Facility Condition Summary

Sidewalks

Barrier Priority	Length (yd)		Cost
1	0	$	0
2	58	$	3,837
3	514	$	37,153
4	63	$	737
5	6	$	398
Total	641	$	42,124

Curb Ramps

Barrier Priority	Quantity		Cost
1	0	$	0
2	3	$	20,850
3	0	$	0
4	0	$	0
5	0	$	0
Total	3	$	20,850

Crosswalks

Barrier Priority	Length (yd)		Cost
1	0	$	0
2	0	$	0
3	0	$	0
4	22	$	3,634
5	80	$	
Total	102	$	3,634

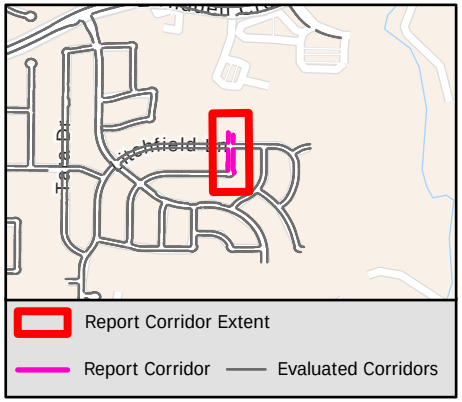

Sidewalk Barrier Summary

Pole	Quantity:	0
Fire Hydrant	Quantity:	0
Vault	Quantity:	0
Vegetation	Quantity:	0
Sign	Quantity:	0
Other	Quantity:	0

Missing Curb Ramps

Symbol	Quantity		Cost
	0	$	0

Curb Ramps Shown in Other Reports

Symbol	Quantity	Cost
	1	Other Report

Conceptual Budget Estimate Disclaimer

This "cost report" assigns a conceptual budget estimate to resolve non-compliance issues and was developed for planning purposes only. Kimley-Horn has no control over the cost of labor, materials, equipment, or over the Contractor's methods of determining prices or over competitive bidding or market conditions. Opinions of probable costs provided herein are based on the information known to Kimley-Horn at this time and represent only Kimley-Horn's judgment as a design professional familiar with the construction industry. Kimley-Horn cannot and does not guarantee that proposals, bids, or actual construction costs will not vary from its opinions of probable costs.

Sidewalk Barrier Conceptual Budget Summary

Sidewalk barriers are displayed for visual purposes only. Their associated costs are stored in the s yer, which is costed panel-by-panel in the Facility Priority Summary.

1750

PROW Sidewalk Corridor Compliance Summary

Corridor

CLOVER LN

Corridor Score & Severity

Score: 3
MEDIUM

Corridor Cost Summary

Facility Type		Cost
Sidewalk	$	0
Crosswalks	$	0
Curb Ramps	$	16,400
Missing Ramps	$	0

Sidewalk Barrier Priority Distribution

Priority	Percentage (%)
1	%
2	%
3	%
4	%
5	%

Corridor Map



Facility Condition Summary

Sidewalks

Barrier Priority	Length (yd)		Cost
1	0	$	0
2	0	$	0
3	0	$	0
4	0	$	0
5	0	$	0
Total	0	$	0

Curb Ramps

Barrier Priority	Quantity		Cost
1	0	$	0
2	0	$	0
3	2	$	16,400
4	0	$	0
5	0	$	0
Total	2	$	16,400

Crosswalks

Barrier Priority	Length (yd)		Cost
1	0	$	0
2	0	$	0
3	0	$	0
4	0	$	0
5	0	$	0
Total	0	$	0

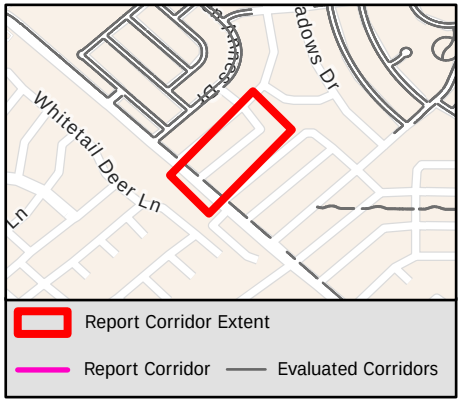

Sidewalk Barrier Summary

Pole	Quantity:	0
Fire Hydrant	Quantity:	0
Vault	Quantity:	0
Vegetation	Quantity:	0
Sign	Quantity:	0
Other	Quantity:	0

Missing Curb Ramps

Symbol	Quantity		Cost
	0	$	0

Curb Ramps Shown in Other Reports

Symbol	Quantity	Cost
	0	Other Report

Conceptual Budget Estimate Disclaimer

This "cost report" assigns a conceptual budget estimate to resolve non-compliance issues and was developed for planning purposes only. Kimley-Horn has no control over the cost of labor, materials, equipment, or over the Contractor's methods of determining prices or over competitive bidding or market conditions. Opinions of probable costs provided herein are based on the information known to Kimley-Horn at this time and represent only Kimley-Horn's judgment as a design professional familiar with the construction industry. Kimley-Horn cannot and does not guarantee that proposals, bids, or actual construction costs will not vary from its opinions of probable costs.

Sidewalk Barrier Conceptual Budget Summary

Sidewalk barriers are displayed for visual purposes only. Their associated costs are stored in the s yer, which is costed panel-by-panel in the Facility Priority Summary.

PROW Sidewalk Corridor Compliance Summary

Corridor

CLUBHOUSE CIR

Corridor Score & Severity

Score: 1

HIGH

Corridor Cost Summary

Facility Type		Cost
Sidewalk	$	26,519
Crosswalks	$	0
Curb Ramps	$	23,800
Missing Ramps	$	0

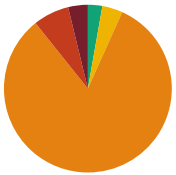

Sidewalk Barrier Priority Distribution

Priority	Percentage (%)
1	4%
2	7%
3	83%
4	4%
5	3%

Corridor Map

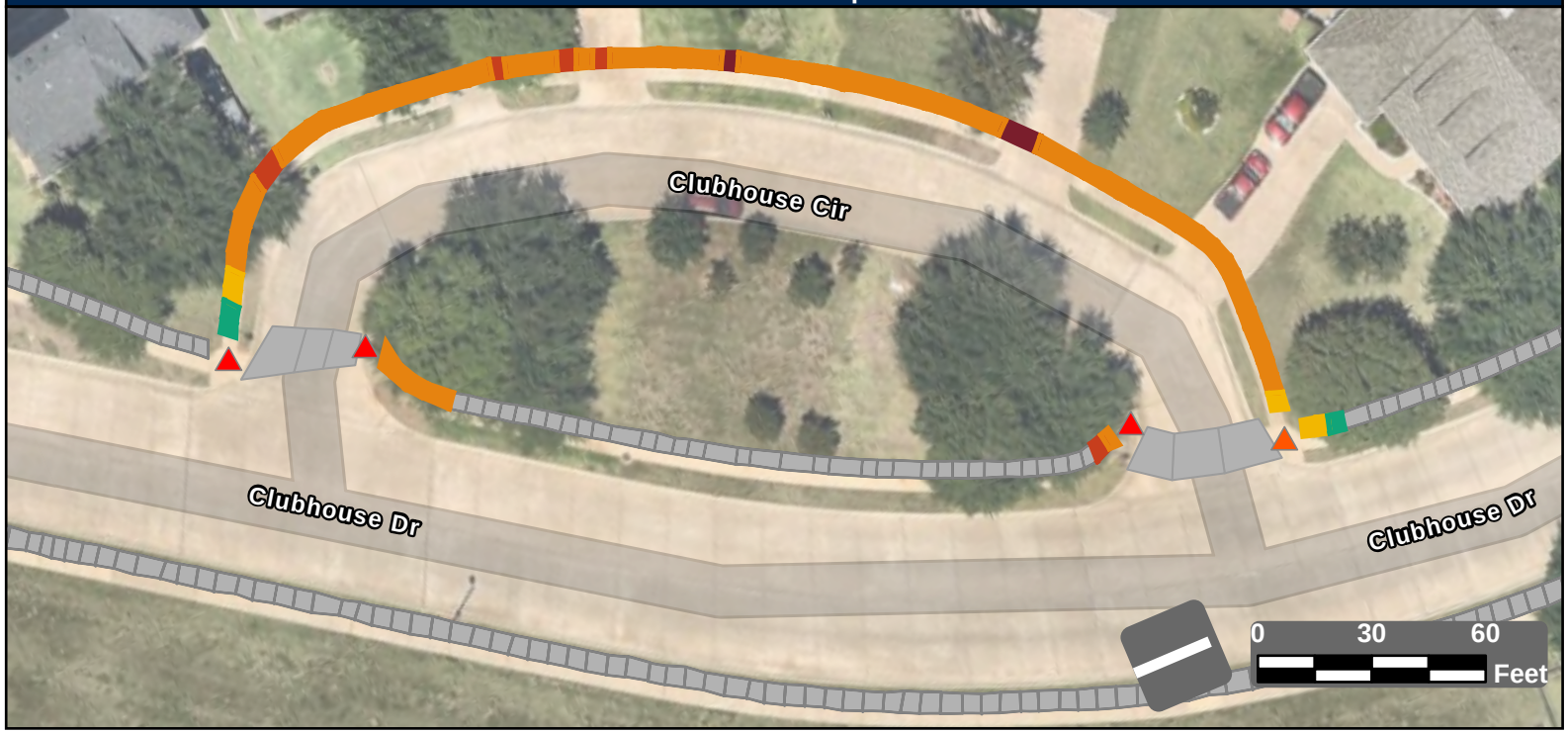

Facility Condition Summary

Sidewalks

Barrier Priority	Length (yd)		Cost
1	14	$	1,010
2	26	$	1,851
3	305	$	22,025
4	15	$	1,144
5	10	$	489
Total	369	$	26,519

Curb Ramps

Barrier Priority	Quantity		Cost
1	3	$	17,850
2	1	$	5,950
3	0	$	0
4	0	$	0
5	0	$	0
Total	4	$	23,800

Crosswalks

Barrier Priority	Length (yd)		Cost
1	0	$	0
2	0	$	0
3	0	$	0
4	0	$	0
5	0	$	0
Total	0	$	0

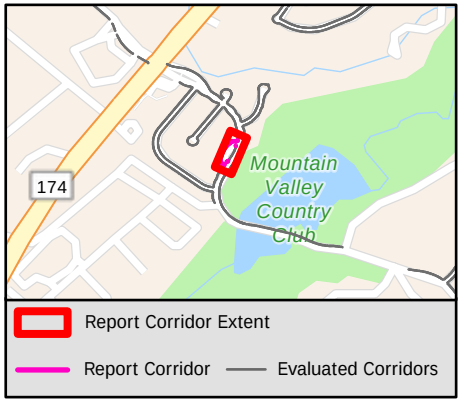

Sidewalk Barrier Summary

Pole	Quantity:	0
Fire Hydrant	Quantity:	0
Vault	Quantity:	0
Vegetation	Quantity:	0
Sign	Quantity:	0
Other	Quantity:	0

Missing Curb Ramps

Symbol	Quantity		Cost
	0	$	0

Curb Ramps Shown in Other Reports

Symbol	Quantity	Cost
	0	Other Report

Conceptual Budget Estimate Disclaimer

This "cost report" assigns a conceptual budget estimate to resolve non-compliance issues and was developed for planning purposes only. Kimley-Horn has no control over the cost of labor, materials, equipment, or over the Contractor's methods of determining prices or over competitive bidding or market conditions. Opinions of probable costs provided herein are based on the information known to Kimley-Horn at this time and represent only Kimley-Horn's judgment as a design professional familiar with the construction industry. Kimley-Horn cannot and does not guarantee that proposals, bids, or actual construction costs will not vary from its opinions of probable costs.

Sidewalk Barrier Conceptual Budget Summary

Sidewalk barriers are displayed for visual purposes only. Their associated costs are stored in the s yer, which is costed panel-by-panel in the Facility Priority Summary.

PROW Sidewalk Corridor Compliance Summary

Corridor

CLUBHOUSE DR

Corridor Score & Severity

Score: 4

MEDIUM

Corridor Cost Summary

Facility Type		Cost
Sidewalk	$	420,847
Crosswalks	$	64,316
Curb Ramps	$	74,950
Missing Ramps	$	98,000

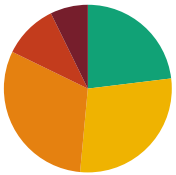

Sidewalk Barrier Priority Distribution

Priority	Percentage (%)
1	7%
2	11%
3	31%
4	28%
5	23%

Corridor Map

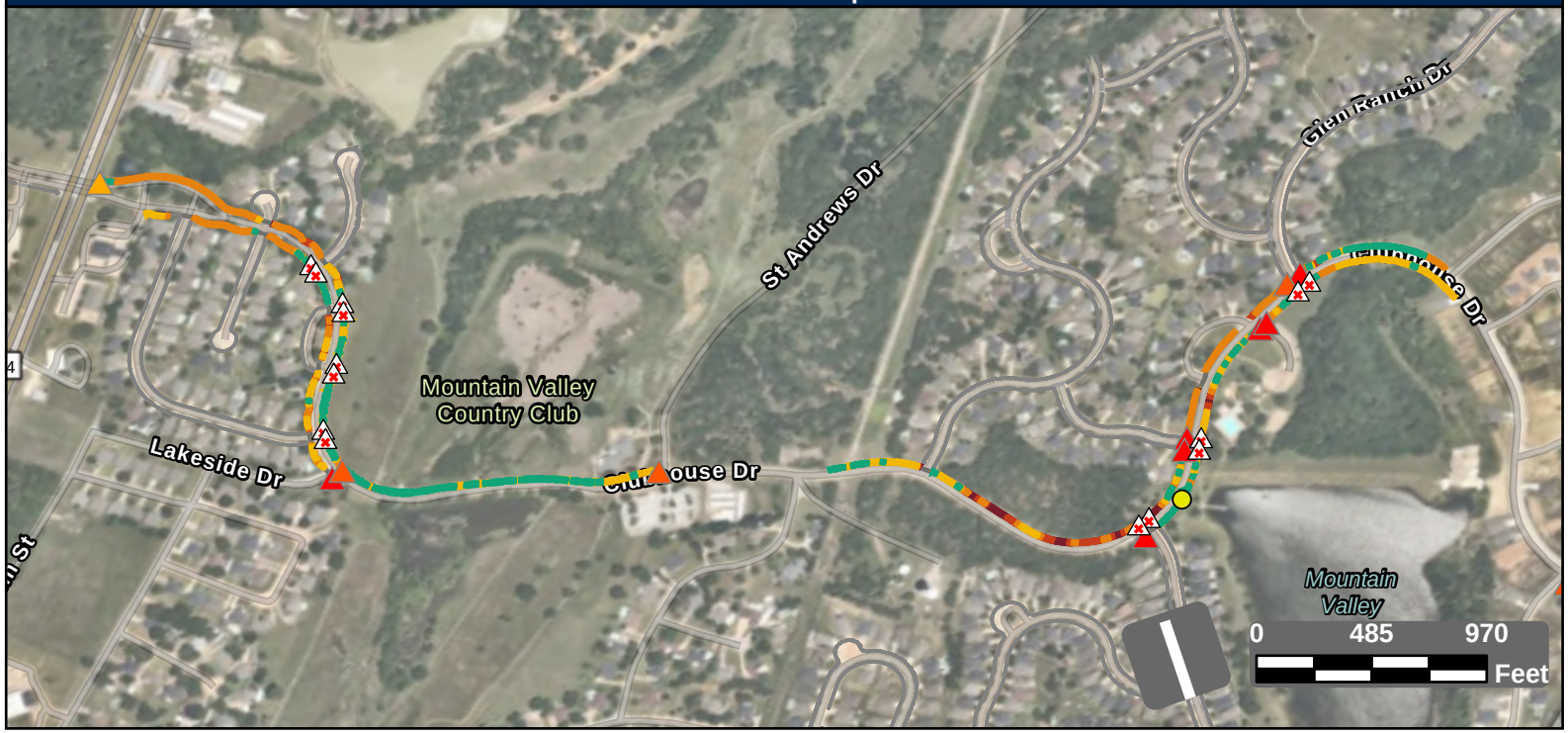

Facility Condition Summary

Sidewalks

Barrier Priority	Length (yd)		Cost
1	568	$	40,343
2	826	$	56,337
3	2,405	$	174,104
4	2,224	$	122,433
5	1,805	$	27,629
Total	7,827	$	420,847

Curb Ramps

Barrier Priority	Quantity		Cost
1	7	$	44,650
2	4	$	28,300
3	1	$	2,000
4	0	$	0
5	0	$	0
Total	12	$	74,950

Crosswalks

Barrier Priority	Length (yd)		Cost
1	0	$	0
2	30	$	6,038
3	174	$	9,157
4	436	$	49,121
5	201	$	
Total	841	$	64,316

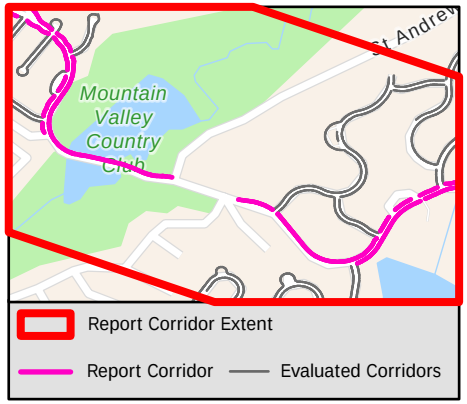

Sidewalk Barrier Summary

Pole	Quantity:	0
Fire Hydrant	Quantity:	0
Vault	Quantity:	0
Vegetation	Quantity:	0
Sign	Quantity:	0
Other	Quantity:	1

Missing Curb Ramps

Symbol	Quantity		Cost
	14	$	98,000

Curb Ramps Shown in Other Reports

Symbol	Quantity	Cost
	0	Other Report

Conceptual Budget Estimate Disclaimer

This "cost report" assigns a conceptual budget estimate to resolve non-compliance issues and was developed for planning purposes only. Kimley-Horn has no control over the cost of labor, materials, equipment, or over the Contractor's methods of determining prices or over competitive bidding or market conditions. Opinions of probable costs provided herein are based on the information known to Kimley-Horn at this time and represent only Kimley-Horn's judgment as a design professional familiar with the construction industry. Kimley-Horn cannot and does not guarantee that proposals, bids, or actual construction costs will not vary from its opinions of probable costs.

Sidewalk Barrier Conceptual Budget Summary

Sidewalk barriers are displayed for visual purposes only. Their associated costs are stored in the s yer, which is costed panel-by-panel in the Facility Priority Summary.

PROW Sidewalk Corridor Compliance Summary

Corridor

COLLETT ST

Corridor Score & Severity

Score: 5

LOW

Corridor Cost Summary

Facility Type		Cost
Sidewalk	$	30,409
Crosswalks	$	
Curb Ramps	$	8,950
Missing Ramps	$	7,000

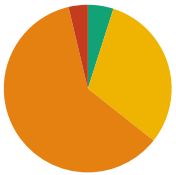

Sidewalk Barrier Priority Distribution

Priority	Percentage (%)
1	0%
2	4%
3	61%
4	31%
5	5%

Corridor Map

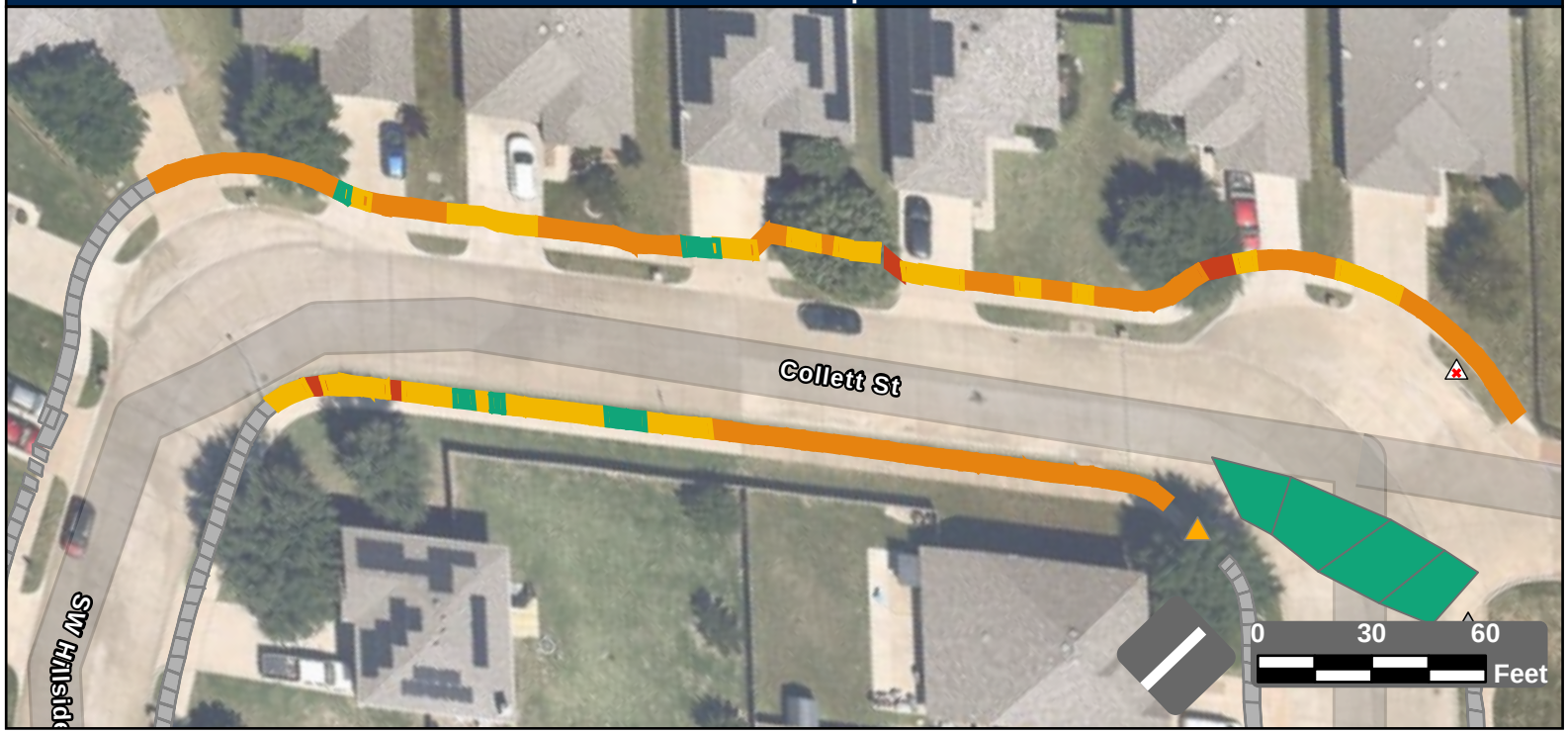

Facility Condition Summary

Sidewalks

Barrier Priority	Length (yd)		Cost
1	0	$	0
2	20	$	1,285
3	323	$	23,320
4	164	$	3,912
5	26	$	1,893
Total	532	$	30,409

Curb Ramps

Barrier Priority	Quantity		Cost
1	0	$	0
2	0	$	0
3	1	$	8,950
4	0	$	0
5	0	$	0
Total	1	$	8,950

Crosswalks

Barrier Priority	Length (yd)		Cost
1	0	$	0
2	0	$	0
3	0	$	0
4	0	$	0
5	177	$	
Total	177	$	

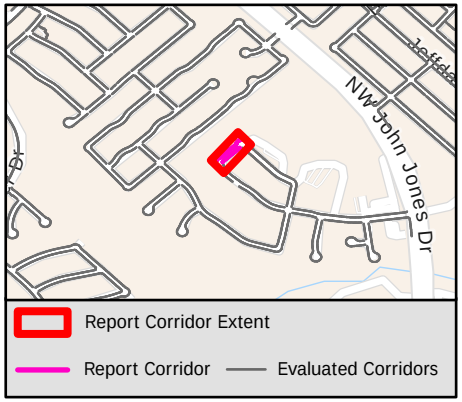

Sidewalk Barrier Summary

Pole	Quantity:	0
Fire Hydrant	Quantity:	0
Vault	Quantity:	0
Vegetation	Quantity:	0
Sign	Quantity:	0
Other	Quantity:	0

Missing Curb Ramps

Symbol	Quantity		Cost
	1	$	7,000

Curb Ramps Shown in Other Reports

Symbol	Quantity	Cost
	1	Other Report

Conceptual Budget Estimate Disclaimer

This "cost report" assigns a conceptual budget estimate to resolve non-compliance issues and was developed for planning purposes only. Kimley-Horn has no control over the cost of labor, materials, equipment, or over the Contractor's methods of determining prices or over competitive bidding or market conditions. Opinions of probable costs provided herein are based on the information known to Kimley-Horn at this time and represent only Kimley-Horn's judgment as a design professional familiar with the construction industry. Kimley-Horn cannot and does not guarantee that proposals, bids, or actual construction costs will not vary from its opinions of probable costs.

Sidewalk Barrier Conceptual Budget Summary

Sidewalk barriers are displayed for visual purposes only. Their associated costs are stored in the s yer, which is costed panel-by-panel in the Facility Priority Summary.

PROW Sidewalk Corridor Compliance Summary

Corridor

COLORADO CT

Corridor Score & Severity

Score: 5

LOW

Corridor Cost Summary

Facility Type		Cost
Sidewalk	$	48,404
Crosswalks	$	
Curb Ramps	$	9,400
Missing Ramps	$	0

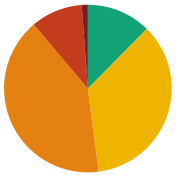

Sidewalk Barrier Priority Distribution

Priority	Percentage (%)
1	1%
2	10%
3	41%
4	36%
5	12%

Corridor Map

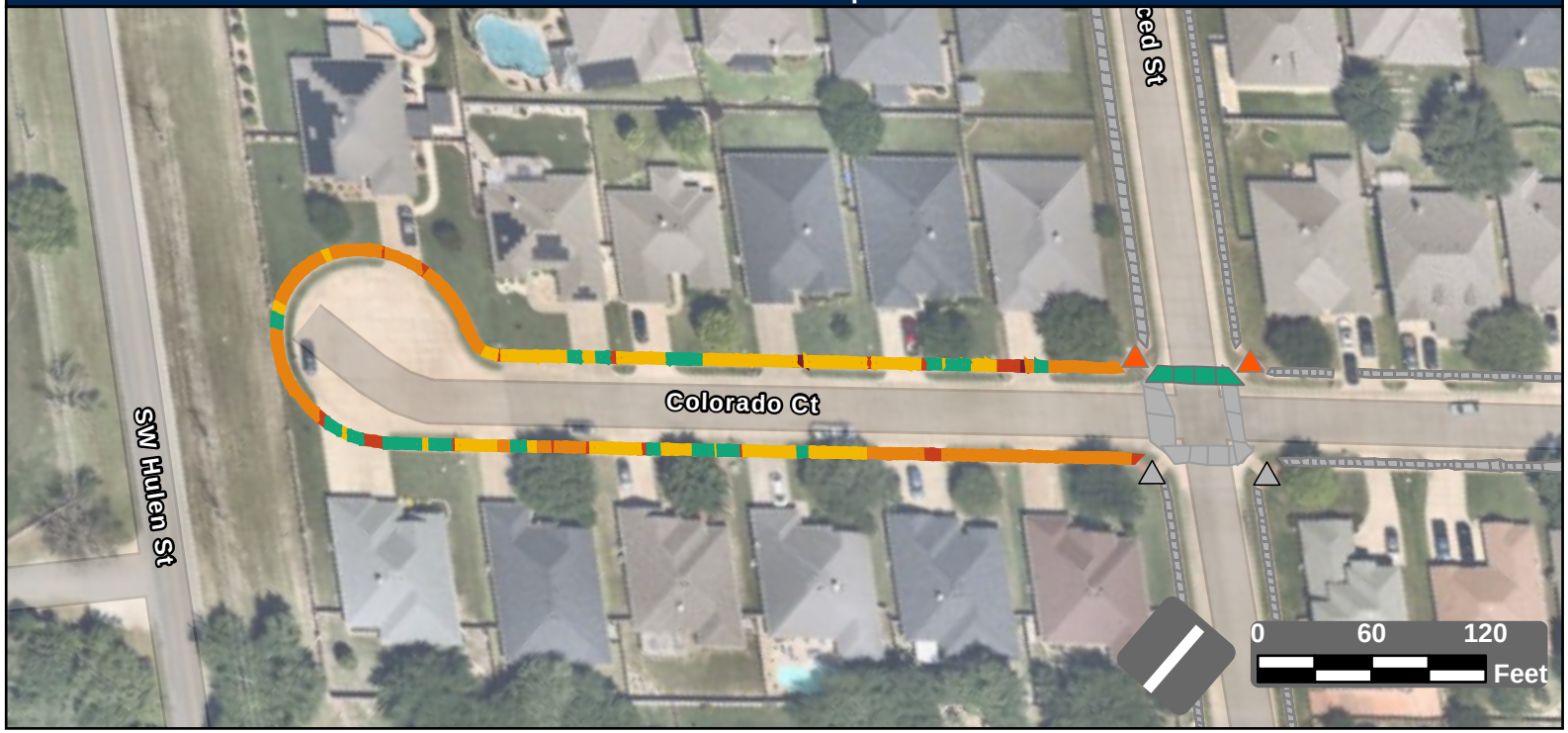

Facility Condition Summary

Sidewalks

Barrier Priority	Length (yd)		Cost
1	10	$	694
2	81	$	5,389
3	331	$	23,935
4	288	$	11,131
5	100	$	7,255
Total	811	$	48,404

Curb Ramps

Barrier Priority	Quantity		Cost
1	0	$	0
2	2	$	9,400
3	0	$	0
4	0	$	0
5	0	$	0
Total	2	$	9,400

Crosswalks

Barrier Priority	Length (yd)		Cost
1	0	$	0
2	0	$	0
3	0	$	0
4	0	$	0
5	50	$	
Total	50	$	

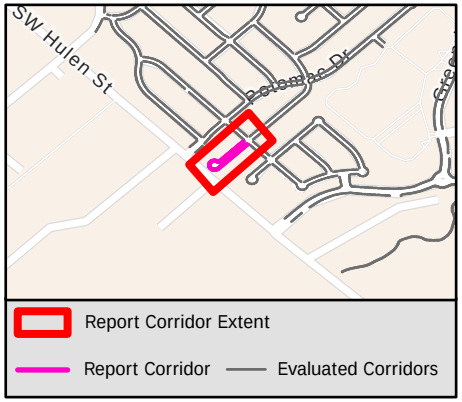

Sidewalk Barrier Summary

Pole	Quantity:	0
Fire Hydrant	Quantity:	0
Vault	Quantity:	0
Vegetation	Quantity:	0
Sign	Quantity:	0
Other	Quantity:	0

Missing Curb Ramps

Symbol	Quantity		Cost
	0	$	0

Curb Ramps Shown in Other Reports

Symbol	Quantity	Cost
	2	Other Report

Conceptual Budget Estimate Disclaimer

This "cost report" assigns a conceptual budget estimate to resolve non-compliance issues and was developed for planning purposes only. Kimley-Horn has no control over the cost of labor, materials, equipment, or over the Contractor's methods of determining prices or over competitive bidding or market conditions. Opinions of probable costs provided herein are based on the information known to Kimley-Horn at this time and represent only Kimley-Horn's judgment as a design professional familiar with the construction industry. Kimley-Horn cannot and does not guarantee that proposals, bids, or actual construction costs will not vary from its opinions of probable costs.

Sidewalk Barrier Conceptual Budget Summary

Sidewalk barriers are displayed for visual purposes only. Their associated costs are stored in the s yer, which is costed panel-by-panel in the Facility Priority Summary.

PROW Sidewalk Corridor Compliance Summary

Corridor

COLORADO DR

Corridor Score & Severity

Score: 5

LOW

Corridor Cost Summary

Facility Type		Cost
Sidewalk	$	151,797
Crosswalks	$	1,624
Curb Ramps	$	58,100
Missing Ramps	$	14,000



Sidewalk Barrier Priority Distribution

Priority	Percentage (%)
1	9%
2	7%
3	40%
4	18%
5	26%

Corridor Map

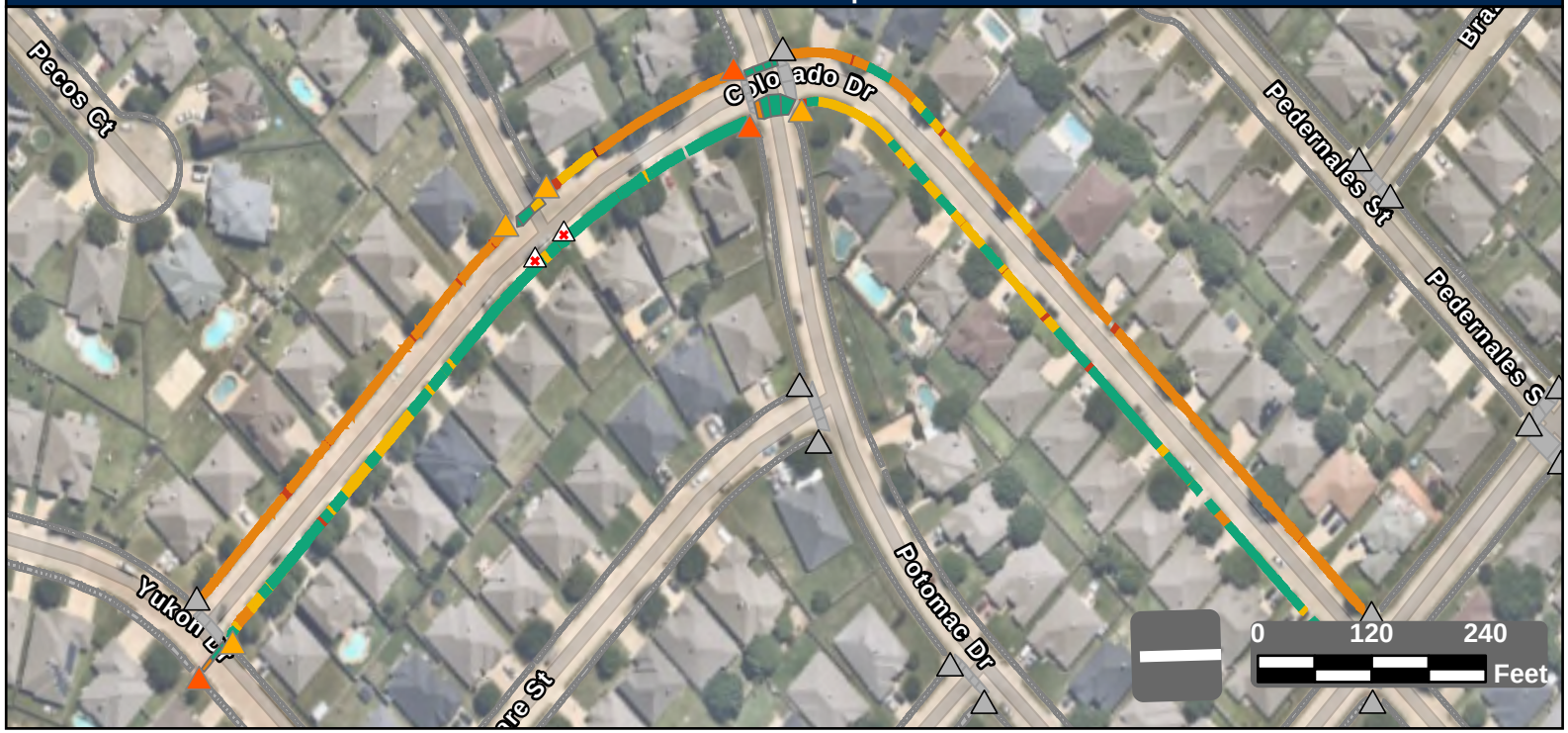

Facility Condition Summary

Sidewalks

Barrier Priority	Length (yd)		Cost
1	244	$	17,408
2	205	$	12,579
3	1,146	$	83,102
4	505	$	22,159
5	744	$	16,550
Total	2,843	$	151,797

Curb Ramps

Barrier Priority	Quantity		Cost
1	0	$	0
2	4	$	31,300
3	4	$	26,800
4	0	$	0
5	0	$	0
Total	8	$	58,100

Crosswalks

Barrier Priority	Length (yd)		Cost
1	0	$	0
2	0	$	0
3	25	$	0
4	16	$	1,624
5	189	$	
Total	230	$	1,624

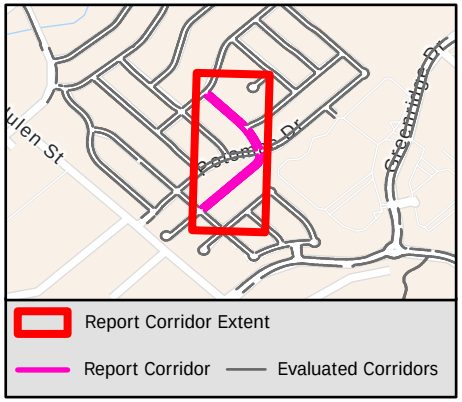

Sidewalk Barrier Summary

Pole	Quantity:	0
Fire Hydrant	Quantity:	0
Vault	Quantity:	0
Vegetation	Quantity:	0
Sign	Quantity:	0
Other	Quantity:	0

Missing Curb Ramps

Symbol	Quantity		Cost
	2	$	14,000

Curb Ramps Shown in Other Reports

Symbol	Quantity	Cost
	14	Other Report

Conceptual Budget Estimate Disclaimer

This "cost report" assigns a conceptual budget estimate to resolve non-compliance issues and was developed for planning purposes only. Kimley-Horn has no control over the cost of labor, materials, equipment, or over the Contractor's methods of determining prices or over competitive bidding or market conditions. Opinions of probable costs provided herein are based on the information known to Kimley-Horn at this time and represent only Kimley-Horn's judgment as a design professional familiar with the construction industry. Kimley-Horn cannot and does not guarantee that proposals, bids, or actual construction costs will not vary from its opinions of probable costs.

Sidewalk Barrier Conceptual Budget Summary

Sidewalk barriers are displayed for visual purposes only. Their associated costs are stored in the s yer, which is costed panel-by-panel in the Facility Priority Summary.

PROW Sidewalk Corridor Compliance Summary

Corridor

COMMERCIAL BLVD

Corridor Score & Severity

Score: 4

MEDIUM

Corridor Cost Summary

Facility Type		Cost
Sidewalk	$	33,223
Crosswalks	$	22,750
Curb Ramps	$	29,250
Missing Ramps	$	0

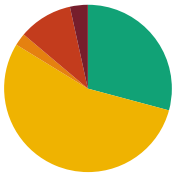

Sidewalk Barrier Priority Distribution

Priority	Percentage (%)
1	3%
2	10%
3	2%
4	55%
5	29%

Corridor Map

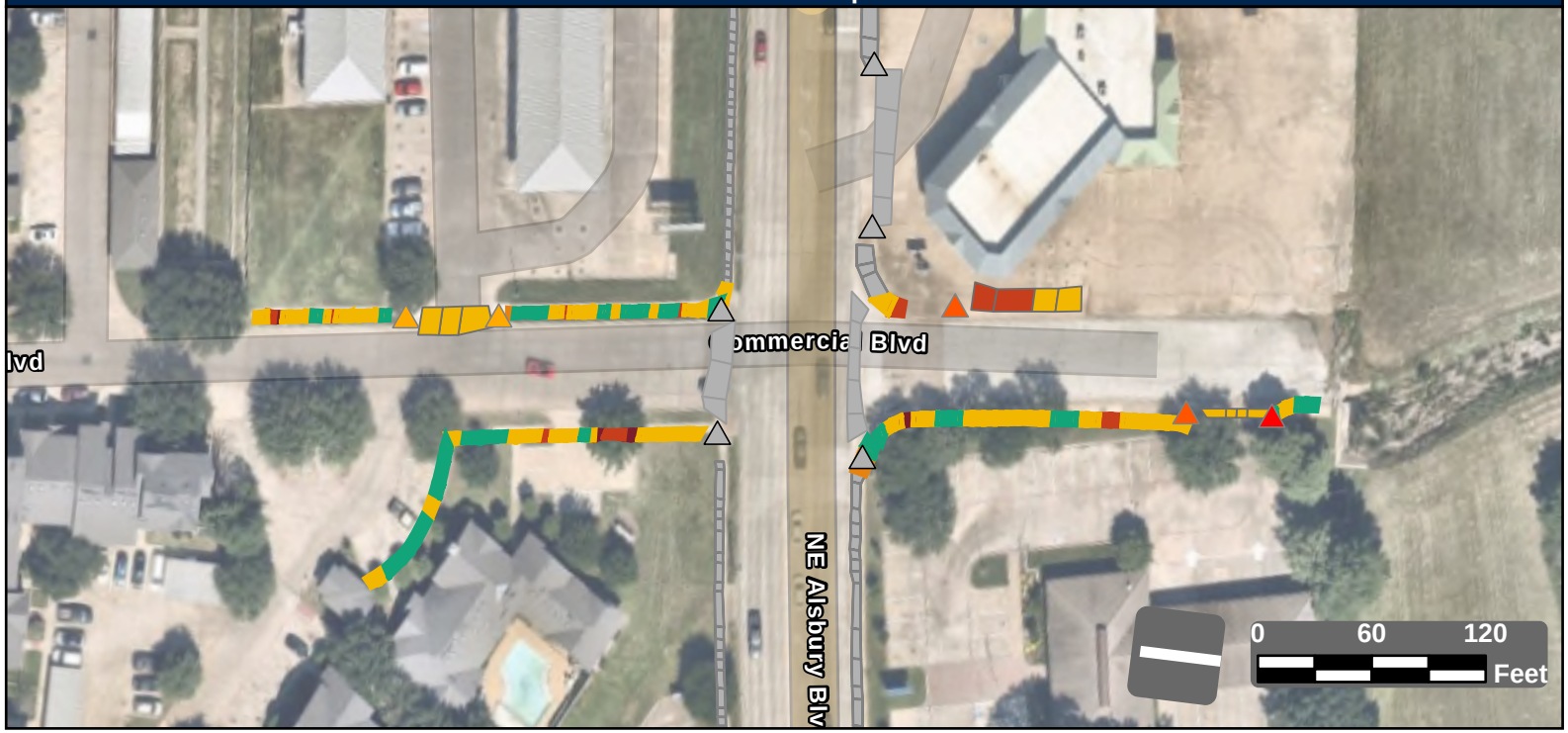

Facility Condition Summary

Sidewalks

Barrier Priority	Length (yd)		Cost
1	20	$	1,345
2	61	$	4,172
3	14	$	1,482
4	323	$	21,559
5	173	$	4,665
Total	592	$	33,223

Curb Ramps

Barrier Priority	Quantity		Cost
1	1	$	5,950
2	2	$	13,400
3	2	$	9,900
4	0	$	0
5	0	$	0
Total	5	$	29,250

Crosswalks

Barrier Priority	Length (yd)		Cost
1	0	$	0
2	82	$	8,055
3	0	$	0
4	155	$	14,695
5	0	$	0
Total	237	$	22,750

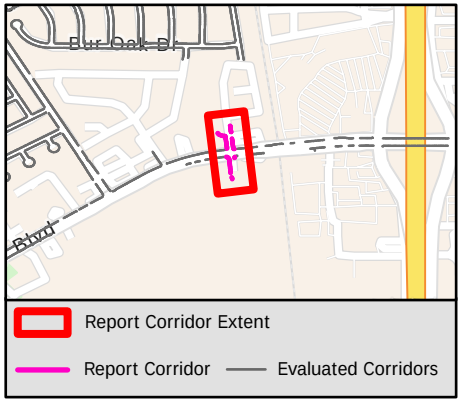

Sidewalk Barrier Summary

Pole	Quantity:	0
Fire Hydrant	Quantity:	0
Vault	Quantity:	0
Vegetation	Quantity:	0
Sign	Quantity:	0
Other	Quantity:	0

Missing Curb Ramps

Symbol	Quantity		Cost
	0	$	0

Curb Ramps Shown in Other Reports

Symbol	Quantity	Cost
	5	Other Report

Conceptual Budget Estimate Disclaimer

This "cost report" assigns a conceptual budget estimate to resolve non-compliance issues and was developed for planning purposes only. Kimley-Horn has no control over the cost of labor, materials, equipment, or over the Contractor's methods of determining prices or over competitive bidding or market conditions. Opinions of probable costs provided herein are based on the information known to Kimley-Horn at this time and represent only Kimley-Horn's judgment as a design professional familiar with the construction industry. Kimley-Horn cannot and does not guarantee that proposals, bids, or actual construction costs will not vary from its opinions of probable costs.

Sidewalk Barrier Conceptual Budget Summary

Sidewalk barriers are displayed for visual purposes only. Their associated costs are stored in the s yer, which is costed panel-by-panel in the Facility Priority Summary.

PROW Sidewalk Corridor Compliance Summary

Item B.

Corridor

COMMONS DR

Corridor Score & Severity

Score: 5 5

LOW LOW

Corridor Cost Summary

Facility Type		Cost
Sidewalk	$	34,194
Crosswalks	$	3,183
Curb Ramps	$	28,300
Missing Ramps	$	0

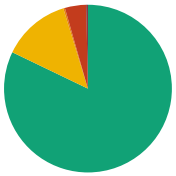

Sidewalk Barrier Priority Distribution

Priority	Percentage (%)
1	0%
2	4%
3	1%
4	30%
5	66%

Corridor Map



Facility Condition Summary

Sidewalks

Barrier Priority	Length (yd)		Cost
1	5	$	193
2	128	$	7,896
3	40	$	3,042
4	1,066	$	35,543
5	2,361	$	23,758
Total	1,617	$	34,194

Curb Ramps

Barrier Priority	Quantity		Cost
1	2	$	13,400
2	8	$	50,100
3	8	$	29,100
4	1	$	5,950
5	2	$	0
Total	4	$	28,300

Crosswalks

Barrier Priority	Length (yd)		Cost
1	0	$	0
2	20	$	2,448
3	0	$	0
4	42	$	735
5	593	$	0
Total	256	$	

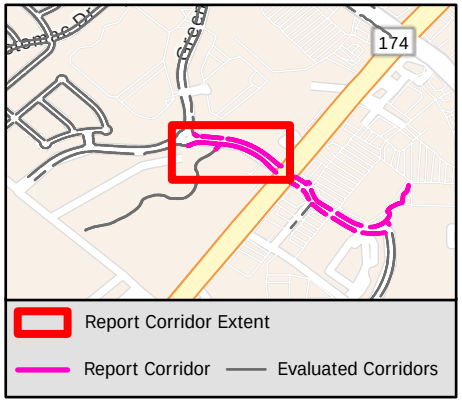

Sidewalk Barrier Summary

Pole	Quantity:	0
Fire Hydrant	Quantity:	0
Vault	Quantity:	0
Vegetation	Quantity:	0
Sign	Quantity:	0
Other	Quantity:	0

Missing Curb Ramps

Symbol	Quantity		Cost
	0	$	0

Curb Ramps Shown in Other Reports

Symbol	Quantity	Cost
	4	Other Report

Conceptual Budget Estimate Disclaimer

This "cost report" assigns a conceptual budget estimate to resolve non-compliance issues and was developed for planning purposes only. Kimley-Horn has no control over the cost of labor, materials, equipment, or over the Contractor's methods of determining prices or over competitive bidding or market conditions. Opinions of probable costs provided herein are based on the information known to Kimley-Horn at this time and represent only Kimley-Horn's judgment as a design professional familiar with the construction industry. Kimley-Horn cannot and does not guarantee that proposals, bids, or actual construction costs will not vary from its opinions of probable costs.

Sidewalk Barrier Conceptual Budget Summary

Sidewalk barriers are displayed for visual purposes only. Their associated costs are stored in the s yer, which is costed panel-by-panel in the Facility Priority Summary.

1758

PROW Sidewalk Corridor Compliance Summary

Corridor

COMMONS DR

Corridor Score & Severity

Score: 5 5

LOW LOW

Corridor Cost Summary

Facility Type		Cost
Sidewalk	$	42,765
Crosswalks	$	3,183
Curb Ramps	$	70,250
Missing Ramps	$	0

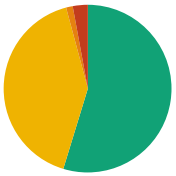

Sidewalk Barrier Priority Distribution

Priority	Percentage (%)
1	0%
2	4%
3	1%
4	30%
5	66%

Corridor Map

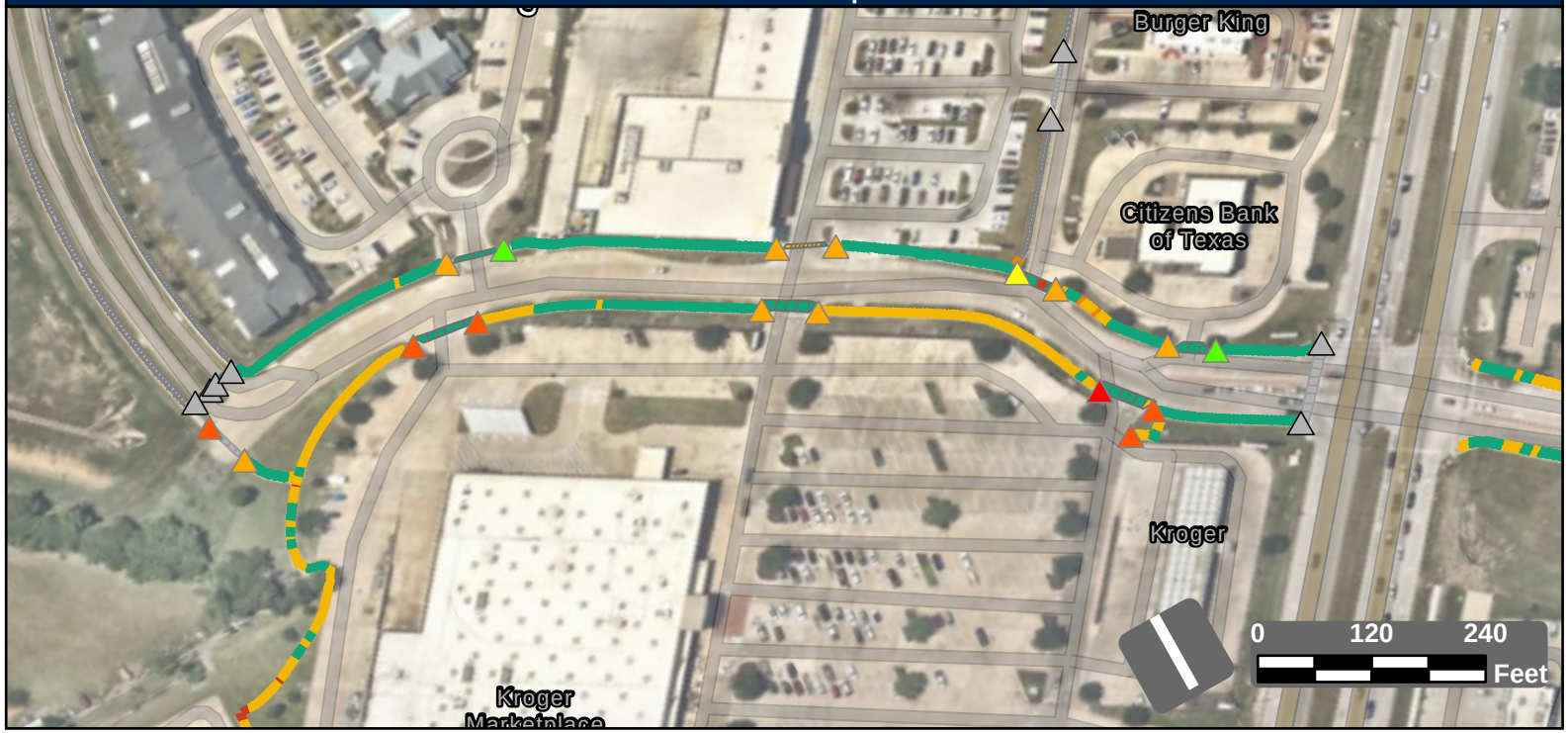

Facility Condition Summary

Sidewalks

Barrier Priority	Length (yd)		Cost
1	5	$	193
2	128	$	7,896
3	40	$	3,042
4	1,066	$	35,543
5	2,361	$	23,758
Total	1,999	$	42,765

Curb Ramps

Barrier Priority	Quantity		Cost
1	2	$	13,400
2	8	$	50,100
3	8	$	29,100
4	1	$	5,950
5	2	$	0
Total	17	$	70,250

Crosswalks

Barrier Priority	Length (yd)		Cost
1	0	$	0
2	20	$	2,448
3	0	$	0
4	42	$	735
5	593	$	0
Total	398	$	3,183

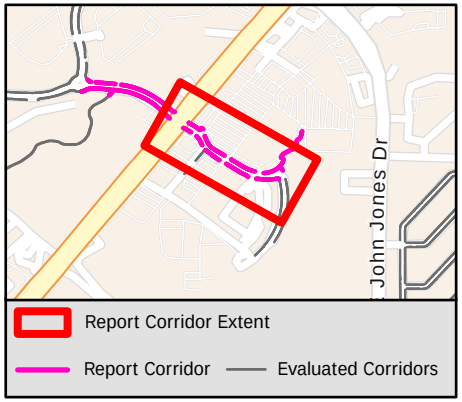

Sidewalk Barrier Summary

Pole	Quantity:	0
Fire Hydrant	Quantity:	0
Vault	Quantity:	0
Vegetation	Quantity:	0
Sign	Quantity:	0
Other	Quantity:	0

Missing Curb Ramps

Symbol	Quantity		Cost
	0	$	0

Curb Ramps Shown in Other Reports

Symbol	Quantity	Cost
	8	Other Report

Conceptual Budget Estimate Disclaimer

This "cost report" assigns a conceptual budget estimate to resolve non-compliance issues and was developed for planning purposes only. Kimley-Horn has no control over the cost of labor, materials, equipment, or over the Contractor's methods of determining prices or over competitive bidding or market conditions. Opinions of probable costs provided herein are based on the information known to Kimley-Horn at this time and represent only Kimley-Horn's judgment as a design professional familiar with the construction industry. Kimley-Horn cannot and does not guarantee that proposals, bids, or actual construction costs will not vary from its opinions of probable costs.

Sidewalk Barrier Conceptual Budget Summary

Sidewalk barriers are displayed for visual purposes only. Their associated costs are stored in the s yer, which is costed panel-by-panel in the Facility Priority Summary.

1759

PROW Sidewalk Corridor Compliance Summary

Corridor

CONNER CIR

Corridor Score & Severity

Score: 3

MEDIUM

Corridor Cost Summary

Facility Type		Cost
Sidewalk	$	18,127
Crosswalks	$	0
Curb Ramps	$	11,900
Missing Ramps	$	0

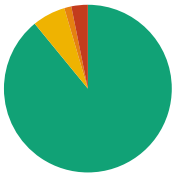

Sidewalk Barrier Priority Distribution

Priority	Percentage (%)
1	0%
2	3%
3	1%
4	6%
5	89%

Corridor Map



Facility Condition Summary

Sidewalks

Barrier Priority	Length (yd)		Cost
1	0	$	0
2	43	$	2,567
3	18	$	1,335
4	87	$	4,316
5	1,209	$	9,907
Total	1,358	$	18,127

Curb Ramps

Barrier Priority	Quantity		Cost
1	0	$	0
2	0	$	0
3	2	$	11,900
4	0	$	0
5	0	$	0
Total	2	$	11,900

Crosswalks

Barrier Priority	Length (yd)		Cost
1	0	$	0
2	0	$	0
3	0	$	0
4	0	$	0
5	0	$	0
Total	0	$	0

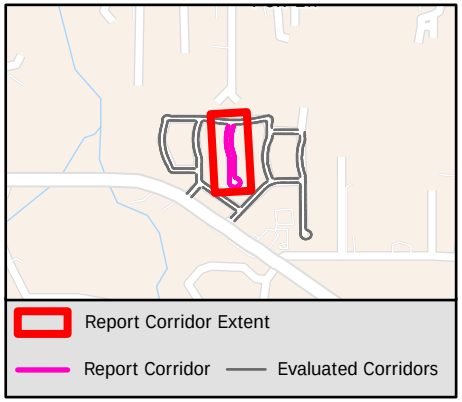

Sidewalk Barrier Summary

Pole	Quantity:	0
Fire Hydrant	Quantity:	0
Vault	Quantity:	0
Vegetation	Quantity:	0
Sign	Quantity:	0
Other	Quantity:	0

Missing Curb Ramps

Symbol	Quantity		Cost
	0	$	0

Curb Ramps Shown in Other Reports

Symbol	Quantity	Cost
	1	Other Report

Conceptual Budget Estimate Disclaimer

This "cost report" assigns a conceptual budget estimate to resolve non-compliance issues and was developed for planning purposes only. Kimley-Horn has no control over the cost of labor, materials, equipment, or over the Contractor's methods of determining prices or over competitive bidding or market conditions. Opinions of probable costs provided herein are based on the information known to Kimley-Horn at this time and represent only Kimley-Horn's judgment as a design professional familiar with the construction industry. Kimley-Horn cannot and does not guarantee that proposals, bids, or actual construction costs will not vary from its opinions of probable costs.

Sidewalk Barrier Conceptual Budget Summary

Sidewalk barriers are displayed for visual purposes only. Their associated costs are stored in the s[illegible]yer, which is costed panel-by-panel in the Facility Priority Summary.

1760

PROW Sidewalk Corridor Compliance Summary

Corridor

CONNIE ST

Corridor Score & Severity

Score: 5

LOW

Corridor Cost Summary

Facility Type		Cost
Sidewalk	$	66,507
Crosswalks	$	
Curb Ramps	$	17,900
Missing Ramps	$	0

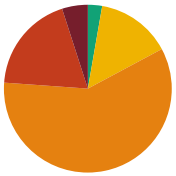

Sidewalk Barrier Priority Distribution

Priority	Percentage (%)
1	5%
2	19%
3	59%
4	14%
5	3%

Corridor Map



Facility Condition Summary

Sidewalks

Barrier Priority	Length (yd)		Cost
1	46	$	3,355
2	176	$	12,706
3	550	$	39,694
4	134	$	9,393
5	26	$	1,359
Total	932	$	66,507

Curb Ramps

Barrier Priority	Quantity		Cost
1	0	$	0
2	2	$	17,900
3	0	$	0
4	0	$	0
5	0	$	0
Total	2	$	17,900

Crosswalks

Barrier Priority	Length (yd)		Cost
1	0	$	0
2	0	$	0
3	0	$	0
4	0	$	0
5	46	$	
Total	46	$	

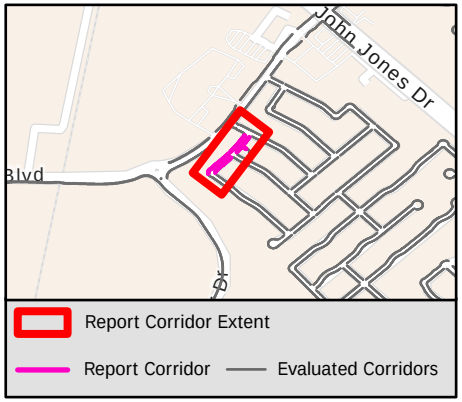

Sidewalk Barrier Summary

Pole	Quantity:	0
Fire Hydrant	Quantity:	0
Vault	Quantity:	0
Vegetation	Quantity:	0
Sign	Quantity:	0
Other	Quantity:	0

Missing Curb Ramps

Symbol	Quantity		Cost
	0	$	0

Curb Ramps Shown in Other Reports

Symbol	Quantity	Cost
	5	Other Report

Conceptual Budget Estimate Disclaimer

This "cost report" assigns a conceptual budget estimate to resolve non-compliance issues and was developed for planning purposes only. Kimley-Horn has no control over the cost of labor, materials, equipment, or over the Contractor's methods of determining prices or over competitive bidding or market conditions. Opinions of probable costs provided herein are based on the information known to Kimley-Horn at this time and represent only Kimley-Horn's judgment as a design professional familiar with the construction industry. Kimley-Horn cannot and does not guarantee that proposals, bids, or actual construction costs will not vary from its opinions of probable costs.

Sidewalk Barrier Conceptual Budget Summary

Sidewalk barriers are displayed for visual purposes only. Their associated costs are stored in the s yer, which is costed panel-by-panel in the Facility Priority Summary.

PROW Sidewalk Corridor Compliance Summary

Corridor

COPPERFIELD DR

Corridor Score & Severity

Score: 3
MEDIUM

Corridor Cost Summary

Facility Type		Cost
Sidewalk	$	37,905
Crosswalks	$	5,328
Curb Ramps	$	32,750
Missing Ramps	$	0

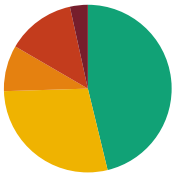

Sidewalk Barrier Priority Distribution

Priority	Percentage (%)
1	3%
2	13%
3	9%
4	28%
5	46%

Corridor Map



Facility Condition Summary

Sidewalks

Barrier Priority	Length (yd)		Cost
1	29	$	2,142
2	110	$	7,279
3	74	$	5,509
4	237	$	17,444
5	387	$	5,531
Total	837	$	37,905

Curb Ramps

Barrier Priority	Quantity		Cost
1	4	$	25,300
2	1	$	7,450
3	0	$	0
4	0	$	0
5	0	$	0
Total	5	$	32,750

Crosswalks

Barrier Priority	Length (yd)		Cost
1	0	$	0
2	0	$	0
3	0	$	0
4	41	$	5,328
5	45	$	
Total	86	$	5,328

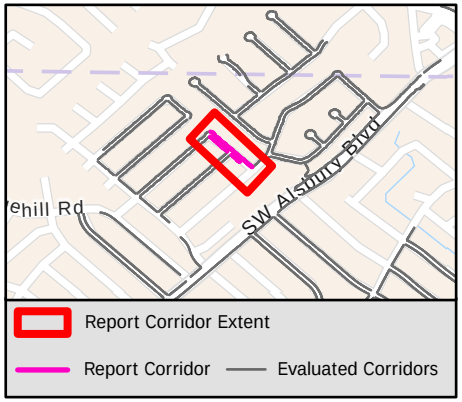

Sidewalk Barrier Summary

Pole	Quantity:	2
Fire Hydrant	Quantity:	0
Vault	Quantity:	0
Vegetation	Quantity:	0
Sign	Quantity:	0
Other	Quantity:	1

Missing Curb Ramps

Symbol	Quantity		Cost
	0	$	0

Curb Ramps Shown in Other Reports

Symbol	Quantity	Cost
	0	Other Report

Conceptual Budget Estimate Disclaimer

This "cost report" assigns a conceptual budget estimate to resolve non-compliance issues and was developed for planning purposes only. Kimley-Horn has no control over the cost of labor, materials, equipment, or over the Contractor's methods of determining prices or over competitive bidding or market conditions. Opinions of probable costs provided herein are based on the information known to Kimley-Horn at this time and represent only Kimley-Horn's judgment as a design professional familiar with the construction industry. Kimley-Horn cannot and does not guarantee that proposals, bids, or actual construction costs will not vary from its opinions of probable costs.

Sidewalk Barrier Conceptual Budget Summary

Sidewalk barriers are displayed for visual purposes only. Their associated costs are stored in the s 1762 yer, which is costed panel-by-panel in the Facility Priority Summary.

PROW Sidewalk Corridor Compliance Summary

Corridor

CORAL VINE LN

Corridor Score & Severity

Score: 2

HIGH

Corridor Cost Summary

Facility Type		Cost
Sidewalk	$	261,401
Crosswalks	$	15,212
Curb Ramps	$	47,200
Missing Ramps	$	0

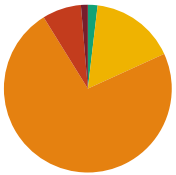

Sidewalk Barrier Priority Distribution

Priority	Percentage (%)
1	1%
2	7%
3	73%
4	16%
5	2%

Corridor Map

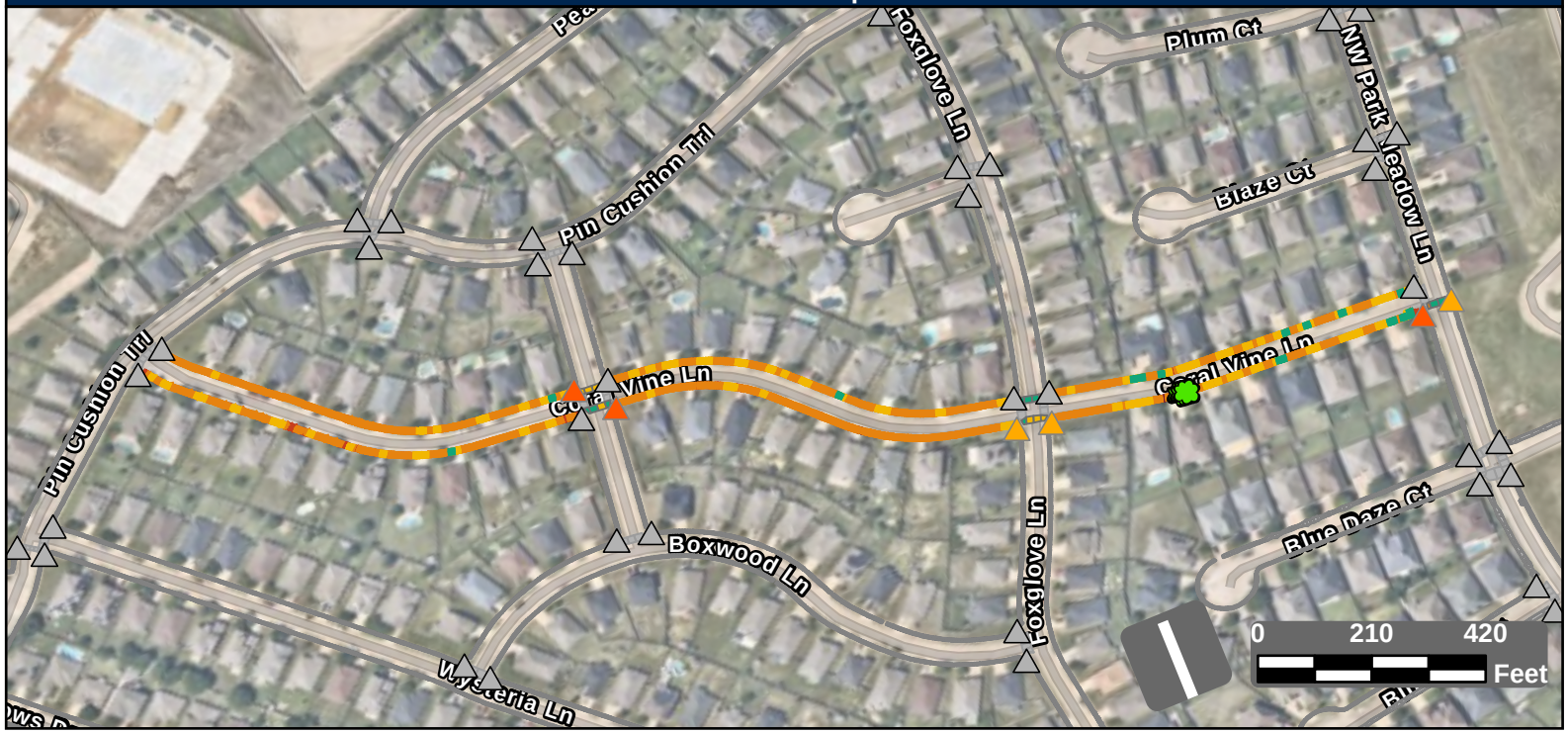

Facility Condition Summary

Sidewalks

Barrier Priority	Length (yd)		Cost
1	54	$	3,896
2	301	$	21,311
3	2,940	$	212,337
4	660	$	18,482
5	74	$	5,375
Total	4,029	$	261,401

Curb Ramps

Barrier Priority	Quantity		Cost
1	0	$	0
2	3	$	20,350
3	3	$	26,850
4	0	$	0
5	0	$	0
Total	6	$	47,200

Crosswalks

Barrier Priority	Length (yd)		Cost
1	0	$	0
2	0	$	0
3	6	$	0
4	120	$	15,212
5	160	$	0
Total	286	$	15,212

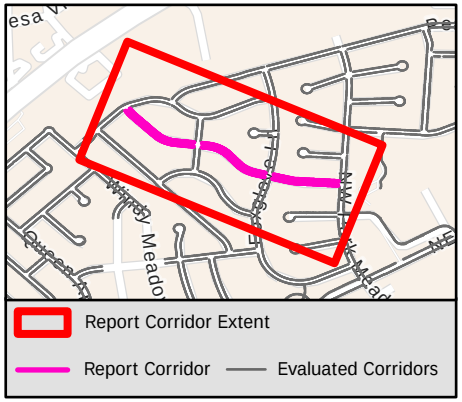

Sidewalk Barrier Summary

Pole	Quantity:	0
Fire Hydrant	Quantity:	0
Vault	Quantity:	0
Vegetation	Quantity:	3
Sign	Quantity:	0
Other	Quantity:	0

Missing Curb Ramps

Symbol	Quantity		Cost
	0	$	0

Curb Ramps Shown in Other Reports

Symbol	Quantity	Cost
	37	Other Report

Conceptual Budget Estimate Disclaimer

This "cost report" assigns a conceptual budget estimate to resolve non-compliance issues and was developed for planning purposes only. Kimley-Horn has no control over the cost of labor, materials, equipment, or over the Contractor's methods of determining prices or over competitive bidding or market conditions. Opinions of probable costs provided herein are based on the information known to Kimley-Horn at this time and represent only Kimley-Horn's judgment as a design professional familiar with the construction industry. Kimley-Horn cannot and does not guarantee that proposals, bids, or actual construction costs will not vary from its opinions of probable costs.

Sidewalk Barrier Conceptual Budget Summary

Sidewalk barriers are displayed for visual purposes only. Their associated costs are stored in the s yer, which is costed panel-by-panel in the Facility Priority Summary.

PROW Sidewalk Corridor Compliance Summary

Corridor

COTTONWOOD WAY

Corridor Score & Severity

Score: 3

MEDIUM

Corridor Cost Summary

Facility Type		Cost
Sidewalk	$	31,619
Crosswalks	$	0
Curb Ramps	$	0
Missing Ramps	$	0

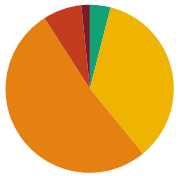

Sidewalk Barrier Priority Distribution

Priority	Percentage (%)
1	2%
2	7%
3	52%
4	35%
5	4%

Corridor Map

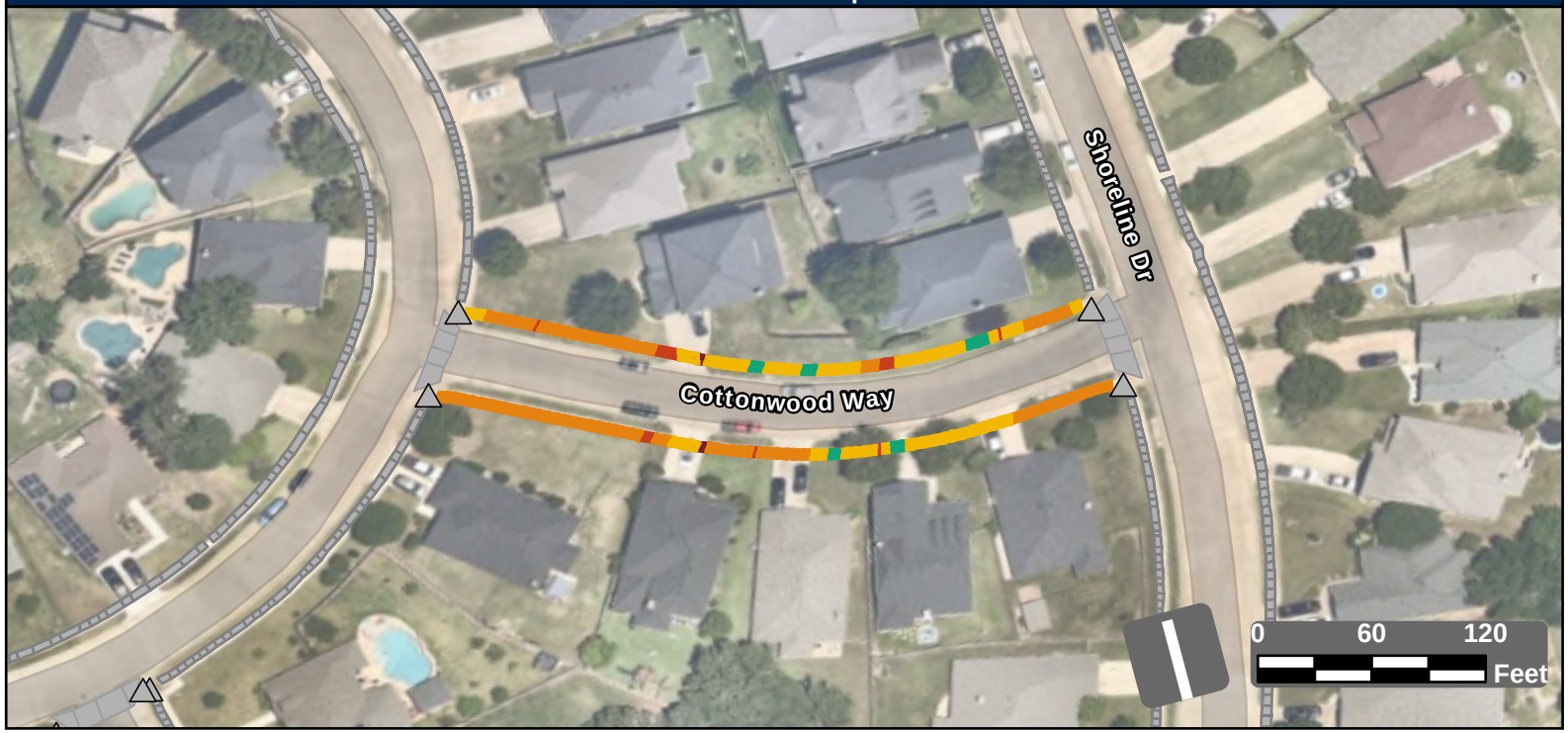

Facility Condition Summary

Sidewalks

Barrier Priority	Length (yd)		Cost
1	9	$	646
2	40	$	2,530
3	281	$	20,276
4	190	$	6,605
5	22	$	1,563
Total	542	$	31,619

Curb Ramps

Barrier Priority	Quantity		Cost
1	0	$	0
2	0	$	0
3	0	$	0
4	0	$	0
5	0	$	0
Total	0	$	0

Crosswalks

Barrier Priority	Length (yd)		Cost
1	0	$	0
2	0	$	0
3	0	$	0
4	0	$	0
5	0	$	0
Total	0	$	0

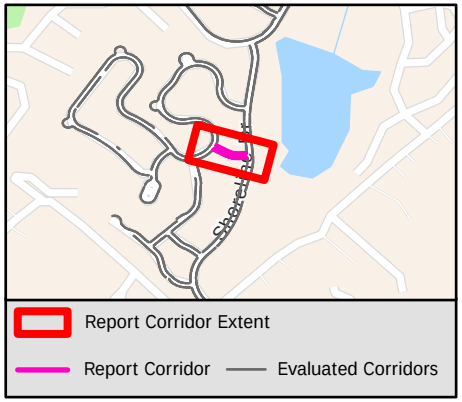

Sidewalk Barrier Summary

Pole	Quantity:	0
Fire Hydrant	Quantity:	0
Vault	Quantity:	0
Vegetation	Quantity:	0
Sign	Quantity:	0
Other	Quantity:	0

Missing Curb Ramps

Symbol	Quantity		Cost
	0	$	0

Curb Ramps Shown in Other Reports

Symbol	Quantity	Cost
	7	Other Report

Conceptual Budget Estimate Disclaimer

This "cost report" assigns a conceptual budget estimate to resolve non-compliance issues and was developed for planning purposes only. Kimley-Horn has no control over the cost of labor, materials, equipment, or over the Contractor's methods of determining prices or over competitive bidding or market conditions. Opinions of probable costs provided herein are based on the information known to Kimley-Horn at this time and represent only Kimley-Horn's judgment as a design professional familiar with the construction industry. Kimley-Horn cannot and does not guarantee that proposals, bids, or actual construction costs will not vary from its opinions of probable costs.

Sidewalk Barrier Conceptual Budget Summary

Sidewalk barriers are displayed for visual purposes only. Their associated costs are stored in the s yer, which is costed panel-by-panel in the Facility Priority Summary.

PROW Sidewalk Corridor Compliance Summary

Corridor

COULTER RD

Corridor Score & Severity

Score: 5

LOW

Corridor Cost Summary

Facility Type		Cost
Sidewalk	$	29,215
Crosswalks	$	
Curb Ramps	$	18,350
Missing Ramps	$	21,000

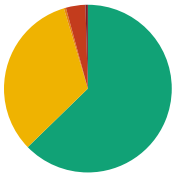

Sidewalk Barrier Priority Distribution

Priority	Percentage (%)
1	0%
2	4%
3	0%
4	33%
5	63%

Corridor Map



Facility Condition Summary

Sidewalks

Barrier Priority	Length (yd)		Cost
1	6	$	216
2	52	$	2,810
3	6	$	413
4	447	$	12,562
5	859	$	13,213
Total	1,369	$	29,215

Curb Ramps

Barrier Priority	Quantity		Cost
1	0	$	0
2	0	$	0
3	3	$	18,350
4	0	$	0
5	0	$	0
Total	3	$	18,350

Crosswalks

Barrier Priority	Length (yd)		Cost
1	0	$	0
2	0	$	0
3	0	$	0
4	0	$	0
5	89	$	
Total	89	$	

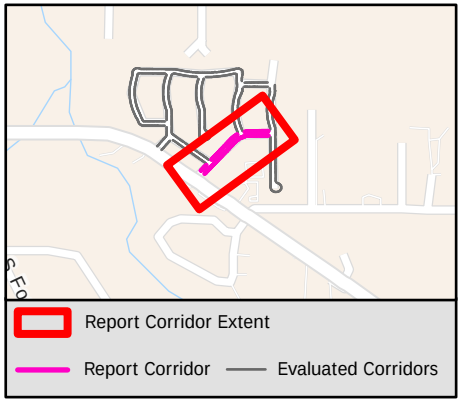

Sidewalk Barrier Summary

Pole	Quantity:	0
Fire Hydrant	Quantity:	0
Vault	Quantity:	0
Vegetation	Quantity:	0
Sign	Quantity:	0
Other	Quantity:	0

Missing Curb Ramps

Symbol	Quantity		Cost
	3	$	21,000

Curb Ramps Shown in Other Reports

Symbol	Quantity	Cost
	5	Other Report

Conceptual Budget Estimate Disclaimer

This "cost report" assigns a conceptual budget estimate to resolve non-compliance issues and was developed for planning purposes only. Kimley-Horn has no control over the cost of labor, materials, equipment, or over the Contractor's methods of determining prices or over competitive bidding or market conditions. Opinions of probable costs provided herein are based on the information known to Kimley-Horn at this time and represent only Kimley-Horn's judgment as a design professional familiar with the construction industry. Kimley-Horn cannot and does not guarantee that proposals, bids, or actual construction costs will not vary from its opinions of probable costs.

Sidewalk Barrier Conceptual Budget Summary

Sidewalk barriers are displayed for visual purposes only. Their associated costs are stored in the s yer, which is costed panel-by-panel in the Facility Priority Summary.

PROW Sidewalk Corridor Compliance Summary

Corridor

COUNTRY VISTA CIR

Corridor Score & Severity

Score: 1

HIGH

Corridor Cost Summary

Facility Type		Cost
Sidewalk	$	119,488
Crosswalks	$	0
Curb Ramps	$	0
Missing Ramps	$	0

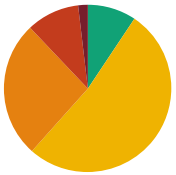

Sidewalk Barrier Priority Distribution

Priority	Percentage (%)
1	2%
2	10%
3	26%
4	52%
5	9%

Corridor Map



Facility Condition Summary

Sidewalks

Barrier Priority	Length (yd)		Cost
1	50	$	3,635
2	276	$	19,300
3	713	$	51,489
4	1,416	$	37,969
5	253	$	7,096
Total	2,710	$	119,488

Curb Ramps

Barrier Priority	Quantity		Cost
1	0	$	0
2	0	$	0
3	0	$	0
4	0	$	0
5	0	$	0
Total	0	$	0

Crosswalks

Barrier Priority	Length (yd)		Cost
1	0	$	0
2	0	$	0
3	0	$	0
4	0	$	0
5	0	$	0
Total	0	$	0

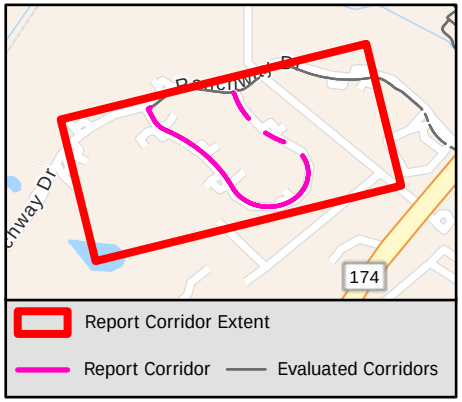

Sidewalk Barrier Summary

Pole	Quantity:	0
Fire Hydrant	Quantity:	0
Vault	Quantity:	0
Vegetation	Quantity:	0
Sign	Quantity:	0
Other	Quantity:	1

Missing Curb Ramps

Symbol	Quantity		Cost
	0	$	0

Curb Ramps Shown in Other Reports

Symbol	Quantity	Cost
	0	Other Report

Conceptual Budget Estimate Disclaimer

This "cost report" assigns a conceptual budget estimate to resolve non-compliance issues and was developed for planning purposes only. Kimley-Horn has no control over the cost of labor, materials, equipment, or over the Contractor's methods of determining prices or over competitive bidding or market conditions. Opinions of probable costs provided herein are based on the information known to Kimley-Horn at this time and represent only Kimley-Horn's judgment as a design professional familiar with the construction industry. Kimley-Horn cannot and does not guarantee that proposals, bids, or actual construction costs will not vary from its opinions of probable costs.

Sidewalk Barrier Conceptual Budget Summary

Sidewalk barriers are displayed for visual purposes only. Their associated costs are stored in the s yer, which is costed panel-by-panel in the Facility Priority Summary.

PROW Sidewalk Corridor Compliance Summary

Corridor

CRAWFORD DR

Corridor Score & Severity

Score: 5

LOW

Corridor Cost Summary

Facility Type		Cost
Sidewalk	$	103,573
Crosswalks	$	1,104
Curb Ramps	$	35,700
Missing Ramps	$	0

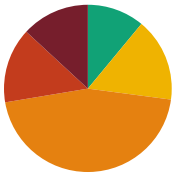

Sidewalk Barrier Priority Distribution

Priority	Percentage (%)
1	13%
2	15%
3	45%
4	16%
5	11%

Corridor Map

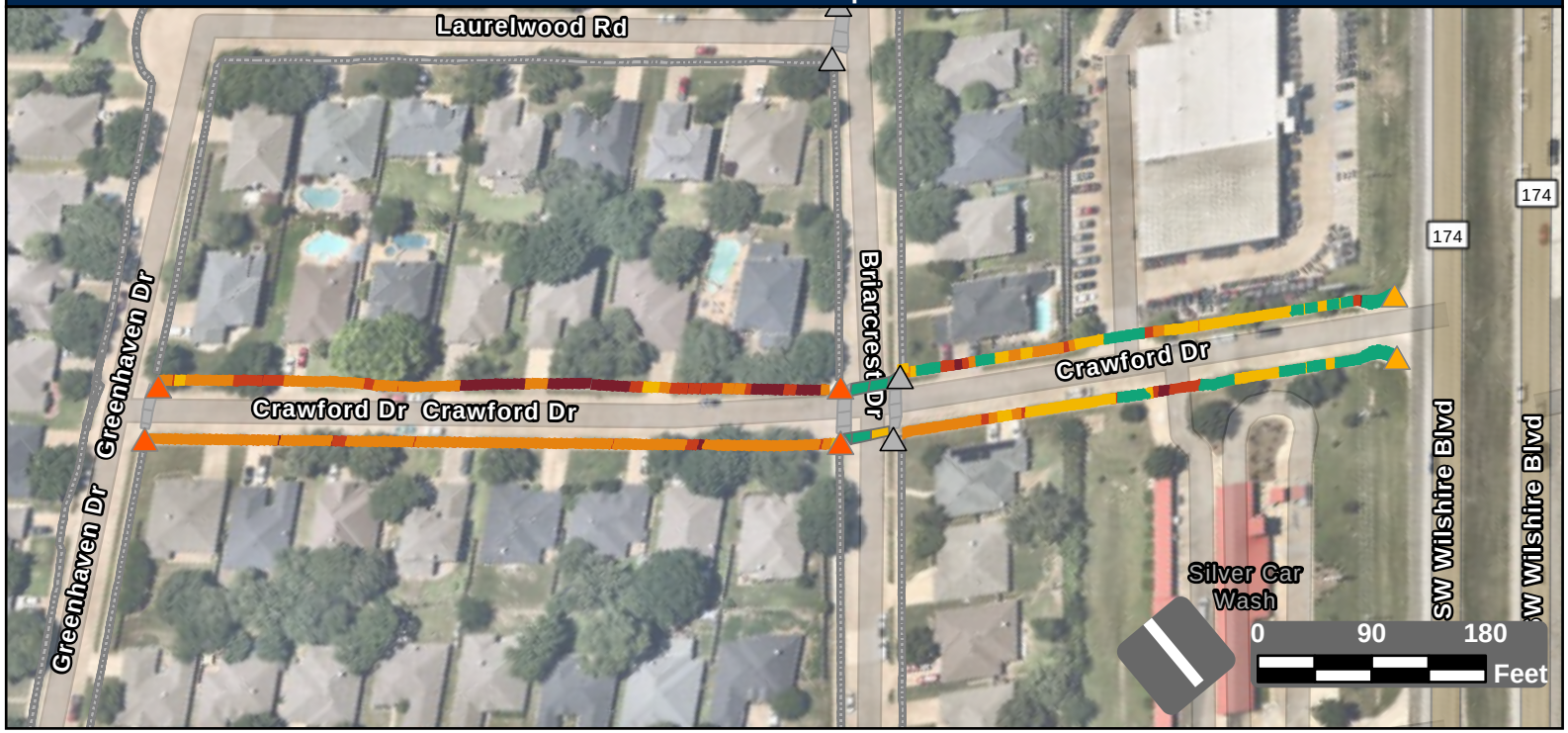

Facility Condition Summary

Sidewalks

Barrier Priority	Length (yd)		Cost
1	205	$	14,916
2	227	$	15,725
3	708	$	51,135
4	252	$	18,267
5	172	$	3,529
Total	1,563	$	103,573

Curb Ramps

Barrier Priority	Quantity		Cost
1	0	$	0
2	4	$	23,800
3	2	$	11,900
4	0	$	0
5	0	$	0
Total	6	$	35,700

Crosswalks

Barrier Priority	Length (yd)		Cost
1	0	$	0
2	0	$	0
3	0	$	0
4	13	$	1,104
5	49	$	
Total	62	$	1,104

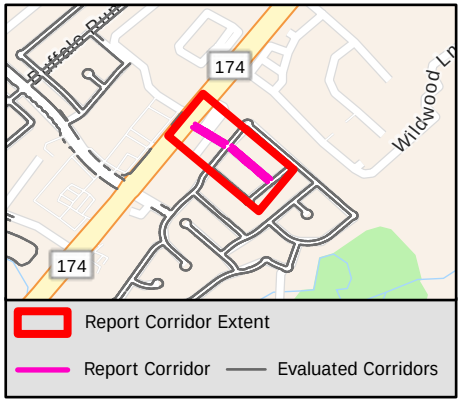

Sidewalk Barrier Summary

Pole	Quantity: 0
Fire Hydrant	Quantity: 0
Vault	Quantity: 0
Vegetation	Quantity: 0
Sign	Quantity: 0
Other	Quantity: 0

Missing Curb Ramps

Symbol	Quantity		Cost
	0	$	0

Curb Ramps Shown in Other Reports

Symbol	Quantity	Cost
	4	Other Report

Conceptual Budget Estimate Disclaimer

This "cost report" assigns a conceptual budget estimate to resolve non-compliance issues and was developed for planning purposes only. Kimley-Horn has no control over the cost of labor, materials, equipment, or over the Contractor's methods of determining prices or over competitive bidding or market conditions. Opinions of probable costs provided herein are based on the information known to Kimley-Horn at this time and represent only Kimley-Horn's judgment as a design professional familiar with the construction industry. Kimley-Horn cannot and does not guarantee that proposals, bids, or actual construction costs will not vary from its opinions of probable costs.

Sidewalk Barrier Conceptual Budget Summary

Sidewalk barriers are displayed for visual purposes only. Their associated costs are stored in the s 1767 yer, which is costed panel-by-panel in the Facility Priority Summary.

PROW Sidewalk Corridor Compliance Summary

Corridor

CREEKVIEW DR

Corridor Score & Severity

Score: 3
MEDIUM

Corridor Cost Summary

Facility Type		Cost
Sidewalk	$	109,597
Crosswalks	$	0
Curb Ramps	$	11,900
Missing Ramps	$	0

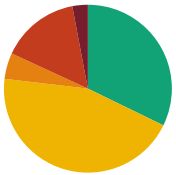

Sidewalk Barrier Priority Distribution

Priority	Percentage (%)
1	3%
2	15%
3	5%
4	45%
5	32%

Corridor Map

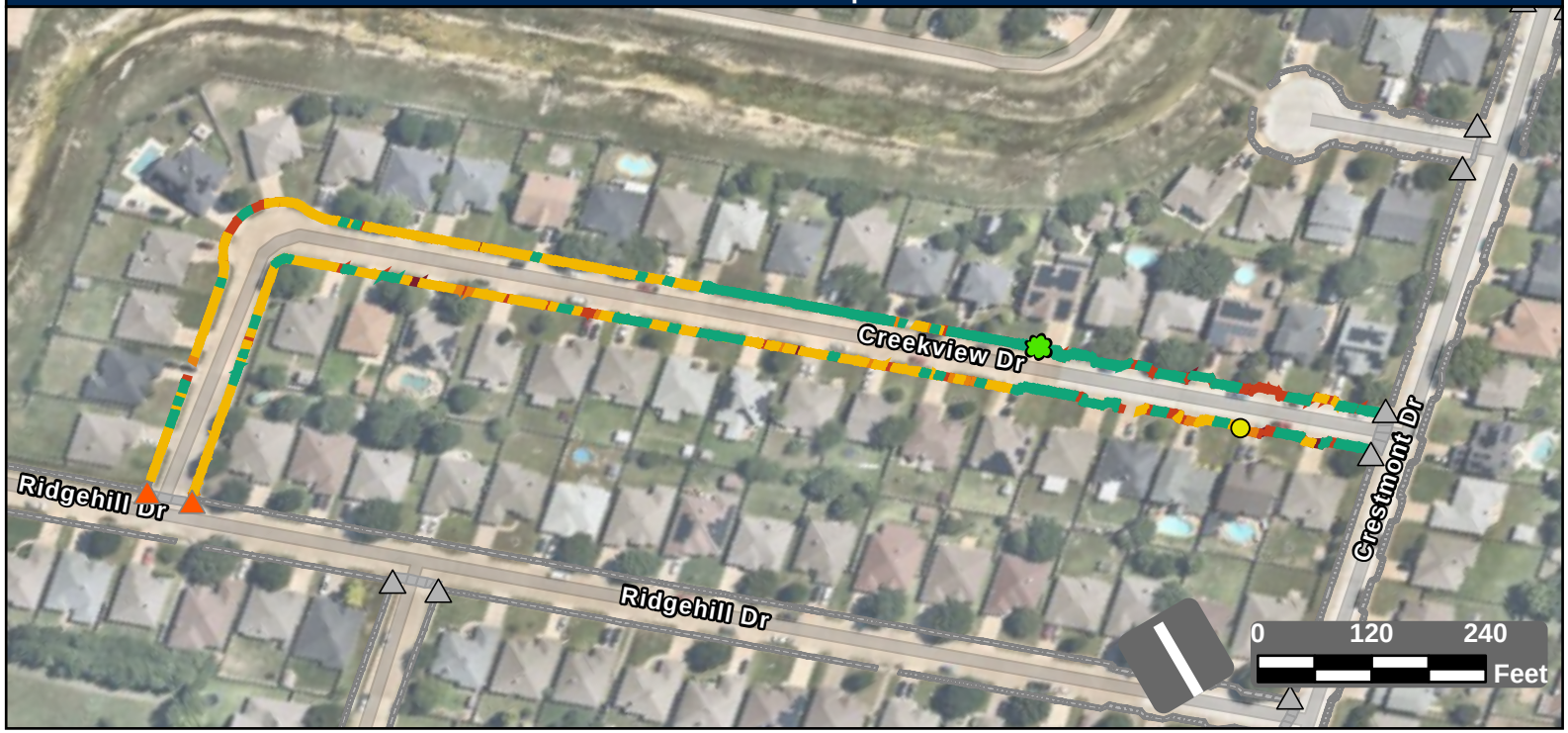

Facility Condition Summary

Sidewalks

Barrier Priority	Length (yd)		Cost
1	79	$	5,067
2	406	$	21,206
3	135	$	9,774
4	1,197	$	57,476
5	864	$	16,073
Total	2,682	$	109,597

Curb Ramps

Barrier Priority	Quantity		Cost
1	0	$	0
2	2	$	11,900
3	0	$	0
4	0	$	0
5	0	$	0
Total	2	$	11,900

Crosswalks

Barrier Priority	Length (yd)		Cost
1	0	$	0
2	0	$	0
3	0	$	0
4	0	$	0
5	0	$	0
Total	0	$	0

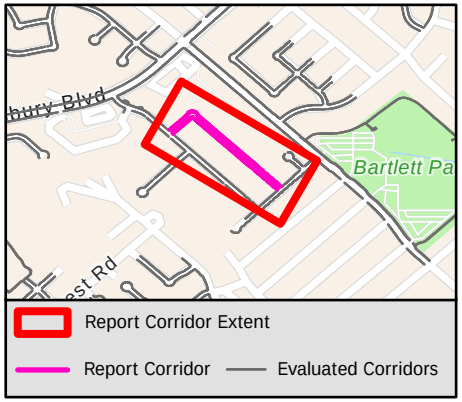

Sidewalk Barrier Summary

Pole	Quantity:	0
Fire Hydrant	Quantity:	0
Vault	Quantity:	0
Vegetation	Quantity:	1
Sign	Quantity:	0
Other	Quantity:	2

Missing Curb Ramps

Symbol	Quantity		Cost
	0	$	0

Curb Ramps Shown in Other Reports

Symbol	Quantity	Cost
	10	Other Report

Conceptual Budget Estimate Disclaimer

This "cost report" assigns a conceptual budget estimate to resolve non-compliance issues and was developed for planning purposes only. Kimley-Horn has no control over the cost of labor, materials, equipment, or over the Contractor's methods of determining prices or over competitive bidding or market conditions. Opinions of probable costs provided herein are based on the information known to Kimley-Horn at this time and represent only Kimley-Horn's judgment as a design professional familiar with the construction industry. Kimley-Horn cannot and does not guarantee that proposals, bids, or actual construction costs will not vary from its opinions of probable costs.

Sidewalk Barrier Conceptual Budget Summary

Sidewalk barriers are displayed for visual purposes only. Their associated costs are stored in the s yer, which is costed panel-by-panel in the Facility Priority Summary.

PROW Sidewalk Corridor Compliance Summary

Corridor

CRESTMONT CT

Corridor Score & Severity

Score: 4

MEDIUM

Corridor Cost Summary

Facility Type		Cost
Sidewalk	$	14,140
Crosswalks	$	0
Curb Ramps	$	0
Missing Ramps	$	0

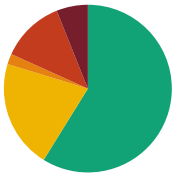

Sidewalk Barrier Priority Distribution

Priority	Percentage (%)
1	6%
2	12%
3	2%
4	21%
5	59%

Corridor Map

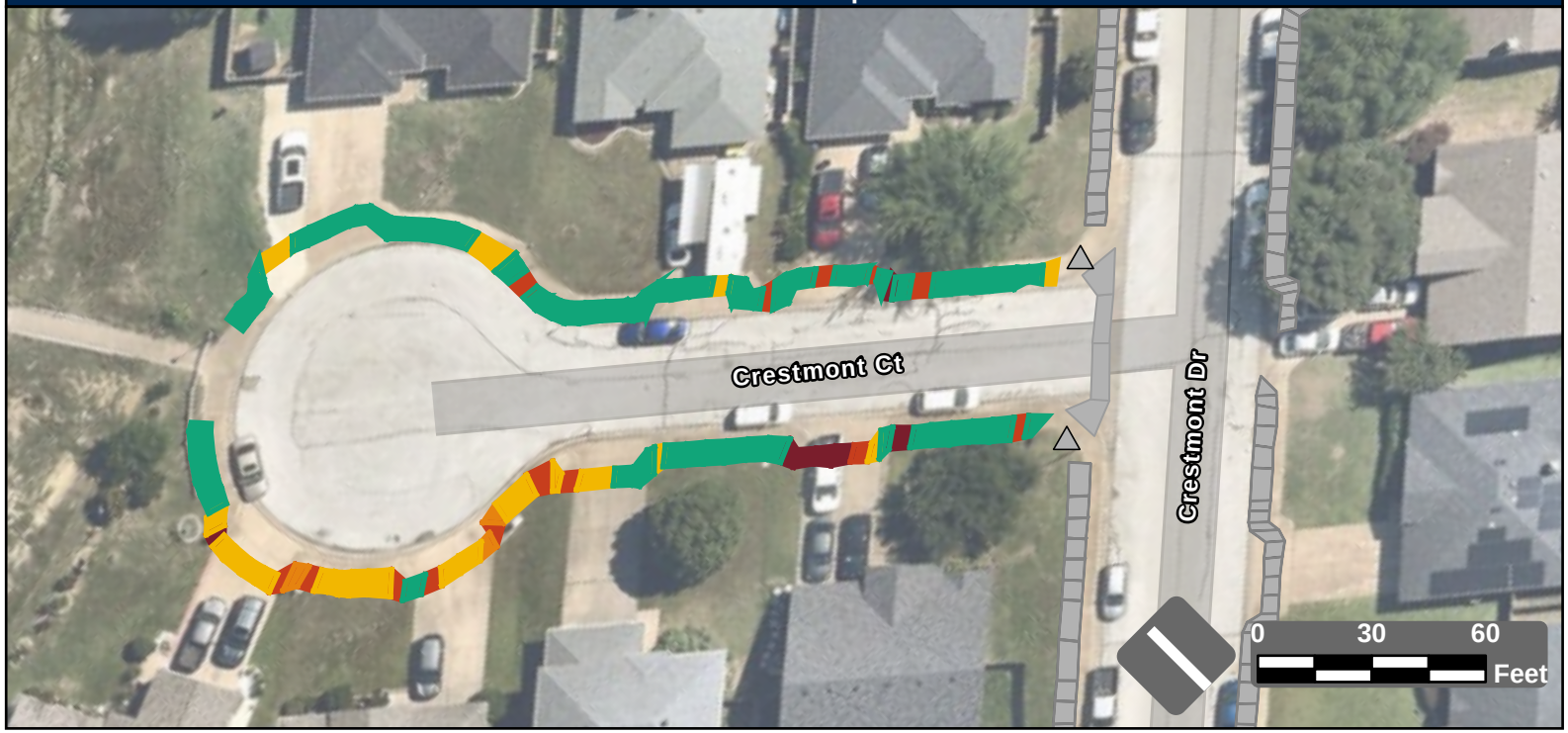

Facility Condition Summary

Sidewalks

Barrier Priority	Length (yd)		Cost
1	25	$	1,603
2	51	$	2,907
3	9	$	676
4	87	$	6,910
5	244	$	2,045
Total	416	$	14,140

Curb Ramps

Barrier Priority	Quantity		Cost
1	0	$	0
2	0	$	0
3	0	$	0
4	0	$	0
5	0	$	0
Total	0	$	0

Crosswalks

Barrier Priority	Length (yd)		Cost
1	0	$	0
2	0	$	0
3	0	$	0
4	0	$	0
5	0	$	0
Total	0	$	0

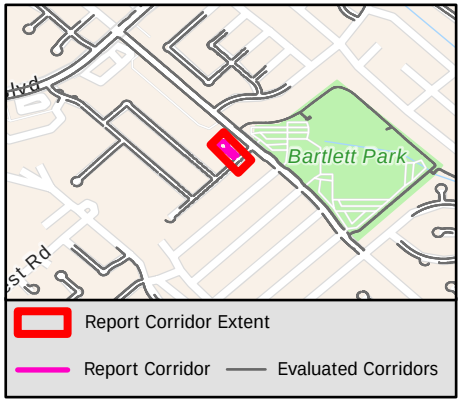

Sidewalk Barrier Summary

Pole	Quantity:	0
Fire Hydrant	Quantity:	0
Vault	Quantity:	0
Vegetation	Quantity:	0
Sign	Quantity:	0
Other	Quantity:	0

Missing Curb Ramps

Symbol	Quantity		Cost
	0	$	0

Curb Ramps Shown in Other Reports

Symbol	Quantity	Cost
	2	Other Report

Conceptual Budget Estimate Disclaimer

This "cost report" assigns a conceptual budget estimate to resolve non-compliance issues and was developed for planning purposes only. Kimley-Horn has no control over the cost of labor, materials, equipment, or over the Contractor's methods of determining prices or over competitive bidding or market conditions. Opinions of probable costs provided herein are based on the information known to Kimley-Horn at this time and represent only Kimley-Horn's judgment as a design professional familiar with the construction industry. Kimley-Horn cannot and does not guarantee that proposals, bids, or actual construction costs will not vary from its opinions of probable costs.

Sidewalk Barrier Conceptual Budget Summary

Sidewalk barriers are displayed for visual purposes only. Their associated costs are stored in the s yer, which is costed panel-by-panel in the Facility Priority Summary.

PROW Sidewalk Corridor Compliance Summary

Corridor

CRESTMONT DR

Corridor Score & Severity

Score: 4
MEDIUM

Corridor Cost Summary

Facility Type		Cost
Sidewalk	$	64,931
Crosswalks	$	7,460
Curb Ramps	$	41,700
Missing Ramps	$	28,000

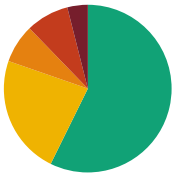

Sidewalk Barrier Priority Distribution

Priority	Percentage (%)
1	4%
2	8%
3	7%
4	23%
5	57%

Corridor Map

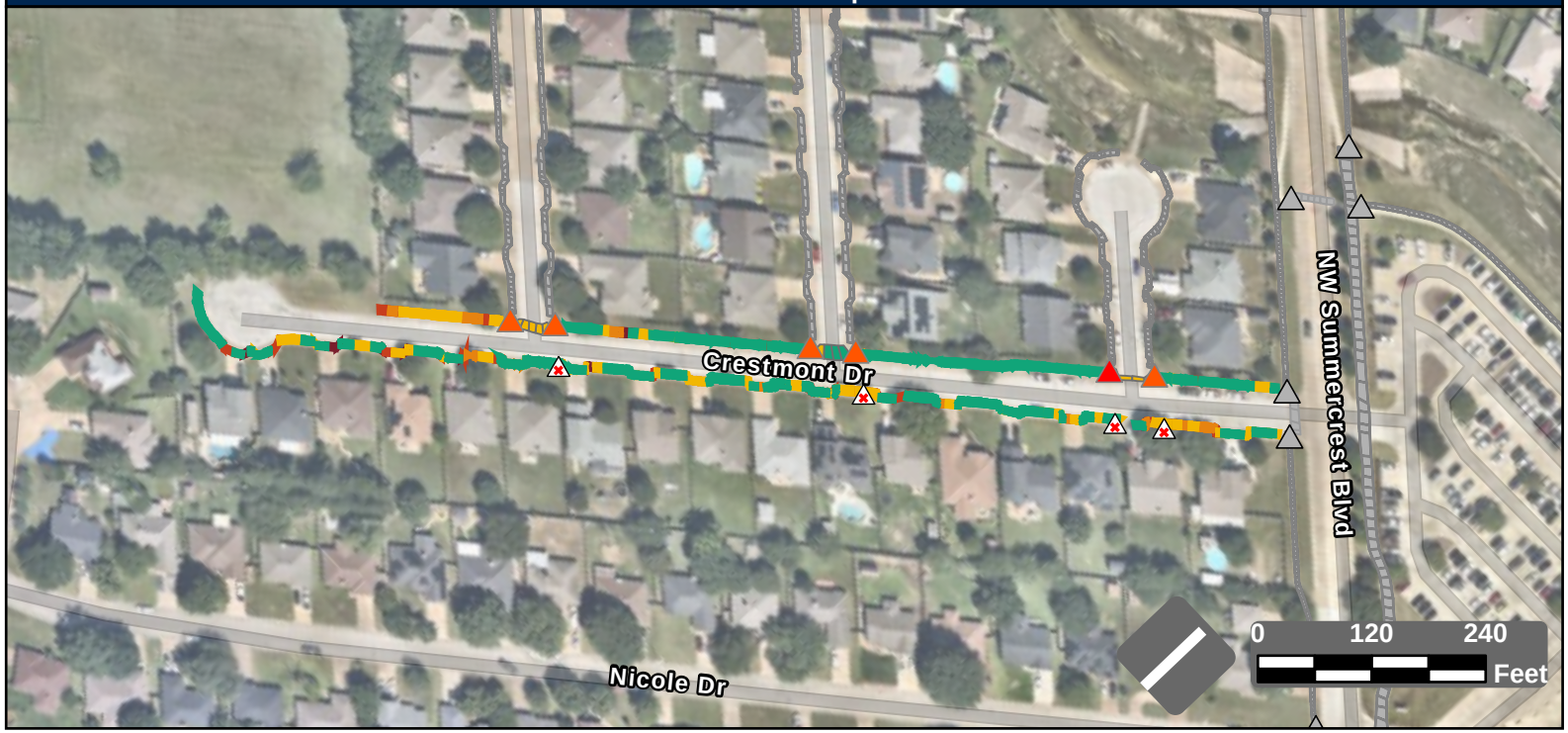

Facility Condition Summary

Sidewalks

Barrier Priority	Length (yd)		Cost
1	70	$	4,126
2	148	$	8,927
3	132	$	10,039
4	409	$	31,826
5	1,018	$	10,013
Total	1,776	$	64,931

Curb Ramps

Barrier Priority	Quantity		Cost
1	1	$	7,450
2	5	$	34,250
3	0	$	0
4	0	$	0
5	0	$	0
Total	6	$	41,700

Crosswalks

Barrier Priority	Length (yd)		Cost
1	0	$	0
2	0	$	0
3	0	$	0
4	94	$	7,460
5	52	$	
Total	147	$	7,460

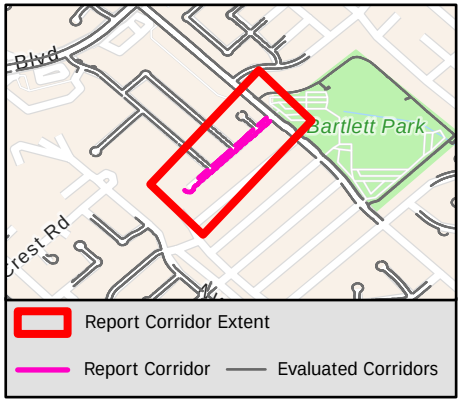

Sidewalk Barrier Summary

Pole	Quantity:	0
Fire Hydrant	Quantity:	0
Vault	Quantity:	0
Vegetation	Quantity:	0
Sign	Quantity:	0
Other	Quantity:	0

Missing Curb Ramps

Symbol	Quantity		Cost
	4	$	28,000

Curb Ramps Shown in Other Reports

Symbol	Quantity	Cost
	6	Other Report

Conceptual Budget Estimate Disclaimer

This "cost report" assigns a conceptual budget estimate to resolve non-compliance issues and was developed for planning purposes only. Kimley-Horn has no control over the cost of labor, materials, equipment, or over the Contractor's methods of determining prices or over competitive bidding or market conditions. Opinions of probable costs provided herein are based on the information known to Kimley-Horn at this time and represent only Kimley-Horn's judgment as a design professional familiar with the construction industry. Kimley-Horn cannot and does not guarantee that proposals, bids, or actual construction costs will not vary from its opinions of probable costs.

Sidewalk Barrier Conceptual Budget Summary

Sidewalk barriers are displayed for visual purposes only. Their associated costs are stored in the s yer, which is costed panel-by-panel in the Facility Priority Summary.

1770

PROW Sidewalk Corridor Compliance Summary

Corridor

CRESTVIEW DR

Corridor Score & Severity

Score: 3
MEDIUM

Corridor Cost Summary

Facility Type		Cost
Sidewalk	$	0
Crosswalks	$	0
Curb Ramps	$	7,900
Missing Ramps	$	0

Sidewalk Barrier Priority Distribution

Priority	Percentage (%)
1	%
2	%
3	%
4	%
5	%

Corridor Map



Facility Condition Summary

Sidewalks

Barrier Priority	Length (yd)		Cost
1	0	$	0
2	0	$	0
3	0	$	0
4	0	$	0
5	0	$	0
Total	0	$	0

Curb Ramps

Barrier Priority	Quantity		Cost
1	0	$	0
2	0	$	0
3	2	$	7,900
4	0	$	0
5	0	$	0
Total	2	$	7,900

Crosswalks

Barrier Priority	Length (yd)		Cost
1	0	$	0
2	0	$	0
3	0	$	0
4	0	$	0
5	0	$	0
Total	0	$	0

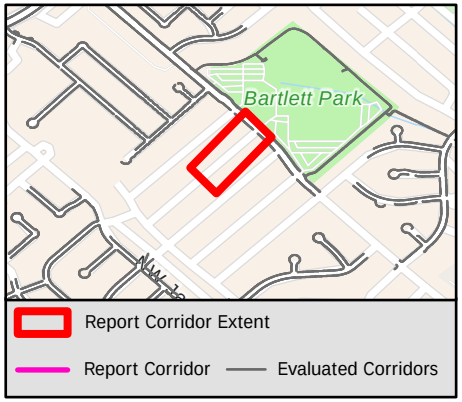

Sidewalk Barrier Summary

Pole	Quantity:	0
Fire Hydrant	Quantity:	0
Vault	Quantity:	0
Vegetation	Quantity:	0
Sign	Quantity:	0
Other	Quantity:	0

Missing Curb Ramps

Symbol	Quantity		Cost
	0	$	0

Curb Ramps Shown in Other Reports

Symbol	Quantity	Cost
	0	Other Report

Conceptual Budget Estimate Disclaimer

This "cost report" assigns a conceptual budget estimate to resolve non-compliance issues and was developed for planning purposes only. Kimley-Horn has no control over the cost of labor, materials, equipment, or over the Contractor's methods of determining prices or over competitive bidding or market conditions. Opinions of probable costs provided herein are based on the information known to Kimley-Horn at this time and represent only Kimley-Horn's judgment as a design professional familiar with the construction industry. Kimley-Horn cannot and does not guarantee that proposals, bids, or actual construction costs will not vary from its opinions of probable costs.

Sidewalk Barrier Conceptual Budget Summary

Sidewalk barriers are displayed for visual purposes only. Their associated costs are stored in the s yer, which is costed panel-by-panel in the Facility Priority Summary.

PROW Sidewalk Corridor Compliance Summary

Corridor

CRESTWOOD CT

Corridor Score & Severity

Score: 2

HIGH

Corridor Cost Summary

Facility Type		Cost
Sidewalk	$	32,486
Crosswalks	$	0
Curb Ramps	$	5,950
Missing Ramps	$	0

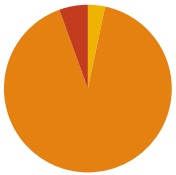

Sidewalk Barrier Priority Distribution

Priority	Percentage (%)
1	0%
2	6%
3	91%
4	3%
5	0%

Corridor Map

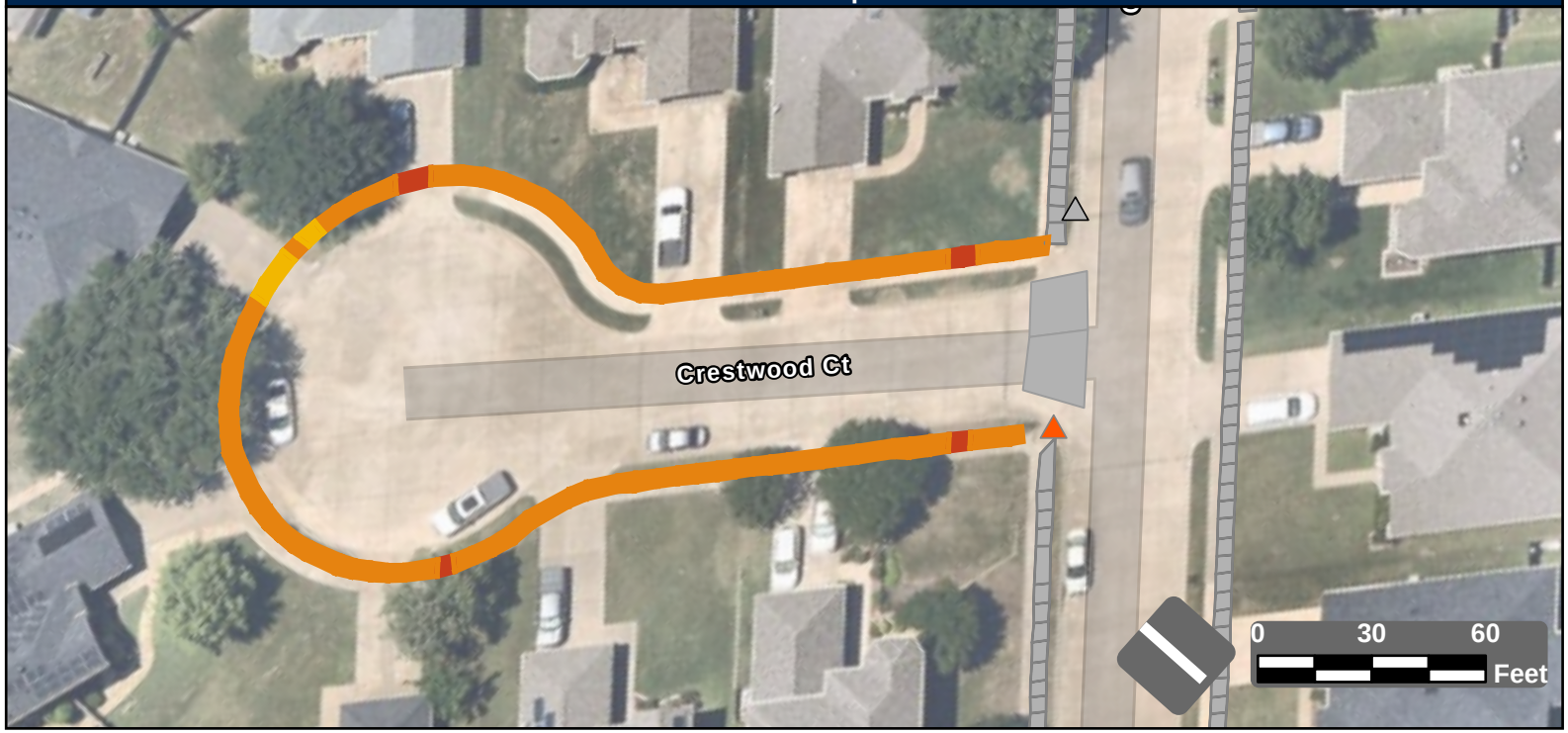

Facility Condition Summary

Sidewalks

Barrier Priority	Length (yd)		Cost
1	0	$	0
2	25	$	1,807
3	413	$	29,849
4	15	$	830
5	0	$	0
Total	453	$	32,486

Curb Ramps

Barrier Priority	Quantity		Cost
1	0	$	0
2	1	$	5,950
3	0	$	0
4	0	$	0
5	0	$	0
Total	1	$	5,950

Crosswalks

Barrier Priority	Length (yd)		Cost
1	0	$	0
2	0	$	0
3	0	$	0
4	0	$	0
5	0	$	0
Total	0	$	0

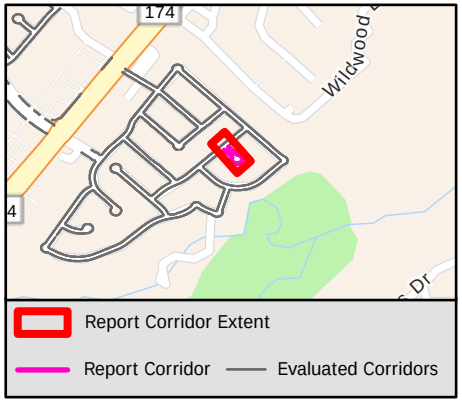

Sidewalk Barrier Summary

Pole	Quantity:	0
Fire Hydrant	Quantity:	0
Vault	Quantity:	0
Vegetation	Quantity:	0
Sign	Quantity:	0
Other	Quantity:	0

Missing Curb Ramps

Symbol	Quantity		Cost
	0	$	0

Curb Ramps Shown in Other Reports

Symbol	Quantity	Cost
	1	Other Report

Conceptual Budget Estimate Disclaimer

This "cost report" assigns a conceptual budget estimate to resolve non-compliance issues and was developed for planning purposes only. Kimley-Horn has no control over the cost of labor, materials, equipment, or over the Contractor's methods of determining prices or over competitive bidding or market conditions. Opinions of probable costs provided herein are based on the information known to Kimley-Horn at this time and represent only Kimley-Horn's judgment as a design professional familiar with the construction industry. Kimley-Horn cannot and does not guarantee that proposals, bids, or actual construction costs will not vary from its opinions of probable costs.

Sidewalk Barrier Conceptual Budget Summary

Sidewalk barriers are displayed for visual purposes only. Their associated costs are stored in the s yer, which is costed panel-by-panel in the Facility Priority Summary.

PROW Sidewalk Corridor Compliance Summary

Corridor

CRESTWOOD DR

Corridor Score & Severity

Score: 5

LOW

Corridor Cost Summary

Facility Type		Cost
Sidewalk	$	124,311
Crosswalks	$	3,081
Curb Ramps	$	38,700
Missing Ramps	$	35,000

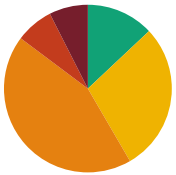

Sidewalk Barrier Priority Distribution

Priority	Percentage (%)
1	7%
2	7%
3	44%
4	29%
5	13%

Corridor Map



Facility Condition Summary

Sidewalks

Barrier Priority	Length (yd)		Cost
1	146	$	10,436
2	143	$	9,827
3	855	$	61,720
4	562	$	34,246
5	254	$	8,081
Total	1,960	$	124,311

Curb Ramps

Barrier Priority	Quantity		Cost
1	2	$	13,400
2	4	$	25,300
3	0	$	0
4	0	$	0
5	0	$	0
Total	6	$	38,700

Crosswalks

Barrier Priority	Length (yd)		Cost
1	0	$	0
2	0	$	0
3	0	$	0
4	31	$	3,081
5	99	$	
Total	130	$	3,081

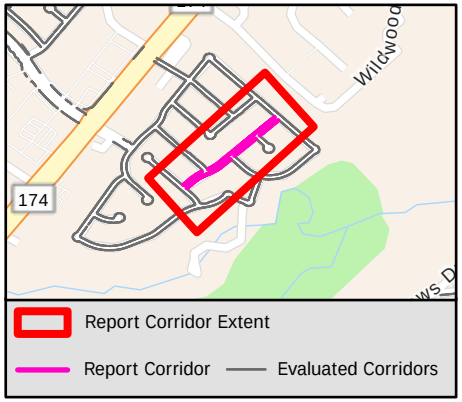

Sidewalk Barrier Summary

Pole	Quantity:	0
Fire Hydrant	Quantity:	0
Vault	Quantity:	0
Vegetation	Quantity:	0
Sign	Quantity:	0
Other	Quantity:	0

Missing Curb Ramps

Symbol	Quantity		Cost
	5	$	35,000

Curb Ramps Shown in Other Reports

Symbol	Quantity	Cost
	12	Other Report

Conceptual Budget Estimate Disclaimer

This "cost report" assigns a conceptual budget estimate to resolve non-compliance issues and was developed for planning purposes only. Kimley-Horn has no control over the cost of labor, materials, equipment, or over the Contractor's methods of determining prices or over competitive bidding or market conditions. Opinions of probable costs provided herein are based on the information known to Kimley-Horn at this time and represent only Kimley-Horn's judgment as a design professional familiar with the construction industry. Kimley-Horn cannot and does not guarantee that proposals, bids, or actual construction costs will not vary from its opinions of probable costs.

Sidewalk Barrier Conceptual Budget Summary

Sidewalk barriers are displayed for visual purposes only. Their associated costs are stored in the s yer, which is costed panel-by-panel in the Facility Priority Summary.

PROW Sidewalk Corridor Compliance Summary

Corridor

CROSSOVER RAMP

Corridor Score & Severity

Score: 5

LOW

Corridor Cost Summary

Facility Type		Cost
Sidewalk	$	0
Crosswalks	$	0
Curb Ramps	$	7,450
Missing Ramps	$	0

Sidewalk Barrier Priority Distribution

Priority	Percentage (%)
1	%
2	%
3	%
4	%
5	%

Corridor Map

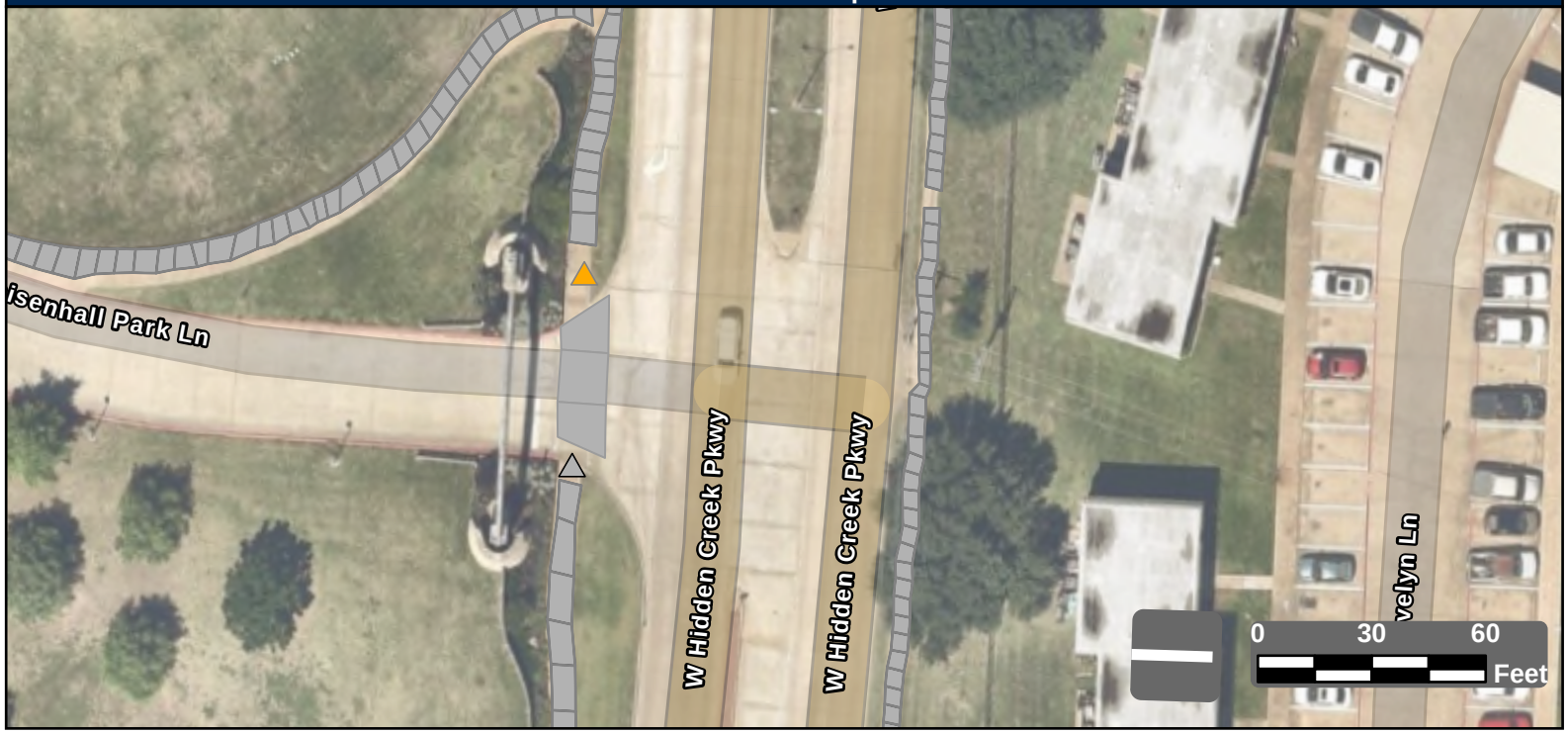

Facility Condition Summary

Sidewalks

Barrier Priority	Length (yd)		Cost
1	0	$	0
2	0	$	0
3	0	$	0
4	0	$	0
5	0	$	0
Total	0	$	0

Curb Ramps

Barrier Priority	Quantity		Cost
1	0	$	0
2	1	$	5,950
3	4	$	26,800
4	0	$	0
5	0	$	0
Total	1	$	7,450

Crosswalks

Barrier Priority	Length (yd)		Cost
1	0	$	0
2	0	$	0
3	0	$	0
4	0	$	0
5	79	$	0
Total	0	$	0

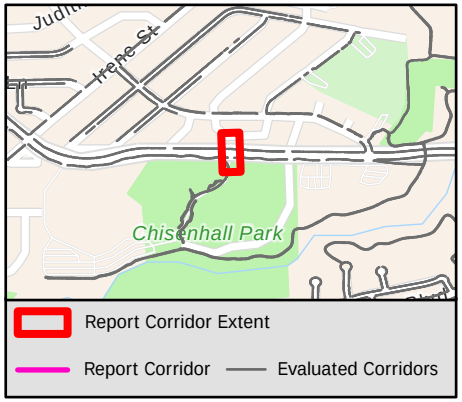

Sidewalk Barrier Summary

Pole	Quantity:	0
Fire Hydrant	Quantity:	0
Vault	Quantity:	0
Vegetation	Quantity:	0
Sign	Quantity:	0
Other	Quantity:	0

Missing Curb Ramps

Symbol	Quantity		Cost
	0	$	0

Curb Ramps Shown in Other Reports

Symbol	Quantity	Cost
	1	Other Report

Conceptual Budget Estimate Disclaimer

This "cost report" assigns a conceptual budget estimate to resolve non-compliance issues and was developed for planning purposes only. Kimley-Horn has no control over the cost of labor, materials, equipment, or over the Contractor's methods of determining prices or over competitive bidding or market conditions. Opinions of probable costs provided herein are based on the information known to Kimley-Horn at this time and represent only Kimley-Horn's judgment as a design professional familiar with the construction industry. Kimley-Horn cannot and does not guarantee that proposals, bids, or actual construction costs will not vary from its opinions of probable costs.

Sidewalk Barrier Conceptual Budget Summary

Sidewalk barriers are displayed for visual purposes only. Their associated costs are stored in the s yer, which is costed panel-by-panel in the Facility Priority Summary.

PROW Sidewalk Corridor Compliance Summary

Corridor

CROSSOVER RAMP

Corridor Score & Severity

Score: 5

LOW

Corridor Cost Summary

Facility Type		Cost
Sidewalk	$	0
Crosswalks	$	0
Curb Ramps	$	11,900
Missing Ramps	$	0

Sidewalk Barrier Priority Distribution

Priority	Percentage (%)
1	%
2	%
3	%
4	%
5	%

Corridor Map

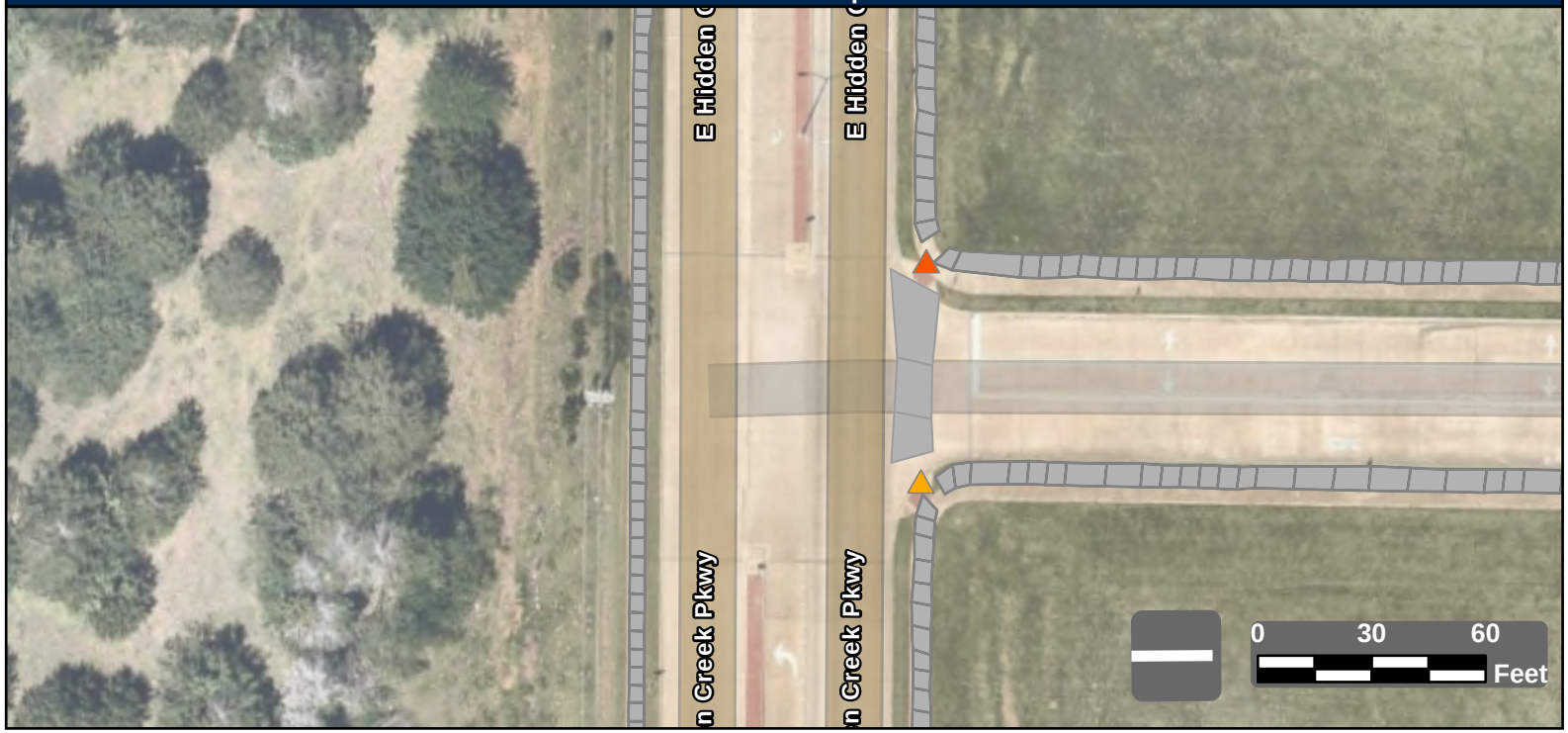

Facility Condition Summary

Sidewalks

Barrier Priority	Length (yd)		Cost
1	0	$	0
2	0	$	0
3	0	$	0
4	0	$	0
5	0	$	0
Total	0	$	0

Curb Ramps

Barrier Priority	Quantity		Cost
1	0	$	0
2	1	$	5,950
3	4	$	26,800
4	0	$	0
5	0	$	0
Total	2	$	11,900

Crosswalks

Barrier Priority	Length (yd)		Cost
1	0	$	0
2	0	$	0
3	0	$	0
4	0	$	0
5	79	$	0
Total	0	$	0

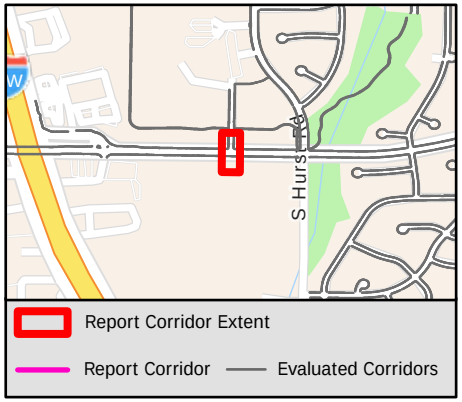

Sidewalk Barrier Summary

Pole	Quantity:	0
Fire Hydrant	Quantity:	0
Vault	Quantity:	0
Vegetation	Quantity:	0
Sign	Quantity:	0
Other	Quantity:	0

Missing Curb Ramps

Symbol	Quantity		Cost
	0	$	0

Curb Ramps Shown in Other Reports

Symbol	Quantity	Cost
	0	Other Report

Conceptual Budget Estimate Disclaimer

This "cost report" assigns a conceptual budget estimate to resolve non-compliance issues and was developed for planning purposes only. Kimley-Horn has no control over the cost of labor, materials, equipment, or over the Contractor's methods of determining prices or over competitive bidding or market conditions. Opinions of probable costs provided herein are based on the information known to Kimley-Horn at this time and represent only Kimley-Horn's judgment as a design professional familiar with the construction industry. Kimley-Horn cannot and does not guarantee that proposals, bids, or actual construction costs will not vary from its opinions of probable costs.

Sidewalk Barrier Conceptual Budget Summary

Sidewalk barriers are displayed for visual purposes only. Their associated costs are stored in the s yer, which is costed panel-by-panel in the Facility Priority Summary.

PROW Sidewalk Corridor Compliance Summary

Corridor

CROSSVINE DR

Corridor Score & Severity

Score: 5

LOW

Corridor Cost Summary

Facility Type		Cost
Sidewalk	$	19,738
Crosswalks	$	
Curb Ramps	$	11,900
Missing Ramps	$	0

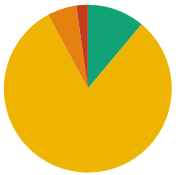

Sidewalk Barrier Priority Distribution

Priority	Percentage (%)
1	0%
2	2%
3	6%
4	81%
5	11%

Corridor Map

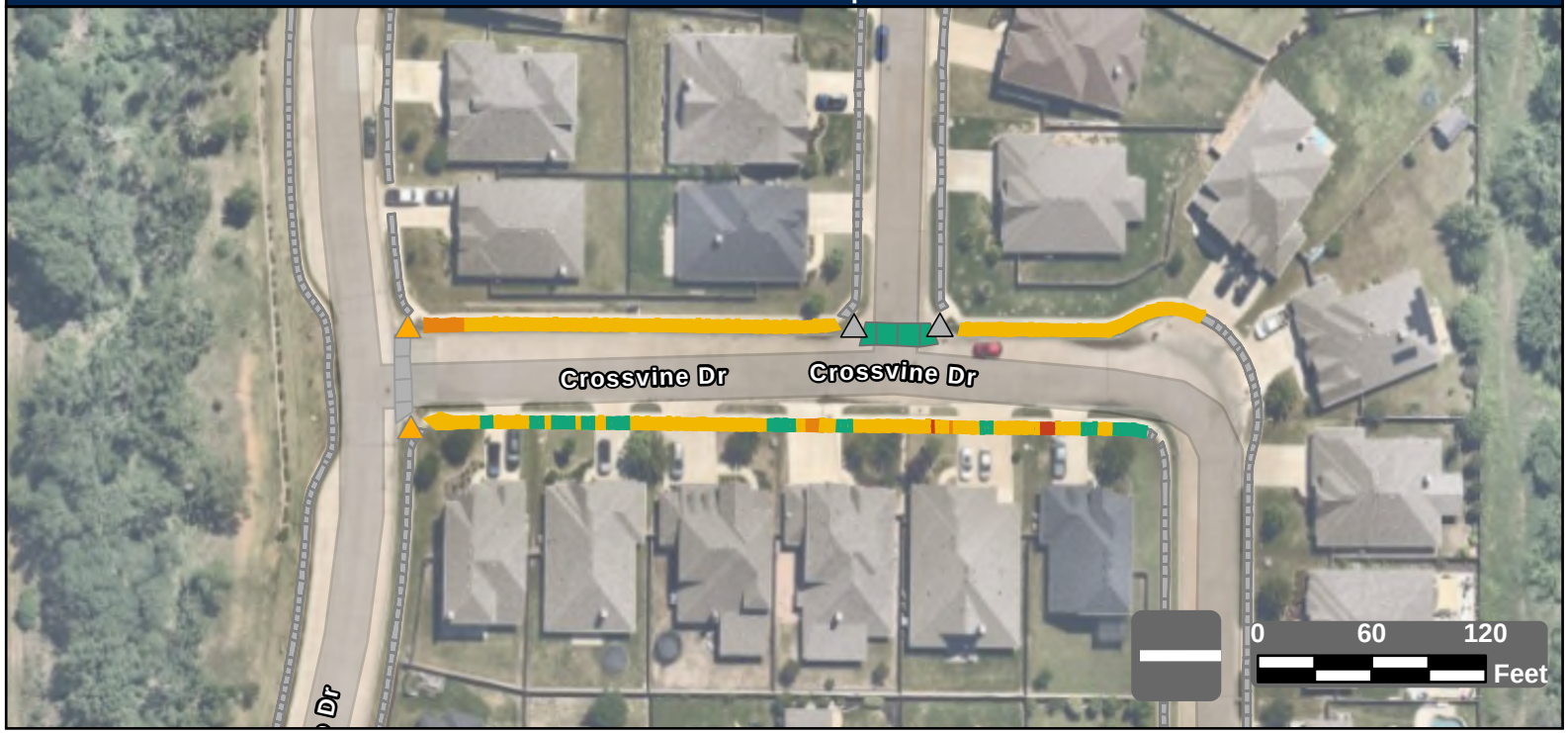

Facility Condition Summary

Sidewalks

Barrier Priority	Length (yd)		Cost
1	0	$	0
2	14	$	1,046
3	37	$	2,674
4	534	$	12,789
5	73	$	3,228
Total	658	$	19,738

Curb Ramps

Barrier Priority	Quantity		Cost
1	0	$	0
2	0	$	0
3	2	$	11,900
4	0	$	0
5	0	$	0
Total	2	$	11,900

Crosswalks

Barrier Priority	Length (yd)		Cost
1	0	$	0
2	0	$	0
3	0	$	0
4	0	$	0
5	45	$	
Total	45	$	

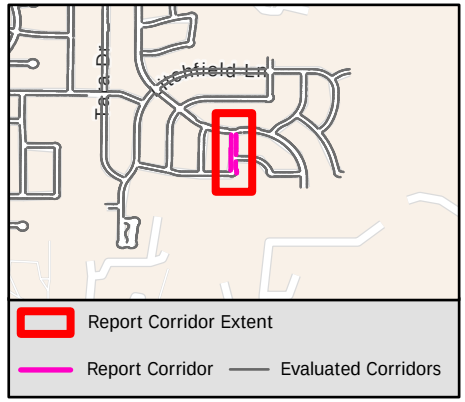

Sidewalk Barrier Summary

Pole	Quantity:	0
Fire Hydrant	Quantity:	0
Vault	Quantity:	0
Vegetation	Quantity:	0
Sign	Quantity:	0
Other	Quantity:	0

Missing Curb Ramps

Symbol	Quantity		Cost
	0	$	0

Curb Ramps Shown in Other Reports

Symbol	Quantity	Cost
	2	Other Report

Conceptual Budget Estimate Disclaimer

This "cost report" assigns a conceptual budget estimate to resolve non-compliance issues and was developed for planning purposes only. Kimley-Horn has no control over the cost of labor, materials, equipment, or over the Contractor's methods of determining prices or over competitive bidding or market conditions. Opinions of probable costs provided herein are based on the information known to Kimley-Horn at this time and represent only Kimley-Horn's judgment as a design professional familiar with the construction industry. Kimley-Horn cannot and does not guarantee that proposals, bids, or actual construction costs will not vary from its opinions of probable costs.

Sidewalk Barrier Conceptual Budget Summary

Sidewalk barriers are displayed for visual purposes only. Their associated costs are stored in the s yer, which is costed panel-by-panel in the Facility Priority Summary.

PROW Sidewalk Corridor Compliance Summary

Corridor

CROWN CT

Corridor Score & Severity

Score: 2

HIGH

Corridor Cost Summary

Facility Type		Cost
Sidewalk	$	55,737
Crosswalks	$	0
Curb Ramps	$	0
Missing Ramps	$	0

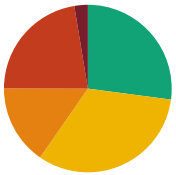

Sidewalk Barrier Priority Distribution

Priority	Percentage (%)
1	3%
2	22%
3	15%
4	33%
5	27%

Corridor Map

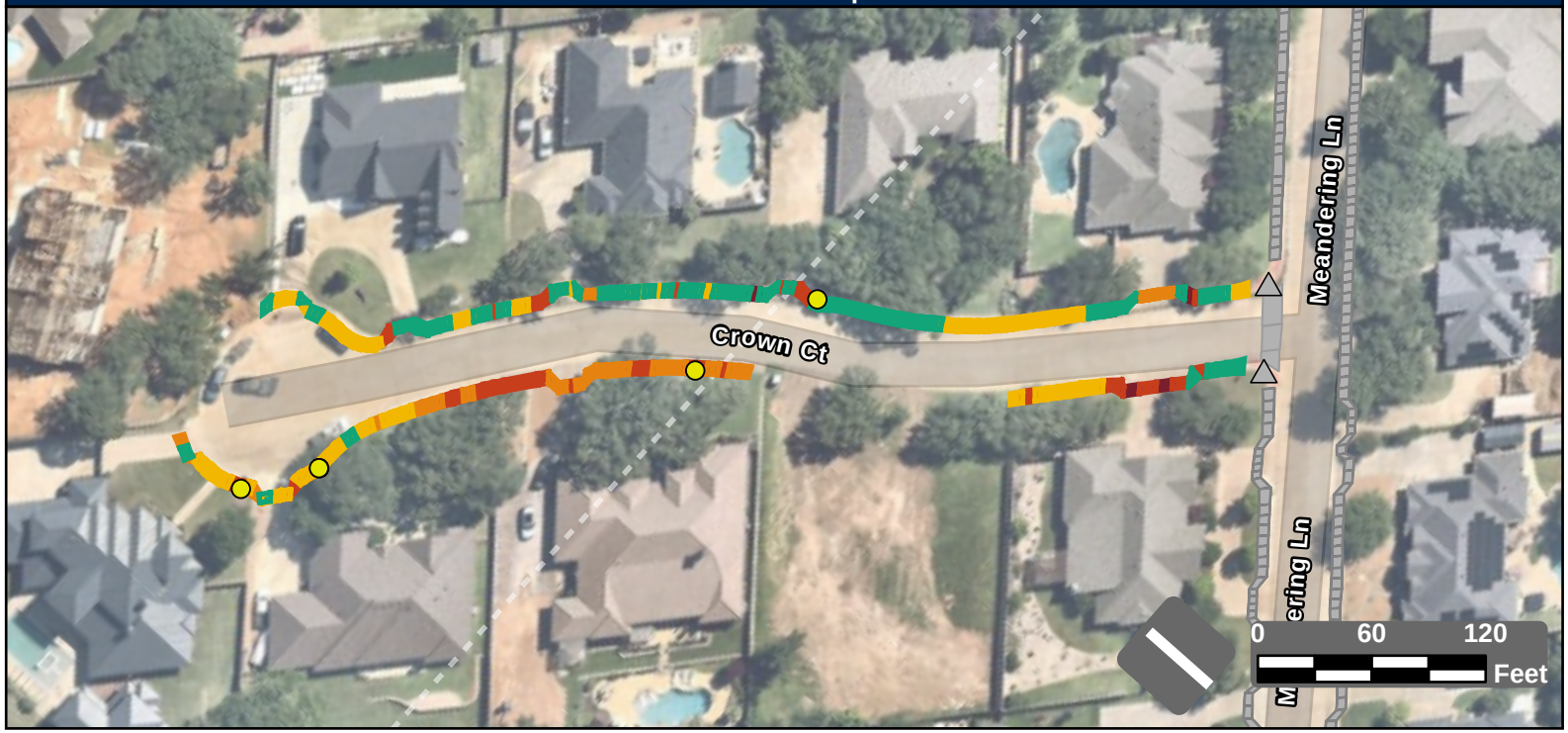

Facility Condition Summary

Sidewalks

Barrier Priority	Length (yd)		Cost
1	26	$	1,593
2	221	$	15,164
3	152	$	11,104
4	321	$	23,773
5	267	$	4,102
Total	986	$	55,737

Curb Ramps

Barrier Priority	Quantity		Cost
1	0	$	0
2	0	$	0
3	0	$	0
4	0	$	0
5	0	$	0
Total	0	$	0

Crosswalks

Barrier Priority	Length (yd)		Cost
1	0	$	0
2	0	$	0
3	0	$	0
4	0	$	0
5	0	$	0
Total	0	$	0

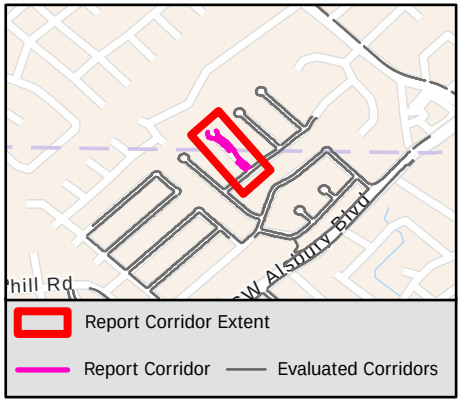

Sidewalk Barrier Summary

Pole	Quantity:	0
Fire Hydrant	Quantity:	0
Vault	Quantity:	0
Vegetation	Quantity:	0
Sign	Quantity:	0
Other	Quantity:	5

Missing Curb Ramps

Symbol	Quantity		Cost
	0	$	0

Curb Ramps Shown in Other Reports

Symbol	Quantity	Cost
	2	Other Report

Conceptual Budget Estimate Disclaimer

This "cost report" assigns a conceptual budget estimate to resolve non-compliance issues and was developed for planning purposes only. Kimley-Horn has no control over the cost of labor, materials, equipment, or over the Contractor's methods of determining prices or over competitive bidding or market conditions. Opinions of probable costs provided herein are based on the information known to Kimley-Horn at this time and represent only Kimley-Horn's judgment as a design professional familiar with the construction industry. Kimley-Horn cannot and does not guarantee that proposals, bids, or actual construction costs will not vary from its opinions of probable costs.

Sidewalk Barrier Conceptual Budget Summary

Sidewalk barriers are displayed for visual purposes only. Their associated costs are stored in the s yer, which is costed panel-by-panel in the Facility Priority Summary.

PROW Sidewalk Corridor Compliance Summary

Corridor

CRYSTAL DR

Corridor Score & Severity

Score: 4

MEDIUM

Corridor Cost Summary

Facility Type		Cost
Sidewalk	$	111,102
Crosswalks	$	3,383
Curb Ramps	$	25,350
Missing Ramps	$	0

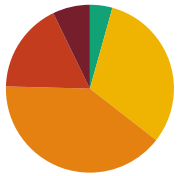

Sidewalk Barrier Priority Distribution

Priority	Percentage (%)
1	7%
2	17%
3	40%
4	31%
5	4%

Corridor Map

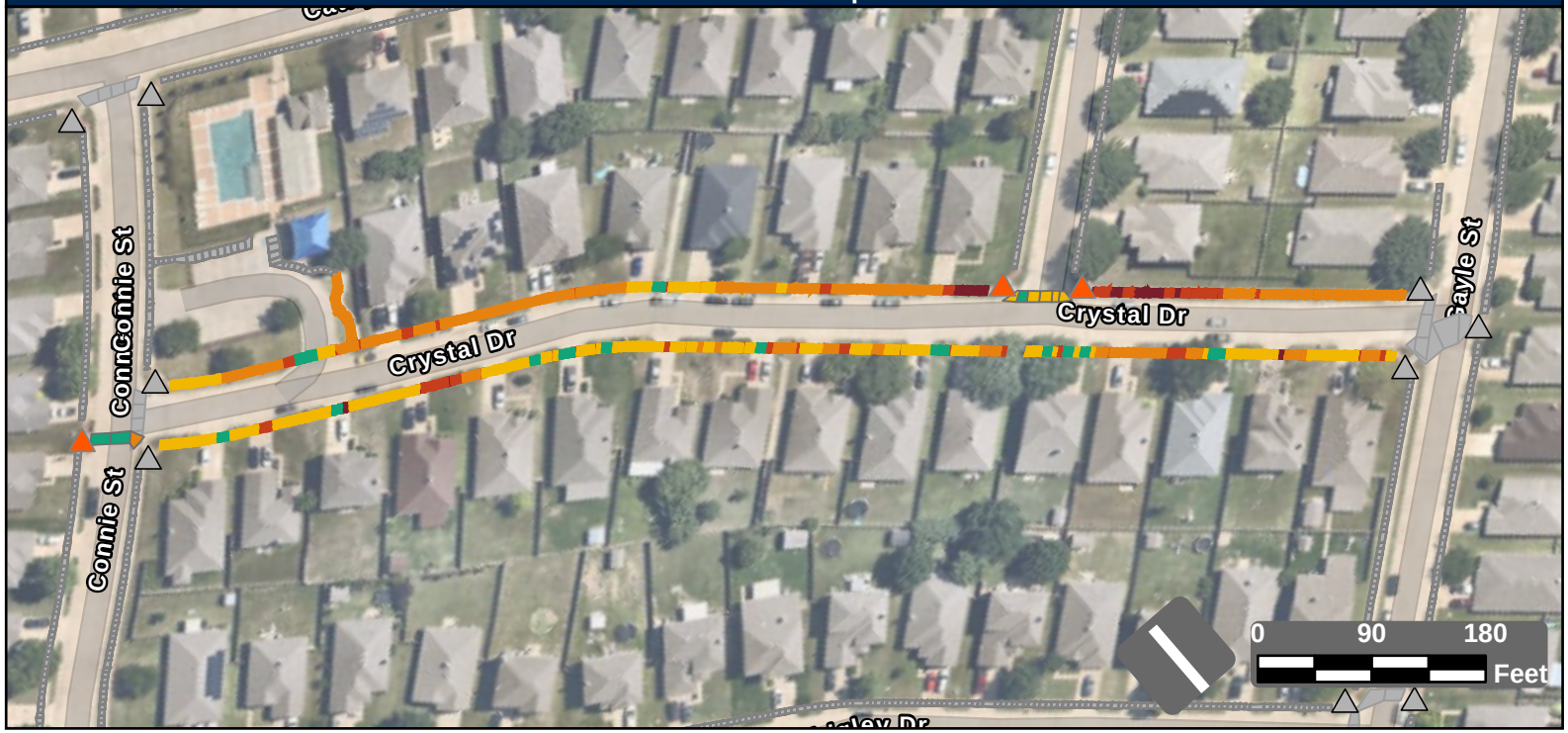

Facility Condition Summary

Sidewalks

Barrier Priority	Length (yd)		Cost
1	123	$	8,637
2	298	$	20,933
3	684	$	49,405
4	534	$	27,307
5	74	$	4,820
Total	1,714	$	111,102

Curb Ramps

Barrier Priority	Quantity		Cost
1	0	$	0
2	3	$	25,350
3	0	$	0
4	0	$	0
5	0	$	0
Total	3	$	25,350

Crosswalks

Barrier Priority	Length (yd)		Cost
1	0	$	0
2	0	$	0
3	9	$	0
4	41	$	3,383
5	36	$	
Total	86	$	3,383

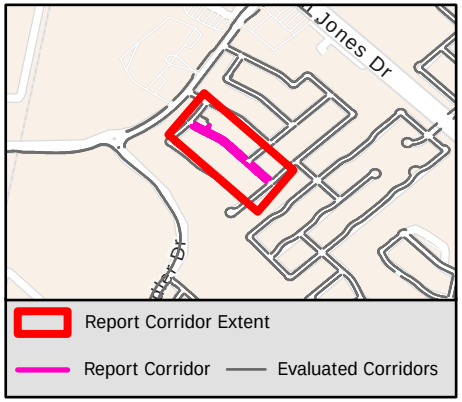

Sidewalk Barrier Summary

Pole	Quantity:	0
Fire Hydrant	Quantity:	0
Vault	Quantity:	0
Vegetation	Quantity:	0
Sign	Quantity:	0
Other	Quantity:	0

Missing Curb Ramps

Symbol	Quantity		Cost
	0	$	0

Curb Ramps Shown in Other Reports

Symbol	Quantity	Cost
	9	Other Report

Conceptual Budget Estimate Disclaimer

This "cost report" assigns a conceptual budget estimate to resolve non-compliance issues and was developed for planning purposes only. Kimley-Horn has no control over the cost of labor, materials, equipment, or over the Contractor's methods of determining prices or over competitive bidding or market conditions. Opinions of probable costs provided herein are based on the information known to Kimley-Horn at this time and represent only Kimley-Horn's judgment as a design professional familiar with the construction industry. Kimley-Horn cannot and does not guarantee that proposals, bids, or actual construction costs will not vary from its opinions of probable costs.

Sidewalk Barrier Conceptual Budget Summary

Sidewalk barriers are displayed for visual purposes only. Their associated costs are stored in the s yer, which is costed panel-by-panel in the Facility Priority Summary.

PROW Sidewalk Corridor Compliance Summary

Corridor

CUMBERLAND DR

Corridor Score & Severity

Score: 5

LOW

Corridor Cost Summary

Facility Type		Cost
Sidewalk	$	77,394
Crosswalks	$	2,684
Curb Ramps	$	13,400
Missing Ramps	$	14,000

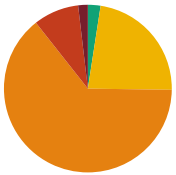

Sidewalk Barrier Priority Distribution

Priority	Percentage (%)
1	2%
2	9%
3	64%
4	23%
5	2%

Corridor Map

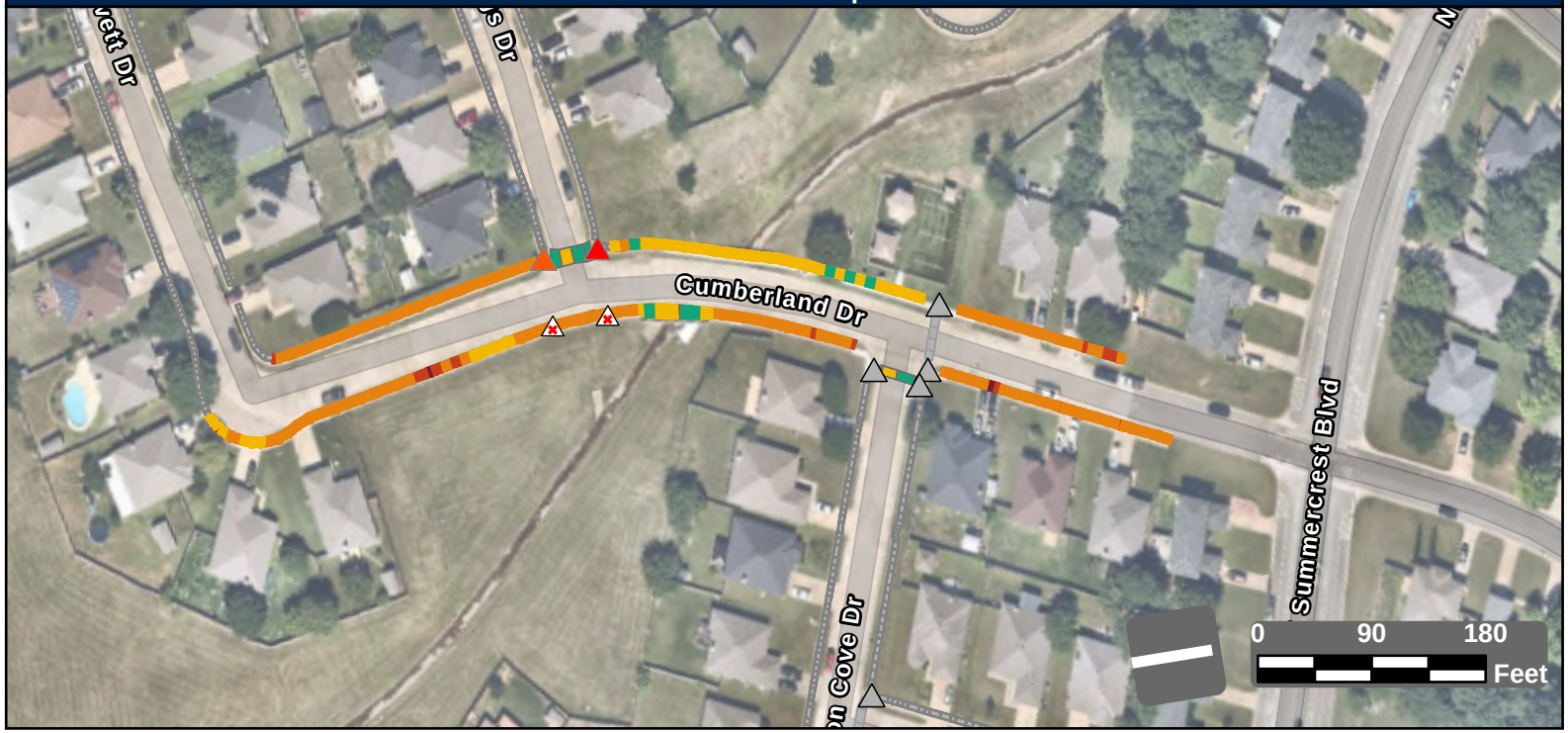

Facility Condition Summary

Sidewalks

Barrier Priority	Length (yd)		Cost
1	24	$	1,601
2	112	$	7,872
3	823	$	59,473
4	292	$	6,907
5	31	$	1,541
Total	1,284	$	77,394

Curb Ramps

Barrier Priority	Quantity		Cost
1	1	$	5,950
2	1	$	7,450
3	0	$	0
4	0	$	0
5	0	$	0
Total	2	$	13,400

Crosswalks

Barrier Priority	Length (yd)		Cost
1	0	$	0
2	0	$	0
3	0	$	0
4	25	$	2,684
5	48	$	0
Total	73	$	2,684

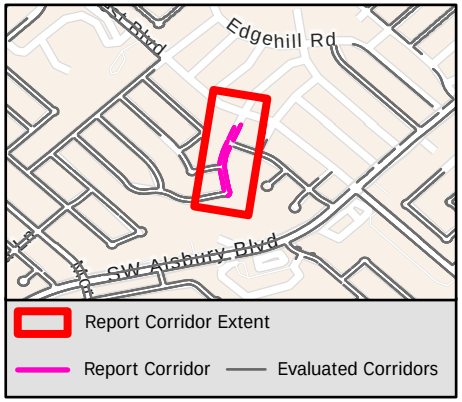

Sidewalk Barrier Summary

Pole	Quantity:	0
Fire Hydrant	Quantity:	0
Vault	Quantity:	0
Vegetation	Quantity:	0
Sign	Quantity:	0
Other	Quantity:	0

Missing Curb Ramps

Symbol	Quantity		Cost
	2	$	14,000

Curb Ramps Shown in Other Reports

Symbol	Quantity	Cost
	5	Other Report

Conceptual Budget Estimate Disclaimer

This "cost report" assigns a conceptual budget estimate to resolve non-compliance issues and was developed for planning purposes only. Kimley-Horn has no control over the cost of labor, materials, equipment, or over the Contractor's methods of determining prices or over competitive bidding or market conditions. Opinions of probable costs provided herein are based on the information known to Kimley-Horn at this time and represent only Kimley-Horn's judgment as a design professional familiar with the construction industry. Kimley-Horn cannot and does not guarantee that proposals, bids, or actual construction costs will not vary from its opinions of probable costs.

Sidewalk Barrier Conceptual Budget Summary

Sidewalk barriers are displayed for visual purposes only. Their associated costs are stored in the s yer, which is costed panel-by-panel in the Facility Priority Summary.

PROW Sidewalk Corridor Compliance Summary

Corridor

DAHLIA DR

Corridor Score & Severity

Score: 3

MEDIUM

Corridor Cost Summary

Facility Type		Cost
Sidewalk	$	9,582
Crosswalks	$	0
Curb Ramps	$	6,400
Missing Ramps	$	0

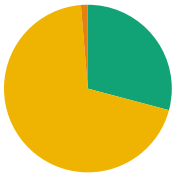

Sidewalk Barrier Priority Distribution

Priority	Percentage (%)
1	0%
2	0%
3	1%
4	70%
5	29%

Corridor Map

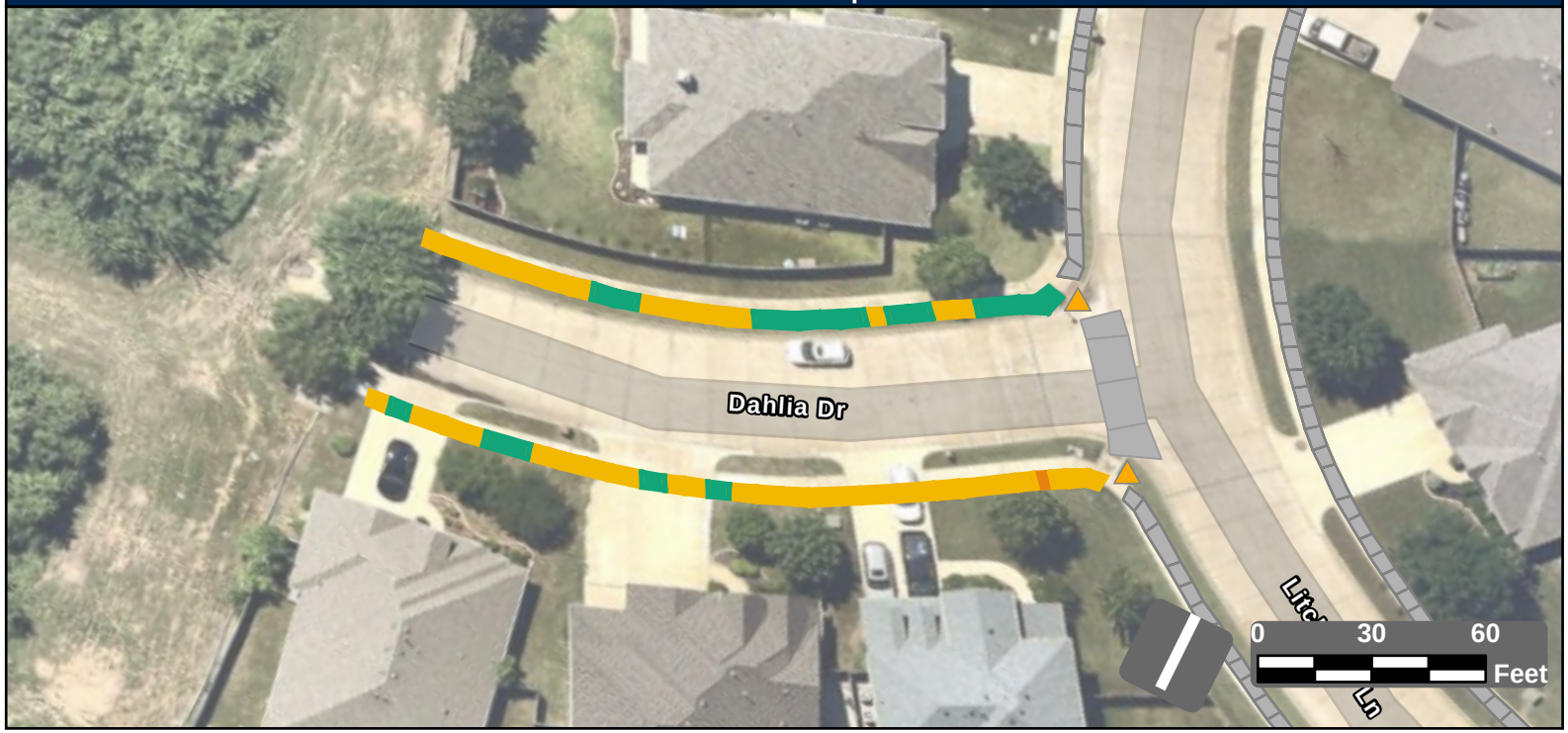

Facility Condition Summary

Sidewalks

Barrier Priority	Length (yd)		Cost
1	0	$	0
2	0	$	0
3	4	$	272
4	198	$	5,668
5	83	$	3,642
Total	285	$	9,582

Curb Ramps

Barrier Priority	Quantity		Cost
1	0	$	0
2	0	$	0
3	2	$	6,400
4	0	$	0
5	0	$	0
Total	2	$	6,400

Crosswalks

Barrier Priority	Length (yd)		Cost
1	0	$	0
2	0	$	0
3	0	$	0
4	0	$	0
5	0	$	0
Total	0	$	0

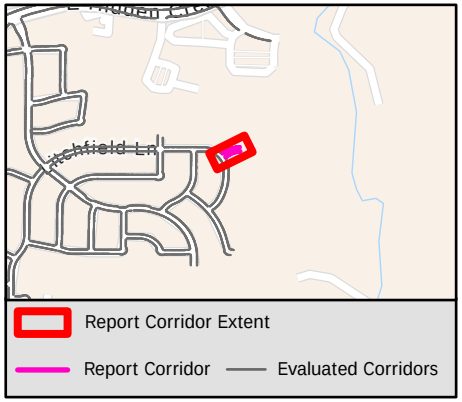

Sidewalk Barrier Summary

Pole	Quantity:	0
Fire Hydrant	Quantity:	0
Vault	Quantity:	0
Vegetation	Quantity:	0
Sign	Quantity:	0
Other	Quantity:	0

Missing Curb Ramps

Symbol	Quantity		Cost
	0	$	0

Curb Ramps Shown in Other Reports

Symbol	Quantity	Cost
	0	Other Report

Conceptual Budget Estimate Disclaimer

This "cost report" assigns a conceptual budget estimate to resolve non-compliance issues and was developed for planning purposes only. Kimley-Horn has no control over the cost of labor, materials, equipment, or over the Contractor's methods of determining prices or over competitive bidding or market conditions. Opinions of probable costs provided herein are based on the information known to Kimley-Horn at this time and represent only Kimley-Horn's judgment as a design professional familiar with the construction industry. Kimley-Horn cannot and does not guarantee that proposals, bids, or actual construction costs will not vary from its opinions of probable costs.

Sidewalk Barrier Conceptual Budget Summary

Sidewalk barriers are displayed for visual purposes only. Their associated costs are stored in the s yer, which is costed panel-by-panel in the Facility Priority Summary.

PROW Sidewalk Corridor Compliance Summary

Corridor

DAISY LN

Corridor Score & Severity

Score: 2

HIGH

Corridor Cost Summary

Facility Type		Cost
Sidewalk	$	157,253
Crosswalks	$	0
Curb Ramps	$	7,450
Missing Ramps	$	7,000

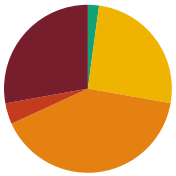

Sidewalk Barrier Priority Distribution

Priority	Percentage (%)
1	28%
2	4%
3	40%
4	26%
5	2%

Corridor Map



Facility Condition Summary

Sidewalks

Barrier Priority	Length (yd)		Cost
1	657	$	46,862
2	95	$	6,578
3	954	$	68,874
4	606	$	31,308
5	50	$	3,630
Total	2,362	$	157,253

Curb Ramps

Barrier Priority	Quantity		Cost
1	0	$	0
2	1	$	7,450
3	0	$	0
4	0	$	0
5	0	$	0
Total	1	$	7,450

Crosswalks

Barrier Priority	Length (yd)		Cost
1	0	$	0
2	0	$	0
3	0	$	0
4	0	$	0
5	0	$	0
Total	0	$	0

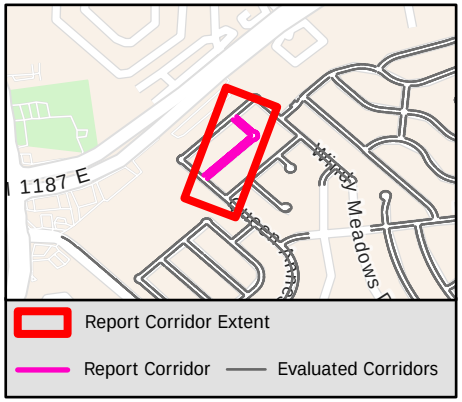

Sidewalk Barrier Summary

Pole	Quantity:	0
Fire Hydrant	Quantity:	0
Vault	Quantity:	0
Vegetation	Quantity:	0
Sign	Quantity:	0
Other	Quantity:	0

Missing Curb Ramps

Symbol	Quantity		Cost
	1	$	7,000

Curb Ramps Shown in Other Reports

Symbol	Quantity	Cost
	7	Other Report

Conceptual Budget Estimate Disclaimer

This "cost report" assigns a conceptual budget estimate to resolve non-compliance issues and was developed for planning purposes only. Kimley-Horn has no control over the cost of labor, materials, equipment, or over the Contractor's methods of determining prices or over competitive bidding or market conditions. Opinions of probable costs provided herein are based on the information known to Kimley-Horn at this time and represent only Kimley-Horn's judgment as a design professional familiar with the construction industry. Kimley-Horn cannot and does not guarantee that proposals, bids, or actual construction costs will not vary from its opinions of probable costs.

Sidewalk Barrier Conceptual Budget Summary

Sidewalk barriers are displayed for visual purposes only. Their associated costs are stored in the s yer, which is costed panel-by-panel in the Facility Priority Summary.

PROW Sidewalk Corridor Compliance Summary

Corridor

DANDELION TRL

Corridor Score & Severity

Score: 3
MEDIUM

Corridor Cost Summary

Facility Type		Cost
Sidewalk	$	116,466
Crosswalks	$	0
Curb Ramps	$	0
Missing Ramps	$	0

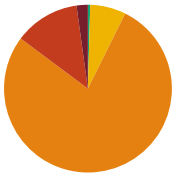

Sidewalk Barrier Priority Distribution

Priority	Percentage (%)
1	2%
2	13%
3	78%
4	7%
5	0%

Corridor Map



Facility Condition Summary

Sidewalks

Barrier Priority	Length (yd)		Cost
1	35	$	2,547
2	207	$	14,924
3	1,274	$	92,008
4	112	$	6,430
5	8	$	557
Total	1,636	$	116,466

Curb Ramps

Barrier Priority	Quantity		Cost
1	0	$	0
2	0	$	0
3	0	$	0
4	0	$	0
5	0	$	0
Total	0	$	0

Crosswalks

Barrier Priority	Length (yd)		Cost
1	0	$	0
2	0	$	0
3	0	$	0
4	0	$	0
5	0	$	0
Total	0	$	0

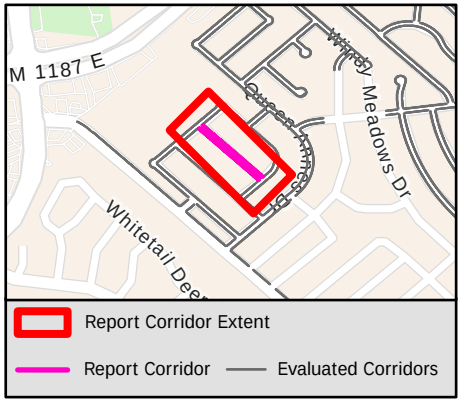

Sidewalk Barrier Summary

Pole	Quantity:	0
Fire Hydrant	Quantity:	0
Vault	Quantity:	0
Vegetation	Quantity:	0
Sign	Quantity:	0
Other	Quantity:	0

Missing Curb Ramps

Symbol	Quantity		Cost
	0	$	0

Curb Ramps Shown in Other Reports

Symbol	Quantity	Cost
	7	Other Report

Conceptual Budget Estimate Disclaimer

This "cost report" assigns a conceptual budget estimate to resolve non-compliance issues and was developed for planning purposes only. Kimley-Horn has no control over the cost of labor, materials, equipment, or over the Contractor's methods of determining prices or over competitive bidding or market conditions. Opinions of probable costs provided herein are based on the information known to Kimley-Horn at this time and represent only Kimley-Horn's judgment as a design professional familiar with the construction industry. Kimley-Horn cannot and does not guarantee that proposals, bids, or actual construction costs will not vary from its opinions of probable costs.

Sidewalk Barrier Conceptual Budget Summary

Sidewalk barriers are displayed for visual purposes only. Their associated costs are stored in the s yer, which is costed panel-by-panel in the Facility Priority Summary.

PROW Sidewalk Corridor Compliance Summary

Corridor

DANIEL DR

Corridor Score & Severity

Score: 1
HIGH

Corridor Cost Summary

Facility Type		Cost
Sidewalk	$	35,516
Crosswalks	$	0
Curb Ramps	$	5,950
Missing Ramps	$	0

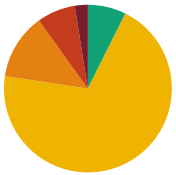

Sidewalk Barrier Priority Distribution

Priority	Percentage (%)
1	3%
2	7%
3	13%
4	70%
5	7%

Corridor Map



Facility Condition Summary

Sidewalks

Barrier Priority	Length (yd)		Cost
1	22	$	1,260
2	63	$	3,297
3	109	$	7,875
4	601	$	18,515
5	63	$	4,570
Total	858	$	35,516

Curb Ramps

Barrier Priority	Quantity		Cost
1	1	$	5,950
2	0	$	0
3	0	$	0
4	0	$	0
5	0	$	0
Total	1	$	5,950

Crosswalks

Barrier Priority	Length (yd)		Cost
1	0	$	0
2	0	$	0
3	0	$	0
4	0	$	0
5	0	$	0
Total	0	$	0

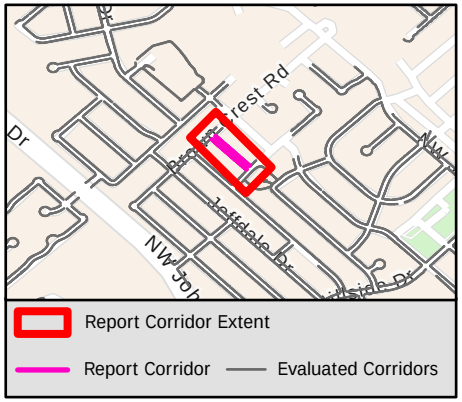

Sidewalk Barrier Summary

Pole	Quantity:	0
Fire Hydrant	Quantity:	0
Vault	Quantity:	0
Vegetation	Quantity:	0
Sign	Quantity:	0
Other	Quantity:	0

Missing Curb Ramps

Symbol	Quantity		Cost
	0	$	0

Curb Ramps Shown in Other Reports

Symbol	Quantity	Cost
	4	Other Report

Conceptual Budget Estimate Disclaimer

This "cost report" assigns a conceptual budget estimate to resolve non-compliance issues and was developed for planning purposes only. Kimley-Horn has no control over the cost of labor, materials, equipment, or over the Contractor's methods of determining prices or over competitive bidding or market conditions. Opinions of probable costs provided herein are based on the information known to Kimley-Horn at this time and represent only Kimley-Horn's judgment as a design professional familiar with the construction industry. Kimley-Horn cannot and does not guarantee that proposals, bids, or actual construction costs will not vary from its opinions of probable costs.

Sidewalk Barrier Conceptual Budget Summary

Sidewalk barriers are displayed for visual purposes only. Their associated costs are stored in the s yer, which is costed panel-by-panel in the Facility Priority Summary.

PROW Sidewalk Corridor Compliance Summary

Corridor

DARREN DR

Corridor Score & Severity

Score: 4
MEDIUM

Corridor Cost Summary

Facility Type		Cost
Sidewalk	$	179,531
Crosswalks	$	1,300
Curb Ramps	$	14,900
Missing Ramps	$	14,000

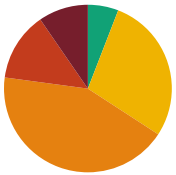

Sidewalk Barrier Priority Distribution

Priority	Percentage (%)
1	10%
2	13%
3	43%
4	28%
5	6%

Corridor Map

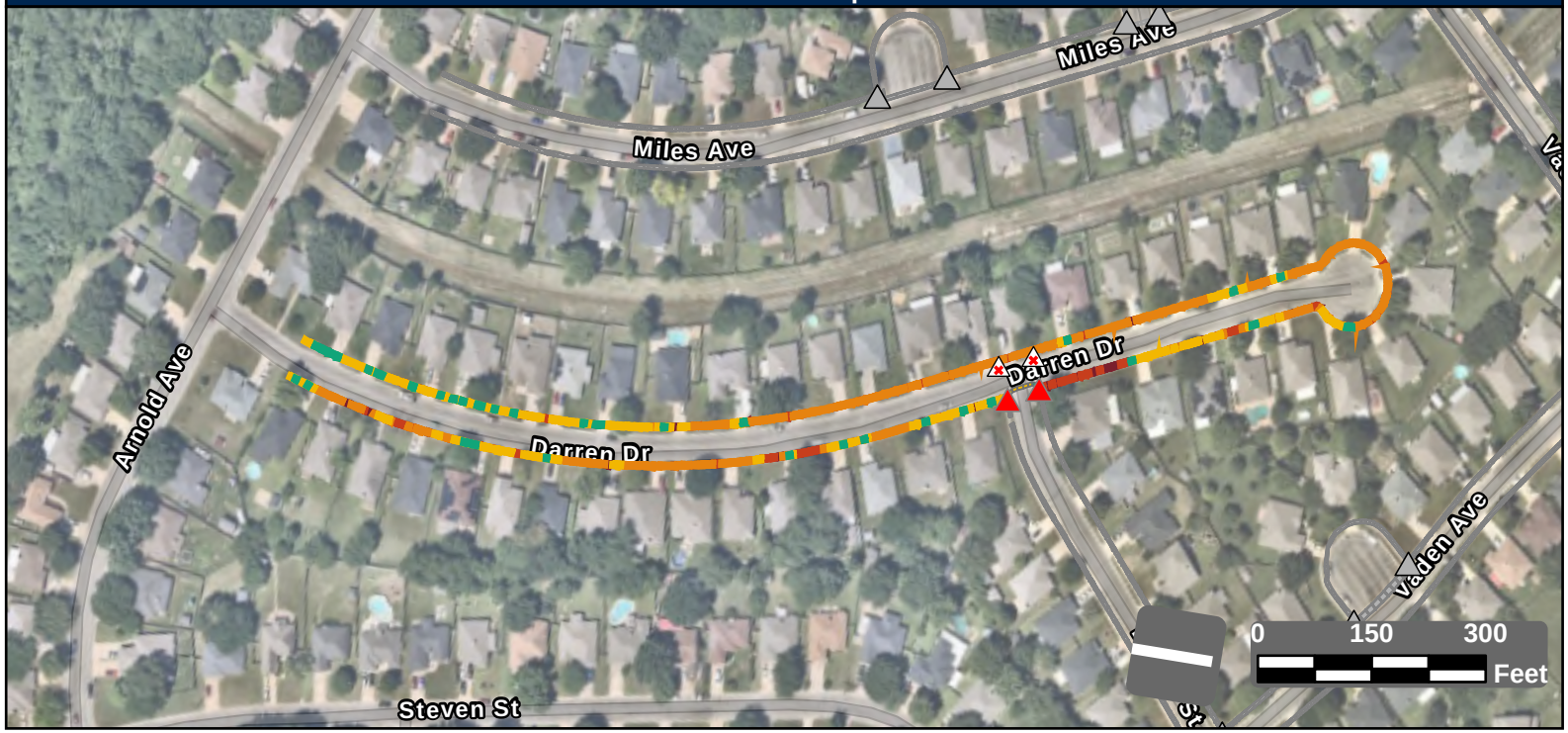

Facility Condition Summary

Sidewalks

Barrier Priority	Length (yd)		Cost
1	271	$	19,237
2	375	$	25,783
3	1,214	$	87,664
4	800	$	34,819
5	167	$	12,028
Total	2,826	$	179,531

Curb Ramps

Barrier Priority	Quantity		Cost
1	2	$	14,900
2	0	$	0
3	0	$	0
4	0	$	0
5	0	$	0
Total	2	$	14,900

Crosswalks

Barrier Priority	Length (yd)		Cost
1	0	$	0
2	0	$	0
3	0	$	0
4	38	$	1,300
5	6	$	
Total	44	$	1,300

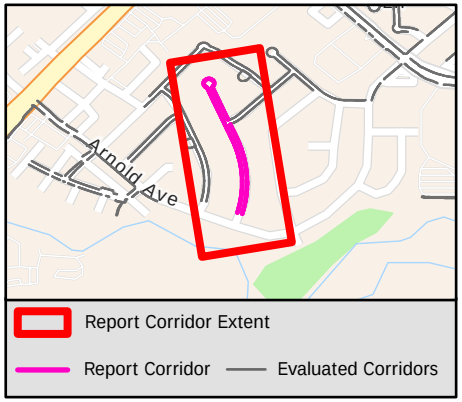

Sidewalk Barrier Summary

Pole	Quantity:	0
Fire Hydrant	Quantity:	0
Vault	Quantity:	0
Vegetation	Quantity:	0
Sign	Quantity:	0
Other	Quantity:	0

Missing Curb Ramps

Symbol	Quantity		Cost
	2	$	14,000

Curb Ramps Shown in Other Reports

Symbol	Quantity	Cost
	7	Other Report

Conceptual Budget Estimate Disclaimer

This "cost report" assigns a conceptual budget estimate to resolve non-compliance issues and was developed for planning purposes only. Kimley-Horn has no control over the cost of labor, materials, equipment, or over the Contractor's methods of determining prices or over competitive bidding or market conditions. Opinions of probable costs provided herein are based on the information known to Kimley-Horn at this time and represent only Kimley-Horn's judgment as a design professional familiar with the construction industry. Kimley-Horn cannot and does not guarantee that proposals, bids, or actual construction costs will not vary from its opinions of probable costs.

Sidewalk Barrier Conceptual Budget Summary

Sidewalk barriers are displayed for visual purposes only. Their associated costs are stored in the s yer, which is costed panel-by-panel in the Facility Priority Summary.

PROW Sidewalk Corridor Compliance Summary

Corridor

DATE CT

Corridor Score & Severity

Score: 3
MEDIUM

Corridor Cost Summary

Facility Type		Cost
Sidewalk	$	98,646
Crosswalks	$	0
Curb Ramps	$	0
Missing Ramps	$	0

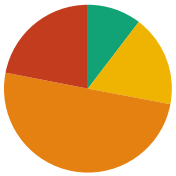

Sidewalk Barrier Priority Distribution

Priority	Percentage (%)
1	0%
2	22%
3	50%
4	18%
5	10%

Corridor Map



Facility Condition Summary

Sidewalks

Barrier Priority	Length (yd)		Cost
1	0	$	0
2	383	$	25,643
3	875	$	63,179
4	307	$	3,523
5	181	$	6,301
Total	1,746	$	98,646

Curb Ramps

Barrier Priority	Quantity		Cost
1	0	$	0
2	0	$	0
3	0	$	0
4	0	$	0
5	0	$	0
Total	0	$	0

Crosswalks

Barrier Priority	Length (yd)		Cost
1	0	$	0
2	0	$	0
3	0	$	0
4	0	$	0
5	0	$	0
Total	0	$	0

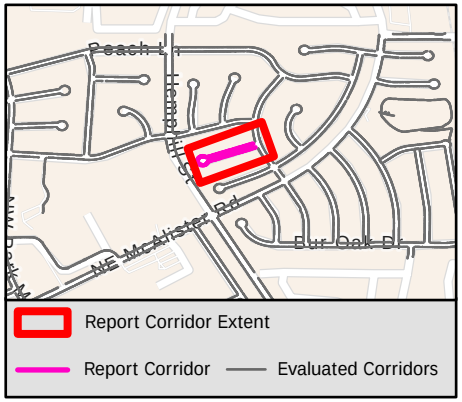

Sidewalk Barrier Summary

Pole	Quantity:	0
Fire Hydrant	Quantity:	0
Vault	Quantity:	0
Vegetation	Quantity:	0
Sign	Quantity:	0
Other	Quantity:	0

Missing Curb Ramps

Symbol	Quantity		Cost
	0	$	0

Curb Ramps Shown in Other Reports

Symbol	Quantity	Cost
	2	Other Report

Conceptual Budget Estimate Disclaimer

This "cost report" assigns a conceptual budget estimate to resolve non-compliance issues and was developed for planning purposes only. Kimley-Horn has no control over the cost of labor, materials, equipment, or over the Contractor's methods of determining prices or over competitive bidding or market conditions. Opinions of probable costs provided herein are based on the information known to Kimley-Horn at this time and represent only Kimley-Horn's judgment as a design professional familiar with the construction industry. Kimley-Horn cannot and does not guarantee that proposals, bids, or actual construction costs will not vary from its opinions of probable costs.

Sidewalk Barrier Conceptual Budget Summary

Sidewalk barriers are displayed for visual purposes only. Their associated costs are stored in the s yer, which is costed panel-by-panel in the Facility Priority Summary.

PROW Sidewalk Corridor Compliance Summary

Corridor

DAUGHTERS DR

Corridor Score & Severity

Score: 4

MEDIUM

Corridor Cost Summary

Facility Type		Cost
Sidewalk	$	62,530
Crosswalks	$	0
Curb Ramps	$	17,900
Missing Ramps	$	0

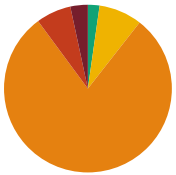

Sidewalk Barrier Priority Distribution

Priority	Percentage (%)
1	3%
2	7%
3	79%
4	8%
5	2%

Corridor Map

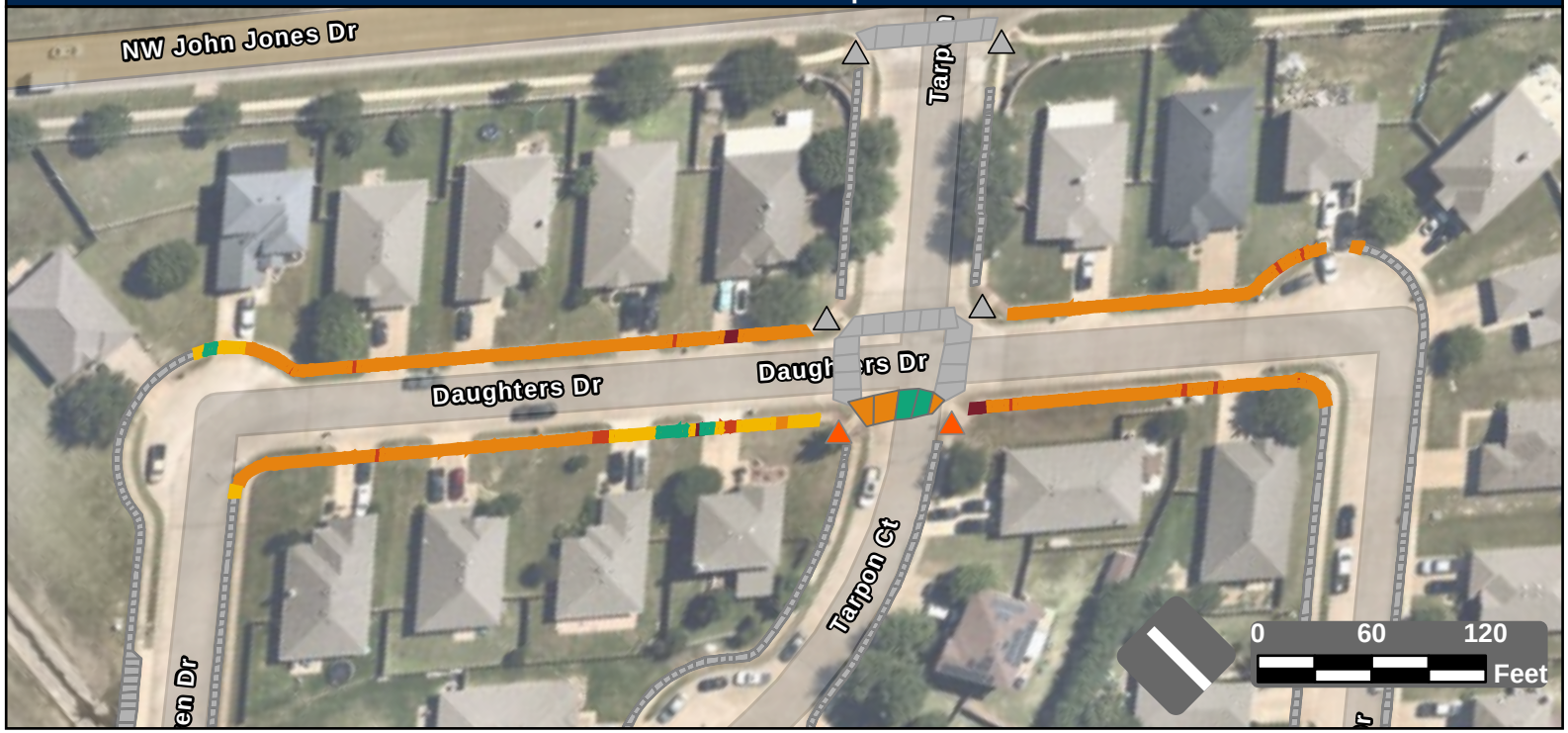

Facility Condition Summary

Sidewalks

Barrier Priority	Length (yd)		Cost
1	30	$	2,149
2	59	$	4,284
3	700	$	50,555
4	73	$	4,111
5	20	$	1,431
Total	882	$	62,530

Curb Ramps

Barrier Priority	Quantity		Cost
1	0	$	0
2	2	$	17,900
3	0	$	0
4	0	$	0
5	0	$	0
Total	2	$	17,900

Crosswalks

Barrier Priority	Length (yd)		Cost
1	0	$	0
2	0	$	0
3	37	$	0
4	0	$	0
5	26	$	
Total	63	$	0

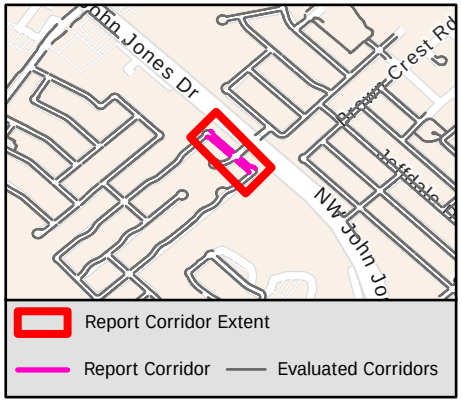

Sidewalk Barrier Summary

Pole	Quantity:	0
Fire Hydrant	Quantity:	0
Vault	Quantity:	0
Vegetation	Quantity:	0
Sign	Quantity:	0
Other	Quantity:	0

Missing Curb Ramps

Symbol	Quantity		Cost
	0	$	0

Curb Ramps Shown in Other Reports

Symbol	Quantity	Cost
	4	Other Report

Conceptual Budget Estimate Disclaimer

This "cost report" assigns a conceptual budget estimate to resolve non-compliance issues and was developed for planning purposes only. Kimley-Horn has no control over the cost of labor, materials, equipment, or over the Contractor's methods of determining prices or over competitive bidding or market conditions. Opinions of probable costs provided herein are based on the information known to Kimley-Horn at this time and represent only Kimley-Horn's judgment as a design professional familiar with the construction industry. Kimley-Horn cannot and does not guarantee that proposals, bids, or actual construction costs will not vary from its opinions of probable costs.

Sidewalk Barrier Conceptual Budget Summary

Sidewalk barriers are displayed for visual purposes only. Their associated costs are stored in the s yer, which is costed panel-by-panel in the Facility Priority Summary.

PROW Sidewalk Corridor Compliance Summary

Corridor

DEBORAH CT

Corridor Score & Severity

Score: 3

MEDIUM

Corridor Cost Summary

Facility Type		Cost
Sidewalk	$	0
Crosswalks	$	0
Curb Ramps	$	6,400
Missing Ramps	$	0

Sidewalk Barrier Priority Distribution

Priority	Percentage (%)
1	%
2	%
3	%
4	%
5	%

Corridor Map

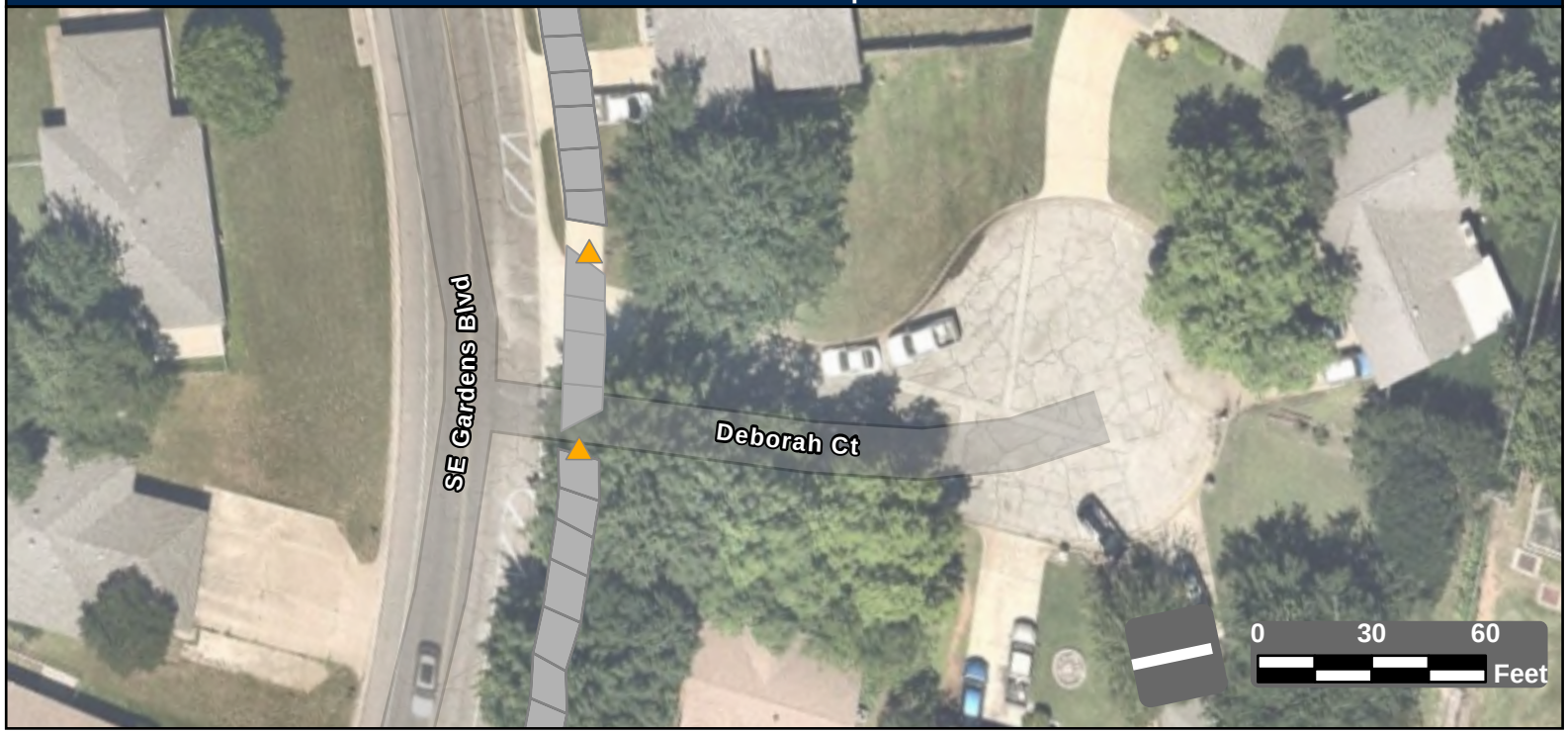

Facility Condition Summary

Sidewalks

Barrier Priority	Length (yd)		Cost
1	0	$	0
2	0	$	0
3	0	$	0
4	0	$	0
5	0	$	0
Total	0	$	0

Curb Ramps

Barrier Priority	Quantity		Cost
1	0	$	0
2	0	$	0
3	2	$	6,400
4	0	$	0
5	0	$	0
Total	2	$	6,400

Crosswalks

Barrier Priority	Length (yd)		Cost
1	0	$	0
2	0	$	0
3	0	$	0
4	0	$	0
5	0	$	0
Total	0	$	0

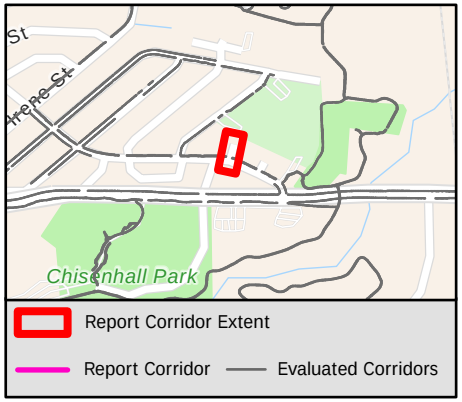

Sidewalk Barrier Summary

Pole	Quantity:	0
Fire Hydrant	Quantity:	0
Vault	Quantity:	0
Vegetation	Quantity:	0
Sign	Quantity:	0
Other	Quantity:	0

Missing Curb Ramps

Symbol	Quantity		Cost
	0	$	0

Curb Ramps Shown in Other Reports

Symbol	Quantity	Cost
	0	Other Report

Conceptual Budget Estimate Disclaimer

This "cost report" assigns a conceptual budget estimate to resolve non-compliance issues and was developed for planning purposes only. Kimley-Horn has no control over the cost of labor, materials, equipment, or over the Contractor's methods of determining prices or over competitive bidding or market conditions. Opinions of probable costs provided herein are based on the information known to Kimley-Horn at this time and represent only Kimley-Horn's judgment as a design professional familiar with the construction industry. Kimley-Horn cannot and does not guarantee that proposals, bids, or actual construction costs will not vary from its opinions of probable costs.

Sidewalk Barrier Conceptual Budget Summary

Sidewalk barriers are displayed for visual purposes only. Their associated costs are stored in the s yer, which is costed panel-by-panel in the Facility Priority Summary.

PROW Sidewalk Corridor Compliance Summary

Corridor

DEBORAH DR

Corridor Score & Severity

Score: 2

HIGH

Corridor Cost Summary

Facility Type		Cost
Sidewalk	$	0
Crosswalks	$	0
Curb Ramps	$	13,400
Missing Ramps	$	0

Sidewalk Barrier Priority Distribution

Priority	Percentage (%)
1	%
2	%
3	%
4	%
5	%

Corridor Map



Facility Condition Summary

Sidewalks

Barrier Priority	Length (yd)		Cost
1	0	$	0
2	0	$	0
3	0	$	0
4	0	$	0
5	0	$	0
Total	0	$	0

Curb Ramps

Barrier Priority	Quantity		Cost
1	0	$	0
2	2	$	13,400
3	0	$	0
4	0	$	0
5	0	$	0
Total	2	$	13,400

Crosswalks

Barrier Priority	Length (yd)		Cost
1	0	$	0
2	0	$	0
3	0	$	0
4	0	$	0
5	0	$	0
Total	0	$	0

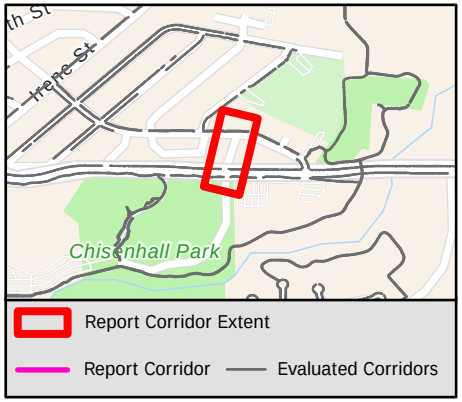

Sidewalk Barrier Summary

Pole	Quantity:	0
Fire Hydrant	Quantity:	0
Vault	Quantity:	0
Vegetation	Quantity:	0
Sign	Quantity:	0
Other	Quantity:	0

Missing Curb Ramps

Symbol	Quantity		Cost
	0	$	0

Curb Ramps Shown in Other Reports

Symbol	Quantity	Cost
	4	Other Report

Conceptual Budget Estimate Disclaimer

This "cost report" assigns a conceptual budget estimate to resolve non-compliance issues and was developed for planning purposes only. Kimley-Horn has no control over the cost of labor, materials, equipment, or over the Contractor's methods of determining prices or over competitive bidding or market conditions. Opinions of probable costs provided herein are based on the information known to Kimley-Horn at this time and represent only Kimley-Horn's judgment as a design professional familiar with the construction industry. Kimley-Horn cannot and does not guarantee that proposals, bids, or actual construction costs will not vary from its opinions of probable costs.

Sidewalk Barrier Conceptual Budget Summary

Sidewalk barriers are displayed for visual purposes only. Their associated costs are stored in the s yer, which is costed panel-by-panel in the Facility Priority Summary.

1788

PROW Sidewalk Corridor Compliance Summary

Corridor

DEERWOOD DR

Corridor Score & Severity

Score: 2

HIGH

Corridor Cost Summary

Facility Type		Cost
Sidewalk	$	87,255
Crosswalks	$	0
Curb Ramps	$	11,900
Missing Ramps	$	0

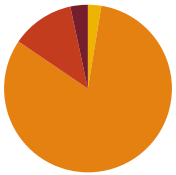

Sidewalk Barrier Priority Distribution

Priority	Percentage (%)
1	3%
2	12%
3	82%
4	3%
5	0%

Corridor Map



Facility Condition Summary

Sidewalks

Barrier Priority	Length (yd)		Cost
1	41	$	2,966
2	149	$	10,442
3	1,004	$	72,475
4	32	$	1,372
5	0	$	0
Total	1,225	$	87,255

Curb Ramps

Barrier Priority	Quantity		Cost
1	0	$	0
2	2	$	11,900
3	0	$	0
4	0	$	0
5	0	$	0
Total	2	$	11,900

Crosswalks

Barrier Priority	Length (yd)		Cost
1	0	$	0
2	0	$	0
3	0	$	0
4	0	$	0
5	0	$	0
Total	0	$	0

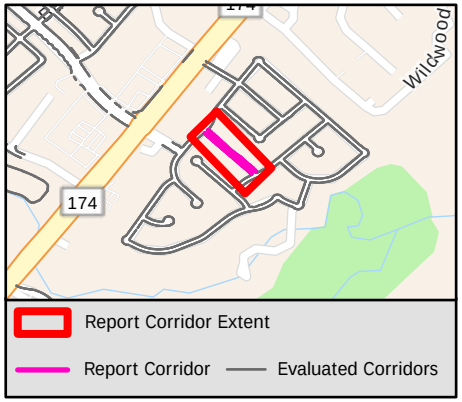

Sidewalk Barrier Summary

Pole	Quantity:	0
Fire Hydrant	Quantity:	0
Vault	Quantity:	0
Vegetation	Quantity:	0
Sign	Quantity:	0
Other	Quantity:	0

Missing Curb Ramps

Symbol	Quantity		Cost
	0	$	0

Curb Ramps Shown in Other Reports

Symbol	Quantity	Cost
	2	Other Report

Conceptual Budget Estimate Disclaimer

This "cost report" assigns a conceptual budget estimate to resolve non-compliance issues and was developed for planning purposes only. Kimley-Horn has no control over the cost of labor, materials, equipment, or over the Contractor's methods of determining prices or over competitive bidding or market conditions. Opinions of probable costs provided herein are based on the information known to Kimley-Horn at this time and represent only Kimley-Horn's judgment as a design professional familiar with the construction industry. Kimley-Horn cannot and does not guarantee that proposals, bids, or actual construction costs will not vary from its opinions of probable costs.

Sidewalk Barrier Conceptual Budget Summary

Sidewalk barriers are displayed for visual purposes only. Their associated costs are stored in the s yer, which is costed panel-by-panel in the Facility Priority Summary.

PROW Sidewalk Corridor Compliance Summary

Corridor

DELAWARE ST

Corridor Score & Severity

Score: 5

LOW

Corridor Cost Summary

Facility Type		Cost
Sidewalk	$	118,565
Crosswalks	$	664
Curb Ramps	$	21,300
Missing Ramps	$	0

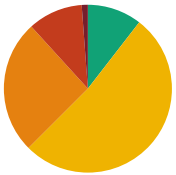

Sidewalk Barrier Priority Distribution

Priority	Percentage (%)
1	1%
2	11%
3	26%
4	52%
5	10%

Corridor Map

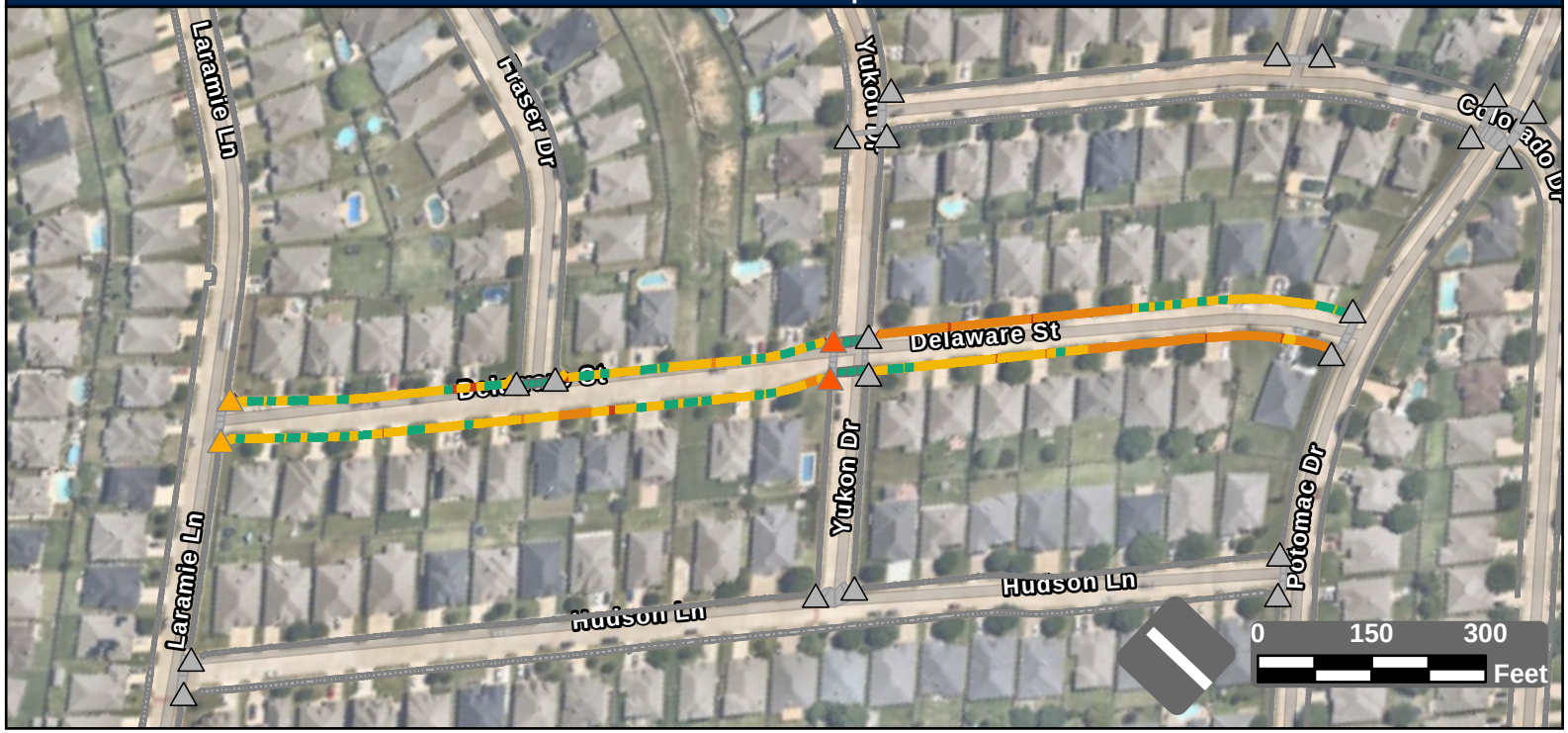

Facility Condition Summary

Sidewalks

Barrier Priority	Length (yd)		Cost
1	28	$	1,741
2	252	$	14,545
3	616	$	44,490
4	1,243	$	39,723
5	250	$	18,066
Total	2,390	$	118,565

Curb Ramps

Barrier Priority	Quantity		Cost
1	0	$	0
2	2	$	7,900
3	2	$	13,400
4	0	$	0
5	0	$	0
Total	4	$	21,300

Crosswalks

Barrier Priority	Length (yd)		Cost
1	0	$	0
2	0	$	0
3	12	$	0
4	7	$	664
5	133	$	
Total	151	$	664

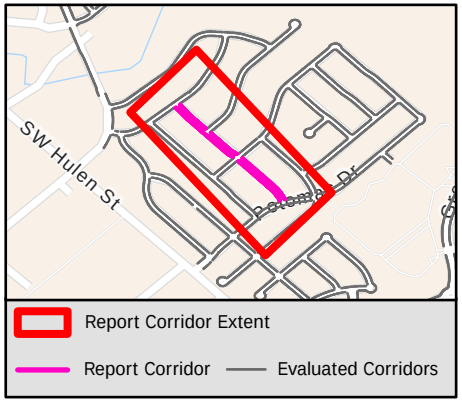

Sidewalk Barrier Summary

Pole	Quantity:	0
Fire Hydrant	Quantity:	0
Vault	Quantity:	0
Vegetation	Quantity:	0
Sign	Quantity:	0
Other	Quantity:	0

Missing Curb Ramps

Symbol	Quantity		Cost
	0	$	0

Curb Ramps Shown in Other Reports

Symbol	Quantity	Cost
	21	Other Report

Conceptual Budget Estimate Disclaimer

This "cost report" assigns a conceptual budget estimate to resolve non-compliance issues and was developed for planning purposes only. Kimley-Horn has no control over the cost of labor, materials, equipment, or over the Contractor's methods of determining prices or over competitive bidding or market conditions. Opinions of probable costs provided herein are based on the information known to Kimley-Horn at this time and represent only Kimley-Horn's judgment as a design professional familiar with the construction industry. Kimley-Horn cannot and does not guarantee that proposals, bids, or actual construction costs will not vary from its opinions of probable costs.

Sidewalk Barrier Conceptual Budget Summary

Sidewalk barriers are displayed for visual purposes only. Their associated costs are stored in the s ver, which is costed panel-by-panel in the Facility Priority Summary.

1790

PROW Sidewalk Corridor Compliance Summary

Corridor

DENALI DR

Corridor Score & Severity

Score: 4

MEDIUM

Corridor Cost Summary

Facility Type		Cost
Sidewalk	$	16,132
Crosswalks	$	3,138
Curb Ramps	$	19,350
Missing Ramps	$	0

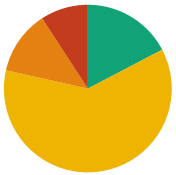

Sidewalk Barrier Priority Distribution

Priority	Percentage (%)
1	0%
2	9%
3	12%
4	61%
5	17%

Corridor Map

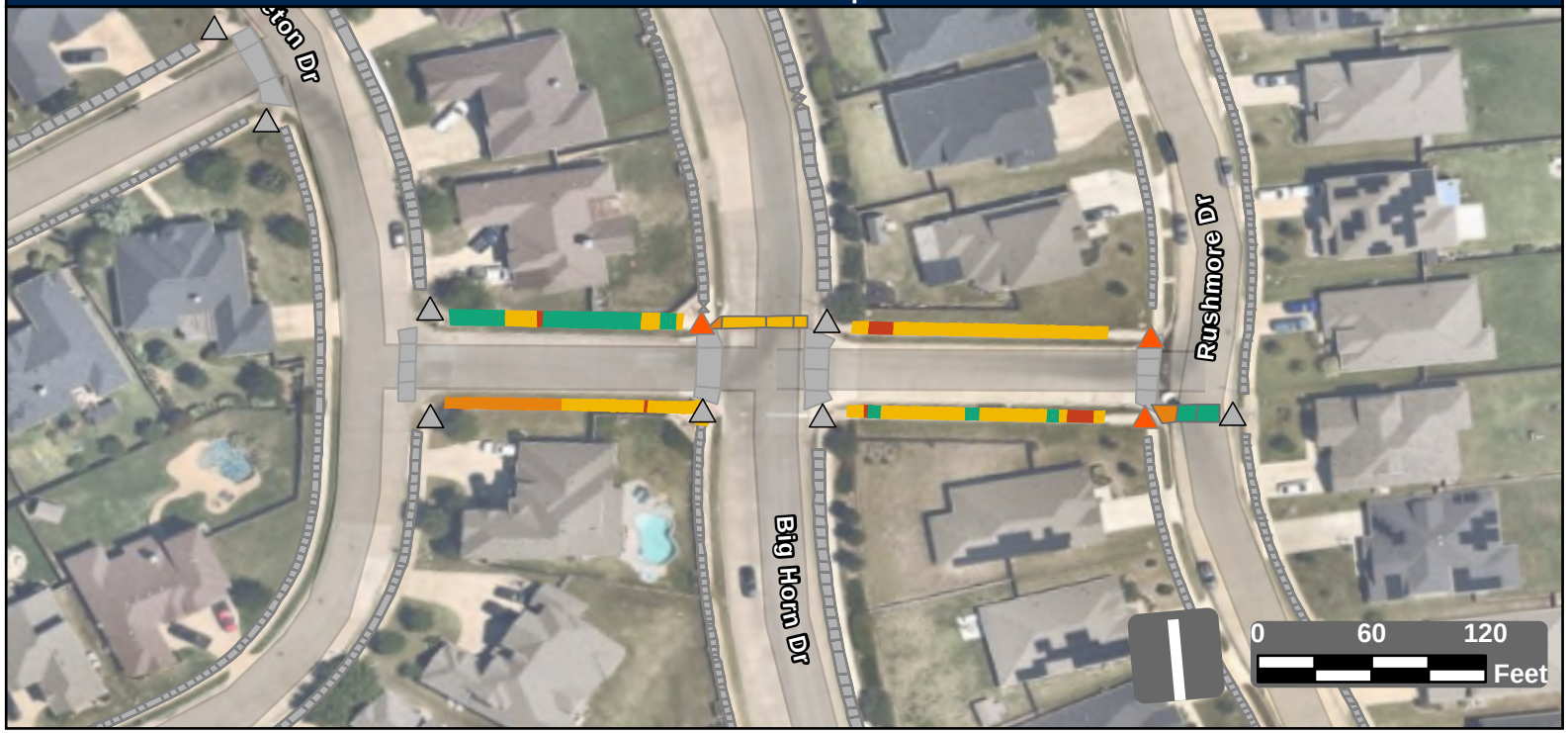

Facility Condition Summary

Sidewalks

Barrier Priority	Length (yd)		Cost
1	0	$	0
2	38	$	2,078
3	51	$	3,652
4	251	$	5,266
5	71	$	5,135
Total	411	$	16,132

Curb Ramps

Barrier Priority	Quantity		Cost
1	0	$	0
2	3	$	19,350
3	0	$	0
4	0	$	0
5	0	$	0
Total	3	$	19,350

Crosswalks

Barrier Priority	Length (yd)		Cost
1	0	$	0
2	0	$	0
3	14	$	302
4	36	$	2,836
5	21	$	
Total	70	$	3,138

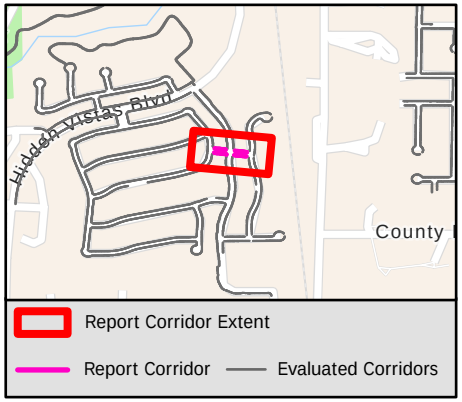

Sidewalk Barrier Summary

Pole	Quantity:	0
Fire Hydrant	Quantity:	0
Vault	Quantity:	0
Vegetation	Quantity:	0
Sign	Quantity:	0
Other	Quantity:	0

Missing Curb Ramps

Symbol	Quantity		Cost
	0	$	0

Curb Ramps Shown in Other Reports

Symbol	Quantity	Cost
	8	Other Report

Conceptual Budget Estimate Disclaimer

This "cost report" assigns a conceptual budget estimate to resolve non-compliance issues and was developed for planning purposes only. Kimley-Horn has no control over the cost of labor, materials, equipment, or over the Contractor's methods of determining prices or over competitive bidding or market conditions. Opinions of probable costs provided herein are based on the information known to Kimley-Horn at this time and represent only Kimley-Horn's judgment as a design professional familiar with the construction industry. Kimley-Horn cannot and does not guarantee that proposals, bids, or actual construction costs will not vary from its opinions of probable costs.

Sidewalk Barrier Conceptual Budget Summary

Sidewalk barriers are displayed for visual purposes only. Their associated costs are stored in the s yer, which is costed panel-by-panel in the Facility Priority Summary.

PROW Sidewalk Corridor Compliance Summary

Corridor

DEPOT ST

Corridor Score & Severity

Score: 3
MEDIUM

Corridor Cost Summary

Facility Type		Cost
Sidewalk	$	1,907
Crosswalks	$	0
Curb Ramps	$	29,800
Missing Ramps	$	0

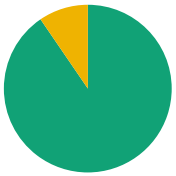

Sidewalk Barrier Priority Distribution

Priority	Percentage (%)
1	0%
2	0%
3	0%
4	10%
5	90%

Corridor Map



Facility Condition Summary

Sidewalks

Barrier Priority	Length (yd)		Cost
1	0	$	0
2	0	$	0
3	0	$	0
4	23	$	1,907
5	220	$	0
Total	243	$	1,907

Curb Ramps

Barrier Priority	Quantity		Cost
1	0	$	0
2	0	$	0
3	4	$	29,800
4	0	$	0
5	0	$	0
Total	4	$	29,800

Crosswalks

Barrier Priority	Length (yd)		Cost
1	0	$	0
2	0	$	0
3	0	$	0
4	0	$	0
5	0	$	0
Total	0	$	0

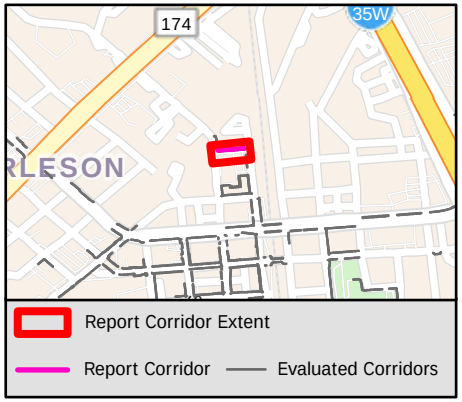

Sidewalk Barrier Summary

Pole	Quantity:	0
Fire Hydrant	Quantity:	0
Vault	Quantity:	0
Vegetation	Quantity:	0
Sign	Quantity:	0
Other	Quantity:	0

Missing Curb Ramps

Symbol	Quantity		Cost
	0	$	0

Curb Ramps Shown in Other Reports

Symbol	Quantity	Cost
	0	Other Report

Conceptual Budget Estimate Disclaimer

This "cost report" assigns a conceptual budget estimate to resolve non-compliance issues and was developed for planning purposes only. Kimley-Horn has no control over the cost of labor, materials, equipment, or over the Contractor's methods of determining prices or over competitive bidding or market conditions. Opinions of probable costs provided herein are based on the information known to Kimley-Horn at this time and represent only Kimley-Horn's judgment as a design professional familiar with the construction industry. Kimley-Horn cannot and does not guarantee that proposals, bids, or actual construction costs will not vary from its opinions of probable costs.

Sidewalk Barrier Conceptual Budget Summary

Sidewalk barriers are displayed for visual purposes only. Their associated costs are stored in the s yer, which is costed panel-by-panel in the Facility Priority Summary.

1792

PROW Sidewalk Corridor Compliance Summary

Corridor

DESTREHAN CT

Corridor Score & Severity

Score: 5

LOW

Corridor Cost Summary

Facility Type		Cost
Sidewalk	$	40,152
Crosswalks	$	2,663
Curb Ramps	$	5,950
Missing Ramps	$	0

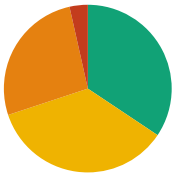

Sidewalk Barrier Priority Distribution

Priority	Percentage (%)
1	0%
2	4%
3	27%
4	36%
5	34%

Corridor Map

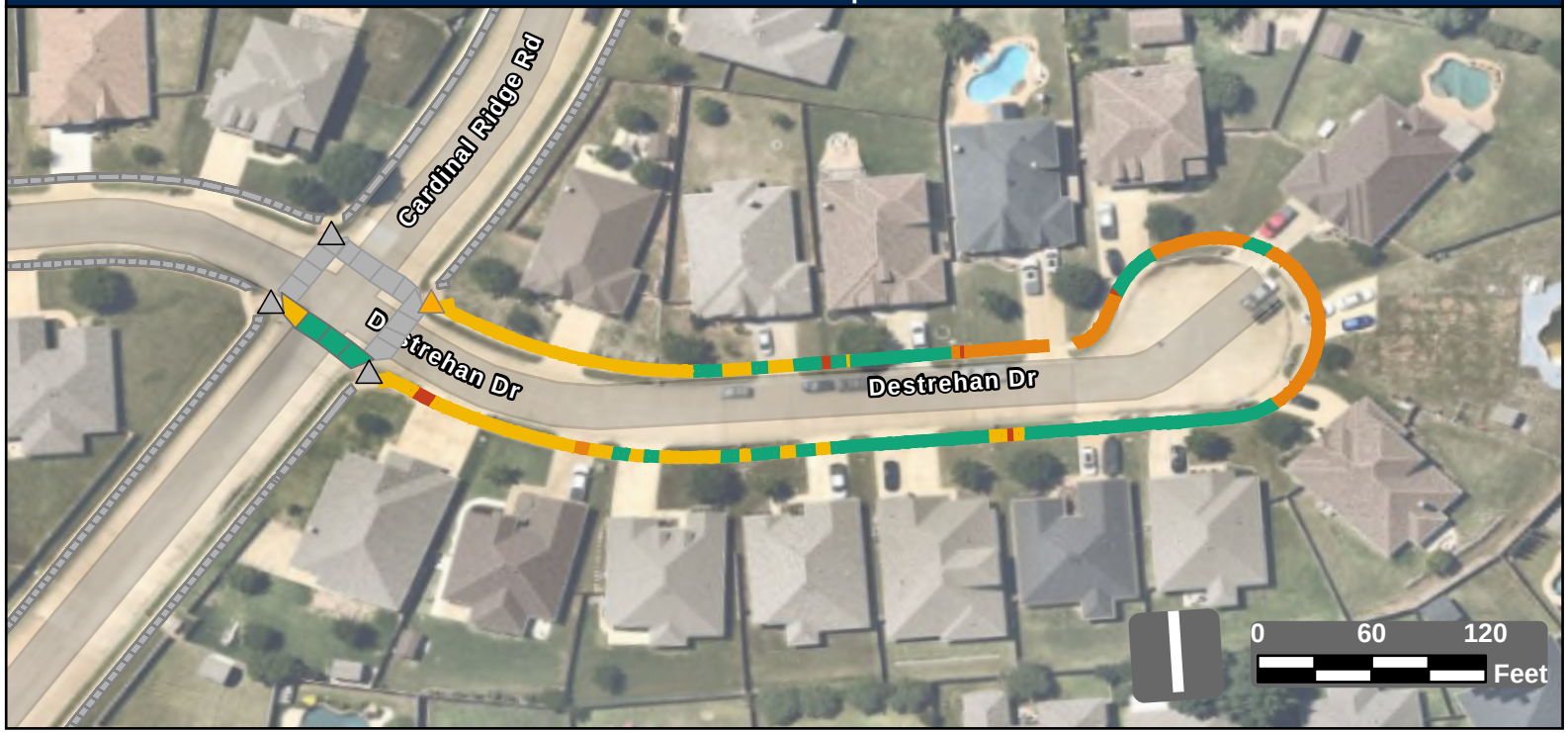

Facility Condition Summary

Sidewalks

Barrier Priority	Length (yd)		Cost
1	0	$	0
2	31	$	1,834
3	238	$	17,199
4	319	$	15,846
5	308	$	5,274
Total	896	$	40,152

Curb Ramps

Barrier Priority	Quantity		Cost
1	0	$	0
2	0	$	0
3	1	$	5,950
4	0	$	0
5	0	$	0
Total	1	$	5,950

Crosswalks

Barrier Priority	Length (yd)		Cost
1	0	$	0
2	0	$	0
3	0	$	0
4	13	$	2,663
5	44	$	
Total	57	$	2,663

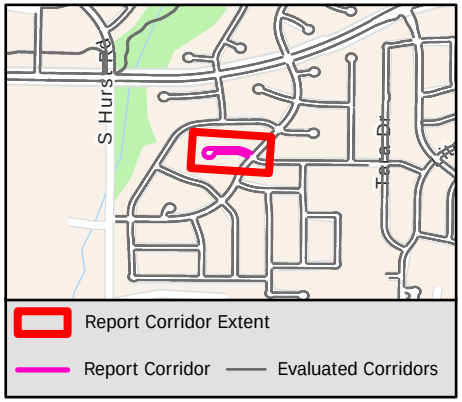

Sidewalk Barrier Summary

Pole	Quantity:	0
Fire Hydrant	Quantity:	0
Vault	Quantity:	0
Vegetation	Quantity:	0
Sign	Quantity:	0
Other	Quantity:	0

Missing Curb Ramps

Symbol	Quantity		Cost
	0	$	0

Curb Ramps Shown in Other Reports

Symbol	Quantity	Cost
	3	Other Report

Conceptual Budget Estimate Disclaimer

This "cost report" assigns a conceptual budget estimate to resolve non-compliance issues and was developed for planning purposes only. Kimley-Horn has no control over the cost of labor, materials, equipment, or over the Contractor's methods of determining prices or over competitive bidding or market conditions. Opinions of probable costs provided herein are based on the information known to Kimley-Horn at this time and represent only Kimley-Horn's judgment as a design professional familiar with the construction industry. Kimley-Horn cannot and does not guarantee that proposals, bids, or actual construction costs will not vary from its opinions of probable costs.

Sidewalk Barrier Conceptual Budget Summary

Sidewalk barriers are displayed for visual purposes only. Their associated costs are stored in the s yer, which is costed panel-by-panel in the Facility Priority Summary.

PROW Sidewalk Corridor Compliance Summary

Corridor

DESTREHAN DR

Corridor Score & Severity

Score: 5

LOW

Corridor Cost Summary

Facility Type		Cost
Sidewalk	$	151,219
Crosswalks	$	6,315
Curb Ramps	$	38,750
Missing Ramps	$	14,000

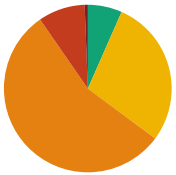

Sidewalk Barrier Priority Distribution

Priority	Percentage (%)
1	1%
2	9%
3	55%
4	29%
5	7%

Corridor Map

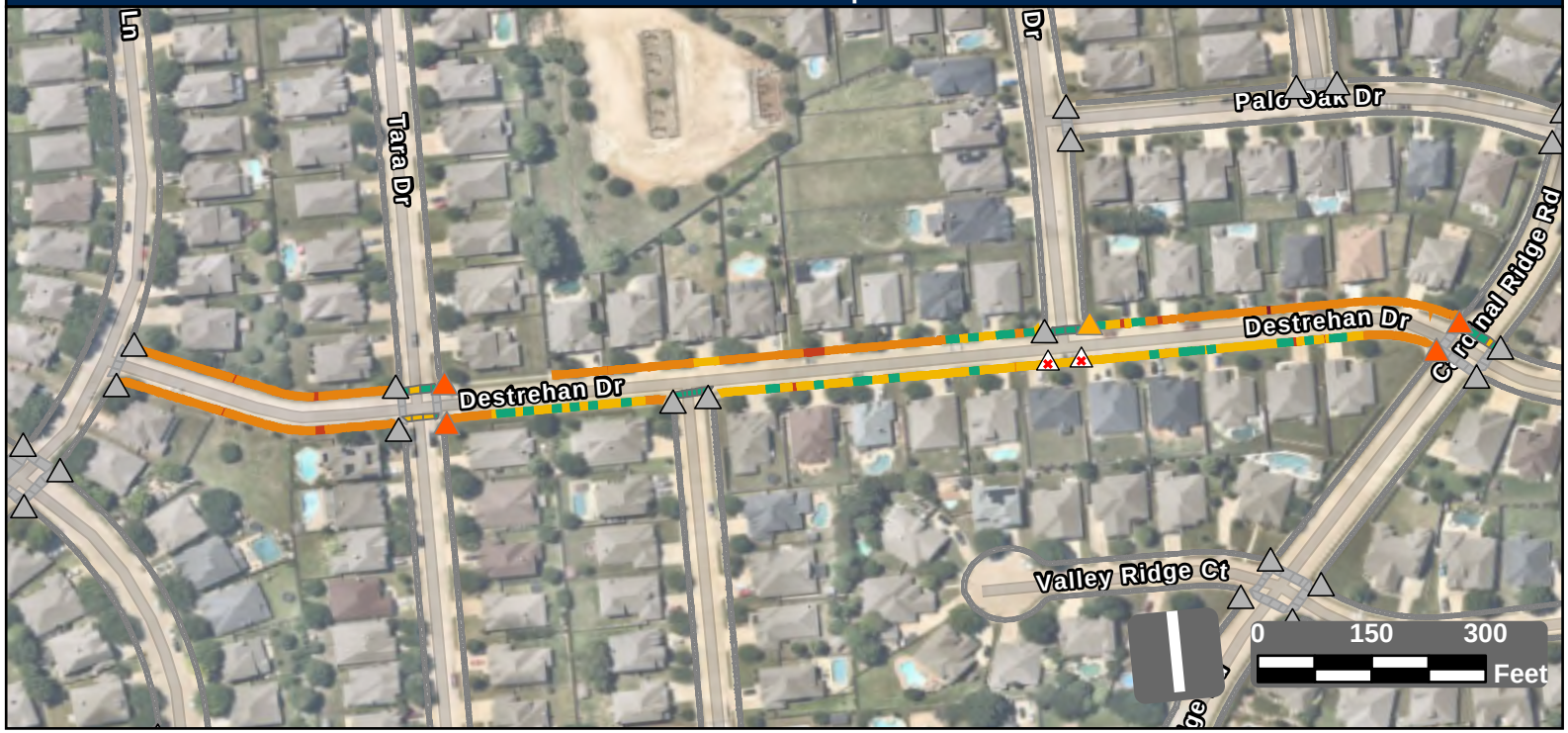

Facility Condition Summary

Sidewalks

Barrier Priority	Length (yd)		Cost
1	15	$	1,093
2	232	$	14,767
3	1,416	$	102,238
4	732	$	20,884
5	169	$	12,237
Total	2,563	$	151,219

Curb Ramps

Barrier Priority	Quantity		Cost
1	0	$	0
2	4	$	29,800
3	1	$	8,950
4	0	$	0
5	0	$	0
Total	5	$	38,750

Crosswalks

Barrier Priority	Length (yd)		Cost
1	0	$	0
2	0	$	0
3	0	$	0
4	63	$	6,315
5	207	$	
Total	270	$	6,315

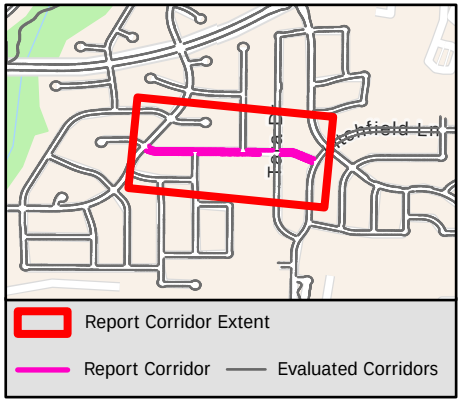

Sidewalk Barrier Summary

Pole	Quantity:	0
Fire Hydrant	Quantity:	0
Vault	Quantity:	0
Vegetation	Quantity:	0
Sign	Quantity:	0
Other	Quantity:	0

Missing Curb Ramps

Symbol	Quantity		Cost
	2	$	14,000

Curb Ramps Shown in Other Reports

Symbol	Quantity	Cost
	23	Other Report

Conceptual Budget Estimate Disclaimer

This "cost report" assigns a conceptual budget estimate to resolve non-compliance issues and was developed for planning purposes only. Kimley-Horn has no control over the cost of labor, materials, equipment, or over the Contractor's methods of determining prices or over competitive bidding or market conditions. Opinions of probable costs provided herein are based on the information known to Kimley-Horn at this time and represent only Kimley-Horn's judgment as a design professional familiar with the construction industry. Kimley-Horn cannot and does not guarantee that proposals, bids, or actual construction costs will not vary from its opinions of probable costs.

Sidewalk Barrier Conceptual Budget Summary

Sidewalk barriers are displayed for visual purposes only. Their associated costs are stored in the s yer, which is costed panel-by-panel in the Facility Priority Summary.

PROW Sidewalk Corridor Compliance Summary

Item B.

Corridor

DIABLO DR

Corridor Score & Severity

Score: 5

LOW

Corridor Cost Summary

Facility Type		Cost
Sidewalk	$	74,430
Crosswalks	$	
Curb Ramps	$	5,950
Missing Ramps	$	0

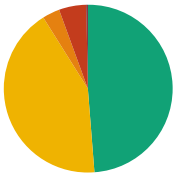

Sidewalk Barrier Priority Distribution

Priority	Percentage (%)
1	0%
2	5%
3	3%
4	42%
5	49%

Corridor Map



Facility Condition Summary

Sidewalks

Barrier Priority	Length (yd)		Cost
1	6	$	430
2	110	$	7,050
3	70	$	5,376
4	884	$	43,072
5	1,019	$	18,502
Total	2,090	$	74,430

Curb Ramps

Barrier Priority	Quantity		Cost
1	1	$	5,950
2	0	$	0
3	0	$	0
4	0	$	0
5	0	$	0
Total	1	$	5,950

Crosswalks

Barrier Priority	Length (yd)		Cost
1	0	$	0
2	0	$	0
3	0	$	0
4	0	$	0
5	33	$	
Total	33	$	

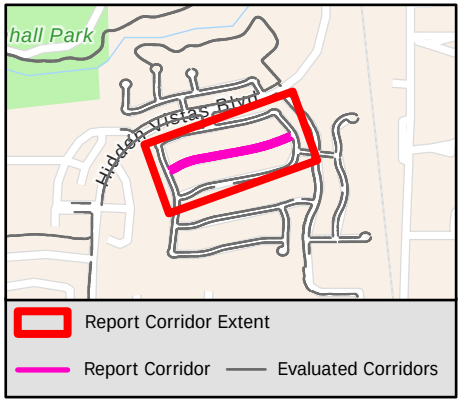

Sidewalk Barrier Summary

Pole	Quantity:	0
Fire Hydrant	Quantity:	0
Vault	Quantity:	0
Vegetation	Quantity:	0
Sign	Quantity:	0
Other	Quantity:	0

Missing Curb Ramps

Symbol	Quantity		Cost
	0	$	0

Curb Ramps Shown in Other Reports

Symbol	Quantity	Cost
	12	Other Report

Conceptual Budget Estimate Disclaimer

This "cost report" assigns a conceptual budget estimate to resolve non-compliance issues and was developed for planning purposes only. Kimley-Horn has no control over the cost of labor, materials, equipment, or over the Contractor's methods of determining prices or over competitive bidding or market conditions. Opinions of probable costs provided herein are based on the information known to Kimley-Horn at this time and represent only Kimley-Horn's judgment as a design professional familiar with the construction industry. Kimley-Horn cannot and does not guarantee that proposals, bids, or actual construction costs will not vary from its opinions of probable costs.

Sidewalk Barrier Conceptual Budget Summary

Sidewalk barriers are displayed for visual purposes only. Their associated costs are stored in the s yer, which is costed panel-by-panel in the Facility Priority Summary.

1795

PROW Sidewalk Corridor Compliance Summary

Corridor

DOGWOOD DR

Corridor Score & Severity

Score: 3
MEDIUM

Corridor Cost Summary

Facility Type		Cost
Sidewalk	$	64,427
Crosswalks	$	0
Curb Ramps	$	0
Missing Ramps	$	0

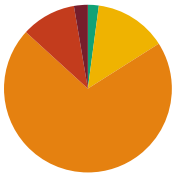

Sidewalk Barrier Priority Distribution

Priority	Percentage (%)
1	3%
2	11%
3	71%
4	14%
5	2%

Corridor Map

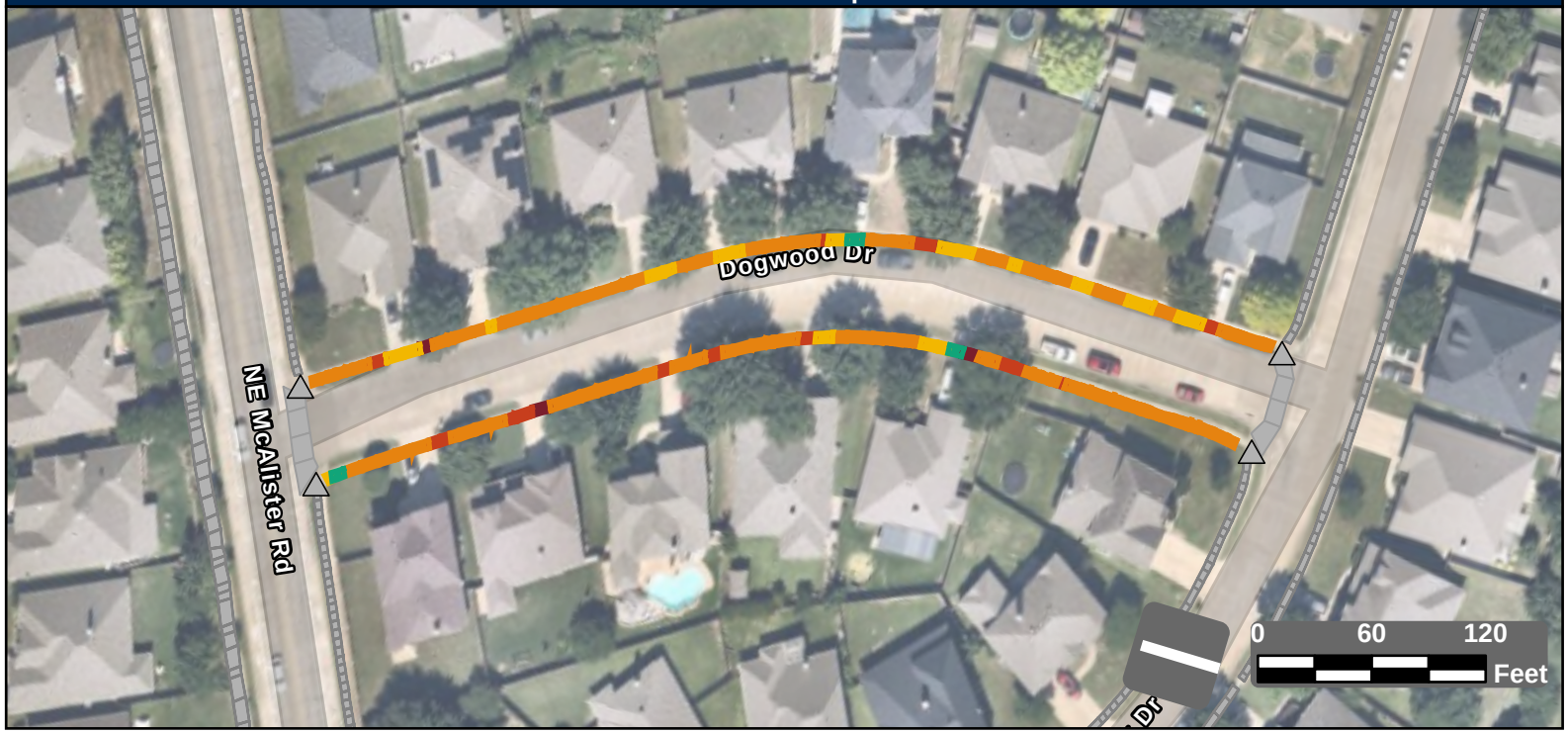

Facility Condition Summary

Sidewalks

Barrier Priority	Length (yd)		Cost
1	25	$	1,837
2	101	$	7,310
3	677	$	48,883
4	133	$	4,949
5	20	$	1,448
Total	957	$	64,427

Curb Ramps

Barrier Priority	Quantity		Cost
1	0	$	0
2	0	$	0
3	0	$	0
4	0	$	0
5	0	$	0
Total	0	$	0

Crosswalks

Barrier Priority	Length (yd)		Cost
1	0	$	0
2	0	$	0
3	0	$	0
4	0	$	0
5	0	$	0
Total	0	$	0

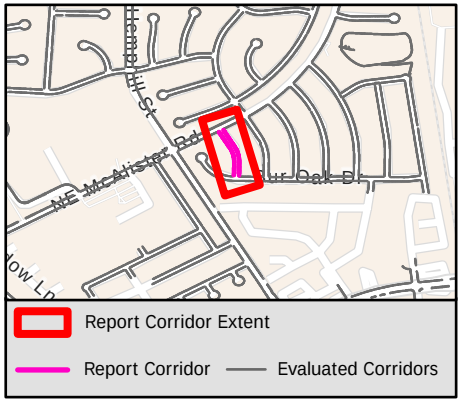

Sidewalk Barrier Summary

Pole	Quantity:	0
Fire Hydrant	Quantity:	0
Vault	Quantity:	0
Vegetation	Quantity:	0
Sign	Quantity:	0
Other	Quantity:	0

Missing Curb Ramps

Symbol	Quantity		Cost
	0	$	0

Curb Ramps Shown in Other Reports

Symbol	Quantity	Cost
	4	Other Report

Conceptual Budget Estimate Disclaimer

This "cost report" assigns a conceptual budget estimate to resolve non-compliance issues and was developed for planning purposes only. Kimley-Horn has no control over the cost of labor, materials, equipment, or over the Contractor's methods of determining prices or over competitive bidding or market conditions. Opinions of probable costs provided herein are based on the information known to Kimley-Horn at this time and represent only Kimley-Horn's judgment as a design professional familiar with the construction industry. Kimley-Horn cannot and does not guarantee that proposals, bids, or actual construction costs will not vary from its opinions of probable costs.

Sidewalk Barrier Conceptual Budget Summary

Sidewalk barriers are displayed for visual purposes only. Their associated costs are stored in the s yer, which is costed panel-by-panel in the Facility Priority Summary.

PROW Sidewalk Corridor Compliance Summary

Corridor

DORSEY ST

Corridor Score & Severity

Score: 4
MEDIUM

Corridor Cost Summary

Facility Type		Cost
Sidewalk	$	62,548
Crosswalks	$	5,110
Curb Ramps	$	20,850
Missing Ramps	$	7,000



Sidewalk Barrier Priority Distribution

Priority	Percentage (%)
1	14%
2	13%
3	40%
4	24%
5	9%

Corridor Map

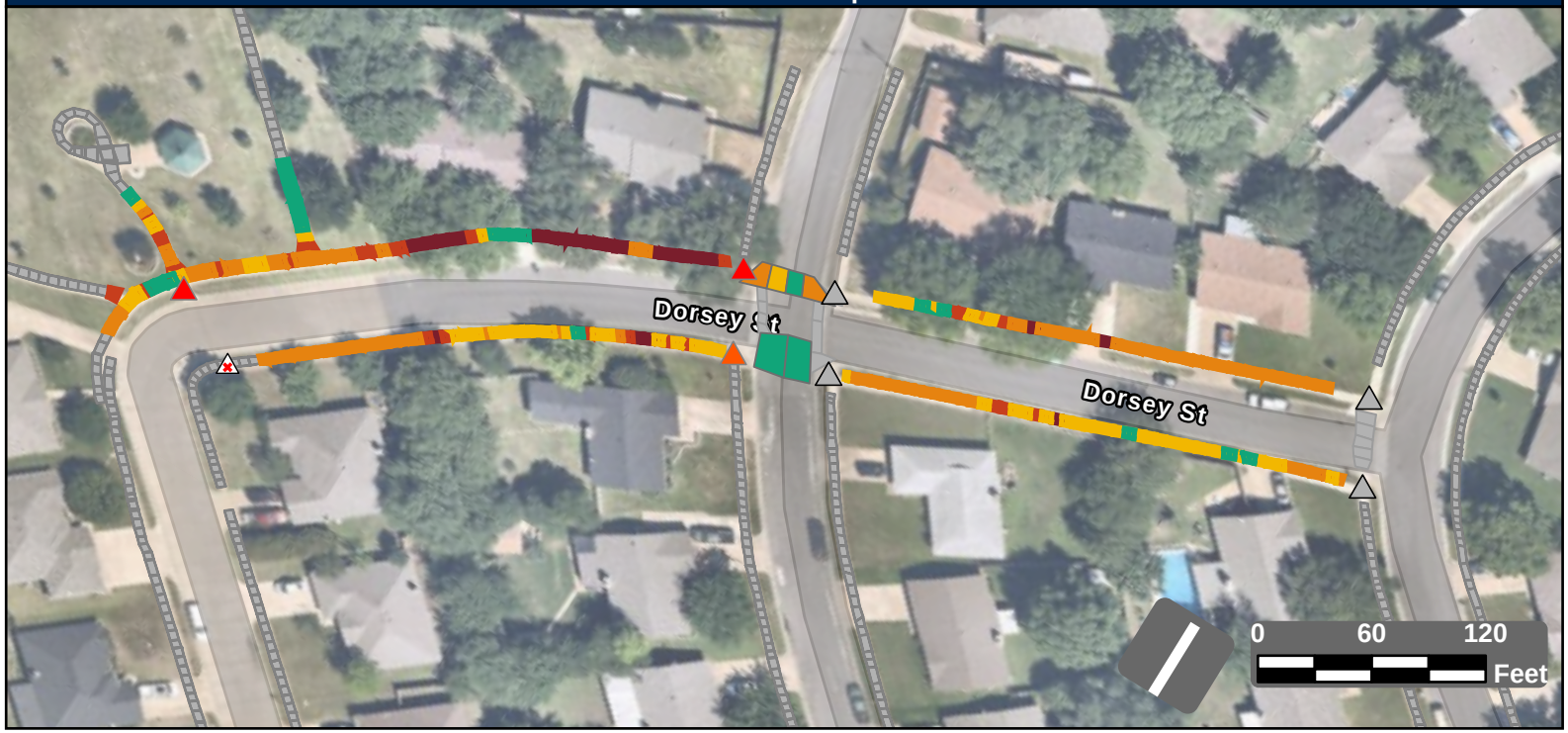

Facility Condition Summary

Sidewalks

Barrier Priority	Length (yd)		Cost
1	145	$	10,300
2	132	$	9,054
3	416	$	30,069
4	257	$	10,057
5	100	$	3,068
Total	1,050	$	62,548

Curb Ramps

Barrier Priority	Quantity		Cost
1	2	$	11,900
2	1	$	8,950
3	0	$	0
4	0	$	0
5	0	$	0
Total	3	$	20,850

Crosswalks

Barrier Priority	Length (yd)		Cost
1	0	$	0
2	0	$	0
3	28	$	2,648
4	12	$	2,462
5	72	$	
Total	112	$	5,110

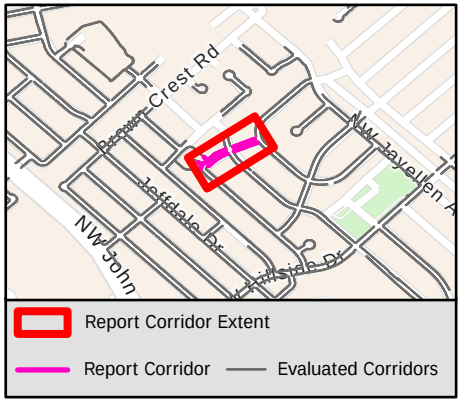

Sidewalk Barrier Summary

Pole	Quantity:	0
Fire Hydrant	Quantity:	0
Vault	Quantity:	0
Vegetation	Quantity:	0
Sign	Quantity:	0
Other	Quantity:	0

Missing Curb Ramps

Symbol	Quantity		Cost
	1	$	7,000

Curb Ramps Shown in Other Reports

Symbol	Quantity	Cost
	4	Other Report

Conceptual Budget Estimate Disclaimer

This "cost report" assigns a conceptual budget estimate to resolve non-compliance issues and was developed for planning purposes only. Kimley-Horn has no control over the cost of labor, materials, equipment, or over the Contractor's methods of determining prices or over competitive bidding or market conditions. Opinions of probable costs provided herein are based on the information known to Kimley-Horn at this time and represent only Kimley-Horn's judgment as a design professional familiar with the construction industry. Kimley-Horn cannot and does not guarantee that proposals, bids, or actual construction costs will not vary from its opinions of probable costs.

Sidewalk Barrier Conceptual Budget Summary

Sidewalk barriers are displayed for visual purposes only. Their associated costs are stored in the s yer, which is costed panel-by-panel in the Facility Priority Summary.

PROW Sidewalk Corridor Compliance Summary

Corridor

DOWNWOOD DR

Corridor Score & Severity

Score: 1

HIGH

Corridor Cost Summary

Facility Type		Cost
Sidewalk	$	0
Crosswalks	$	0
Curb Ramps	$	11,900
Missing Ramps	$	0

Sidewalk Barrier Priority Distribution

Priority	Percentage (%)
1	6%
2	41%
3	45%
4	6%
5	2%

Corridor Map



Facility Condition Summary

Sidewalks

Barrier Priority	Length (yd)		Cost
1	26	$	1,876
2	182	$	13,023
3	201	$	14,532
4	25	$	1,825
5	8	$	572
Total	0	$	0

Curb Ramps

Barrier Priority	Quantity		Cost
1	2	$	11,900
2	0	$	0
3	0	$	0
4	0	$	0
5	0	$	0
Total	2	$	11,900

Crosswalks

Barrier Priority	Length (yd)		Cost
1	0	$	0
2	0	$	0
3	0	$	0
4	0	$	0
5	0	$	0
Total	0	$	0

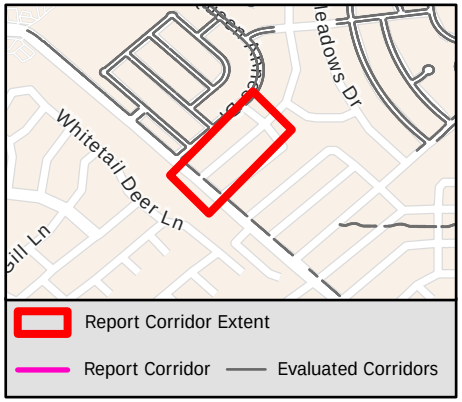

Sidewalk Barrier Summary

Pole	Quantity:	0
Fire Hydrant	Quantity:	0
Vault	Quantity:	0
Vegetation	Quantity:	0
Sign	Quantity:	0
Other	Quantity:	0

Missing Curb Ramps

Symbol	Quantity		Cost
	0	$	0

Curb Ramps Shown in Other Reports

Symbol	Quantity	Cost
	4	Other Report

Conceptual Budget Estimate Disclaimer

This "cost report" assigns a conceptual budget estimate to resolve non-compliance issues and was developed for planning purposes only. Kimley-Horn has no control over the cost of labor, materials, equipment, or over the Contractor's methods of determining prices or over competitive bidding or market conditions. Opinions of probable costs provided herein are based on the information known to Kimley-Horn at this time and represent only Kimley-Horn's judgment as a design professional familiar with the construction industry. Kimley-Horn cannot and does not guarantee that proposals, bids, or actual construction costs will not vary from its opinions of probable costs.

Sidewalk Barrier Conceptual Budget Summary

Sidewalk barriers are displayed for visual purposes only. Their associated costs are stored in the s yer, which is costed panel-by-panel in the Facility Priority Summary.

PROW Sidewalk Corridor Compliance Summary

Corridor

DOWNWOOD DR

Corridor Score & Severity

Score: 1

HIGH

Corridor Cost Summary

Facility Type		Cost
Sidewalk	$	31,828
Crosswalks	$	0
Curb Ramps	$	0
Missing Ramps	$	0

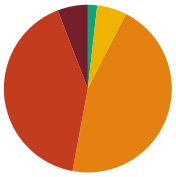

Sidewalk Barrier Priority Distribution

Priority	Percentage (%)
1	6%
2	41%
3	45%
4	6%
5	2%

Corridor Map



Facility Condition Summary

Sidewalks

Barrier Priority	Length (yd)		Cost
1	26	$	1,876
2	182	$	13,023
3	201	$	14,532
4	25	$	1,825
5	8	$	572
Total	443	$	31,828

Curb Ramps

Barrier Priority	Quantity		Cost
1	2	$	11,900
2	0	$	0
3	0	$	0
4	0	$	0
5	0	$	0
Total	0	$	0

Crosswalks

Barrier Priority	Length (yd)		Cost
1	0	$	0
2	0	$	0
3	0	$	0
4	0	$	0
5	0	$	0
Total	0	$	0

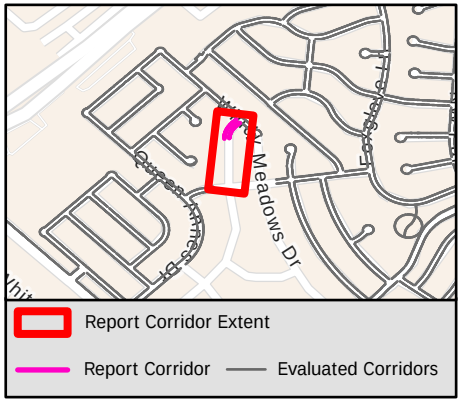

Sidewalk Barrier Summary

Pole	Quantity:	0
Fire Hydrant	Quantity:	0
Vault	Quantity:	0
Vegetation	Quantity:	0
Sign	Quantity:	0
Other	Quantity:	0

Missing Curb Ramps

Symbol	Quantity		Cost
	0	$	0

Curb Ramps Shown in Other Reports

Symbol	Quantity	Cost
	2	Other Report

Conceptual Budget Estimate Disclaimer

This "cost report" assigns a conceptual budget estimate to resolve non-compliance issues and was developed for planning purposes only. Kimley-Horn has no control over the cost of labor, materials, equipment, or over the Contractor's methods of determining prices or over competitive bidding or market conditions. Opinions of probable costs provided herein are based on the information known to Kimley-Horn at this time and represent only Kimley-Horn's judgment as a design professional familiar with the construction industry. Kimley-Horn cannot and does not guarantee that proposals, bids, or actual construction costs will not vary from its opinions of probable costs.

Sidewalk Barrier Conceptual Budget Summary

Sidewalk barriers are displayed for visual purposes only. Their associated costs are stored in the s yer, which is costed panel-by-panel in the Facility Priority Summary.

1799

PROW Sidewalk Corridor Compliance Summary

Item B.

Corridor

DUSTIN ST

Corridor Score & Severity

Score: 5

LOW

Corridor Cost Summary

Facility Type		Cost
Sidewalk	$	24,523
Crosswalks	$	
Curb Ramps	$	8,950
Missing Ramps	$	0

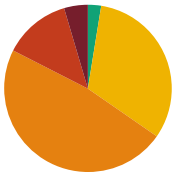

Sidewalk Barrier Priority Distribution

Priority	Percentage (%)
1	5%
2	13%
3	48%
4	32%
5	3%

Corridor Map

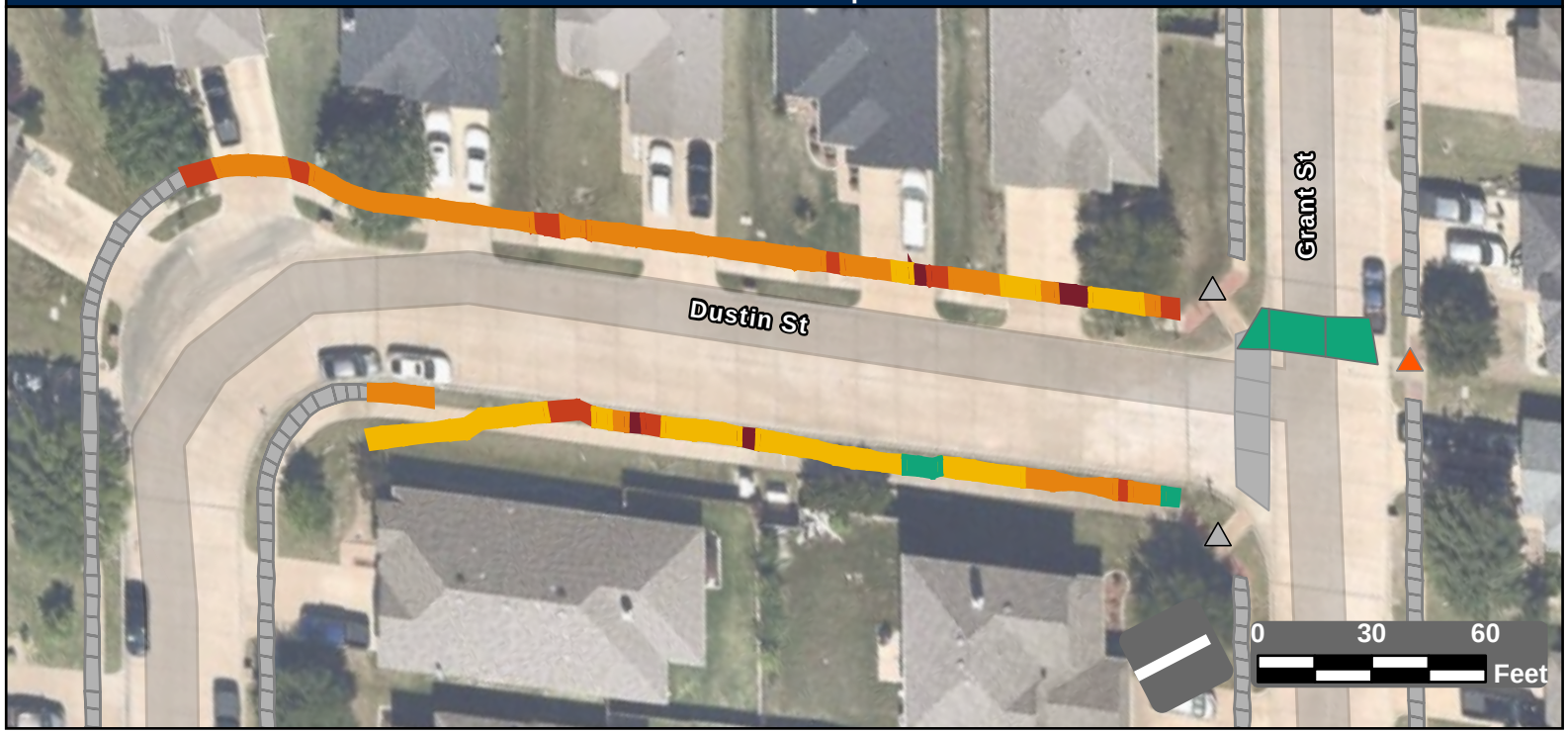

Facility Condition Summary

Sidewalks

Barrier Priority	Length (yd)		Cost
1	20	$	1,312
2	57	$	3,565
3	212	$	15,344
4	142	$	3,481
5	11	$	821
Total	444	$	24,523

Curb Ramps

Barrier Priority	Quantity		Cost
1	0	$	0
2	1	$	8,950
3	0	$	0
4	0	$	0
5	0	$	0
Total	1	$	8,950

Crosswalks

Barrier Priority	Length (yd)		Cost
1	0	$	0
2	0	$	0
3	0	$	0
4	0	$	0
5	36	$	
Total	36	$	

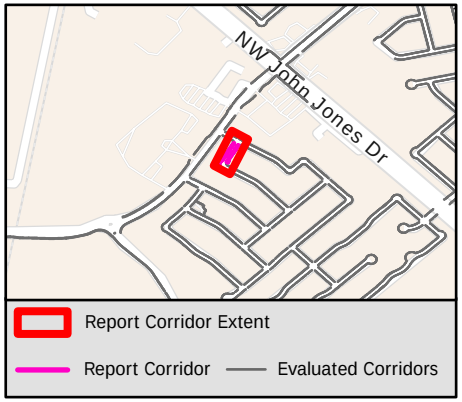

Sidewalk Barrier Summary

Pole	Quantity:	0
Fire Hydrant	Quantity:	0
Vault	Quantity:	0
Vegetation	Quantity:	0
Sign	Quantity:	0
Other	Quantity:	0

Missing Curb Ramps

Symbol	Quantity		Cost
	0	$	0

Curb Ramps Shown in Other Reports

Symbol	Quantity	Cost
	2	Other Report

Conceptual Budget Estimate Disclaimer

This "cost report" assigns a conceptual budget estimate to resolve non-compliance issues and was developed for planning purposes only. Kimley-Horn has no control over the cost of labor, materials, equipment, or over the Contractor's methods of determining prices or over competitive bidding or market conditions. Opinions of probable costs provided herein are based on the information known to Kimley-Horn at this time and represent only Kimley-Horn's judgment as a design professional familiar with the construction industry. Kimley-Horn cannot and does not guarantee that proposals, bids, or actual construction costs will not vary from its opinions of probable costs.

Sidewalk Barrier Conceptual Budget Summary

Sidewalk barriers are displayed for visual purposes only. Their associated costs are stored in the s yer, which is costed panel-by-panel in the Facility Priority Summary.

1800

PROW Sidewalk Corridor Compliance Summary

Corridor

DYLAN CT

Corridor Score & Severity

Score: 5

LOW

Corridor Cost Summary

Facility Type		Cost
Sidewalk	$	22,481
Crosswalks	$	0
Curb Ramps	$	8,950
Missing Ramps	$	0

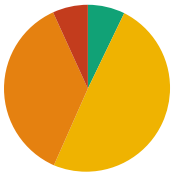

Sidewalk Barrier Priority Distribution

Priority	Percentage (%)
1	0%
2	7%
3	37%
4	50%
5	7%

Corridor Map

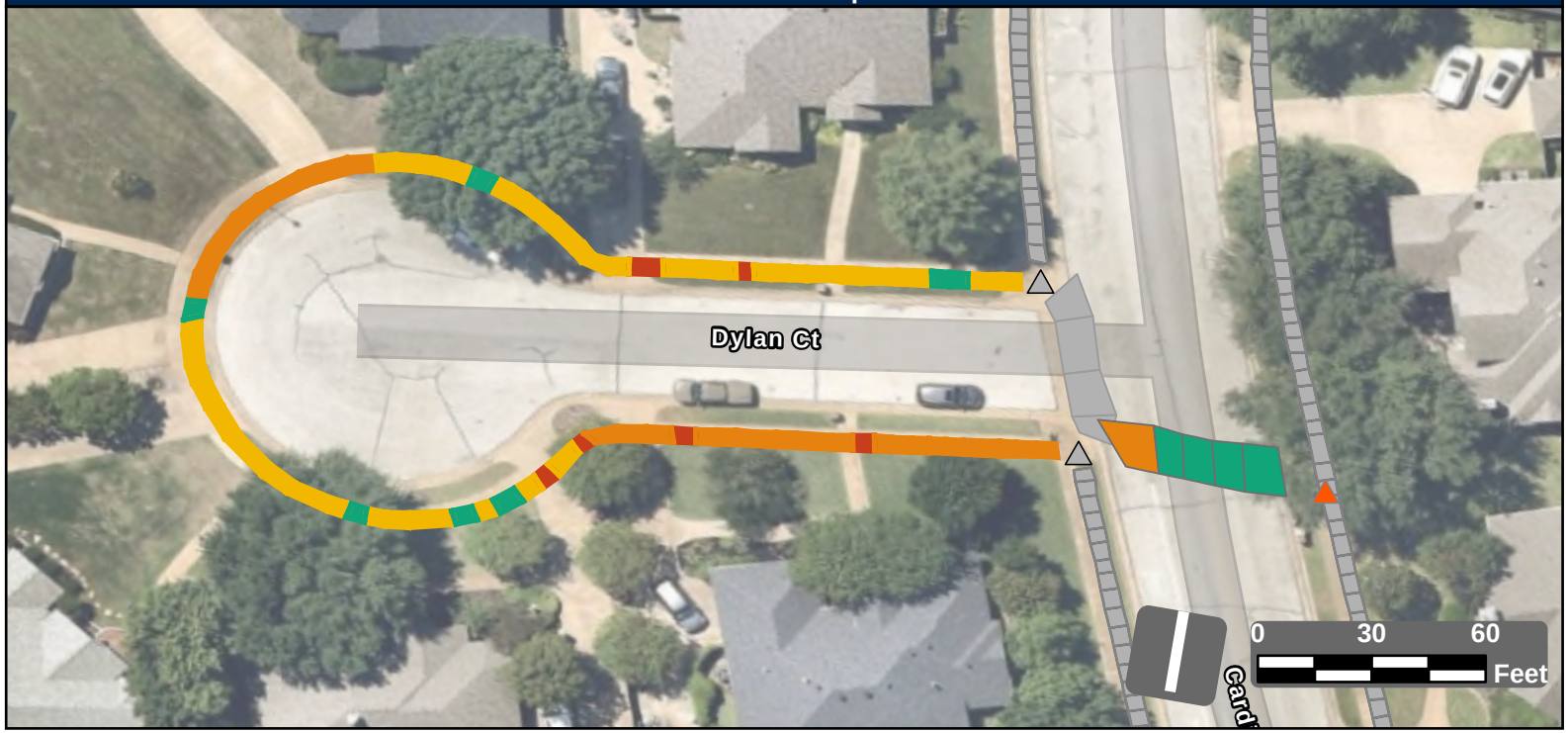

Facility Condition Summary

Sidewalks

Barrier Priority	Length (yd)		Cost
1	0	$	0
2	28	$	1,990
3	148	$	10,702
4	201	$	7,698
5	29	$	2,091
Total	405	$	22,481

Curb Ramps

Barrier Priority	Quantity		Cost
1	0	$	0
2	1	$	8,950
3	0	$	0
4	0	$	0
5	0	$	0
Total	1	$	8,950

Crosswalks

Barrier Priority	Length (yd)		Cost
1	0	$	0
2	0	$	0
3	14	$	0
4	0	$	0
5	41	$	
Total	55	$	0

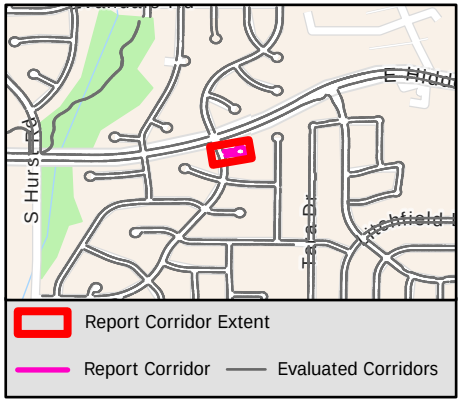

Sidewalk Barrier Summary

Pole	Quantity:	0
Fire Hydrant	Quantity:	0
Vault	Quantity:	0
Vegetation	Quantity:	0
Sign	Quantity:	0
Other	Quantity:	0

Missing Curb Ramps

Symbol	Quantity		Cost
	0	$	0

Curb Ramps Shown in Other Reports

Symbol	Quantity	Cost
	2	Other Report

Conceptual Budget Estimate Disclaimer

This "cost report" assigns a conceptual budget estimate to resolve non-compliance issues and was developed for planning purposes only. Kimley-Horn has no control over the cost of labor, materials, equipment, or over the Contractor's methods of determining prices or over competitive bidding or market conditions. Opinions of probable costs provided herein are based on the information known to Kimley-Horn at this time and represent only Kimley-Horn's judgment as a design professional familiar with the construction industry. Kimley-Horn cannot and does not guarantee that proposals, bids, or actual construction costs will not vary from its opinions of probable costs.

Sidewalk Barrier Conceptual Budget Summary

Sidewalk barriers are displayed for visual purposes only. Their associated costs are stored in the s yer, which is costed panel-by-panel in the Facility Priority Summary.

PROW Sidewalk Corridor Compliance Summary

Corridor

EASY ST

Corridor Score & Severity

Score: 5

LOW

Corridor Cost Summary

Facility Type		Cost
Sidewalk	$	22,966
Crosswalks	$	2,419
Curb Ramps	$	23,800
Missing Ramps	$	7,000

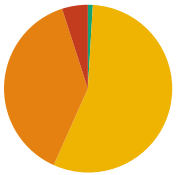

Sidewalk Barrier Priority Distribution

Priority	Percentage (%)
1	0%
2	5%
3	38%
4	56%
5	1%

Corridor Map

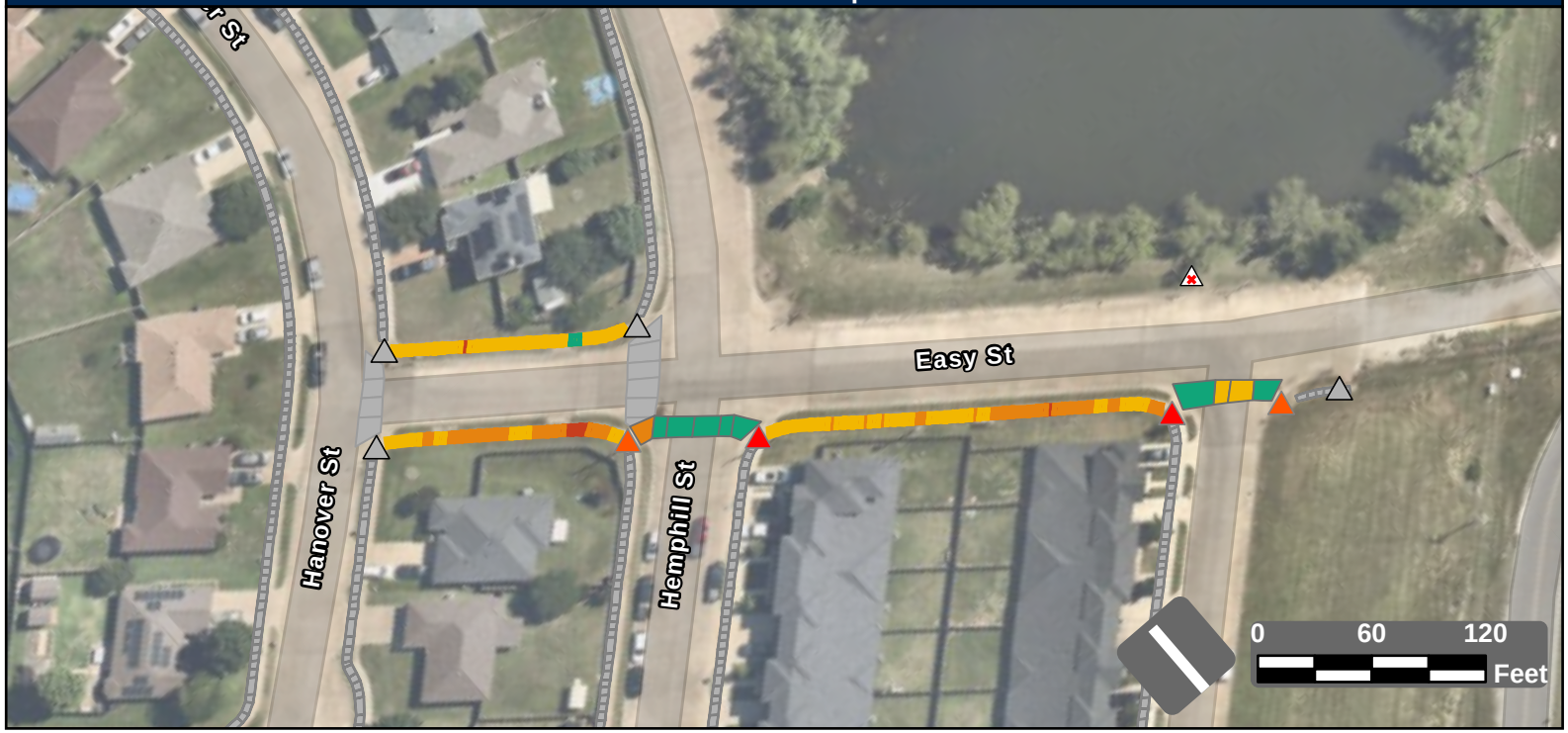

Facility Condition Summary

Sidewalks

Barrier Priority	Length (yd)		Cost
1	0	$	0
2	20	$	1,282
3	153	$	11,063
4	223	$	10,347
5	4	$	274
Total	399	$	22,966

Curb Ramps

Barrier Priority	Quantity		Cost
1	2	$	11,900
2	2	$	11,900
3	0	$	0
4	0	$	0
5	0	$	0
Total	4	$	23,800

Crosswalks

Barrier Priority	Length (yd)		Cost
1	0	$	0
2	0	$	0
3	11	$	0
4	24	$	2,419
5	99	$	
Total	134	$	2,419

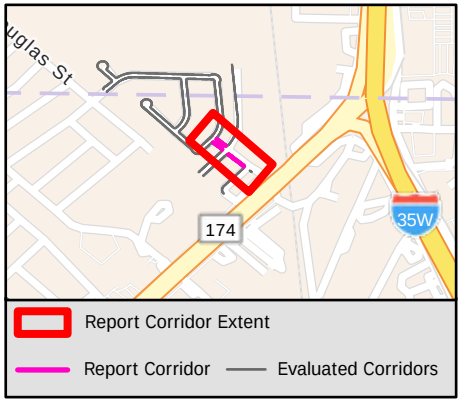

Sidewalk Barrier Summary

Pole	Quantity:	0
Fire Hydrant	Quantity:	0
Vault	Quantity:	0
Vegetation	Quantity:	0
Sign	Quantity:	0
Other	Quantity:	0

Missing Curb Ramps

Symbol	Quantity		Cost
	1	$	7,000

Curb Ramps Shown in Other Reports

Symbol	Quantity	Cost
	4	Other Report

Conceptual Budget Estimate Disclaimer

This "cost report" assigns a conceptual budget estimate to resolve non-compliance issues and was developed for planning purposes only. Kimley-Horn has no control over the cost of labor, materials, equipment, or over the Contractor's methods of determining prices or over competitive bidding or market conditions. Opinions of probable costs provided herein are based on the information known to Kimley-Horn at this time and represent only Kimley-Horn's judgment as a design professional familiar with the construction industry. Kimley-Horn cannot and does not guarantee that proposals, bids, or actual construction costs will not vary from its opinions of probable costs.

Sidewalk Barrier Conceptual Budget Summary

Sidewalk barriers are displayed for visual purposes only. Their associated costs are stored in the s yer, which is costed panel-by-panel in the Facility Priority Summary.

PROW Sidewalk Corridor Compliance Summary

Corridor

EDEN ST

Corridor Score & Severity

Score: 3
MEDIUM

Corridor Cost Summary

Facility Type		Cost
Sidewalk	$	44,705
Crosswalks	$	0
Curb Ramps	$	0
Missing Ramps	$	0

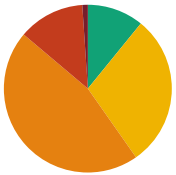

Sidewalk Barrier Priority Distribution

Priority	Percentage (%)
1	1%
2	13%
3	46%
4	29%
5	11%

Corridor Map



Facility Condition Summary

Sidewalks

Barrier Priority	Length (yd)		Cost
1	8	$	430
2	93	$	6,083
3	335	$	24,199
4	215	$	10,587
5	79	$	3,407
Total	730	$	44,705

Curb Ramps

Barrier Priority	Quantity		Cost
1	0	$	0
2	0	$	0
3	0	$	0
4	0	$	0
5	0	$	0
Total	0	$	0

Crosswalks

Barrier Priority	Length (yd)		Cost
1	0	$	0
2	0	$	0
3	0	$	0
4	0	$	0
5	0	$	0
Total	0	$	0

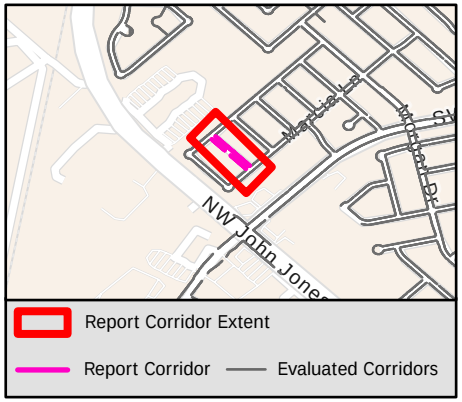

Sidewalk Barrier Summary

Pole	Quantity:	0
Fire Hydrant	Quantity:	0
Vault	Quantity:	0
Vegetation	Quantity:	0
Sign	Quantity:	0
Other	Quantity:	0

Missing Curb Ramps

Symbol	Quantity		Cost
	0	$	0

Curb Ramps Shown in Other Reports

Symbol	Quantity	Cost
	4	Other Report

Conceptual Budget Estimate Disclaimer

This "cost report" assigns a conceptual budget estimate to resolve non-compliance issues and was developed for planning purposes only. Kimley-Horn has no control over the cost of labor, materials, equipment, or over the Contractor's methods of determining prices or over competitive bidding or market conditions. Opinions of probable costs provided herein are based on the information known to Kimley-Horn at this time and represent only Kimley-Horn's judgment as a design professional familiar with the construction industry. Kimley-Horn cannot and does not guarantee that proposals, bids, or actual construction costs will not vary from its opinions of probable costs.

Sidewalk Barrier Conceptual Budget Summary

Sidewalk barriers are displayed for visual purposes only. Their associated costs are stored in the s yer, which is costed panel-by-panel in the Facility Priority Summary.

PROW Sidewalk Corridor Compliance Summary

Corridor

EDGEHILL RD

Corridor Score & Severity

Score: 2

HIGH

Corridor Cost Summary

Facility Type		Cost
Sidewalk	$	78,012
Crosswalks	$	0
Curb Ramps	$	5,950
Missing Ramps	$	0

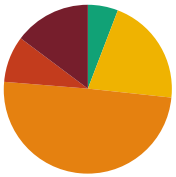

Sidewalk Barrier Priority Distribution

Priority	Percentage (%)
1	15%
2	9%
3	50%
4	21%
5	6%

Corridor Map

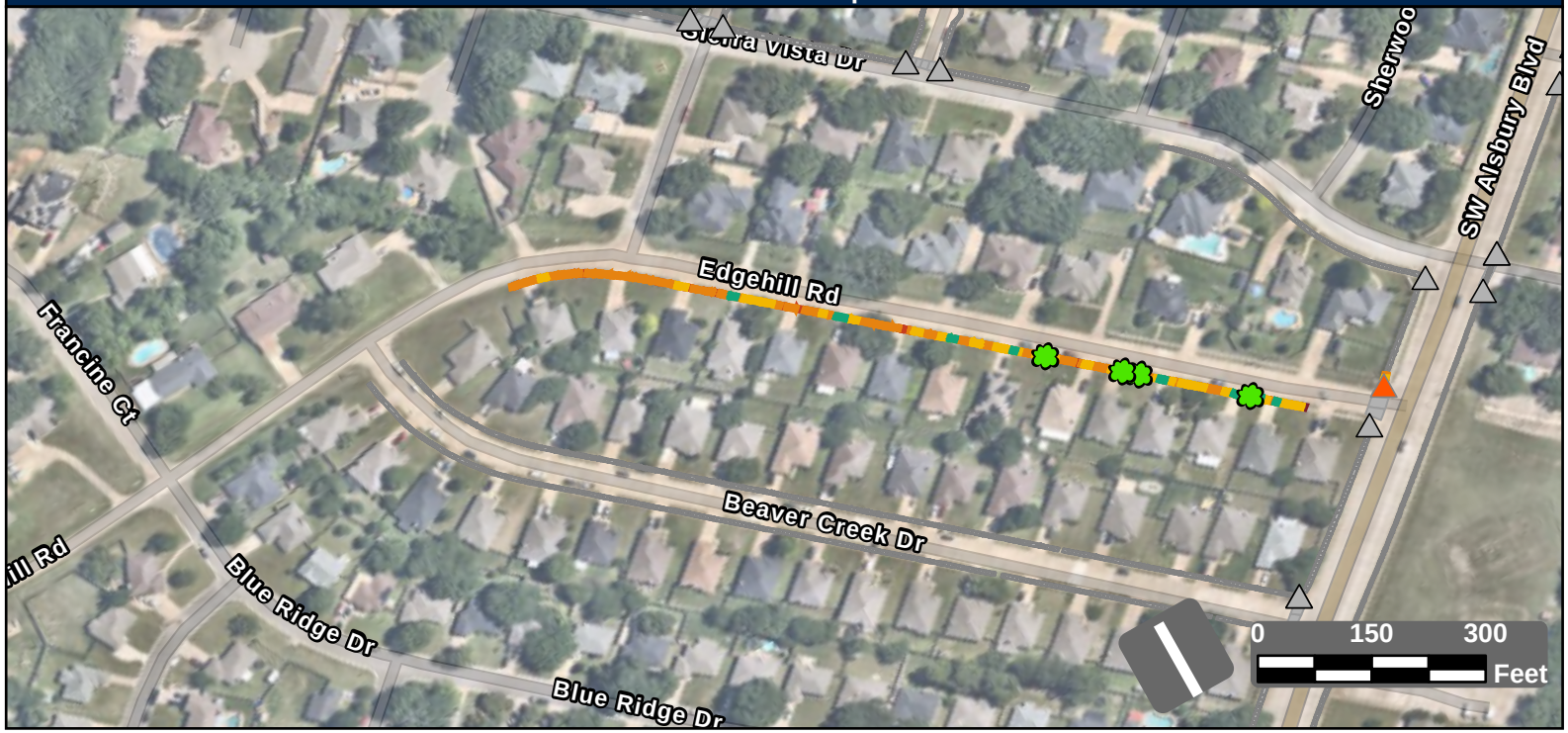

Facility Condition Summary

Sidewalks

Barrier Priority	Length (yd)		Cost
1	165	$	11,804
2	101	$	7,133
3	556	$	40,130
4	234	$	14,257
5	65	$	4,689
Total	1,121	$	78,012

Curb Ramps

Barrier Priority	Quantity		Cost
1	0	$	0
2	1	$	5,950
3	0	$	0
4	0	$	0
5	0	$	0
Total	1	$	5,950

Crosswalks

Barrier Priority	Length (yd)		Cost
1	0	$	0
2	0	$	0
3	0	$	0
4	0	$	0
5	0	$	0
Total	0	$	0

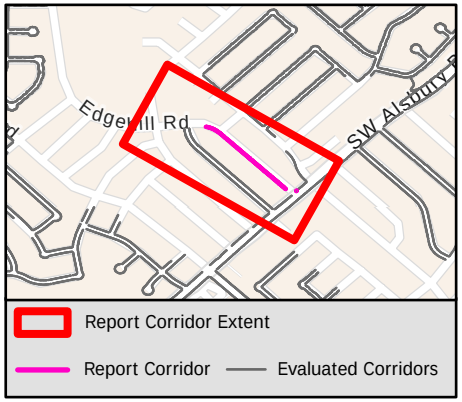

Sidewalk Barrier Summary

Pole	Quantity:	0
Fire Hydrant	Quantity:	0
Vault	Quantity:	0
Vegetation	Quantity:	4
Sign	Quantity:	0
Other	Quantity:	0

Missing Curb Ramps

Symbol	Quantity		Cost
	0	$	0

Curb Ramps Shown in Other Reports

Symbol	Quantity	Cost
	16	Other Report

Conceptual Budget Estimate Disclaimer

This "cost report" assigns a conceptual budget estimate to resolve non-compliance issues and was developed for planning purposes only. Kimley-Horn has no control over the cost of labor, materials, equipment, or over the Contractor's methods of determining prices or over competitive bidding or market conditions. Opinions of probable costs provided herein are based on the information known to Kimley-Horn at this time and represent only Kimley-Horn's judgment as a design professional familiar with the construction industry. Kimley-Horn cannot and does not guarantee that proposals, bids, or actual construction costs will not vary from its opinions of probable costs.

Sidewalk Barrier Conceptual Budget Summary

Sidewalk barriers are displayed for visual purposes only. Their associated costs are stored in the s yer, which is costed panel-by-panel in the Facility Priority Summary.

PROW Sidewalk Corridor Compliance Summary

Corridor

ELIZABETH DR

Corridor Score & Severity

Score: 4

MEDIUM

Corridor Cost Summary

Facility Type		Cost
Sidewalk	$	74,065
Crosswalks	$	668
Curb Ramps	$	17,900
Missing Ramps	$	0

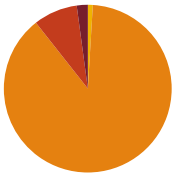

Sidewalk Barrier Priority Distribution

Priority	Percentage (%)
1	2%
2	8%
3	88%
4	1%
5	0%

Corridor Map

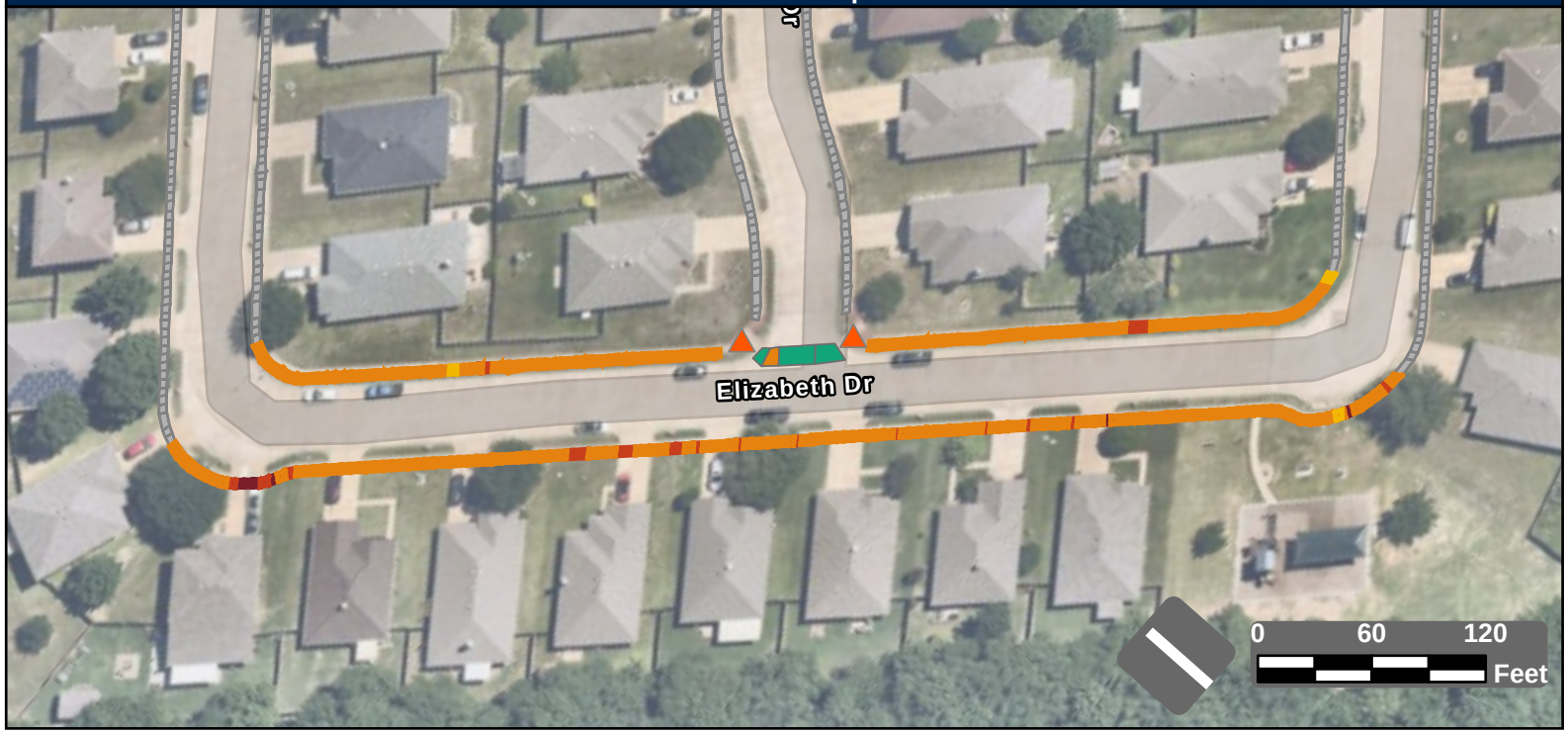

Facility Condition Summary

Sidewalks

Barrier Priority	Length (yd)		Cost
1	22	$	1,586
2	88	$	6,343
3	916	$	66,137
4	10	$	0
5	0	$	0
Total	1,035	$	74,065

Curb Ramps

Barrier Priority	Quantity		Cost
1	0	$	0
2	2	$	17,900
3	0	$	0
4	0	$	0
5	0	$	0
Total	2	$	17,900

Crosswalks

Barrier Priority	Length (yd)		Cost
1	0	$	0
2	0	$	0
3	7	$	668
4	0	$	0
5	36	$	
Total	43	$	668

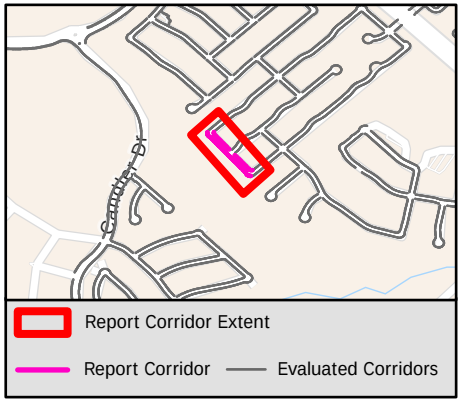

Sidewalk Barrier Summary

Pole	Quantity:	0
Fire Hydrant	Quantity:	0
Vault	Quantity:	0
Vegetation	Quantity:	0
Sign	Quantity:	0
Other	Quantity:	0

Missing Curb Ramps

Symbol	Quantity		Cost
	0	$	0

Curb Ramps Shown in Other Reports

Symbol	Quantity	Cost
	0	Other Report

Conceptual Budget Estimate Disclaimer

This "cost report" assigns a conceptual budget estimate to resolve non-compliance issues and was developed for planning purposes only. Kimley-Horn has no control over the cost of labor, materials, equipment, or over the Contractor's methods of determining prices or over competitive bidding or market conditions. Opinions of probable costs provided herein are based on the information known to Kimley-Horn at this time and represent only Kimley-Horn's judgment as a design professional familiar with the construction industry. Kimley-Horn cannot and does not guarantee that proposals, bids, or actual construction costs will not vary from its opinions of probable costs.

Sidewalk Barrier Conceptual Budget Summary

Sidewalk barriers are displayed for visual purposes only. Their associated costs are stored in the s yer, which is costed panel-by-panel in the Facility Priority Summary.

PROW Sidewalk Corridor Compliance Summary

Corridor

ELK DR

Corridor Score & Severity

Score: 5

LOW

Corridor Cost Summary

Facility Type		Cost
Sidewalk	$	78,579
Crosswalks	$	1,363
Curb Ramps	$	77,150
Missing Ramps	$	0

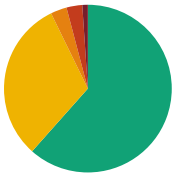

Sidewalk Barrier Priority Distribution

Priority	Percentage (%)
1	1%
2	3%
3	3%
4	31%
5	62%

Corridor Map



Facility Condition Summary

Sidewalks

Barrier Priority	Length (yd)		Cost
1	28	$	1,996
2	81	$	4,761
3	82	$	5,953
4	826	$	42,172
5	1,627	$	23,697
Total	2,644	$	78,579

Curb Ramps

Barrier Priority	Quantity		Cost
1	2	$	11,900
2	7	$	32,150
3	9	$	33,100
4	0	$	0
5	0	$	0
Total	18	$	77,150

Crosswalks

Barrier Priority	Length (yd)		Cost
1	0	$	0
2	0	$	0
3	39	$	0
4	14	$	1,363
5	232	$	
Total	284	$	1,363

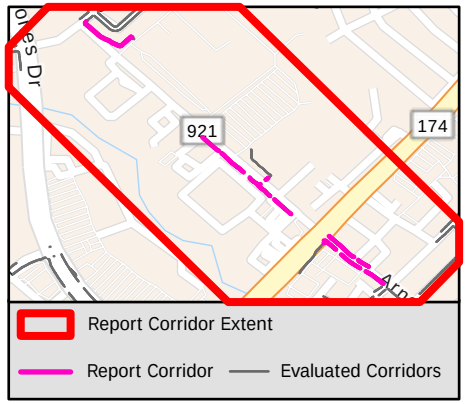

Sidewalk Barrier Summary

Pole	Quantity:	0
Fire Hydrant	Quantity:	0
Vault	Quantity:	0
Vegetation	Quantity:	0
Sign	Quantity:	0
Other	Quantity:	0

Missing Curb Ramps

Symbol	Quantity		Cost
	0	$	0

Curb Ramps Shown in Other Reports

Symbol	Quantity	Cost
	0	Other Report

Conceptual Budget Estimate Disclaimer

This "cost report" assigns a conceptual budget estimate to resolve non-compliance issues and was developed for planning purposes only. Kimley-Horn has no control over the cost of labor, materials, equipment, or over the Contractor's methods of determining prices or over competitive bidding or market conditions. Opinions of probable costs provided herein are based on the information known to Kimley-Horn at this time and represent only Kimley-Horn's judgment as a design professional familiar with the construction industry. Kimley-Horn cannot and does not guarantee that proposals, bids, or actual construction costs will not vary from its opinions of probable costs.

Sidewalk Barrier Conceptual Budget Summary

Sidewalk barriers are displayed for visual purposes only. Their associated costs are stored in the s yer, which is costed panel-by-panel in the Facility Priority Summary.

PROW Sidewalk Corridor Compliance Summary

Corridor

ELMWOOD DR

Corridor Score & Severity

Score: 3
MEDIUM

Corridor Cost Summary

Facility Type		Cost
Sidewalk	$	72,931
Crosswalks	$	0
Curb Ramps	$	11,900
Missing Ramps	$	0

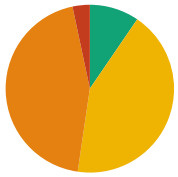

Sidewalk Barrier Priority Distribution

Priority	Percentage (%)
1	0%
2	3%
3	44%
4	43%
5	10%

Corridor Map



Facility Condition Summary

Sidewalks

Barrier Priority	Length (yd)		Cost
1	0	$	0
2	51	$	3,269
3	684	$	49,365
4	660	$	15,787
5	147	$	4,509
Total	1,541	$	72,931

Curb Ramps

Barrier Priority	Quantity		Cost
1	0	$	0
2	0	$	0
3	2	$	11,900
4	0	$	0
5	0	$	0
Total	2	$	11,900

Crosswalks

Barrier Priority	Length (yd)		Cost
1	0	$	0
2	0	$	0
3	0	$	0
4	0	$	0
5	0	$	0
Total	0	$	0

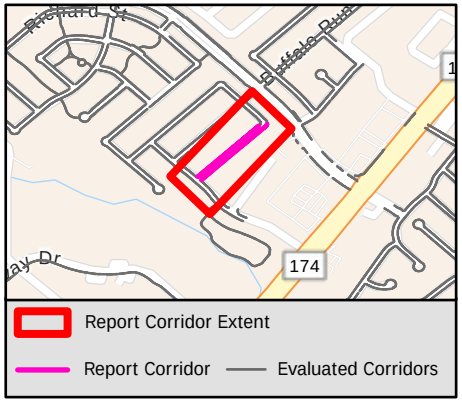

Sidewalk Barrier Summary

Pole	Quantity:	0
Fire Hydrant	Quantity:	0
Vault	Quantity:	0
Vegetation	Quantity:	0
Sign	Quantity:	0
Other	Quantity:	0

Missing Curb Ramps

Symbol	Quantity		Cost
	0	$	0

Curb Ramps Shown in Other Reports

Symbol	Quantity	Cost
	4	Other Report

Conceptual Budget Estimate Disclaimer

This "cost report" assigns a conceptual budget estimate to resolve non-compliance issues and was developed for planning purposes only. Kimley-Horn has no control over the cost of labor, materials, equipment, or over the Contractor's methods of determining prices or over competitive bidding or market conditions. Opinions of probable costs provided herein are based on the information known to Kimley-Horn at this time and represent only Kimley-Horn's judgment as a design professional familiar with the construction industry. Kimley-Horn cannot and does not guarantee that proposals, bids, or actual construction costs will not vary from its opinions of probable costs.

Sidewalk Barrier Conceptual Budget Summary

Sidewalk barriers are displayed for visual purposes only. Their associated costs are stored in the s yer, which is costed panel-by-panel in the Facility Priority Summary.

PROW Sidewalk Corridor Compliance Summary

Corridor

EMERSON DR

Corridor Score & Severity

Score: 2

HIGH

Corridor Cost Summary

Facility Type		Cost
Sidewalk	$	69,031
Crosswalks	$	0
Curb Ramps	$	0
Missing Ramps	$	0

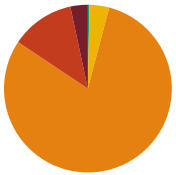

Sidewalk Barrier Priority Distribution

Priority	Percentage (%)
1	3%
2	12%
3	80%
4	4%
5	0%

Corridor Map



Facility Condition Summary

Sidewalks

Barrier Priority	Length (yd)		Cost
1	33	$	2,415
2	120	$	8,632
3	785	$	56,671
4	37	$	1,206
5	3	$	107
Total	978	$	69,031

Curb Ramps

Barrier Priority	Quantity		Cost
1	0	$	0
2	0	$	0
3	0	$	0
4	0	$	0
5	0	$	0
Total	0	$	0

Crosswalks

Barrier Priority	Length (yd)		Cost
1	0	$	0
2	0	$	0
3	0	$	0
4	0	$	0
5	0	$	0
Total	0	$	0

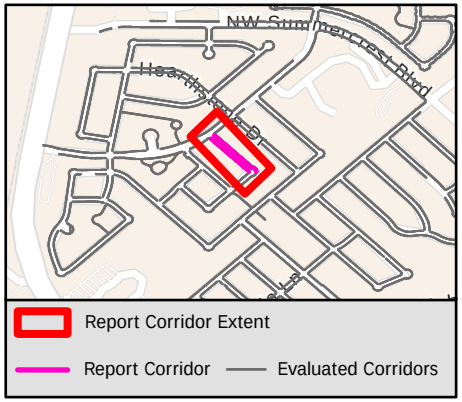

Sidewalk Barrier Summary

Pole	Quantity:	0
Fire Hydrant	Quantity:	0
Vault	Quantity:	0
Vegetation	Quantity:	1
Sign	Quantity:	0
Other	Quantity:	0

Missing Curb Ramps

Symbol	Quantity		Cost
	0	$	0

Curb Ramps Shown in Other Reports

Symbol	Quantity	Cost
	2	Other Report

Conceptual Budget Estimate Disclaimer

This "cost report" assigns a conceptual budget estimate to resolve non-compliance issues and was developed for planning purposes only. Kimley-Horn has no control over the cost of labor, materials, equipment, or over the Contractor's methods of determining prices or over competitive bidding or market conditions. Opinions of probable costs provided herein are based on the information known to Kimley-Horn at this time and represent only Kimley-Horn's judgment as a design professional familiar with the construction industry. Kimley-Horn cannot and does not guarantee that proposals, bids, or actual construction costs will not vary from its opinions of probable costs.

Sidewalk Barrier Conceptual Budget Summary

Sidewalk barriers are displayed for visual purposes only. Their associated costs are stored in the s yer, which is costed panel-by-panel in the Facility Priority Summary.

PROW Sidewalk Corridor Compliance Summary

Corridor

EMILY CT

Corridor Score & Severity

Score: 3
MEDIUM

Corridor Cost Summary

Facility Type		Cost
Sidewalk	$	50,576
Crosswalks	$	0
Curb Ramps	$	0
Missing Ramps	$	0

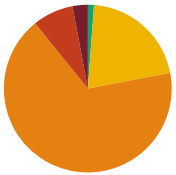

Sidewalk Barrier Priority Distribution

Priority	Percentage (%)
1	3%
2	8%
3	67%
4	21%
5	1%

Corridor Map



Facility Condition Summary

Sidewalks

Barrier Priority	Length (yd)		Cost
1	25	$	1,295
2	67	$	4,146
3	576	$	41,614
4	178	$	2,785
5	10	$	736
Total	857	$	50,576

Curb Ramps

Barrier Priority	Quantity		Cost
1	0	$	0
2	0	$	0
3	0	$	0
4	0	$	0
5	0	$	0
Total	0	$	0

Crosswalks

Barrier Priority	Length (yd)		Cost
1	0	$	0
2	0	$	0
3	0	$	0
4	0	$	0
5	0	$	0
Total	0	$	0

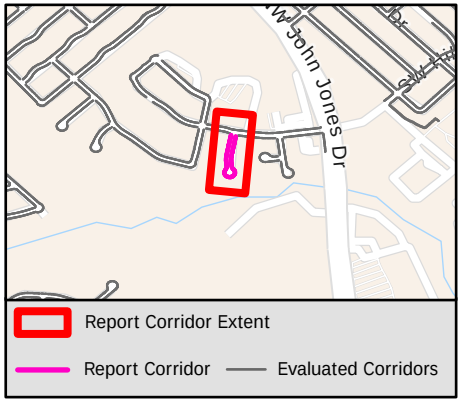

Sidewalk Barrier Summary

Pole	Quantity:	0
Fire Hydrant	Quantity:	0
Vault	Quantity:	0
Vegetation	Quantity:	0
Sign	Quantity:	0
Other	Quantity:	0

Missing Curb Ramps

Symbol	Quantity		Cost
	0	$	0

Curb Ramps Shown in Other Reports

Symbol	Quantity	Cost
	2	Other Report

Conceptual Budget Estimate Disclaimer

This "cost report" assigns a conceptual budget estimate to resolve non-compliance issues and was developed for planning purposes only. Kimley-Horn has no control over the cost of labor, materials, equipment, or over the Contractor's methods of determining prices or over competitive bidding or market conditions. Opinions of probable costs provided herein are based on the information known to Kimley-Horn at this time and represent only Kimley-Horn's judgment as a design professional familiar with the construction industry. Kimley-Horn cannot and does not guarantee that proposals, bids, or actual construction costs will not vary from its opinions of probable costs.

Sidewalk Barrier Conceptual Budget Summary

Sidewalk barriers are displayed for visual purposes only. Their associated costs are stored in the s yer, which is costed panel-by-panel in the Facility Priority Summary.

PROW Sidewalk Corridor Compliance Summary

Corridor

ENGLISH OAK CT

Corridor Score & Severity

Score: 3
MEDIUM

Corridor Cost Summary

Facility Type		Cost
Sidewalk	$	34,458
Crosswalks	$	0
Curb Ramps	$	0
Missing Ramps	$	0

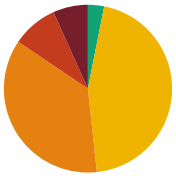

Sidewalk Barrier Priority Distribution

Priority	Percentage (%)
1	7%
2	8%
3	34%
4	47%
5	3%

Corridor Map

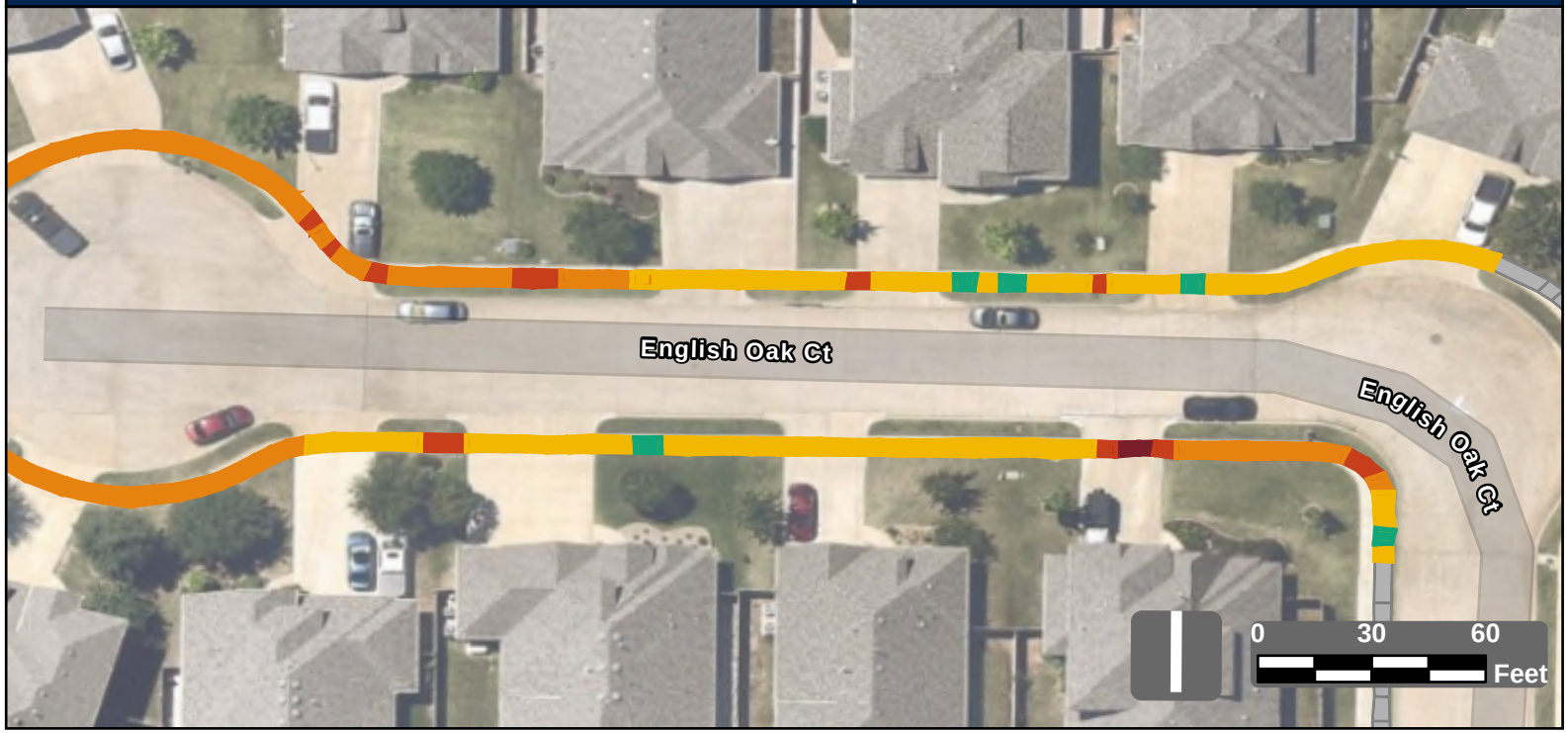

Facility Condition Summary

Sidewalks

Barrier Priority	Length (yd)		Cost
1	54	$	3,872
2	68	$	4,236
3	273	$	19,727
4	377	$	6,349
5	27	$	1,986
Total	723	$	34,458

Curb Ramps

Barrier Priority	Quantity		Cost
1	0	$	0
2	0	$	0
3	0	$	0
4	0	$	0
5	0	$	0
Total	0	$	0

Crosswalks

Barrier Priority	Length (yd)		Cost
1	0	$	0
2	0	$	0
3	0	$	0
4	0	$	0
5	0	$	0
Total	0	$	0

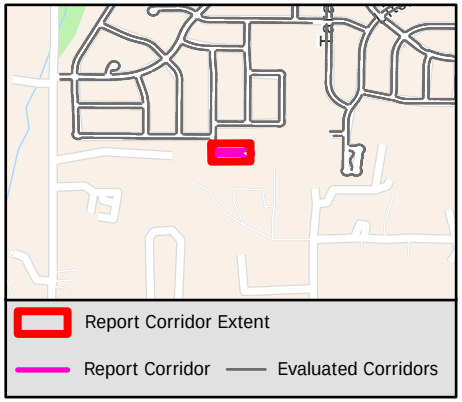

Sidewalk Barrier Summary

Pole	Quantity:	0
Fire Hydrant	Quantity:	0
Vault	Quantity:	0
Vegetation	Quantity:	0
Sign	Quantity:	0
Other	Quantity:	0

Missing Curb Ramps

Symbol	Quantity		Cost
	0	$	0

Curb Ramps Shown in Other Reports

Symbol	Quantity	Cost
	0	Other Report

Conceptual Budget Estimate Disclaimer

This "cost report" assigns a conceptual budget estimate to resolve non-compliance issues and was developed for planning purposes only. Kimley-Horn has no control over the cost of labor, materials, equipment, or over the Contractor's methods of determining prices or over competitive bidding or market conditions. Opinions of probable costs provided herein are based on the information known to Kimley-Horn at this time and represent only Kimley-Horn's judgment as a design professional familiar with the construction industry. Kimley-Horn cannot and does not guarantee that proposals, bids, or actual construction costs will not vary from its opinions of probable costs.

Sidewalk Barrier Conceptual Budget Summary

Sidewalk barriers are displayed for visual purposes only. Their associated costs are stored in the s yer, which is costed panel-by-panel in the Facility Priority Summary.

PROW Sidewalk Corridor Compliance Summary

Corridor

ENGLISH OAK DR

Corridor Score & Severity

Score: 4

MEDIUM

Corridor Cost Summary

Facility Type		Cost
Sidewalk	$	50,035
Crosswalks	$	8,952
Curb Ramps	$	34,300
Missing Ramps	$	21,000

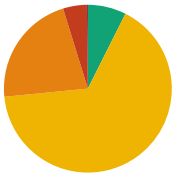

Sidewalk Barrier Priority Distribution

Priority	Percentage (%)
1	0%
2	5%
3	22%
4	66%
5	7%

Corridor Map

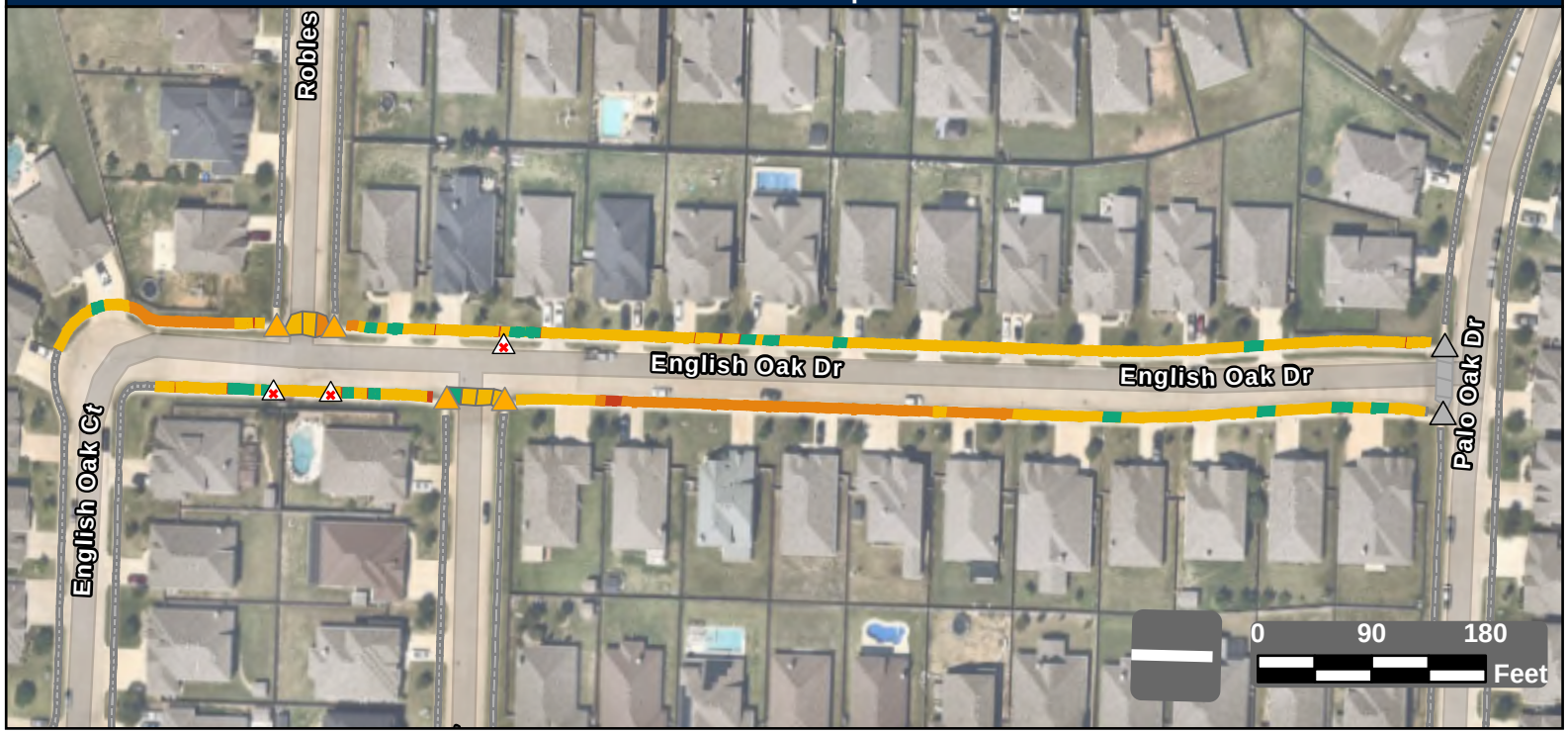

Facility Condition Summary

Sidewalks

Barrier Priority	Length (yd)		Cost
1	4	$	130
2	80	$	3,452
3	386	$	27,853
4	1,167	$	9,153
5	131	$	9,447
Total	1,768	$	50,035

Curb Ramps

Barrier Priority	Quantity		Cost
1	0	$	0
2	0	$	0
3	4	$	34,300
4	0	$	0
5	0	$	0
Total	4	$	34,300

Crosswalks

Barrier Priority	Length (yd)		Cost
1	0	$	0
2	0	$	0
3	18	$	0
4	83	$	8,952
5	9	$	
Total	109	$	8,952

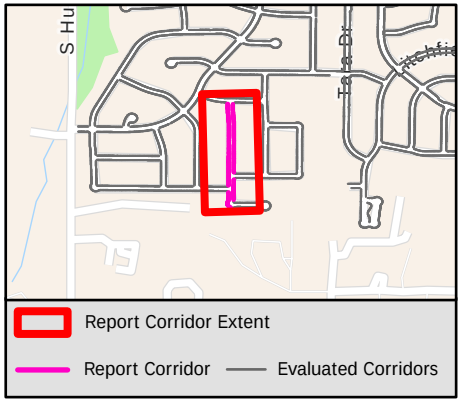

Sidewalk Barrier Summary

Pole	Quantity:	0
Fire Hydrant	Quantity:	0
Vault	Quantity:	0
Vegetation	Quantity:	0
Sign	Quantity:	0
Other	Quantity:	0

Missing Curb Ramps

Symbol	Quantity		Cost
	3	$	21,000

Curb Ramps Shown in Other Reports

Symbol	Quantity	Cost
	2	Other Report

Conceptual Budget Estimate Disclaimer

This "cost report" assigns a conceptual budget estimate to resolve non-compliance issues and was developed for planning purposes only. Kimley-Horn has no control over the cost of labor, materials, equipment, or over the Contractor's methods of determining prices or over competitive bidding or market conditions. Opinions of probable costs provided herein are based on the information known to Kimley-Horn at this time and represent only Kimley-Horn's judgment as a design professional familiar with the construction industry. Kimley-Horn cannot and does not guarantee that proposals, bids, or actual construction costs will not vary from its opinions of probable costs.

Sidewalk Barrier Conceptual Budget Summary

Sidewalk barriers are displayed for visual purposes only. Their associated costs are stored in the s yer, which is costed panel-by-panel in the Facility Priority Summary.

PROW Sidewalk Corridor Compliance Summary

Corridor

ERIN CT

Corridor Score & Severity

Score: 1
HIGH

Corridor Cost Summary

Facility Type		Cost
Sidewalk	$	53,416
Crosswalks	$	0
Curb Ramps	$	0
Missing Ramps	$	7,000

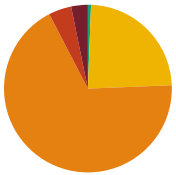

Sidewalk Barrier Priority Distribution

Priority	Percentage (%)
1	3%
2	4%
3	68%
4	24%
5	1%

Corridor Map



Facility Condition Summary

Sidewalks

Barrier Priority	Length (yd)		Cost
1	31	$	2,058
2	42	$	2,754
3	653	$	47,147
4	228	$	1,031
5	6	$	426
Total	960	$	53,416

Curb Ramps

Barrier Priority	Quantity		Cost
1	0	$	0
2	0	$	0
3	0	$	0
4	0	$	0
5	0	$	0
Total	0	$	0

Crosswalks

Barrier Priority	Length (yd)		Cost
1	0	$	0
2	0	$	0
3	0	$	0
4	0	$	0
5	0	$	0
Total	0	$	0

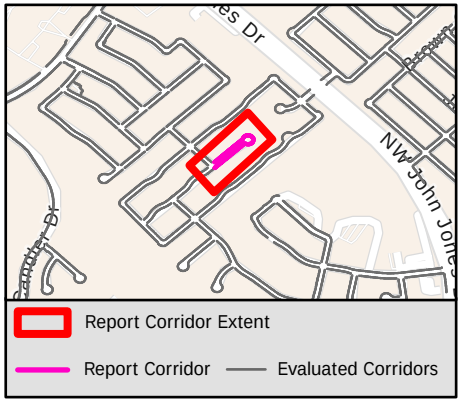

Sidewalk Barrier Summary

Pole	Quantity:	0
Fire Hydrant	Quantity:	0
Vault	Quantity:	0
Vegetation	Quantity:	0
Sign	Quantity:	0
Other	Quantity:	0

Missing Curb Ramps

Symbol	Quantity		Cost
	1	$	7,000

Curb Ramps Shown in Other Reports

Symbol	Quantity	Cost
	2	Other Report

Conceptual Budget Estimate Disclaimer

This "cost report" assigns a conceptual budget estimate to resolve non-compliance issues and was developed for planning purposes only. Kimley-Horn has no control over the cost of labor, materials, equipment, or over the Contractor's methods of determining prices or over competitive bidding or market conditions. Opinions of probable costs provided herein are based on the information known to Kimley-Horn at this time and represent only Kimley-Horn's judgment as a design professional familiar with the construction industry. Kimley-Horn cannot and does not guarantee that proposals, bids, or actual construction costs will not vary from its opinions of probable costs.

Sidewalk Barrier Conceptual Budget Summary

Sidewalk barriers are displayed for visual purposes only. Their associated costs are stored in the s yer, which is costed panel-by-panel in the Facility Priority Summary.

THE CITY OF BURLESON TEXAS

PROW Sidewalk Corridor Compliance Summary

Kimley»Horn

Item B.

Corridor

ERIN DR

Corridor Score & Severity

Score: 4

MEDIUM

Corridor Cost Summary

Facility Type		Cost
Sidewalk	$	83,209
Crosswalks	$	5,995
Curb Ramps	$	35,800
Missing Ramps	$	21,000

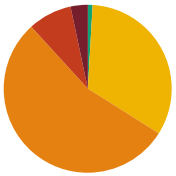

Sidewalk Barrier Priority Distribution

Priority	Percentage (%)
1	3%
2	8%
3	54%
4	33%
5	1%

Corridor Map

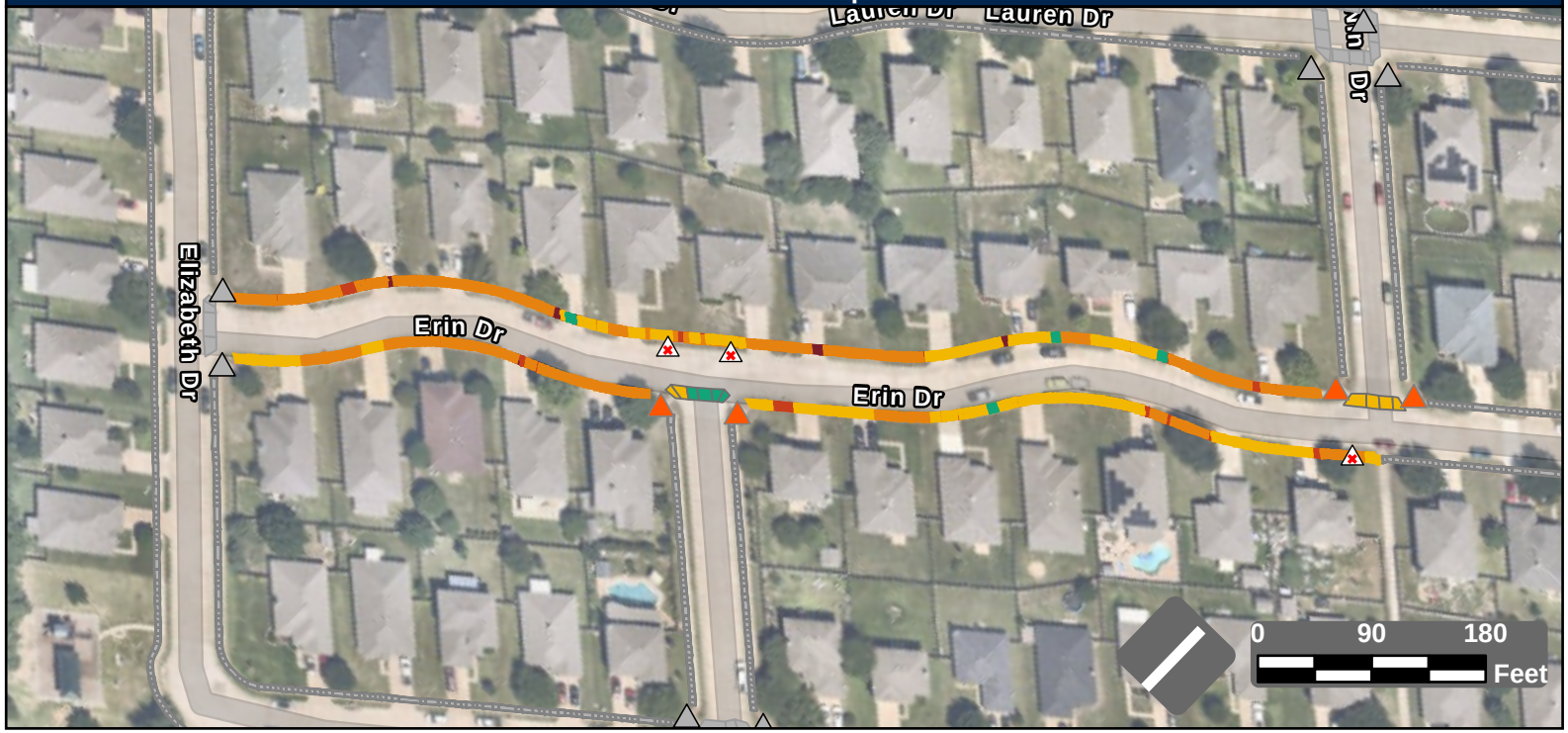

Facility Condition Summary

Sidewalks

Barrier Priority	Length (yd)		Cost
1	52	$	3,220
2	133	$	8,561
3	853	$	61,611
4	520	$	8,798
5	14	$	1,020
Total	1,572	$	83,209

Curb Ramps

Barrier Priority	Quantity		Cost
1	0	$	0
2	4	$	35,800
3	0	$	0
4	0	$	0
5	0	$	0
Total	4	$	35,800

Crosswalks

Barrier Priority	Length (yd)		Cost
1	0	$	0
2	0	$	0
3	0	$	0
4	61	$	5,995
5	31	$	
Total	92	$	5,995

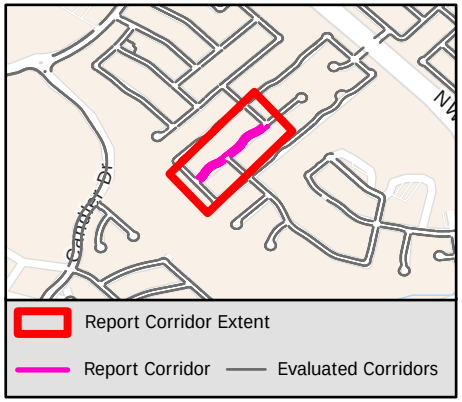

Sidewalk Barrier Summary

Pole	Quantity:	0
Fire Hydrant	Quantity:	0
Vault	Quantity:	0
Vegetation	Quantity:	0
Sign	Quantity:	0
Other	Quantity:	0

Missing Curb Ramps

Symbol	Quantity		Cost
	3	$	21,000

Curb Ramps Shown in Other Reports

Symbol	Quantity	Cost
	7	Other Report

Conceptual Budget Estimate Disclaimer

This "cost report" assigns a conceptual budget estimate to resolve non-compliance issues and was developed for planning purposes only. Kimley-Horn has no control over the cost of labor, materials, equipment, or over the Contractor's methods of determining prices or over competitive bidding or market conditions. Opinions of probable costs provided herein are based on the information known to Kimley-Horn at this time and represent only Kimley-Horn's judgment as a design professional familiar with the construction industry. Kimley-Horn cannot and does not guarantee that proposals, bids, or actual construction costs will not vary from its opinions of probable costs.

Sidewalk Barrier Conceptual Budget Summary

Sidewalk barriers are displayed for visual purposes only. Their associated costs are stored in the s yer, which is costed panel-by-panel in the Facility Priority Summary.

1813

PROW Sidewalk Corridor Compliance Summary

Corridor

EUREKA CT

Corridor Score & Severity

Score: 4
MEDIUM

Corridor Cost Summary

Facility Type		Cost
Sidewalk	$	60,948
Crosswalks	$	0
Curb Ramps	$	0
Missing Ramps	$	0

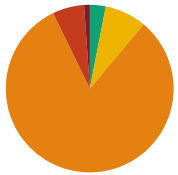

Sidewalk Barrier Priority Distribution

Priority	Percentage (%)
1	1%
2	6%
3	82%
4	8%
5	3%

Corridor Map

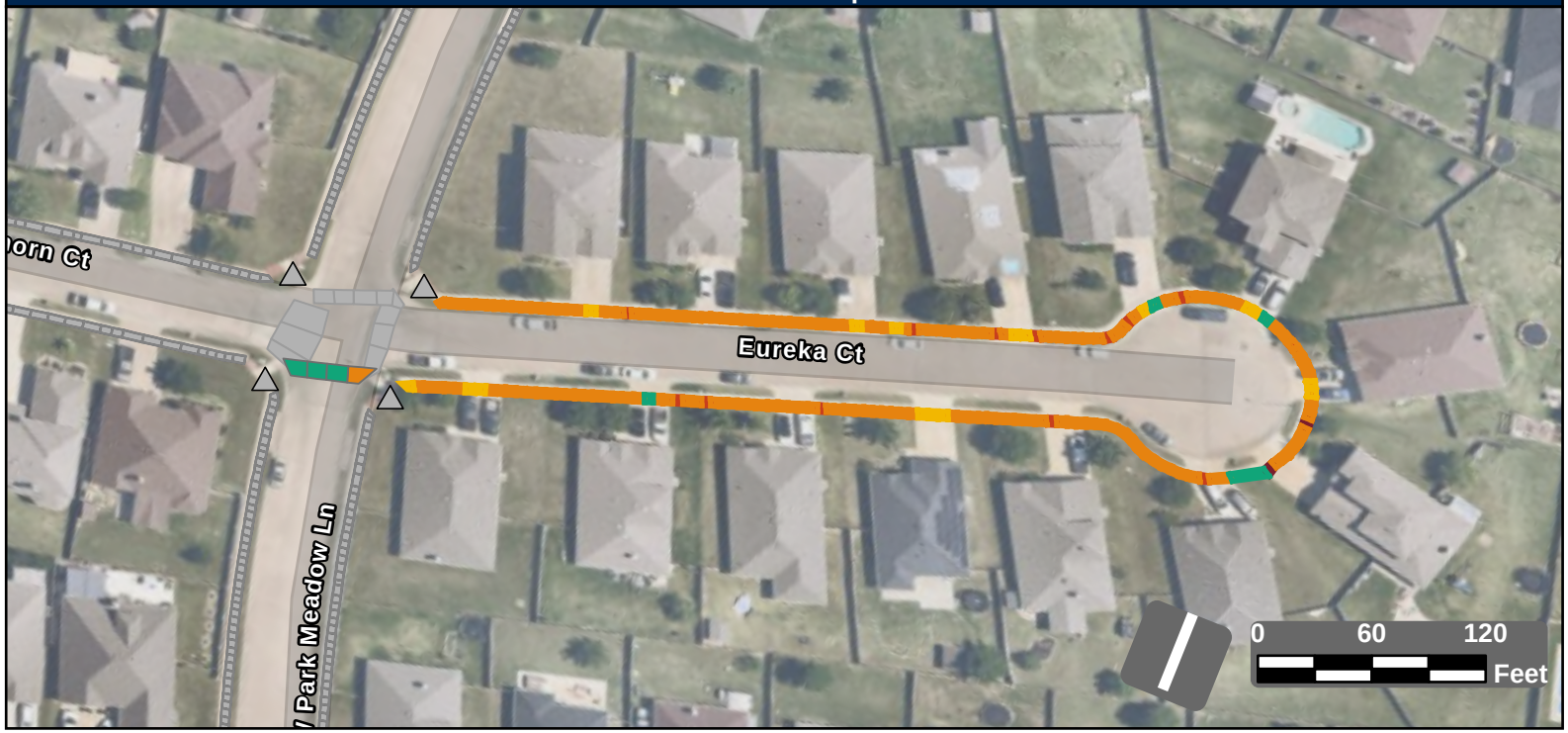

Facility Condition Summary

Sidewalks

Barrier Priority	Length (yd)		Cost
1	10	$	705
2	55	$	3,819
3	734	$	52,989
4	72	$	1,448
5	28	$	1,986
Total	898	$	60,948

Curb Ramps

Barrier Priority	Quantity		Cost
1	0	$	0
2	0	$	0
3	0	$	0
4	0	$	0
5	0	$	0
Total	0	$	0

Crosswalks

Barrier Priority	Length (yd)		Cost
1	0	$	0
2	0	$	0
3	9	$	0
4	0	$	0
5	28	$	
Total	37	$	0

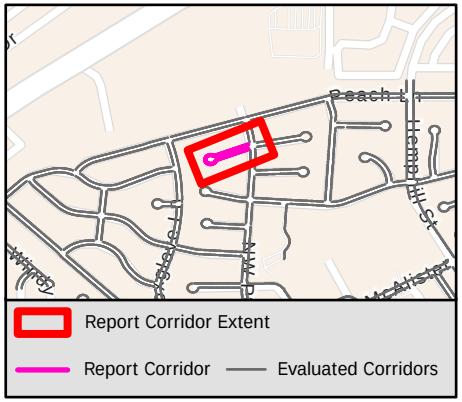

Sidewalk Barrier Summary

Pole	Quantity:	0
Fire Hydrant	Quantity:	0
Vault	Quantity:	0
Vegetation	Quantity:	0
Sign	Quantity:	0
Other	Quantity:	0

Missing Curb Ramps

Symbol	Quantity		Cost
	0	$	0

Curb Ramps Shown in Other Reports

Symbol	Quantity	Cost
	4	Other Report

Conceptual Budget Estimate Disclaimer

This "cost report" assigns a conceptual budget estimate to resolve non-compliance issues and was developed for planning purposes only. Kimley-Horn has no control over the cost of labor, materials, equipment, or over the Contractor's methods of determining prices or over competitive bidding or market conditions. Opinions of probable costs provided herein are based on the information known to Kimley-Horn at this time and represent only Kimley-Horn's judgment as a design professional familiar with the construction industry. Kimley-Horn cannot and does not guarantee that proposals, bids, or actual construction costs will not vary from its opinions of probable costs.

Sidewalk Barrier Conceptual Budget Summary

Sidewalk barriers are displayed for visual purposes only. Their associated costs are stored in the s yer, which is costed panel-by-panel in the Facility Priority Summary.

PROW Sidewalk Corridor Compliance Summary

Corridor

EVANDALE RD

Corridor Score & Severity

Score: 1
HIGH

Corridor Cost Summary

Facility Type		Cost
Sidewalk	$	226,090
Crosswalks	$	19,112
Curb Ramps	$	114,100
Missing Ramps	$	49,000

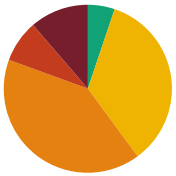

Sidewalk Barrier Priority Distribution

Priority	Percentage (%)
1	11%
2	8%
3	41%
4	35%
5	5%

Corridor Map

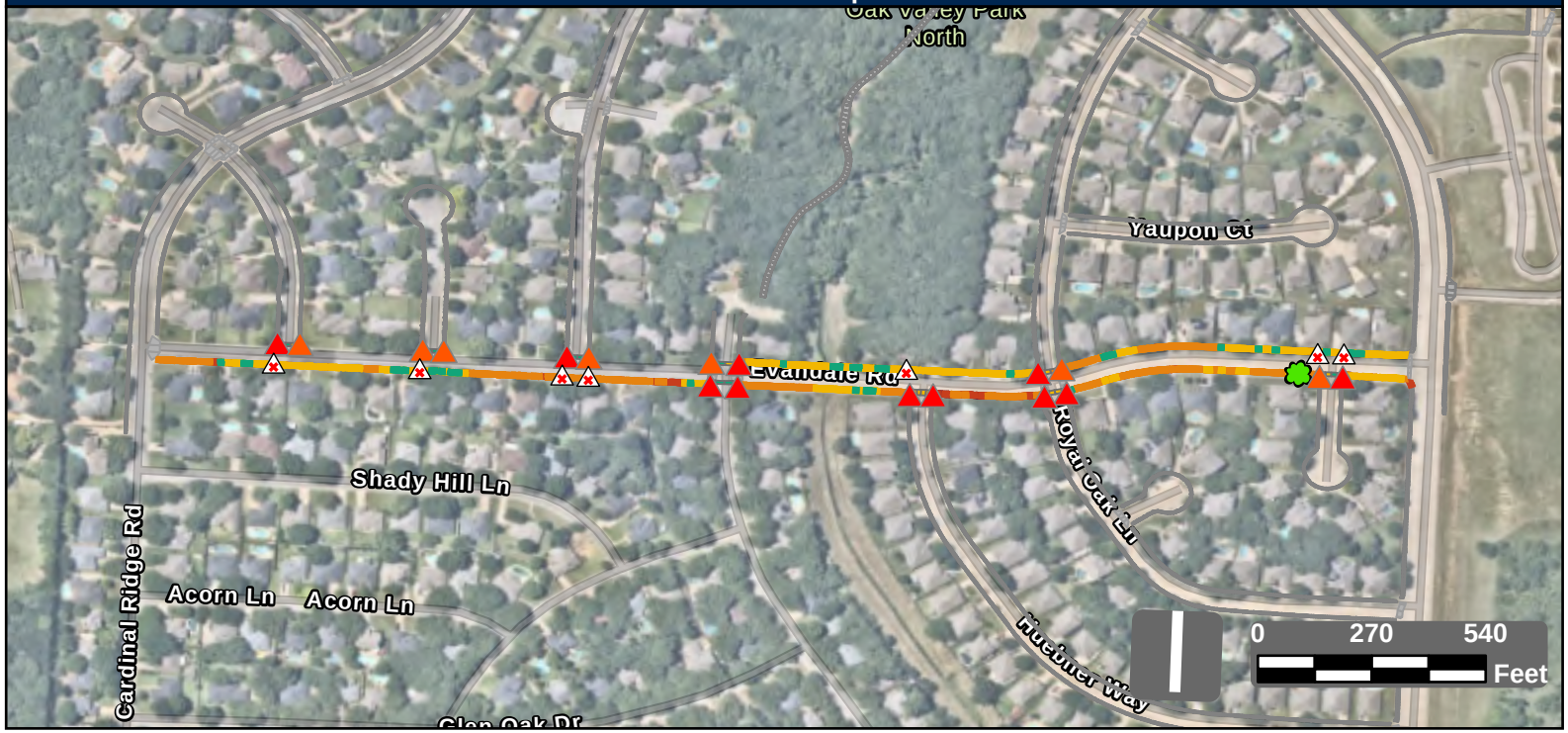

Facility Condition Summary

Sidewalks

Barrier Priority	Length (yd)		Cost
1	431	$	30,980
2	310	$	20,471
3	1,551	$	112,040
4	1,326	$	48,386
5	197	$	14,214
Total	3,816	$	226,090

Curb Ramps

Barrier Priority	Quantity		Cost
1	11	$	74,450
2	7	$	39,650
3	0	$	0
4	0	$	0
5	0	$	0
Total	18	$	114,100

Crosswalks

Barrier Priority	Length (yd)		Cost
1	0	$	0
2	0	$	0
3	13	$	1,294
4	182	$	17,819
5	221	$	
Total	417	$	19,112

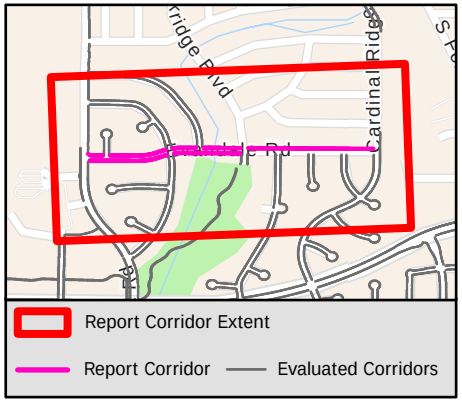

Sidewalk Barrier Summary

Pole	Quantity:	0
Fire Hydrant	Quantity:	0
Vault	Quantity:	0
Vegetation	Quantity:	1
Sign	Quantity:	0
Other	Quantity:	0

Missing Curb Ramps

Symbol	Quantity		Cost
	7	$	49,000

Curb Ramps Shown in Other Reports

Symbol	Quantity	Cost
	0	Other Report

Conceptual Budget Estimate Disclaimer

This "cost report" assigns a conceptual budget estimate to resolve non-compliance issues and was developed for planning purposes only. Kimley-Horn has no control over the cost of labor, materials, equipment, or over the Contractor's methods of determining prices or over competitive bidding or market conditions. Opinions of probable costs provided herein are based on the information known to Kimley-Horn at this time and represent only Kimley-Horn's judgment as a design professional familiar with the construction industry. Kimley-Horn cannot and does not guarantee that proposals, bids, or actual construction costs will not vary from its opinions of probable costs.

Sidewalk Barrier Conceptual Budget Summary

Sidewalk barriers are displayed for visual purposes only. Their associated costs are stored in the s yer, which is costed panel-by-panel in the Facility Priority Summary.

PROW Sidewalk Corridor Compliance Summary

Corridor

EVELYN LN

Corridor Score & Severity

Score: 5

LOW

Corridor Cost Summary

Facility Type		Cost
Sidewalk	$	41,849
Crosswalks	$	
Curb Ramps	$	72,850
Missing Ramps	$	0

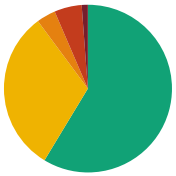

Sidewalk Barrier Priority Distribution

Priority	Percentage (%)
1	1%
2	5%
3	4%
4	31%
5	59%

Corridor Map

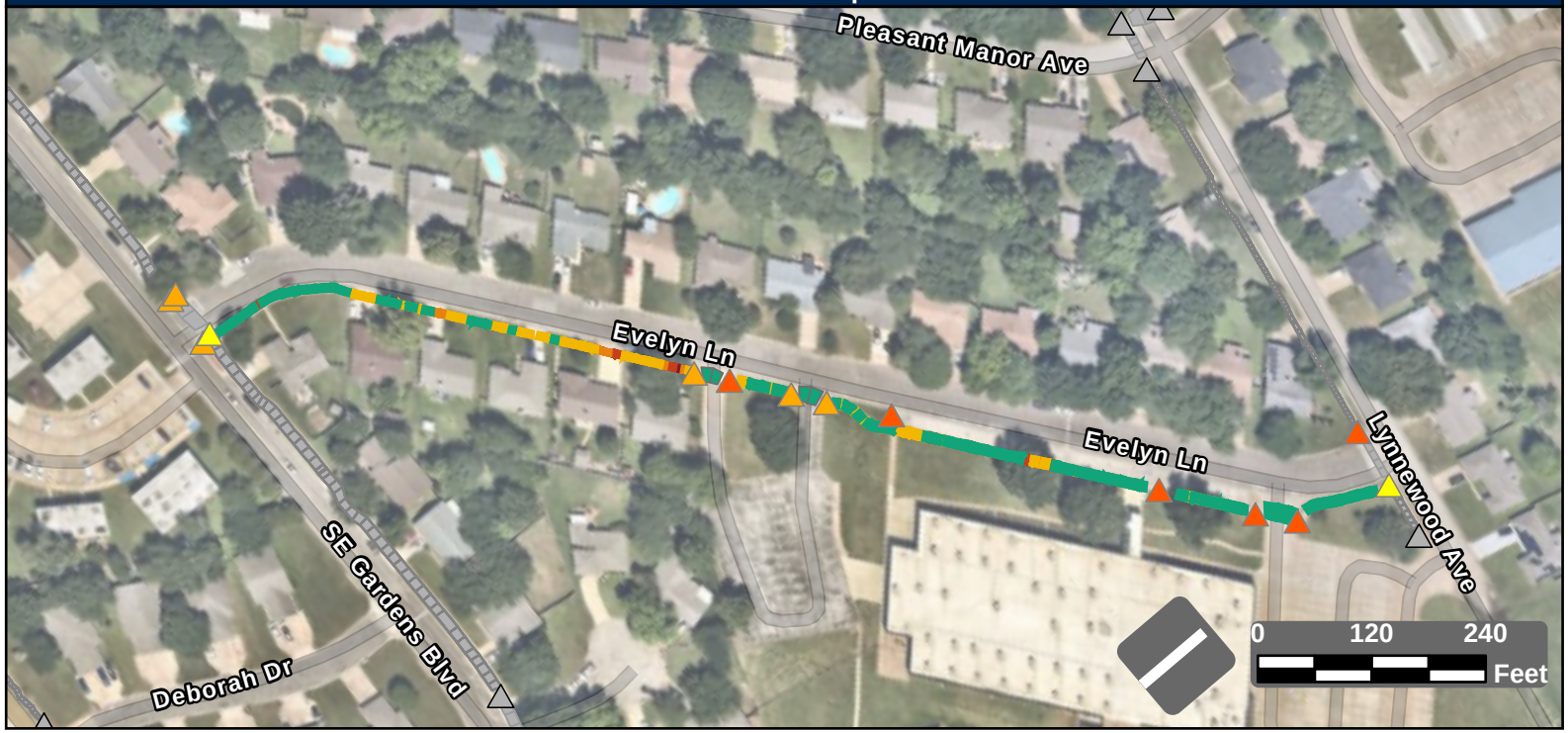

Facility Condition Summary

Sidewalks

Barrier Priority	Length (yd)		Cost
1	12	$	841
2	52	$	4,070
3	36	$	2,746
4	309	$	21,194
5	581	$	12,997
Total	991	$	41,849

Curb Ramps

Barrier Priority	Quantity		Cost
1	0	$	0
2	6	$	36,250
3	6	$	24,700
4	2	$	11,900
5	0	$	0
Total	14	$	72,850

Crosswalks

Barrier Priority	Length (yd)		Cost
1	0	$	0
2	0	$	0
3	0	$	0
4	0	$	0
5	65	$	
Total	65	$	

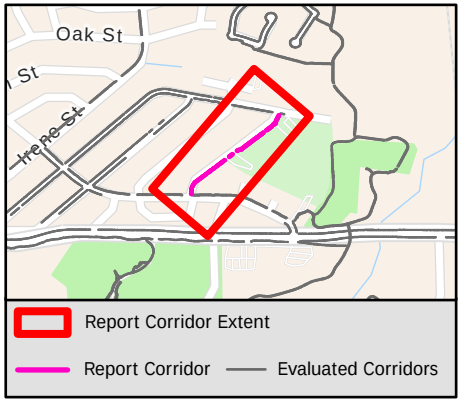

Sidewalk Barrier Summary

Pole	Quantity:	0
Fire Hydrant	Quantity:	0
Vault	Quantity:	0
Vegetation	Quantity:	0
Sign	Quantity:	0
Other	Quantity:	0

Missing Curb Ramps

Symbol	Quantity		Cost
	0	$	0

Curb Ramps Shown in Other Reports

Symbol	Quantity	Cost
	7	Other Report

Conceptual Budget Estimate Disclaimer

This "cost report" assigns a conceptual budget estimate to resolve non-compliance issues and was developed for planning purposes only. Kimley-Horn has no control over the cost of labor, materials, equipment, or over the Contractor's methods of determining prices or over competitive bidding or market conditions. Opinions of probable costs provided herein are based on the information known to Kimley-Horn at this time and represent only Kimley-Horn's judgment as a design professional familiar with the construction industry. Kimley-Horn cannot and does not guarantee that proposals, bids, or actual construction costs will not vary from its opinions of probable costs.

Sidewalk Barrier Conceptual Budget Summary

Sidewalk barriers are displayed for visual purposes only. Their associated costs are stored in the s yer, which is costed panel-by-panel in the Facility Priority Summary.

PROW Sidewalk Corridor Compliance Summary

Corridor

EVEREST CT

Corridor Score & Severity

Score: 4

MEDIUM

Corridor Cost Summary

Facility Type		Cost
Sidewalk	$	61,235
Crosswalks	$	467
Curb Ramps	$	27,750
Missing Ramps	$	0

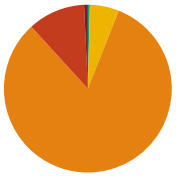

Sidewalk Barrier Priority Distribution

Priority	Percentage (%)
1	1%
2	11%
3	82%
4	6%
5	0%

Corridor Map



Facility Condition Summary

Sidewalks

Barrier Priority	Length (yd)		Cost
1	6	$	467
2	99	$	7,176
3	739	$	53,343
4	51	$	0
5	3	$	249
Total	899	$	61,235

Curb Ramps

Barrier Priority	Quantity		Cost
1	1	$	7,450
2	0	$	0
3	4	$	20,300
4	0	$	0
5	0	$	0
Total	5	$	27,750

Crosswalks

Barrier Priority	Length (yd)		Cost
1	0	$	0
2	0	$	0
3	33	$	263
4	2	$	204
5	26	$	
Total	62	$	467

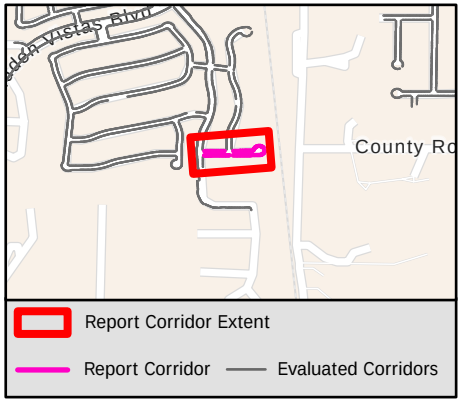

Sidewalk Barrier Summary

Pole	Quantity:	0
Fire Hydrant	Quantity:	0
Vault	Quantity:	0
Vegetation	Quantity:	0
Sign	Quantity:	0
Other	Quantity:	0

Missing Curb Ramps

Symbol	Quantity		Cost
	0	$	0

Curb Ramps Shown in Other Reports

Symbol	Quantity	Cost
	2	Other Report

Conceptual Budget Estimate Disclaimer

This "cost report" assigns a conceptual budget estimate to resolve non-compliance issues and was developed for planning purposes only. Kimley-Horn has no control over the cost of labor, materials, equipment, or over the Contractor's methods of determining prices or over competitive bidding or market conditions. Opinions of probable costs provided herein are based on the information known to Kimley-Horn at this time and represent only Kimley-Horn's judgment as a design professional familiar with the construction industry. Kimley-Horn cannot and does not guarantee that proposals, bids, or actual construction costs will not vary from its opinions of probable costs.

Sidewalk Barrier Conceptual Budget Summary

Sidewalk barriers are displayed for visual purposes only. Their associated costs are stored in the s yer, which is costed panel-by-panel in the Facility Priority Summary.

PROW Sidewalk Corridor Compliance Summary

Corridor

EVERGREEN CT

Corridor Score & Severity

Score: 4

MEDIUM

Corridor Cost Summary

Facility Type		Cost
Sidewalk	$	82,873
Crosswalks	$	8,707
Curb Ramps	$	8,950
Missing Ramps	$	0

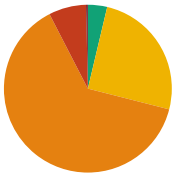

Sidewalk Barrier Priority Distribution

Priority	Percentage (%)
1	0%
2	7%
3	63%
4	25%
5	4%

Corridor Map

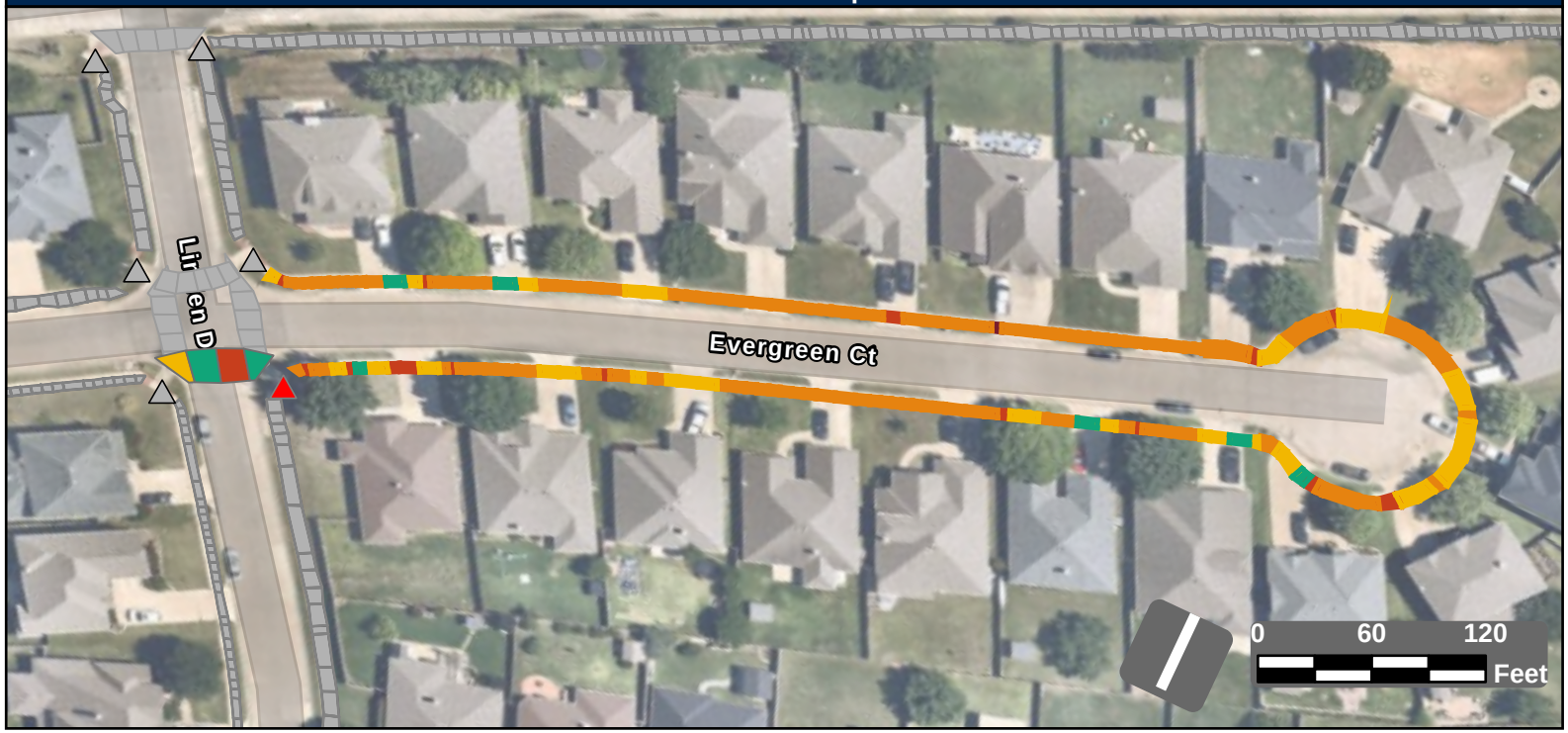

Facility Condition Summary

Sidewalks

Barrier Priority	Length (yd)		Cost
1	5	$	329
2	96	$	6,941
3	845	$	60,994
4	337	$	11,050
5	49	$	3,560
Total	1,331	$	82,873

Curb Ramps

Barrier Priority	Quantity		Cost
1	1	$	8,950
2	0	$	0
3	0	$	0
4	0	$	0
5	0	$	0
Total	1	$	8,950

Crosswalks

Barrier Priority	Length (yd)		Cost
1	0	$	0
2	27	$	5,344
3	0	$	0
4	17	$	3,363
5	40	$	
Total	84	$	8,707

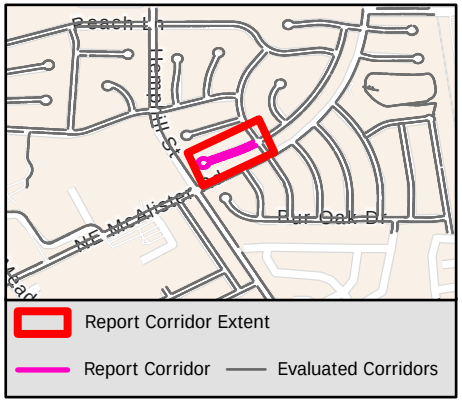

Sidewalk Barrier Summary

Pole	Quantity:	0
Fire Hydrant	Quantity:	0
Vault	Quantity:	0
Vegetation	Quantity:	0
Sign	Quantity:	0
Other	Quantity:	0

Missing Curb Ramps

Symbol	Quantity		Cost
	0	$	0

Curb Ramps Shown in Other Reports

Symbol	Quantity	Cost
	5	Other Report

Conceptual Budget Estimate Disclaimer

This "cost report" assigns a conceptual budget estimate to resolve non-compliance issues and was developed for planning purposes only. Kimley-Horn has no control over the cost of labor, materials, equipment, or over the Contractor's methods of determining prices or over competitive bidding or market conditions. Opinions of probable costs provided herein are based on the information known to Kimley-Horn at this time and represent only Kimley-Horn's judgment as a design professional familiar with the construction industry. Kimley-Horn cannot and does not guarantee that proposals, bids, or actual construction costs will not vary from its opinions of probable costs.

Sidewalk Barrier Conceptual Budget Summary

Sidewalk barriers are displayed for visual purposes only. Their associated costs are stored in the s yer, which is costed panel-by-panel in the Facility Priority Summary.

PROW Sidewalk Corridor Compliance Summary

Corridor

EVERGREEN LN

Corridor Score & Severity

Score: 4

MEDIUM

Corridor Cost Summary

Facility Type		Cost
Sidewalk	$	164,731
Crosswalks	$	15,990
Curb Ramps	$	17,900
Missing Ramps	$	28,000

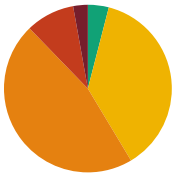

Sidewalk Barrier Priority Distribution

Priority	Percentage (%)
1	3%
2	9%
3	46%
4	37%
5	4%

Corridor Map

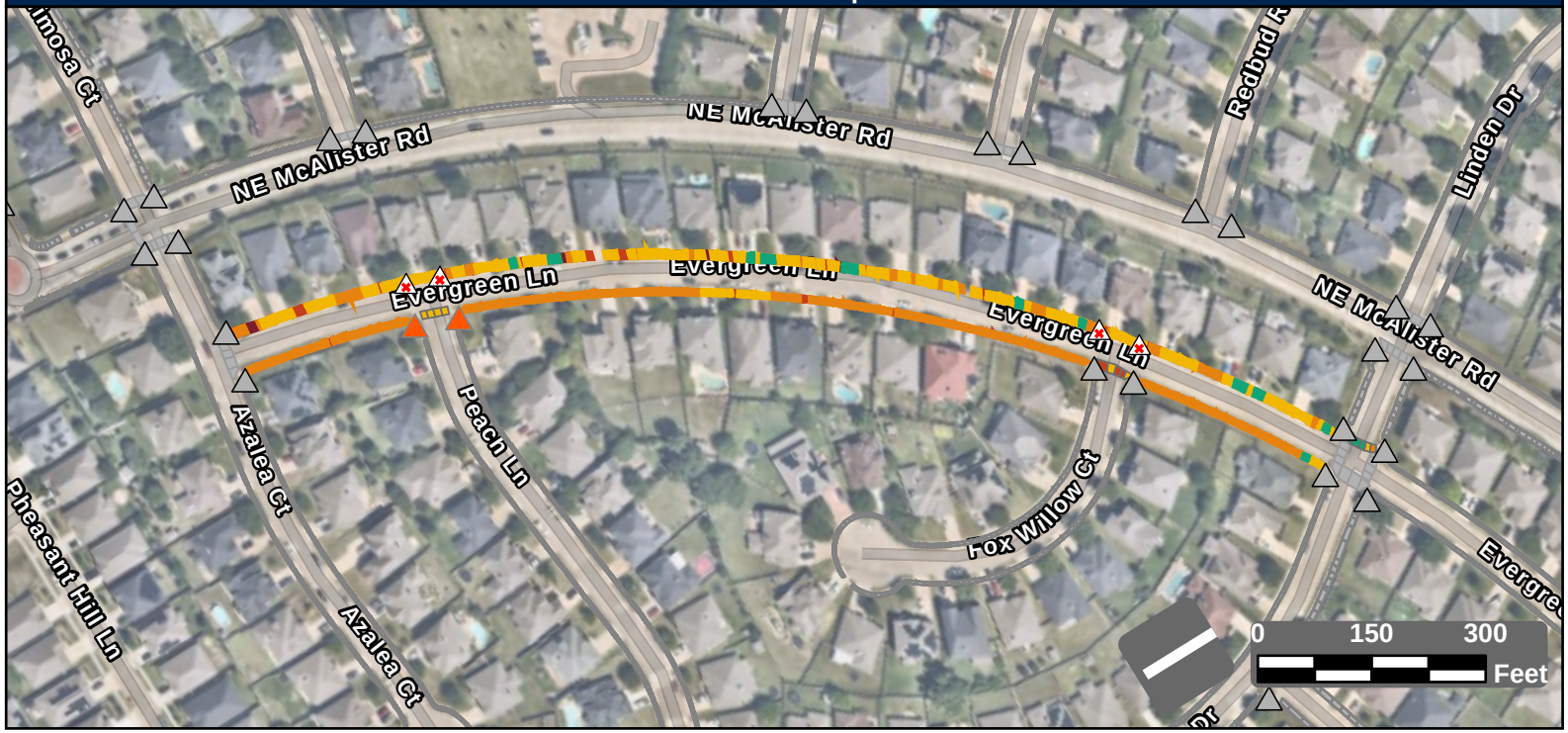

Facility Condition Summary

Sidewalks

Barrier Priority	Length (yd)		Cost
1	99	$	5,664
2	331	$	19,178
3	1,628	$	117,585
4	1,314	$	12,097
5	141	$	10,206
Total	3,513	$	164,731

Curb Ramps

Barrier Priority	Quantity		Cost
1	0	$	0
2	2	$	17,900
3	0	$	0
4	0	$	0
5	0	$	0
Total	2	$	17,900

Crosswalks

Barrier Priority	Length (yd)		Cost
1	0	$	0
2	32	$	6,449
3	8	$	0
4	67	$	9,541
5	29	$	
Total	137	$	15,990

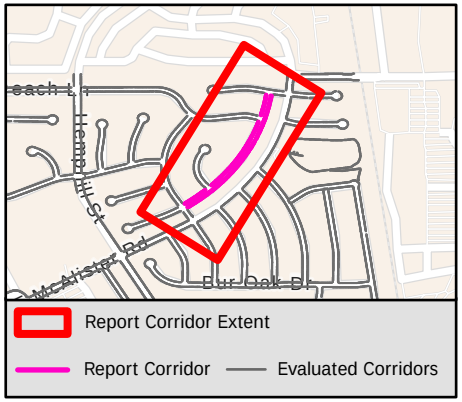

Sidewalk Barrier Summary

Pole	Quantity:	0
Fire Hydrant	Quantity:	0
Vault	Quantity:	0
Vegetation	Quantity:	0
Sign	Quantity:	0
Other	Quantity:	0

Missing Curb Ramps

Symbol	Quantity		Cost
	4	$	28,000

Curb Ramps Shown in Other Reports

Symbol	Quantity	Cost
	27	Other Report

Conceptual Budget Estimate Disclaimer

This "cost report" assigns a conceptual budget estimate to resolve non-compliance issues and was developed for planning purposes only. Kimley-Horn has no control over the cost of labor, materials, equipment, or over the Contractor's methods of determining prices or over competitive bidding or market conditions. Opinions of probable costs provided herein are based on the information known to Kimley-Horn at this time and represent only Kimley-Horn's judgment as a design professional familiar with the construction industry. Kimley-Horn cannot and does not guarantee that proposals, bids, or actual construction costs will not vary from its opinions of probable costs.

Sidewalk Barrier Conceptual Budget Summary

Sidewalk barriers are displayed for visual purposes only. Their associated costs are stored in the s yer, which is costed panel-by-panel in the Facility Priority Summary.

PROW Sidewalk Corridor Compliance Summary

Corridor

FAIRFIELD PKWY

Corridor Score & Severity

Score: 5

LOW

Corridor Cost Summary

Facility Type		Cost
Sidewalk	$	14,237
Crosswalks	$	0
Curb Ramps	$	25,750
Missing Ramps	$	0

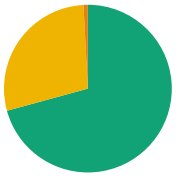

Sidewalk Barrier Priority Distribution

Priority	Percentage (%)
1	0%
2	0%
3	1%
4	28%
5	71%

Corridor Map



Facility Condition Summary

Sidewalks

Barrier Priority	Length (yd)		Cost
1	0	$	0
2	0	$	0
3	11	$	825
4	391	$	4,195
5	973	$	9,218
Total	1,376	$	14,237

Curb Ramps

Barrier Priority	Quantity		Cost
1	0	$	0
2	0	$	0
3	4	$	19,800
4	1	$	5,950
5	3	$	0
Total	8	$	25,750

Crosswalks

Barrier Priority	Length (yd)		Cost
1	0	$	0
2	0	$	0
3	0	$	0
4	0	$	0
5	52	$	0
Total	52	$	0

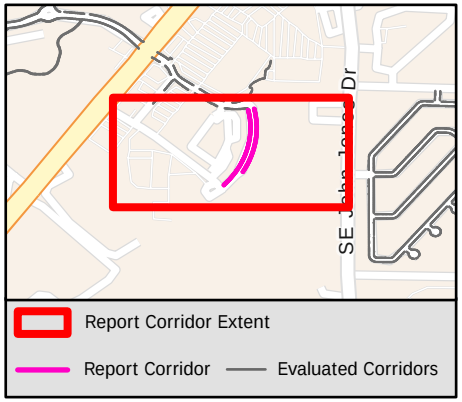

Sidewalk Barrier Summary

Pole	Quantity:	0
Fire Hydrant	Quantity:	0
Vault	Quantity:	0
Vegetation	Quantity:	0
Sign	Quantity:	0
Other	Quantity:	0

Missing Curb Ramps

Symbol	Quantity		Cost
	0	$	0

Curb Ramps Shown in Other Reports

Symbol	Quantity	Cost
	7	Other Report

Conceptual Budget Estimate Disclaimer

This "cost report" assigns a conceptual budget estimate to resolve non-compliance issues and was developed for planning purposes only. Kimley-Horn has no control over the cost of labor, materials, equipment, or over the Contractor's methods of determining prices or over competitive bidding or market conditions. Opinions of probable costs provided herein are based on the information known to Kimley-Horn at this time and represent only Kimley-Horn's judgment as a design professional familiar with the construction industry. Kimley-Horn cannot and does not guarantee that proposals, bids, or actual construction costs will not vary from its opinions of probable costs.

Sidewalk Barrier Conceptual Budget Summary

Sidewalk barriers are displayed for visual purposes only. Their associated costs are stored in the s yer, which is costed panel-by-panel in the Facility Priority Summary.

PROW Sidewalk Corridor Compliance Summary

Corridor

FAIRPARK DR

Corridor Score & Severity

Score: 2

HIGH

Corridor Cost Summary

Facility Type		Cost
Sidewalk	$	0
Crosswalks	$	0
Curb Ramps	$	11,900
Missing Ramps	$	0

Sidewalk Barrier Priority Distribution

Priority	Percentage (%)
1	%
2	%
3	%
4	%
5	%

Corridor Map



Facility Condition Summary

Sidewalks

Barrier Priority	Length (yd)		Cost
1	0	$	0
2	0	$	0
3	0	$	0
4	0	$	0
5	0	$	0
Total	0	$	0

Curb Ramps

Barrier Priority	Quantity		Cost
1	0	$	0
2	2	$	11,900
3	0	$	0
4	0	$	0
5	0	$	0
Total	2	$	11,900

Crosswalks

Barrier Priority	Length (yd)		Cost
1	0	$	0
2	0	$	0
3	0	$	0
4	0	$	0
5	0	$	0
Total	0	$	0

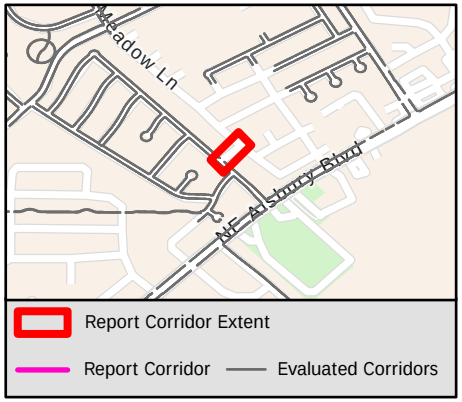

Sidewalk Barrier Summary

Pole	Quantity:	0
Fire Hydrant	Quantity:	0
Vault	Quantity:	0
Vegetation	Quantity:	0
Sign	Quantity:	0
Other	Quantity:	0

Missing Curb Ramps

Symbol	Quantity		Cost
	0	$	0

Curb Ramps Shown in Other Reports

Symbol	Quantity	Cost
	0	Other Report

Conceptual Budget Estimate Disclaimer

This "cost report" assigns a conceptual budget estimate to resolve non-compliance issues and was developed for planning purposes only. Kimley-Horn has no control over the cost of labor, materials, equipment, or over the Contractor's methods of determining prices or over competitive bidding or market conditions. Opinions of probable costs provided herein are based on the information known to Kimley-Horn at this time and represent only Kimley-Horn's judgment as a design professional familiar with the construction industry. Kimley-Horn cannot and does not guarantee that proposals, bids, or actual construction costs will not vary from its opinions of probable costs.

Sidewalk Barrier Conceptual Budget Summary

Sidewalk barriers are displayed for visual purposes only. Their associated costs are stored in the s yer, which is costed panel-by-panel in the Facility Priority Summary.

PROW Sidewalk Corridor Compliance Summary

Corridor

FAIRWAY VIEW DR

Corridor Score & Severity

Score: 4

MEDIUM

Corridor Cost Summary

Facility Type		Cost
Sidewalk	$	113,136
Crosswalks	$	1,245
Curb Ramps	$	19,350
Missing Ramps	$	14,000

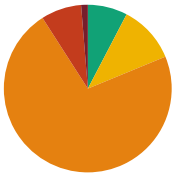

Sidewalk Barrier Priority Distribution

Priority	Percentage (%)
1	1%
2	8%
3	72%
4	11%
5	8%

Corridor Map

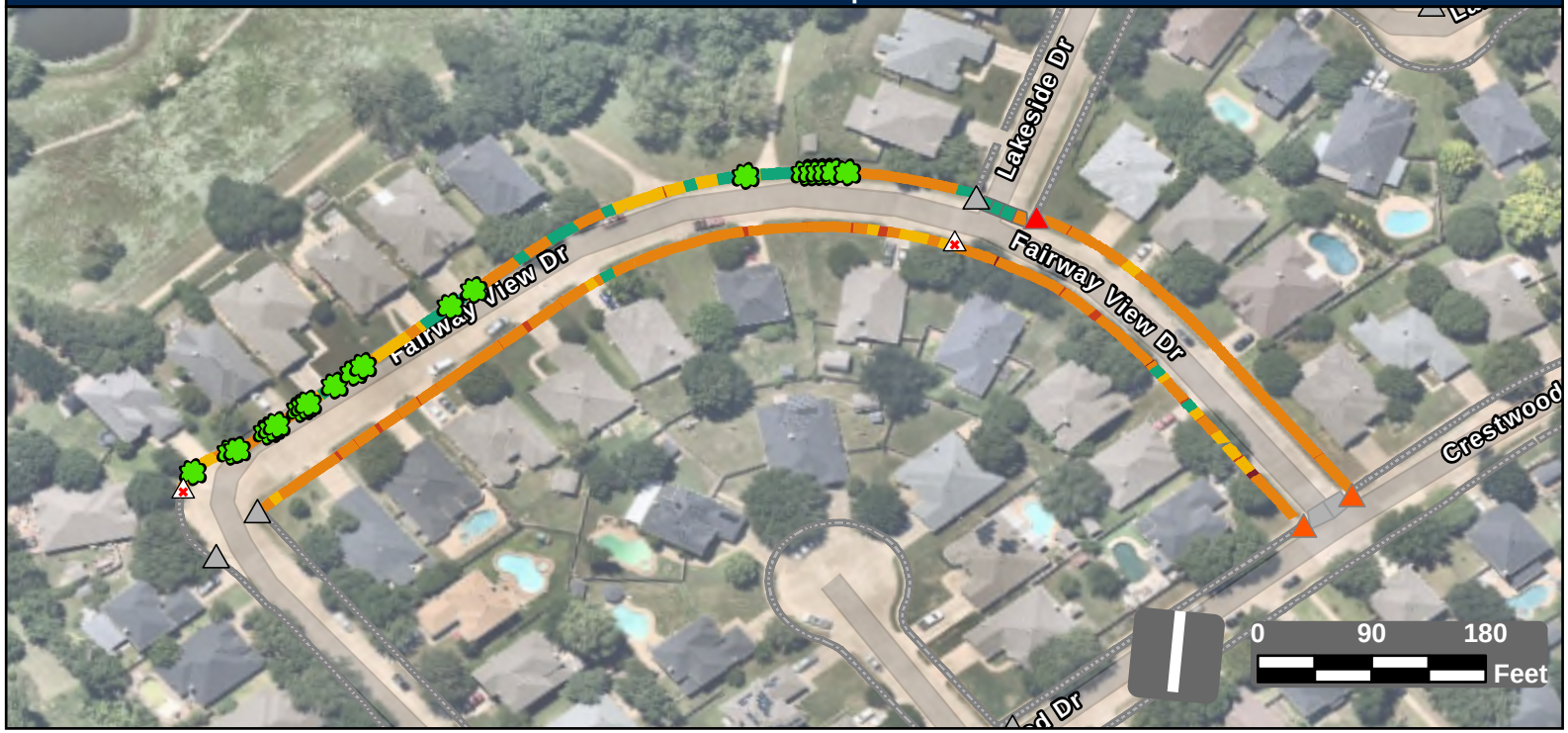

Facility Condition Summary

Sidewalks

Barrier Priority	Length (yd)		Cost
1	22	$	1,278
2	132	$	9,407
3	1,229	$	88,755
4	189	$	9,993
5	130	$	3,703
Total	1,703	$	113,136

Curb Ramps

Barrier Priority	Quantity		Cost
1	1	$	7,450
2	2	$	11,900
3	0	$	0
4	0	$	0
5	0	$	0
Total	3	$	19,350

Crosswalks

Barrier Priority	Length (yd)		Cost
1	0	$	0
2	0	$	0
3	13	$	1,245
4	0	$	0
5	31	$	
Total	44	$	1,245

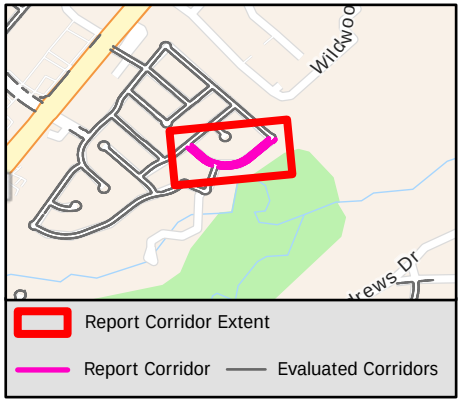

Sidewalk Barrier Summary

Pole	Quantity:	0
Fire Hydrant	Quantity:	0
Vault	Quantity:	0
Vegetation	Quantity:	21
Sign	Quantity:	0
Other	Quantity:	0

Missing Curb Ramps

Symbol	Quantity		Cost
	2	$	14,000

Curb Ramps Shown in Other Reports

Symbol	Quantity	Cost
	5	Other Report

Conceptual Budget Estimate Disclaimer

This "cost report" assigns a conceptual budget estimate to resolve non-compliance issues and was developed for planning purposes only. Kimley-Horn has no control over the cost of labor, materials, equipment, or over the Contractor's methods of determining prices or over competitive bidding or market conditions. Opinions of probable costs provided herein are based on the information known to Kimley-Horn at this time and represent only Kimley-Horn's judgment as a design professional familiar with the construction industry. Kimley-Horn cannot and does not guarantee that proposals, bids, or actual construction costs will not vary from its opinions of probable costs.

Sidewalk Barrier Conceptual Budget Summary

Sidewalk barriers are displayed for visual purposes only. Their associated costs are stored in the s yer, which is costed panel-by-panel in the Facility Priority Summary.

PROW Sidewalk Corridor Compliance Summary

Corridor

FAIRWEATHER DR

Corridor Score & Severity

Score: 4

MEDIUM

Corridor Cost Summary

Facility Type		Cost
Sidewalk	$	118,722
Crosswalks	$	0
Curb Ramps	$	11,900
Missing Ramps	$	0

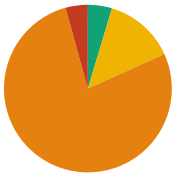

Sidewalk Barrier Priority Distribution

Priority	Percentage (%)
1	0%
2	4%
3	77%
4	14%
5	5%

Corridor Map

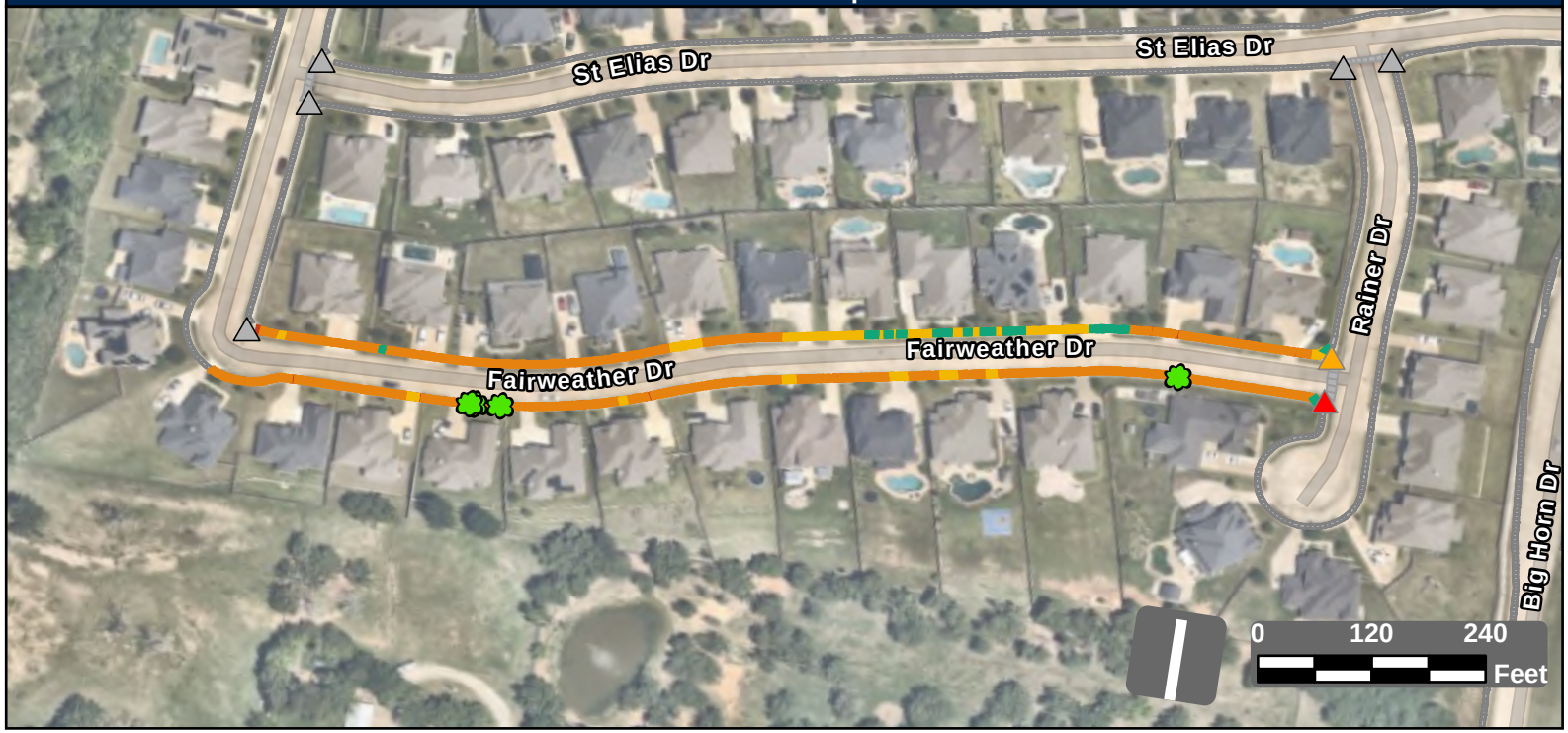

Facility Condition Summary

Sidewalks

Barrier Priority	Length (yd)		Cost
1	2	$	164
2	77	$	5,295
3	1,430	$	103,271
4	251	$	5,395
5	86	$	4,596
Total	1,846	$	118,722

Curb Ramps

Barrier Priority	Quantity		Cost
1	1	$	5,950
2	0	$	0
3	1	$	5,950
4	0	$	0
5	0	$	0
Total	2	$	11,900

Crosswalks

Barrier Priority	Length (yd)		Cost
1	0	$	0
2	0	$	0
3	0	$	0
4	0	$	0
5	0	$	0
Total	0	$	0

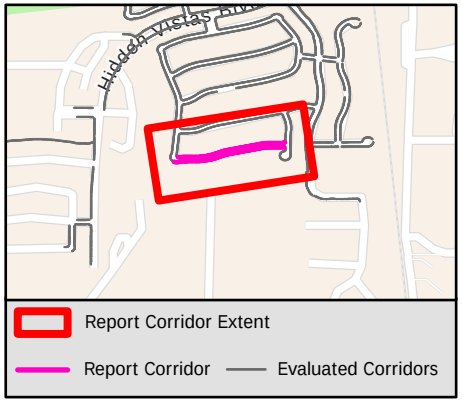

Sidewalk Barrier Summary

Pole	Quantity:	0
Fire Hydrant	Quantity:	0
Vault	Quantity:	0
Vegetation	Quantity:	4
Sign	Quantity:	0
Other	Quantity:	0

Missing Curb Ramps

Symbol	Quantity		Cost
	0	$	0

Curb Ramps Shown in Other Reports

Symbol	Quantity	Cost
	5	Other Report

Conceptual Budget Estimate Disclaimer

This "cost report" assigns a conceptual budget estimate to resolve non-compliance issues and was developed for planning purposes only. Kimley-Horn has no control over the cost of labor, materials, equipment, or over the Contractor's methods of determining prices or over competitive bidding or market conditions. Opinions of probable costs provided herein are based on the information known to Kimley-Horn at this time and represent only Kimley-Horn's judgment as a design professional familiar with the construction industry. Kimley-Horn cannot and does not guarantee that proposals, bids, or actual construction costs will not vary from its opinions of probable costs.

Sidewalk Barrier Conceptual Budget Summary

Sidewalk barriers are displayed for visual purposes only. Their associated costs are stored in the s yer, which is costed panel-by-panel in the Facility Priority Summary.

PROW Sidewalk Corridor Compliance Summary

Corridor

FAITH CT

Corridor Score & Severity

Score: 2

HIGH

Corridor Cost Summary

Facility Type		Cost
Sidewalk	$	42,235
Crosswalks	$	0
Curb Ramps	$	11,900
Missing Ramps	$	0

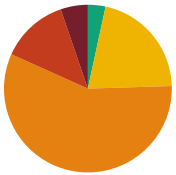

Sidewalk Barrier Priority Distribution

Priority	Percentage (%)
1	5%
2	13%
3	57%
4	21%
5	3%

Corridor Map

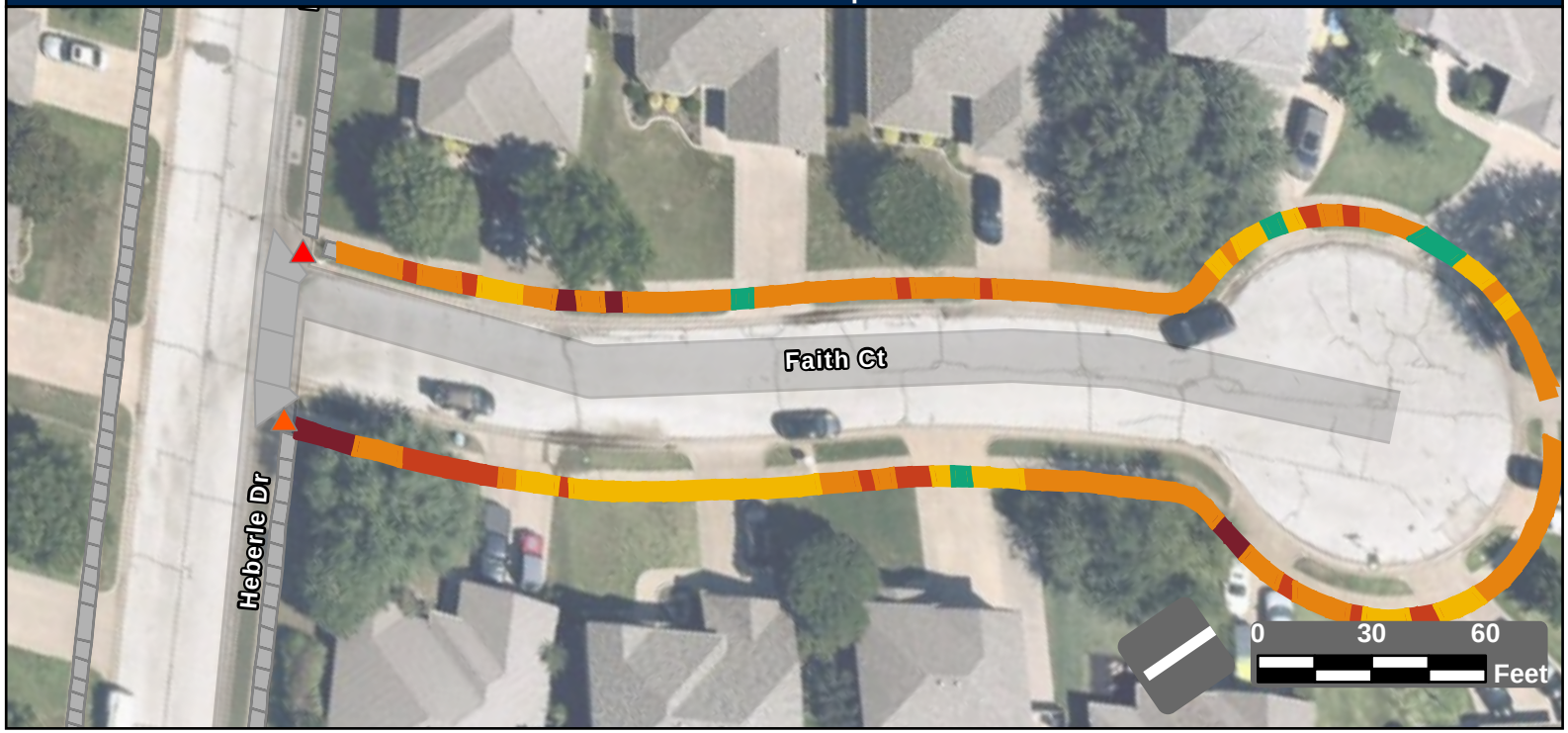

Facility Condition Summary

Sidewalks

Barrier Priority	Length (yd)		Cost
1	34	$	2,483
2	85	$	5,828
3	374	$	27,033
4	138	$	5,293
5	22	$	1,598
Total	654	$	42,235

Curb Ramps

Barrier Priority	Quantity		Cost
1	1	$	5,950
2	1	$	5,950
3	0	$	0
4	0	$	0
5	0	$	0
Total	2	$	11,900

Crosswalks

Barrier Priority	Length (yd)		Cost
1	0	$	0
2	0	$	0
3	0	$	0
4	0	$	0
5	0	$	0
Total	0	$	0

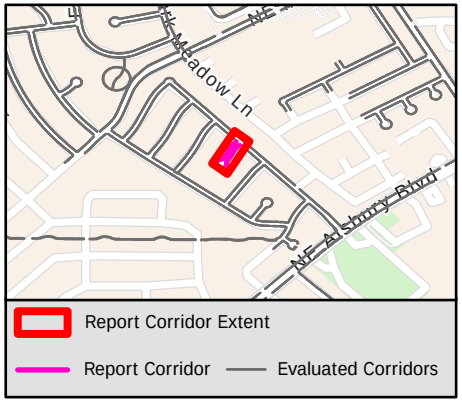

Sidewalk Barrier Summary

Pole	Quantity:	0
Fire Hydrant	Quantity:	0
Vault	Quantity:	0
Vegetation	Quantity:	0
Sign	Quantity:	0
Other	Quantity:	0

Missing Curb Ramps

Symbol	Quantity		Cost
	0	$	0

Curb Ramps Shown in Other Reports

Symbol	Quantity	Cost
	0	Other Report

Conceptual Budget Estimate Disclaimer

This "cost report" assigns a conceptual budget estimate to resolve non-compliance issues and was developed for planning purposes only. Kimley-Horn has no control over the cost of labor, materials, equipment, or over the Contractor's methods of determining prices or over competitive bidding or market conditions. Opinions of probable costs provided herein are based on the information known to Kimley-Horn at this time and represent only Kimley-Horn's judgment as a design professional familiar with the construction industry. Kimley-Horn cannot and does not guarantee that proposals, bids, or actual construction costs will not vary from its opinions of probable costs.

Sidewalk Barrier Conceptual Budget Summary

Sidewalk barriers are displayed for visual purposes only. Their associated costs are stored in the s yer, which is costed panel-by-panel in the Facility Priority Summary.

PROW Sidewalk Corridor Compliance Summary

Corridor

FALLS CREEK CT

Corridor Score & Severity

Score: 4

MEDIUM

Corridor Cost Summary

Facility Type		Cost
Sidewalk	$	1,706
Crosswalks	$	0
Curb Ramps	$	0
Missing Ramps	$	0

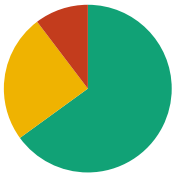

Sidewalk Barrier Priority Distribution

Priority	Percentage (%)
1	0%
2	10%
3	0%
4	25%
5	65%

Corridor Map



Facility Condition Summary

Sidewalks

Barrier Priority	Length (yd)		Cost
1	0	$	0
2	5	$	524
3	0	$	0
4	12	$	1,183
5	30	$	0
Total	47	$	1,706

Curb Ramps

Barrier Priority	Quantity		Cost
1	0	$	0
2	0	$	0
3	0	$	0
4	0	$	0
5	0	$	0
Total	0	$	0

Crosswalks

Barrier Priority	Length (yd)		Cost
1	0	$	0
2	0	$	0
3	0	$	0
4	0	$	0
5	0	$	0
Total	0	$	0

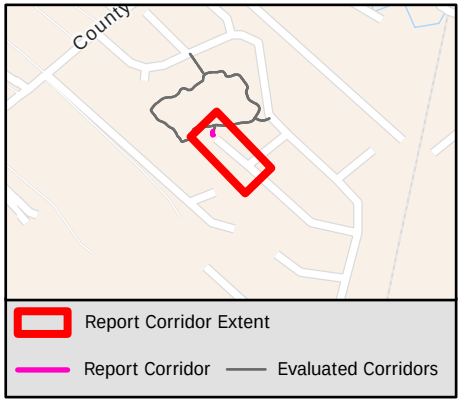

Sidewalk Barrier Summary

Pole	Quantity:	0
Fire Hydrant	Quantity:	0
Vault	Quantity:	0
Vegetation	Quantity:	0
Sign	Quantity:	0
Other	Quantity:	0

Missing Curb Ramps

Symbol	Quantity		Cost
	0	$	0

Curb Ramps Shown in Other Reports

Symbol	Quantity	Cost
	0	Other Report

Conceptual Budget Estimate Disclaimer

This "cost report" assigns a conceptual budget estimate to resolve non-compliance issues and was developed for planning purposes only. Kimley-Horn has no control over the cost of labor, materials, equipment, or over the Contractor's methods of determining prices or over competitive bidding or market conditions. Opinions of probable costs provided herein are based on the information known to Kimley-Horn at this time and represent only Kimley-Horn's judgment as a design professional familiar with the construction industry. Kimley-Horn cannot and does not guarantee that proposals, bids, or actual construction costs will not vary from its opinions of probable costs.

Sidewalk Barrier Conceptual Budget Summary

Sidewalk barriers are displayed for visual purposes only. Their associated costs are stored in the s yer, which is costed panel-by-panel in the Facility Priority Summary.

PROW Sidewalk Corridor Compliance Summary

Corridor

FIRETHORN CT

Corridor Score & Severity

Score: 5

LOW

Corridor Cost Summary

Facility Type		Cost
Sidewalk	$	71,732
Crosswalks	$	
Curb Ramps	$	8,950
Missing Ramps	$	0

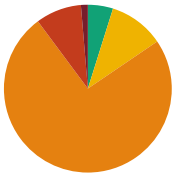

Sidewalk Barrier Priority Distribution

Priority	Percentage (%)
1	1%
2	9%
3	74%
4	11%
5	5%

Corridor Map

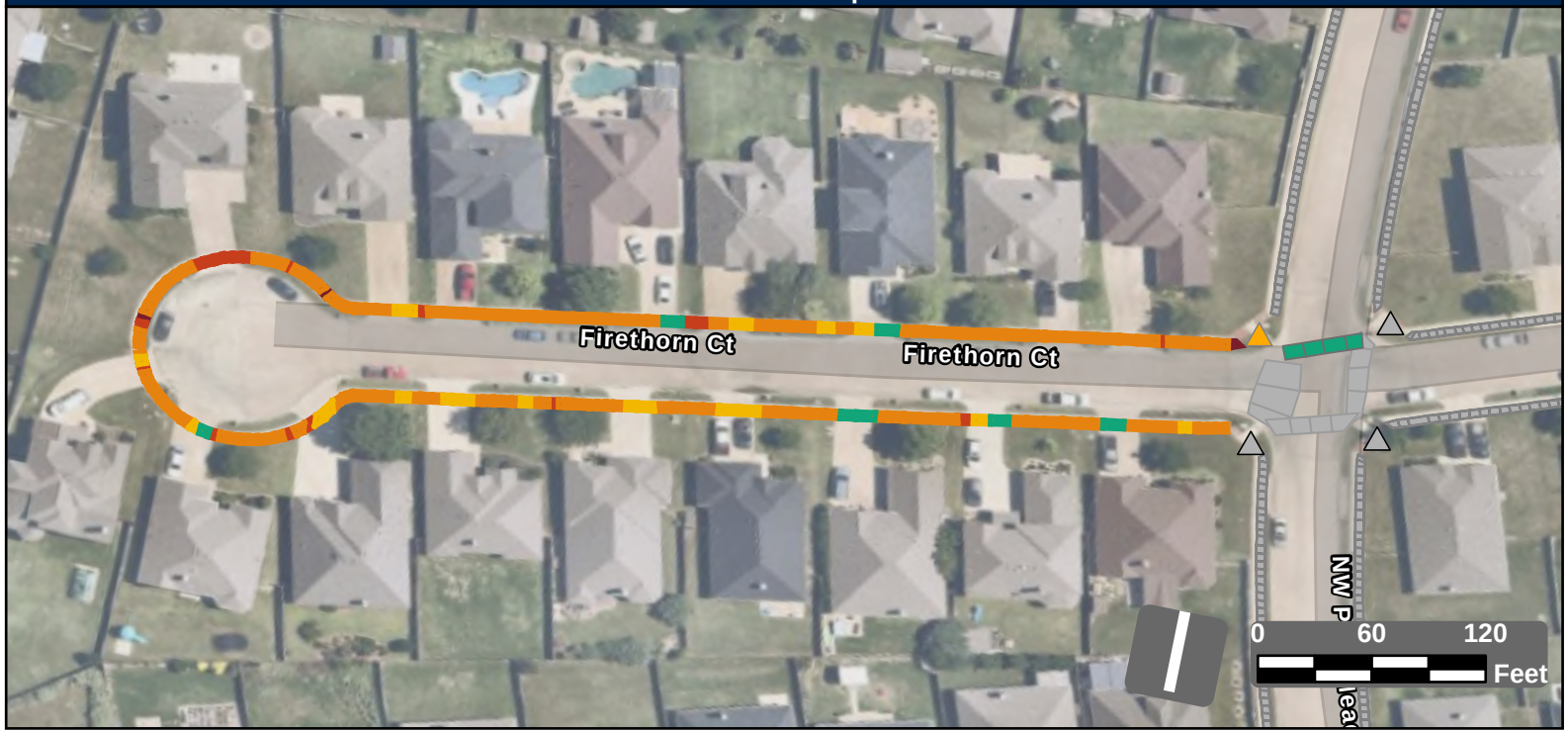

Facility Condition Summary

Sidewalks

Barrier Priority	Length (yd)		Cost
1	14	$	1,023
2	96	$	6,705
3	804	$	58,034
4	115	$	2,195
5	52	$	3,775
Total	1,081	$	71,732

Curb Ramps

Barrier Priority	Quantity		Cost
1	0	$	0
2	0	$	0
3	1	$	8,950
4	0	$	0
5	0	$	0
Total	1	$	8,950

Crosswalks

Barrier Priority	Length (yd)		Cost
1	0	$	0
2	0	$	0
3	0	$	0
4	0	$	0
5	36	$	
Total	36	$	

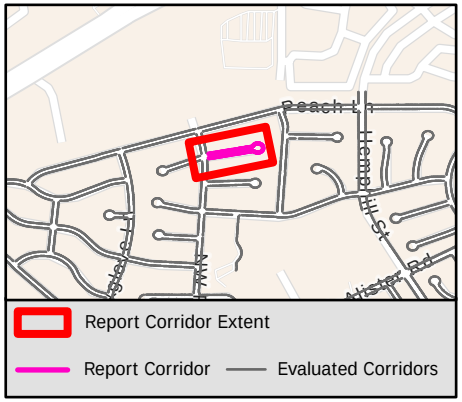

Sidewalk Barrier Summary

Pole	Quantity:	0
Fire Hydrant	Quantity:	0
Vault	Quantity:	0
Vegetation	Quantity:	0
Sign	Quantity:	0
Other	Quantity:	0

Missing Curb Ramps

Symbol	Quantity		Cost
	0	$	0

Curb Ramps Shown in Other Reports

Symbol	Quantity	Cost
	3	Other Report

Conceptual Budget Estimate Disclaimer

This "cost report" assigns a conceptual budget estimate to resolve non-compliance issues and was developed for planning purposes only. Kimley-Horn has no control over the cost of labor, materials, equipment, or over the Contractor's methods of determining prices or over competitive bidding or market conditions. Opinions of probable costs provided herein are based on the information known to Kimley-Horn at this time and represent only Kimley-Horn's judgment as a design professional familiar with the construction industry. Kimley-Horn cannot and does not guarantee that proposals, bids, or actual construction costs will not vary from its opinions of probable costs.

Sidewalk Barrier Conceptual Budget Summary

Sidewalk barriers are displayed for visual purposes only. Their associated costs are stored in the s yer, which is costed panel-by-panel in the Facility Priority Summary.

PROW Sidewalk Corridor Compliance Summary

Corridor

FIREWHEEL RD

Corridor Score & Severity

Score: 4

MEDIUM

Corridor Cost Summary

Facility Type		Cost
Sidewalk	$	130,727
Crosswalks	$	0
Curb Ramps	$	17,850
Missing Ramps	$	14,000

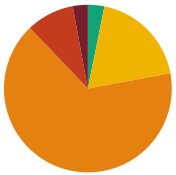

Sidewalk Barrier Priority Distribution

Priority	Percentage (%)
1	3%
2	9%
3	66%
4	19%
5	3%

Corridor Map

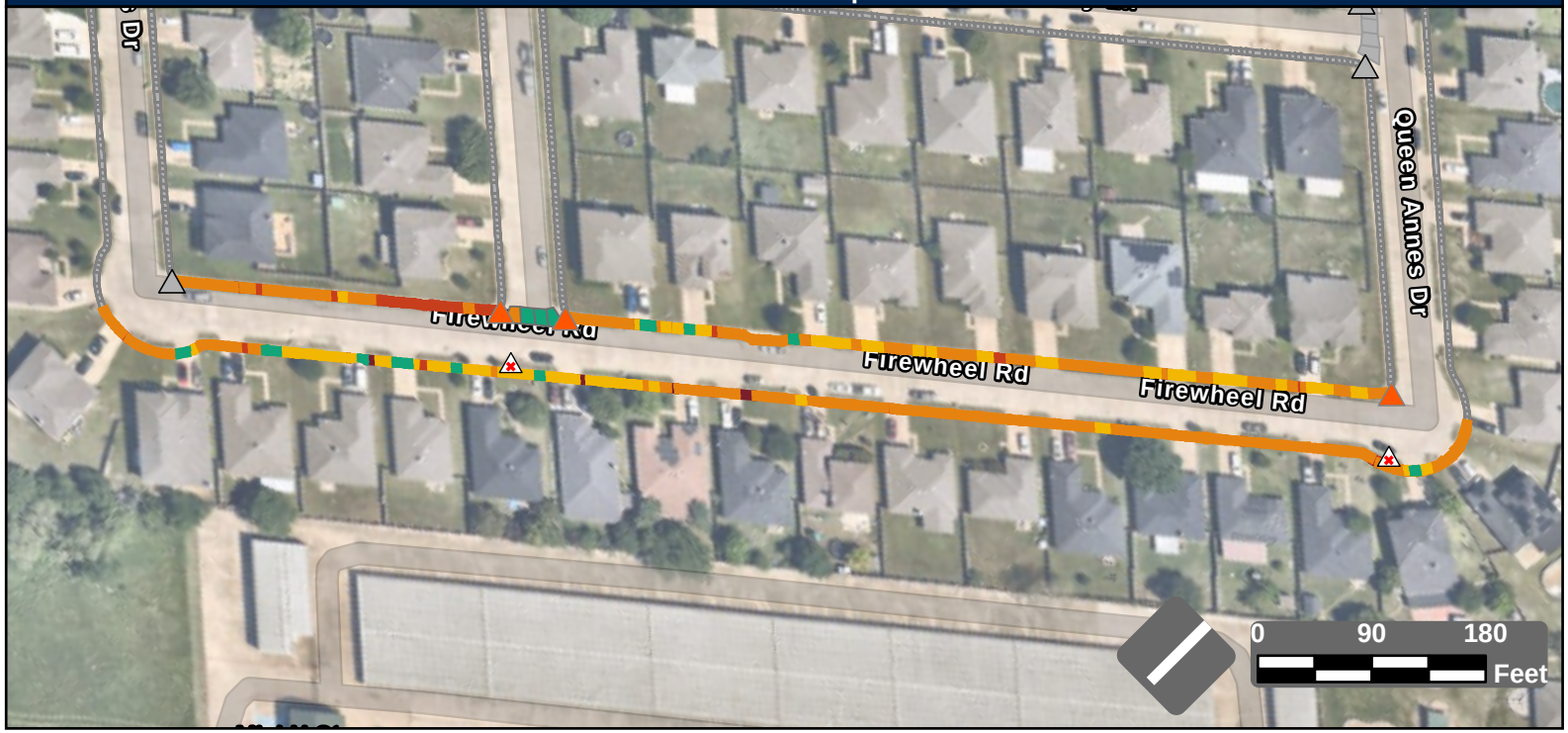

Facility Condition Summary

Sidewalks

Barrier Priority	Length (yd)		Cost
1	56	$	3,394
2	180	$	12,559
3	1,278	$	92,294
4	367	$	18,039
5	61	$	4,440
Total	1,942	$	130,727

Curb Ramps

Barrier Priority	Quantity		Cost
1	0	$	0
2	3	$	17,850
3	0	$	0
4	0	$	0
5	0	$	0
Total	3	$	17,850

Crosswalks

Barrier Priority	Length (yd)		Cost
1	0	$	0
2	0	$	0
3	14	$	0
4	0	$	0
5	42	$	
Total	57	$	0

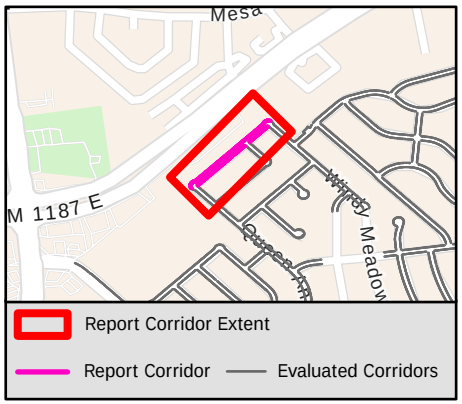

Sidewalk Barrier Summary

Pole	Quantity:	0
Fire Hydrant	Quantity:	0
Vault	Quantity:	0
Vegetation	Quantity:	0
Sign	Quantity:	0
Other	Quantity:	0

Missing Curb Ramps

Symbol	Quantity		Cost
	2	$	14,000

Curb Ramps Shown in Other Reports

Symbol	Quantity	Cost
	3	Other Report

Conceptual Budget Estimate Disclaimer

This "cost report" assigns a conceptual budget estimate to resolve non-compliance issues and was developed for planning purposes only. Kimley-Horn has no control over the cost of labor, materials, equipment, or over the Contractor's methods of determining prices or over competitive bidding or market conditions. Opinions of probable costs provided herein are based on the information known to Kimley-Horn at this time and represent only Kimley-Horn's judgment as a design professional familiar with the construction industry. Kimley-Horn cannot and does not guarantee that proposals, bids, or actual construction costs will not vary from its opinions of probable costs.

Sidewalk Barrier Conceptual Budget Summary

Sidewalk barriers are displayed for visual purposes only. Their associated costs are stored in the s yer, which is costed panel-by-panel in the Facility Priority Summary.

THE CITY OF BURLESON TEXAS

PROW Sidewalk Corridor Compliance Summary

Kimley»Horn

Item B.

Corridor

FLAGSTONE DR

Corridor Score & Severity

Score: 4

MEDIUM

Corridor Cost Summary

Facility Type		Cost
Sidewalk	$	177,109
Crosswalks	$	30,128
Curb Ramps	$	52,150
Missing Ramps	$	63,000

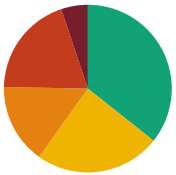

Sidewalk Barrier Priority Distribution

Priority	Percentage (%)
1	5%
2	20%
3	15%
4	24%
5	36%

Corridor Map

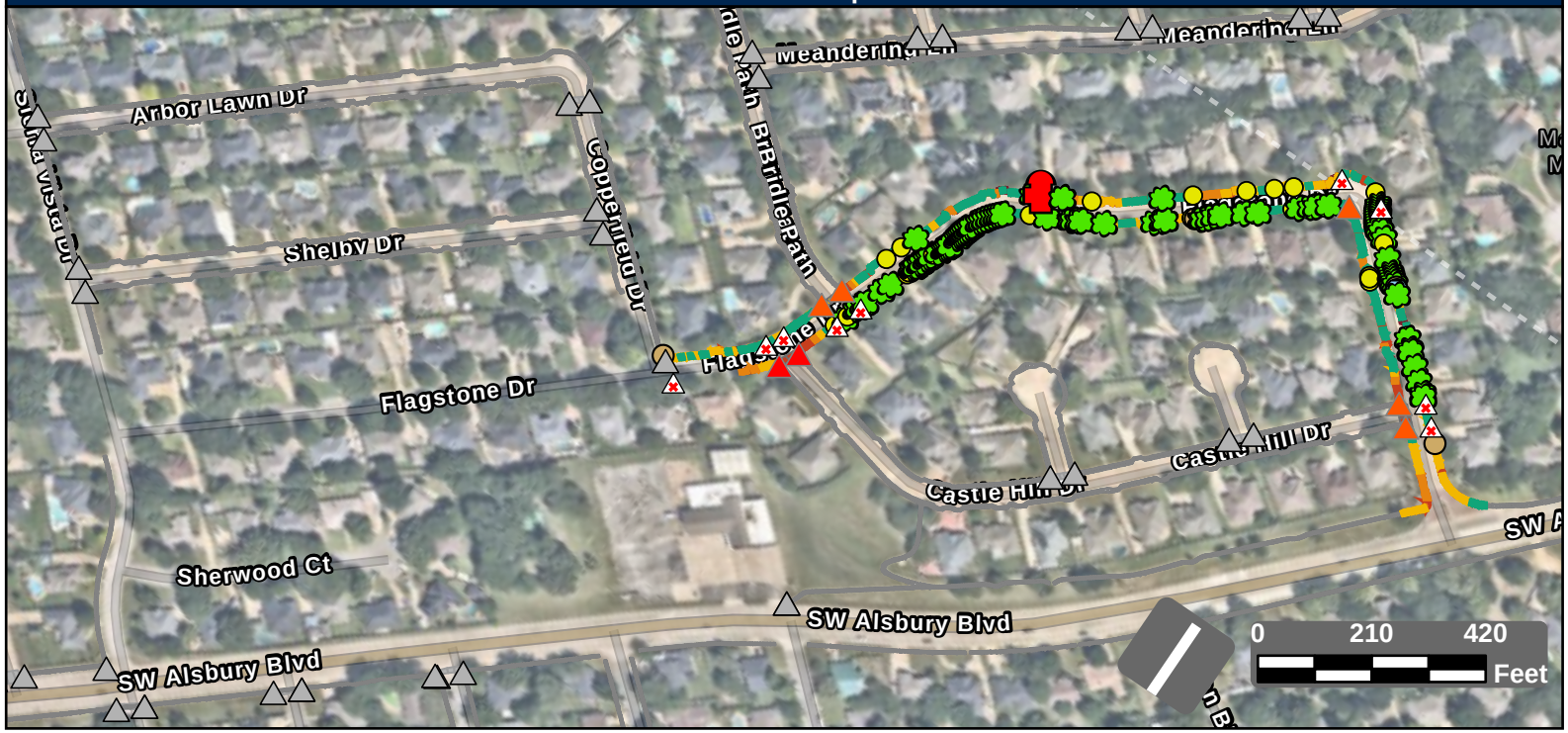

Facility Condition Summary

Sidewalks

Barrier Priority	Length (yd)		Cost
1	192	$	11,126
2	733	$	48,723
3	578	$	42,324
4	907	$	64,131
5	1,335	$	10,804
Total	3,744	$	177,109

Curb Ramps

Barrier Priority	Quantity		Cost
1	2	$	14,900
2	5	$	37,250
3	0	$	0
4	0	$	0
5	0	$	0
Total	7	$	52,150

Crosswalks

Barrier Priority	Length (yd)		Cost
1	0	$	0
2	119	$	23,622
3	0	$	0
4	69	$	6,505
5	25	$	
Total	213	$	30,128

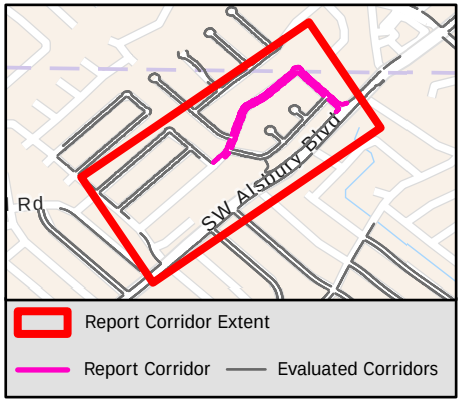

Sidewalk Barrier Summary

Pole	Quantity:	5
Fire Hydrant	Quantity:	1
Vault	Quantity:	0
Vegetation	Quantity:	88
Sign	Quantity:	1
Other	Quantity:	25

Missing Curb Ramps

Symbol	Quantity		Cost
	9	$	63,000

Curb Ramps Shown in Other Reports

Symbol	Quantity	Cost
	35	Other Report

Conceptual Budget Estimate Disclaimer

This "cost report" assigns a conceptual budget estimate to resolve non-compliance issues and was developed for planning purposes only. Kimley-Horn has no control over the cost of labor, materials, equipment, or over the Contractor's methods of determining prices or over competitive bidding or market conditions. Opinions of probable costs provided herein are based on the information known to Kimley-Horn at this time and represent only Kimley-Horn's judgment as a design professional familiar with the construction industry. Kimley-Horn cannot and does not guarantee that proposals, bids, or actual construction costs will not vary from its opinions of probable costs.

Sidewalk Barrier Conceptual Budget Summary

Sidewalk barriers are displayed for visual purposes only. Their associated costs are stored in the s yer, which is costed panel-by-panel in the Facility Priority Summary.

1828

PROW Sidewalk Corridor Compliance Summary

Corridor

FLAMINGO CIR

Corridor Score & Severity

Score: 3

MEDIUM

Corridor Cost Summary

Facility Type		Cost
Sidewalk	$	188,100
Crosswalks	$	7,688
Curb Ramps	$	41,700
Missing Ramps	$	14,000

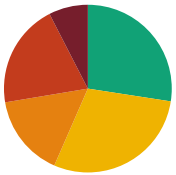

Sidewalk Barrier Priority Distribution

Priority	Percentage (%)
1	8%
2	20%
3	16%
4	29%
5	27%

Corridor Map

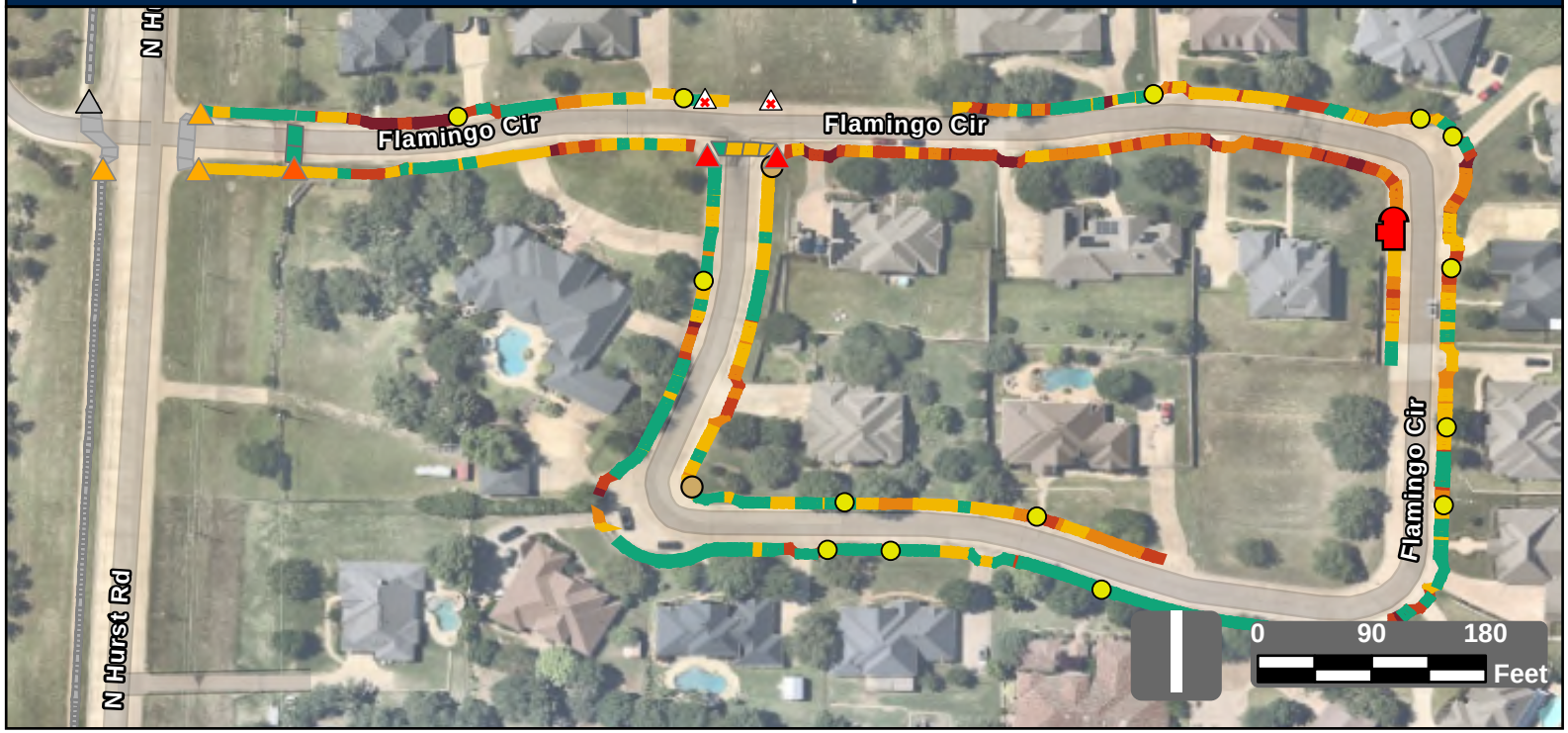

Facility Condition Summary

Sidewalks

Barrier Priority	Length (yd)		Cost
1	255	$	18,992
2	680	$	47,313
3	536	$	40,366
4	987	$	69,507
5	930	$	11,922
Total	3,388	$	188,100

Curb Ramps

Barrier Priority	Quantity		Cost
1	2	$	17,900
2	2	$	11,900
3	3	$	11,900
4	0	$	0
5	0	$	0
Total	7	$	41,700

Crosswalks

Barrier Priority	Length (yd)		Cost
1	0	$	0
2	0	$	0
3	0	$	0
4	39	$	7,688
5	56	$	
Total	95	$	7,688

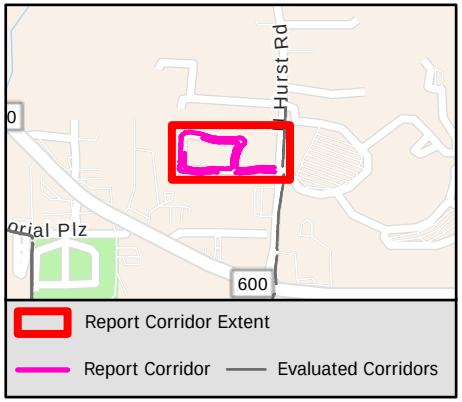

Sidewalk Barrier Summary

Pole	Quantity:	2
Fire Hydrant	Quantity:	1
Vault	Quantity:	0
Vegetation	Quantity:	0
Sign	Quantity:	0
Other	Quantity:	14

Missing Curb Ramps

Symbol	Quantity		Cost
	2	$	14,000

Curb Ramps Shown in Other Reports

Symbol	Quantity	Cost
	1	Other Report

Conceptual Budget Estimate Disclaimer

This "cost report" assigns a conceptual budget estimate to resolve non-compliance issues and was developed for planning purposes only. Kimley-Horn has no control over the cost of labor, materials, equipment, or over the Contractor's methods of determining prices or over competitive bidding or market conditions. Opinions of probable costs provided herein are based on the information known to Kimley-Horn at this time and represent only Kimley-Horn's judgment as a design professional familiar with the construction industry. Kimley-Horn cannot and does not guarantee that proposals, bids, or actual construction costs will not vary from its opinions of probable costs.

Sidewalk Barrier Conceptual Budget Summary

Sidewalk barriers are displayed for visual purposes only. Their associated costs are stored in the s yer, which is costed panel-by-panel in the Facility Priority Summary.

THE CITY OF BURLESON TEXAS

PROW Sidewalk Corridor Compliance Summary

Kimley»Horn

Item B.

Corridor

FLOUNDER DR

Corridor Score & Severity

Score: 2

HIGH

Corridor Cost Summary

Facility Type		Cost
Sidewalk	$	62,225
Crosswalks	$	0
Curb Ramps	$	11,900
Missing Ramps	$	0

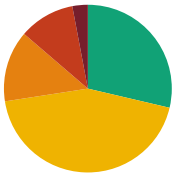

Sidewalk Barrier Priority Distribution

Priority	Percentage (%)
1	3%
2	11%
3	14%
4	44%
5	29%

Corridor Map



Facility Condition Summary

Sidewalks

Barrier Priority	Length (yd)		Cost
1	34	$	2,140
2	123	$	7,994
3	158	$	11,379
4	504	$	28,276
5	329	$	12,436
Total	1,149	$	62,225

Curb Ramps

Barrier Priority	Quantity		Cost
1	0	$	0
2	2	$	11,900
3	0	$	0
4	0	$	0
5	0	$	0
Total	2	$	11,900

Crosswalks

Barrier Priority	Length (yd)		Cost
1	0	$	0
2	0	$	0
3	0	$	0
4	0	$	0
5	0	$	0
Total	0	$	0

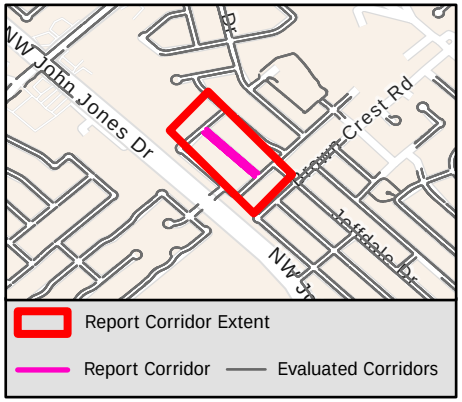

Sidewalk Barrier Summary

Pole	Quantity:	0
Fire Hydrant	Quantity:	0
Vault	Quantity:	0
Vegetation	Quantity:	0
Sign	Quantity:	0
Other	Quantity:	0

Missing Curb Ramps

Symbol	Quantity		Cost
	0	$	0

Curb Ramps Shown in Other Reports

Symbol	Quantity	Cost
	6	Other Report

Conceptual Budget Estimate Disclaimer

This "cost report" assigns a conceptual budget estimate to resolve non-compliance issues and was developed for planning purposes only. Kimley-Horn has no control over the cost of labor, materials, equipment, or over the Contractor's methods of determining prices or over competitive bidding or market conditions. Opinions of probable costs provided herein are based on the information known to Kimley-Horn at this time and represent only Kimley-Horn's judgment as a design professional familiar with the construction industry. Kimley-Horn cannot and does not guarantee that proposals, bids, or actual construction costs will not vary from its opinions of probable costs.

Sidewalk Barrier Conceptual Budget Summary

Sidewalk barriers are displayed for visual purposes only. Their associated costs are stored in the s yer, which is costed panel-by-panel in the Facility Priority Summary.

1830

PROW Sidewalk Corridor Compliance Summary

Corridor

FOX WILLOW CT

Corridor Score & Severity

Score: 2

HIGH

Corridor Cost Summary

Facility Type		Cost
Sidewalk	$	68,567
Crosswalks	$	0
Curb Ramps	$	13,400
Missing Ramps	$	0

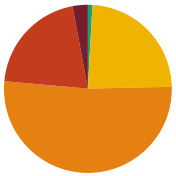

Sidewalk Barrier Priority Distribution

Priority	Percentage (%)
1	3%
2	21%
3	52%
4	24%
5	1%

Corridor Map

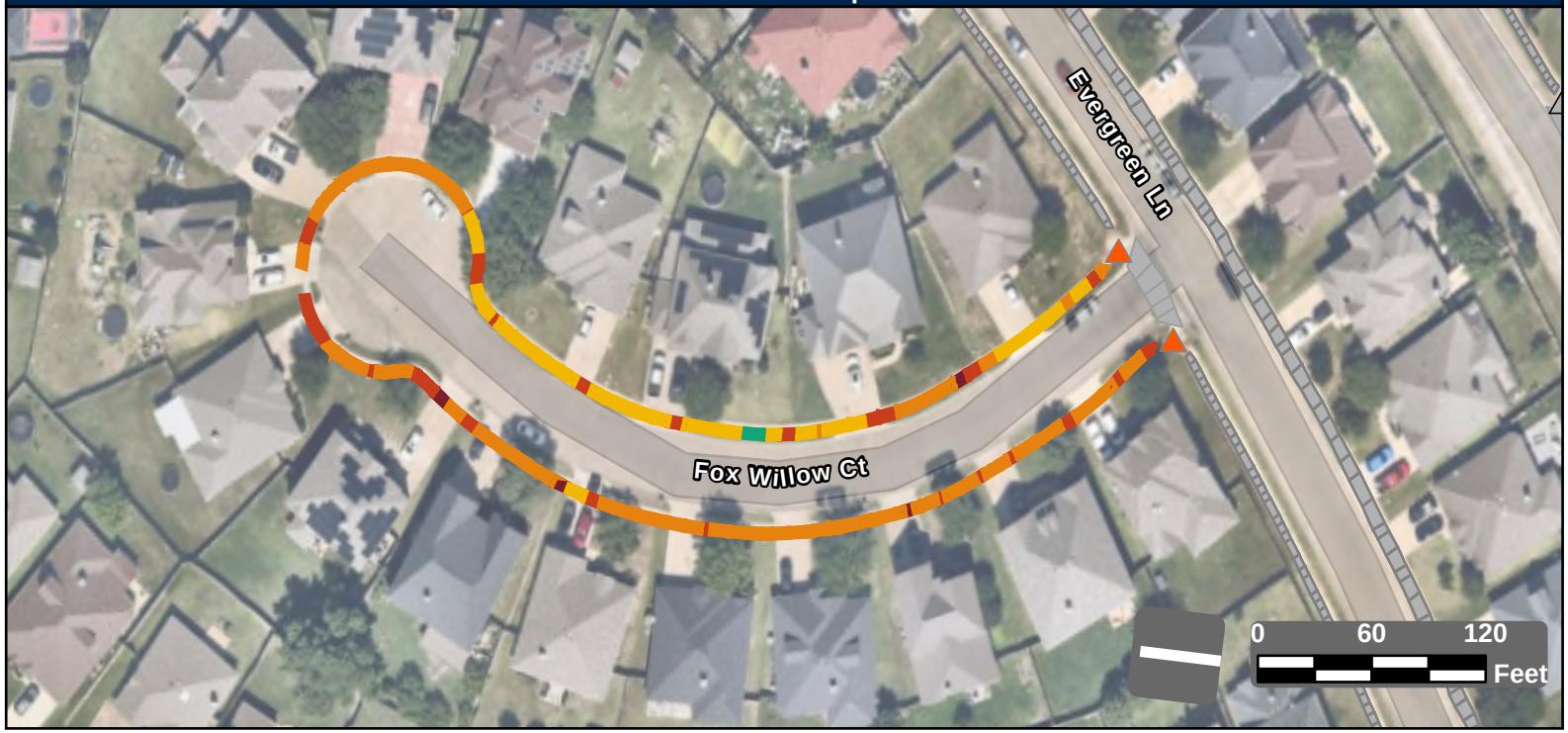

Facility Condition Summary

Sidewalks

Barrier Priority	Length (yd)		Cost
1	29	$	2,130
2	207	$	13,965
3	519	$	37,515
4	239	$	14,319
5	9	$	638
Total	1,004	$	68,567

Curb Ramps

Barrier Priority	Quantity		Cost
1	0	$	0
2	2	$	13,400
3	0	$	0
4	0	$	0
5	0	$	0
Total	2	$	13,400

Crosswalks

Barrier Priority	Length (yd)		Cost
1	0	$	0
2	0	$	0
3	0	$	0
4	0	$	0
5	0	$	0
Total	0	$	0

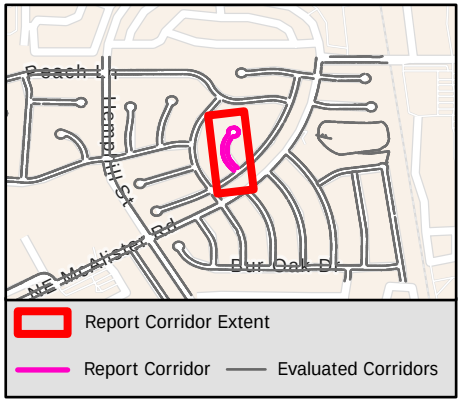

Sidewalk Barrier Summary

Pole	Quantity:	0
Fire Hydrant	Quantity:	0
Vault	Quantity:	0
Vegetation	Quantity:	0
Sign	Quantity:	0
Other	Quantity:	0

Missing Curb Ramps

Symbol	Quantity		Cost
	0	$	0

Curb Ramps Shown in Other Reports

Symbol	Quantity	Cost
	1	Other Report

Conceptual Budget Estimate Disclaimer

This "cost report" assigns a conceptual budget estimate to resolve non-compliance issues and was developed for planning purposes only. Kimley-Horn has no control over the cost of labor, materials, equipment, or over the Contractor's methods of determining prices or over competitive bidding or market conditions. Opinions of probable costs provided herein are based on the information known to Kimley-Horn at this time and represent only Kimley-Horn's judgment as a design professional familiar with the construction industry. Kimley-Horn cannot and does not guarantee that proposals, bids, or actual construction costs will not vary from its opinions of probable costs.

Sidewalk Barrier Conceptual Budget Summary

Sidewalk barriers are displayed for visual purposes only. Their associated costs are stored in the s yer, which is costed panel-by-panel in the Facility Priority Summary.

PROW Sidewalk Corridor Compliance Summary

Corridor

FOXGLOVE LN

Corridor Score & Severity

Score: 4
MEDIUM

Corridor Cost Summary

Facility Type		Cost
Sidewalk	$	362,625
Crosswalks	$	34,182
Curb Ramps	$	95,450
Missing Ramps	$	21,000

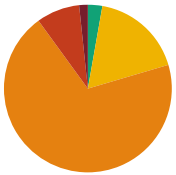

Sidewalk Barrier Priority Distribution

Priority	Percentage (%)
1	2%
2	8%
3	70%
4	18%
5	3%

Corridor Map

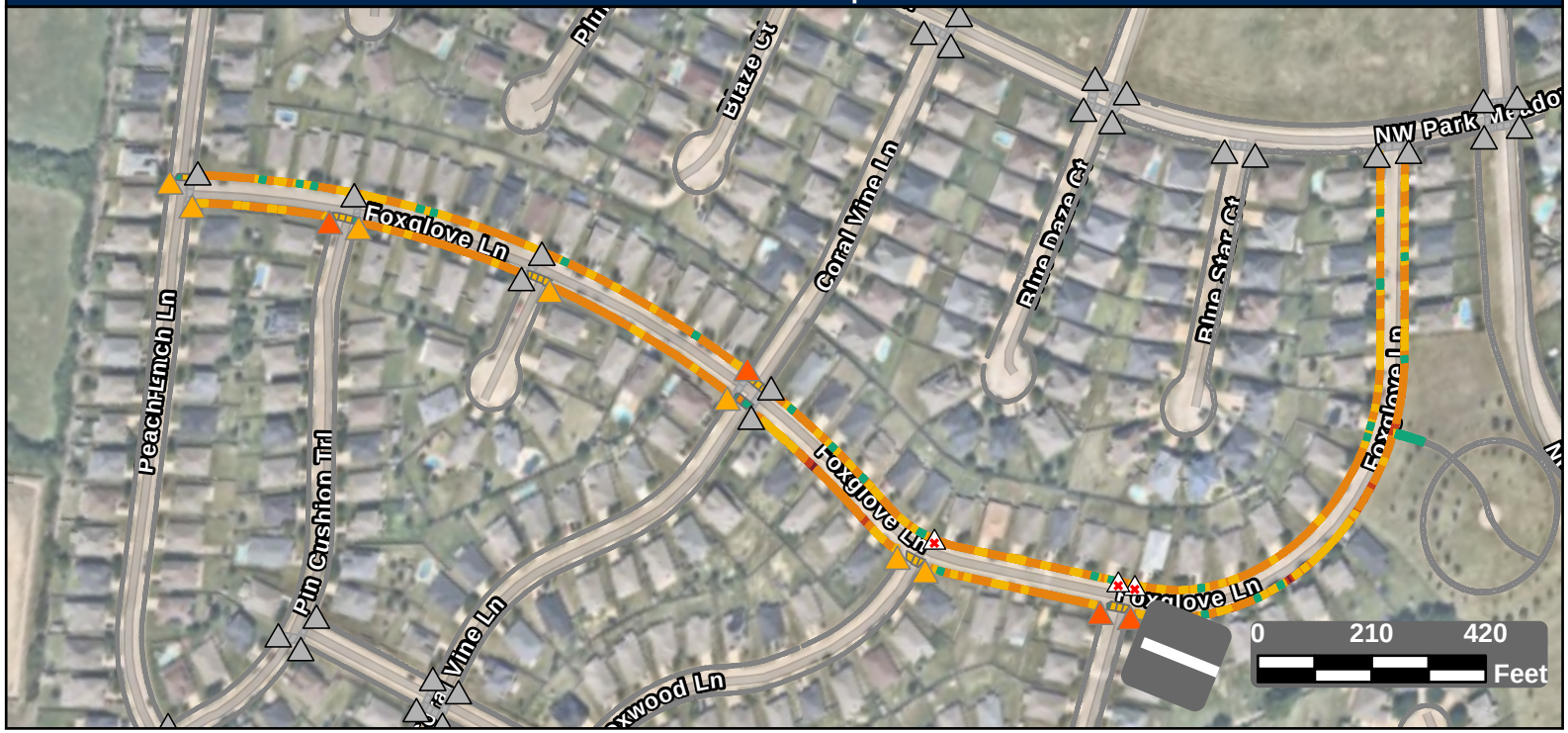

Facility Condition Summary

Sidewalks

Barrier Priority	Length (yd)		Cost
1	91	$	6,557
2	454	$	32,027
3	3,782	$	273,138
4	960	$	43,369
5	151	$	7,535
Total	5,437	$	362,625

Curb Ramps

Barrier Priority	Quantity		Cost
1	0	$	0
2	4	$	35,800
3	7	$	59,650
4	0	$	0
5	0	$	0
Total	11	$	95,450

Crosswalks

Barrier Priority	Length (yd)		Cost
1	0	$	0
2	0	$	0
3	20	$	2,051
4	299	$	32,131
5	71	$	
Total	391	$	34,182

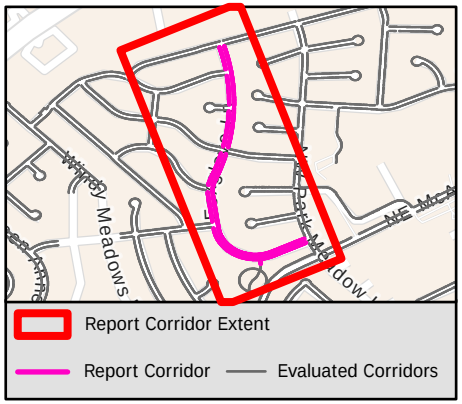

Sidewalk Barrier Summary

Pole	Quantity:	0
Fire Hydrant	Quantity:	0
Vault	Quantity:	0
Vegetation	Quantity:	0
Sign	Quantity:	0
Other	Quantity:	0

Missing Curb Ramps

Symbol	Quantity		Cost
	3	$	21,000

Curb Ramps Shown in Other Reports

Symbol	Quantity	Cost
	29	Other Report

Conceptual Budget Estimate Disclaimer

This "cost report" assigns a conceptual budget estimate to resolve non-compliance issues and was developed for planning purposes only. Kimley-Horn has no control over the cost of labor, materials, equipment, or over the Contractor's methods of determining prices or over competitive bidding or market conditions. Opinions of probable costs provided herein are based on the information known to Kimley-Horn at this time and represent only Kimley-Horn's judgment as a design professional familiar with the construction industry. Kimley-Horn cannot and does not guarantee that proposals, bids, or actual construction costs will not vary from its opinions of probable costs.

Sidewalk Barrier Conceptual Budget Summary

Sidewalk barriers are displayed for visual purposes only. Their associated costs are stored in the s yer, which is costed panel-by-panel in the Facility Priority Summary.

PROW Sidewalk Corridor Compliance Summary

Corridor

FRASER DR

Corridor Score & Severity

Score: 4
MEDIUM

Corridor Cost Summary

Facility Type		Cost
Sidewalk	$	130,471
Crosswalks	$	6,735
Curb Ramps	$	13,400
Missing Ramps	$	7,000

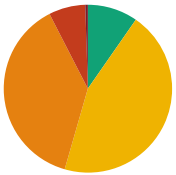

Sidewalk Barrier Priority Distribution

Priority	Percentage (%)
1	0%
2	7%
3	38%
4	45%
5	10%

Corridor Map



Facility Condition Summary

Sidewalks

Barrier Priority	Length (yd)		Cost
1	14	$	1,013
2	200	$	12,574
3	1,078	$	77,823
4	1,269	$	21,674
5	274	$	17,386
Total	2,834	$	130,471

Curb Ramps

Barrier Priority	Quantity		Cost
1	0	$	0
2	1	$	5,950
3	1	$	7,450
4	0	$	0
5	0	$	0
Total	2	$	13,400

Crosswalks

Barrier Priority	Length (yd)		Cost
1	0	$	0
2	0	$	0
3	0	$	0
4	50	$	6,735
5	0	$	0
Total	50	$	6,735

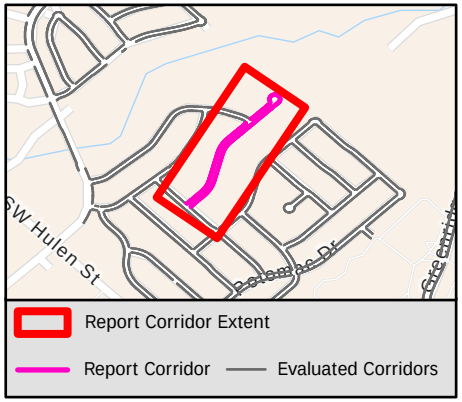

Sidewalk Barrier Summary

Pole	Quantity:	0
Fire Hydrant	Quantity:	0
Vault	Quantity:	0
Vegetation	Quantity:	0
Sign	Quantity:	0
Other	Quantity:	0

Missing Curb Ramps

Symbol	Quantity		Cost
	1	$	7,000

Curb Ramps Shown in Other Reports

Symbol	Quantity	Cost
	7	Other Report

Conceptual Budget Estimate Disclaimer

This "cost report" assigns a conceptual budget estimate to resolve non-compliance issues and was developed for planning purposes only. Kimley-Horn has no control over the cost of labor, materials, equipment, or over the Contractor's methods of determining prices or over competitive bidding or market conditions. Opinions of probable costs provided herein are based on the information known to Kimley-Horn at this time and represent only Kimley-Horn's judgment as a design professional familiar with the construction industry. Kimley-Horn cannot and does not guarantee that proposals, bids, or actual construction costs will not vary from its opinions of probable costs.

Sidewalk Barrier Conceptual Budget Summary

Sidewalk barriers are displayed for visual purposes only. Their associated costs are stored in the s yer, which is costed panel-by-panel in the Facility Priority Summary.

PROW Sidewalk Corridor Compliance Summary

Corridor

GARDEN RIDGE DR

Corridor Score & Severity

Score: 5

LOW

Corridor Cost Summary

Facility Type		Cost
Sidewalk	$	112,954
Crosswalks	$	1,153
Curb Ramps	$	25,300
Missing Ramps	$	7,000

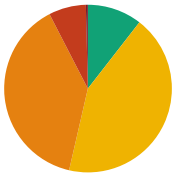

Sidewalk Barrier Priority Distribution

Priority	Percentage (%)
1	0%
2	7%
3	39%
4	43%
5	11%

Corridor Map

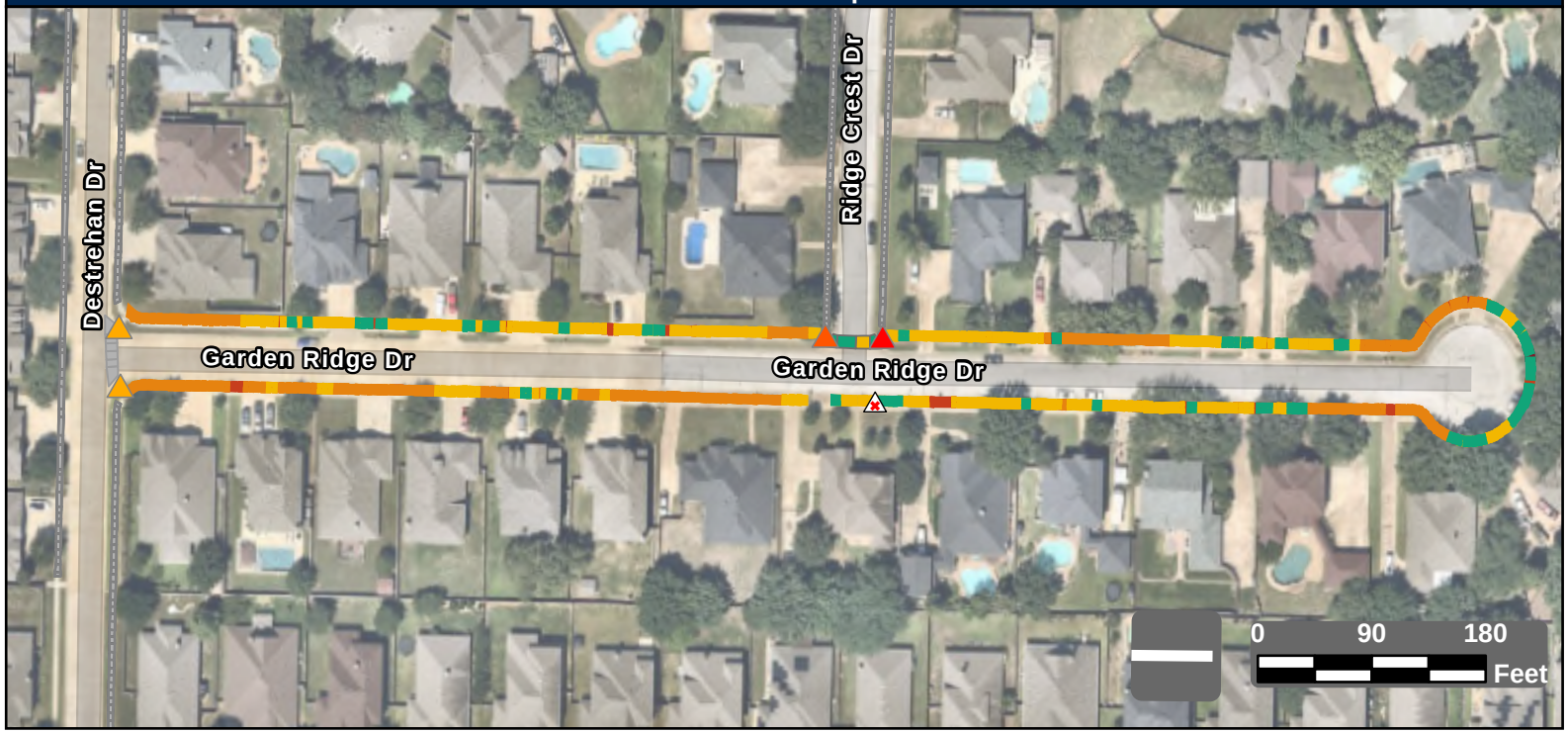

Facility Condition Summary

Sidewalks

Barrier Priority	Length (yd)		Cost
1	8	$	464
2	157	$	8,737
3	846	$	61,136
4	940	$	30,553
5	229	$	12,064
Total	2,181	$	112,954

Curb Ramps

Barrier Priority	Quantity		Cost
1	1	$	7,450
2	1	$	5,950
3	2	$	11,900
4	0	$	0
5	0	$	0
Total	4	$	25,300

Crosswalks

Barrier Priority	Length (yd)		Cost
1	0	$	0
2	0	$	0
3	0	$	0
4	12	$	1,153
5	31	$	
Total	43	$	1,153

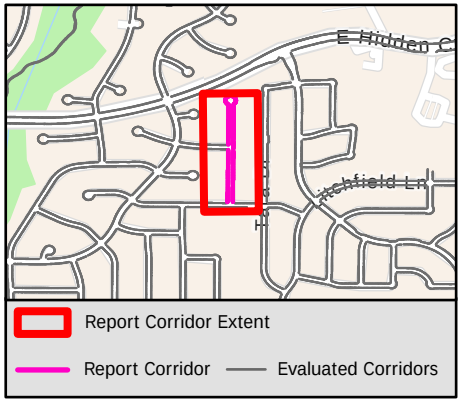

Sidewalk Barrier Summary

Pole	Quantity:	0
Fire Hydrant	Quantity:	0
Vault	Quantity:	0
Vegetation	Quantity:	0
Sign	Quantity:	0
Other	Quantity:	0

Missing Curb Ramps

Symbol	Quantity		Cost
	1	$	7,000

Curb Ramps Shown in Other Reports

Symbol	Quantity	Cost
	0	Other Report

Conceptual Budget Estimate Disclaimer

This "cost report" assigns a conceptual budget estimate to resolve non-compliance issues and was developed for planning purposes only. Kimley-Horn has no control over the cost of labor, materials, equipment, or over the Contractor's methods of determining prices or over competitive bidding or market conditions. Opinions of probable costs provided herein are based on the information known to Kimley-Horn at this time and represent only Kimley-Horn's judgment as a design professional familiar with the construction industry. Kimley-Horn cannot and does not guarantee that proposals, bids, or actual construction costs will not vary from its opinions of probable costs.

Sidewalk Barrier Conceptual Budget Summary

Sidewalk barriers are displayed for visual purposes only. Their associated costs are stored in the s yer, which is costed panel-by-panel in the Facility Priority Summary.

THE CITY OF BURLESON TEXAS

PROW Sidewalk Corridor Compliance Summary

Kimley»Horn

Item B.

Corridor

GARRETT ST

Corridor Score & Severity

Score: 2

HIGH

Corridor Cost Summary

Facility Type		Cost
Sidewalk	$	47,264
Crosswalks	$	0
Curb Ramps	$	19,800
Missing Ramps	$	0

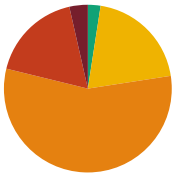

Sidewalk Barrier Priority Distribution

Priority	Percentage (%)
1	4%
2	18%
3	56%
4	20%
5	2%

Corridor Map

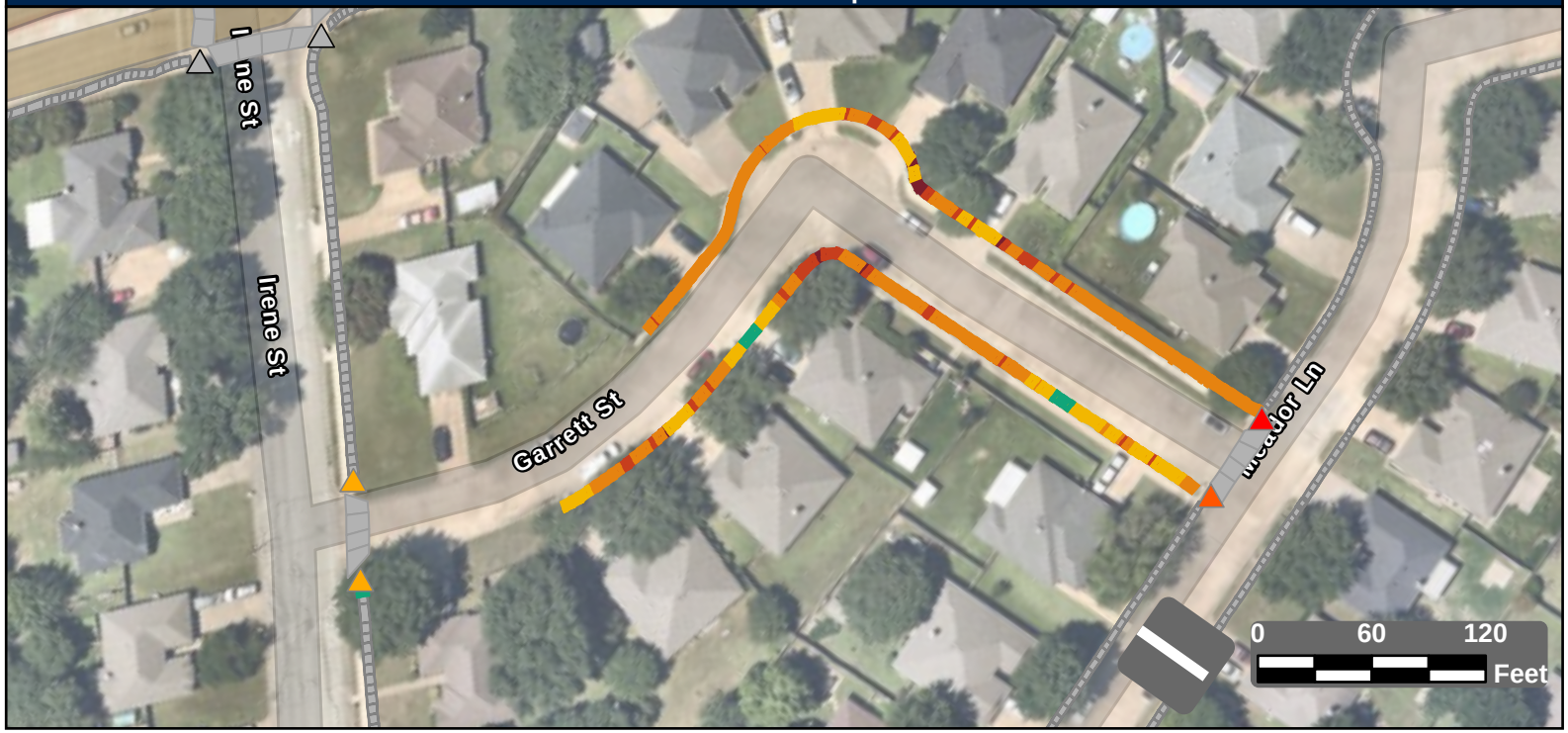

Facility Condition Summary

Sidewalks

Barrier Priority	Length (yd)		Cost
1	26	$	1,742
2	127	$	8,916
3	407	$	29,404
4	146	$	6,061
5	18	$	1,141
Total	724	$	47,264

Curb Ramps

Barrier Priority	Quantity		Cost
1	1	$	5,950
2	1	$	5,950
3	2	$	7,900
4	0	$	0
5	0	$	0
Total	4	$	19,800

Crosswalks

Barrier Priority	Length (yd)		Cost
1	0	$	0
2	0	$	0
3	0	$	0
4	0	$	0
5	0	$	0
Total	0	$	0

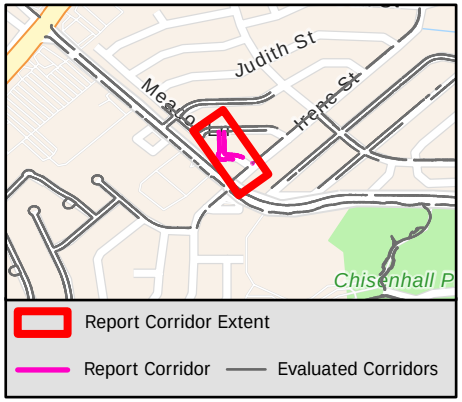

Sidewalk Barrier Summary

Pole	Quantity:	0
Fire Hydrant	Quantity:	0
Vault	Quantity:	0
Vegetation	Quantity:	0
Sign	Quantity:	0
Other	Quantity:	0

Missing Curb Ramps

Symbol	Quantity		Cost
	0	$	0

Curb Ramps Shown in Other Reports

Symbol	Quantity	Cost
	2	Other Report

Conceptual Budget Estimate Disclaimer

This "cost report" assigns a conceptual budget estimate to resolve non-compliance issues and was developed for planning purposes only. Kimley-Horn has no control over the cost of labor, materials, equipment, or over the Contractor's methods of determining prices or over competitive bidding or market conditions. Opinions of probable costs provided herein are based on the information known to Kimley-Horn at this time and represent only Kimley-Horn's judgment as a design professional familiar with the construction industry. Kimley-Horn cannot and does not guarantee that proposals, bids, or actual construction costs will not vary from its opinions of probable costs.

Sidewalk Barrier Conceptual Budget Summary

Sidewalk barriers are displayed for visual purposes only. Their associated costs are stored in the s yer, which is costed panel-by-panel in the Facility Priority Summary.

1835

THE CITY OF BURLESON TEXAS

PROW Sidewalk Corridor Compliance Summary

Kimley»Horn

Item B.

Corridor

GATE TRL

Corridor Score & Severity

Score: 4

MEDIUM

Corridor Cost Summary

Facility Type		Cost
Sidewalk	$	39,035
Crosswalks	$	0
Curb Ramps	$	0
Missing Ramps	$	0

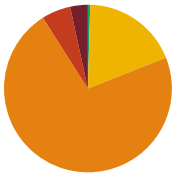

Sidewalk Barrier Priority Distribution

Priority	Percentage (%)
1	3%
2	6%
3	72%
4	19%
5	0%

Corridor Map

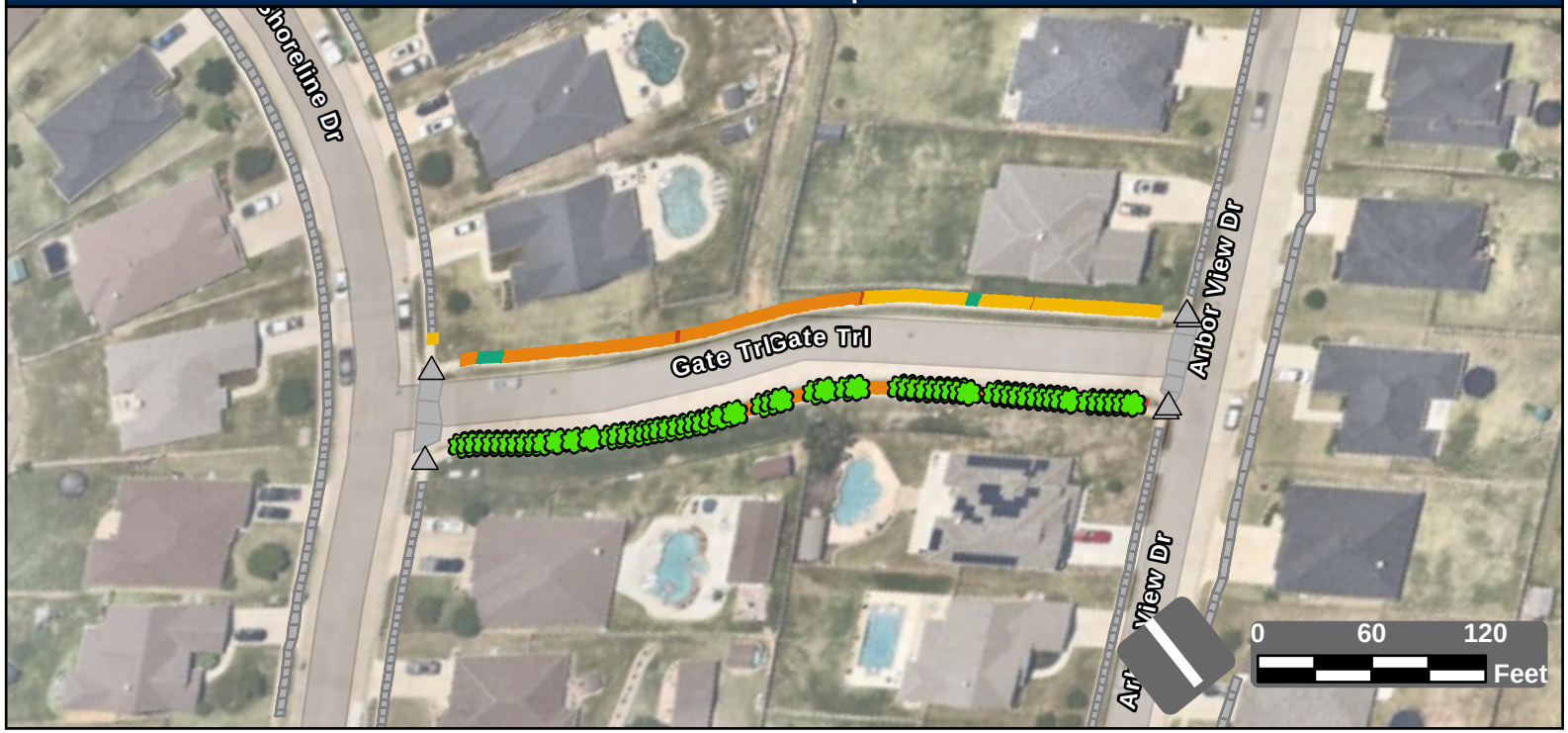

Facility Condition Summary

Sidewalks

Barrier Priority	Length (yd)		Cost
1	23	$	1,636
2	37	$	2,592
3	479	$	34,581
4	123	$	0
5	3	$	226
Total	665	$	39,035

Curb Ramps

Barrier Priority	Quantity		Cost
1	0	$	0
2	0	$	0
3	0	$	0
4	0	$	0
5	0	$	0
Total	0	$	0

Crosswalks

Barrier Priority	Length (yd)		Cost
1	0	$	0
2	0	$	0
3	0	$	0
4	0	$	0
5	0	$	0
Total	0	$	0

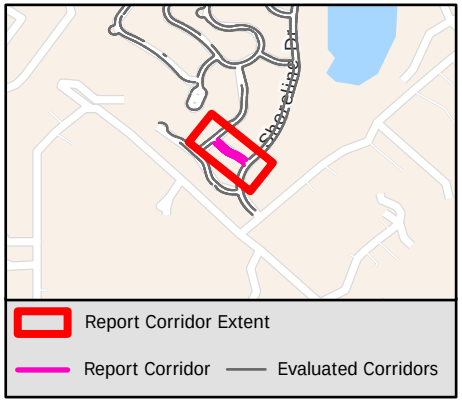

Sidewalk Barrier Summary

Pole	Quantity:	0
Fire Hydrant	Quantity:	0
Vault	Quantity:	0
Vegetation	Quantity:	61
Sign	Quantity:	0
Other	Quantity:	0

Missing Curb Ramps

Symbol	Quantity		Cost
	0	$	0

Curb Ramps Shown in Other Reports

Symbol	Quantity	Cost
	6	Other Report

Conceptual Budget Estimate Disclaimer

This "cost report" assigns a conceptual budget estimate to resolve non-compliance issues and was developed for planning purposes only. Kimley-Horn has no control over the cost of labor, materials, equipment, or over the Contractor's methods of determining prices or over competitive bidding or market conditions. Opinions of probable costs provided herein are based on the information known to Kimley-Horn at this time and represent only Kimley-Horn's judgment as a design professional familiar with the construction industry. Kimley-Horn cannot and does not guarantee that proposals, bids, or actual construction costs will not vary from its opinions of probable costs.

Sidewalk Barrier Conceptual Budget Summary

Sidewalk barriers are displayed for visual purposes only. Their associated costs are stored in the s yer, which is costed panel-by-panel in the Facility Priority Summary.

1836

PROW Sidewalk Corridor Compliance Summary

Corridor

GAYLE ST

Corridor Score & Severity

Score: 4
MEDIUM

Corridor Cost Summary

Facility Type		Cost
Sidewalk	$	165,495
Crosswalks	$	1,794
Curb Ramps	$	42,200
Missing Ramps	$	14,000

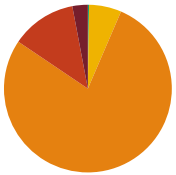

Sidewalk Barrier Priority Distribution

Priority	Percentage (%)
1	3%
2	13%
3	78%
4	6%
5	0%

Corridor Map

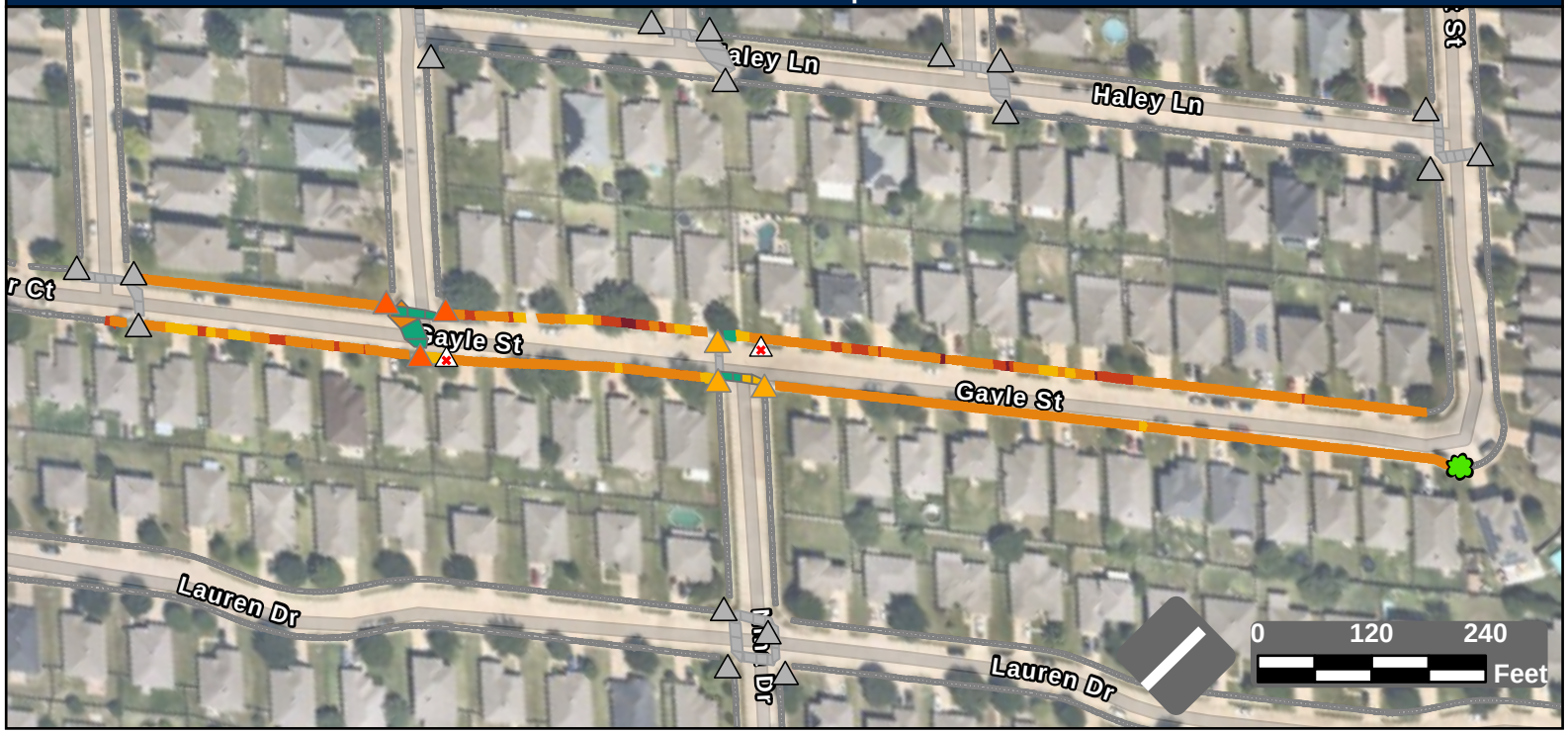

Facility Condition Summary

Sidewalks

Barrier Priority	Length (yd)		Cost
1	68	$	4,932
2	290	$	20,919
3	1,796	$	129,696
4	144	$	9,949
5	6	$	0
Total	2,303	$	165,495

Curb Ramps

Barrier Priority	Quantity		Cost
1	0	$	0
2	3	$	25,350
3	3	$	16,850
4	0	$	0
5	0	$	0
Total	6	$	42,200

Crosswalks

Barrier Priority	Length (yd)		Cost
1	0	$	0
2	0	$	0
3	69	$	0
4	18	$	1,794
5	139	$	
Total	226	$	1,794

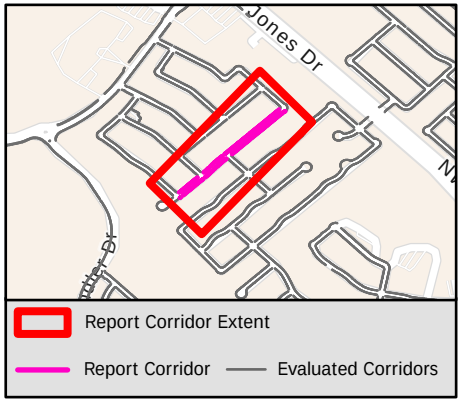

Sidewalk Barrier Summary

Pole	Quantity:	0
Fire Hydrant	Quantity:	0
Vault	Quantity:	0
Vegetation	Quantity:	1
Sign	Quantity:	0
Other	Quantity:	0

Missing Curb Ramps

Symbol	Quantity		Cost
	2	$	14,000

Curb Ramps Shown in Other Reports

Symbol	Quantity	Cost
	18	Other Report

Conceptual Budget Estimate Disclaimer

This "cost report" assigns a conceptual budget estimate to resolve non-compliance issues and was developed for planning purposes only. Kimley-Horn has no control over the cost of labor, materials, equipment, or over the Contractor's methods of determining prices or over competitive bidding or market conditions. Opinions of probable costs provided herein are based on the information known to Kimley-Horn at this time and represent only Kimley-Horn's judgment as a design professional familiar with the construction industry. Kimley-Horn cannot and does not guarantee that proposals, bids, or actual construction costs will not vary from its opinions of probable costs.

Sidewalk Barrier Conceptual Budget Summary

Sidewalk barriers are displayed for visual purposes only. Their associated costs are stored in the s yer, which is costed panel-by-panel in the Facility Priority Summary.

PROW Sidewalk Corridor Compliance Summary

Corridor

GEDDES CT

Corridor Score & Severity

Score: 3
MEDIUM

Corridor Cost Summary

Facility Type		Cost
Sidewalk	$	28,534
Crosswalks	$	0
Curb Ramps	$	0
Missing Ramps	$	0

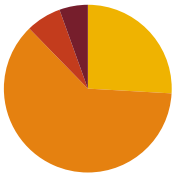

Sidewalk Barrier Priority Distribution

Priority	Percentage (%)
1	6%
2	7%
3	62%
4	26%
5	0%

Corridor Map



Facility Condition Summary

Sidewalks

Barrier Priority	Length (yd)		Cost
1	27	$	1,955
2	33	$	2,100
3	304	$	21,942
4	127	$	2,538
5	0	$	0
Total	491	$	28,534

Curb Ramps

Barrier Priority	Quantity		Cost
1	0	$	0
2	0	$	0
3	0	$	0
4	0	$	0
5	0	$	0
Total	0	$	0

Crosswalks

Barrier Priority	Length (yd)		Cost
1	0	$	0
2	0	$	0
3	0	$	0
4	0	$	0
5	0	$	0
Total	0	$	0

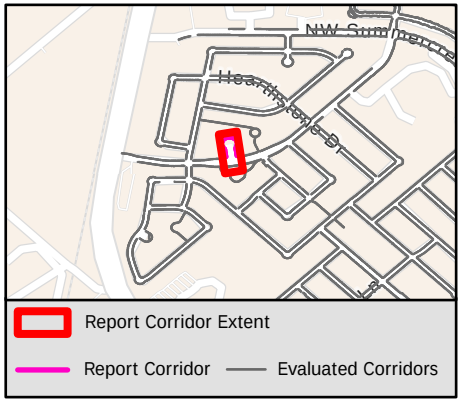

Sidewalk Barrier Summary

Pole	Quantity:	0
Fire Hydrant	Quantity:	0
Vault	Quantity:	0
Vegetation	Quantity:	0
Sign	Quantity:	0
Other	Quantity:	0

Missing Curb Ramps

Symbol	Quantity		Cost
	0	$	0

Curb Ramps Shown in Other Reports

Symbol	Quantity	Cost
	2	Other Report

Conceptual Budget Estimate Disclaimer

This "cost report" assigns a conceptual budget estimate to resolve non-compliance issues and was developed for planning purposes only. Kimley-Horn has no control over the cost of labor, materials, equipment, or over the Contractor's methods of determining prices or over competitive bidding or market conditions. Opinions of probable costs provided herein are based on the information known to Kimley-Horn at this time and represent only Kimley-Horn's judgment as a design professional familiar with the construction industry. Kimley-Horn cannot and does not guarantee that proposals, bids, or actual construction costs will not vary from its opinions of probable costs.

Sidewalk Barrier Conceptual Budget Summary

Sidewalk barriers are displayed for visual purposes only. Their associated costs are stored in the s yer, which is costed panel-by-panel in the Facility Priority Summary.

PROW Sidewalk Corridor Compliance Summary

Corridor

GLADE MEADOWS DR

Corridor Score & Severity

Score: 4
MEDIUM

Corridor Cost Summary

Facility Type		Cost
Sidewalk	$	187,453
Crosswalks	$	16,627
Curb Ramps	$	62,500
Missing Ramps	$	70,000

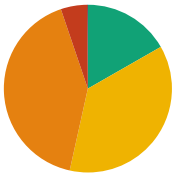

Sidewalk Barrier Priority Distribution

Priority	Percentage (%)
1	0%
2	5%
3	41%
4	37%
5	17%

Corridor Map

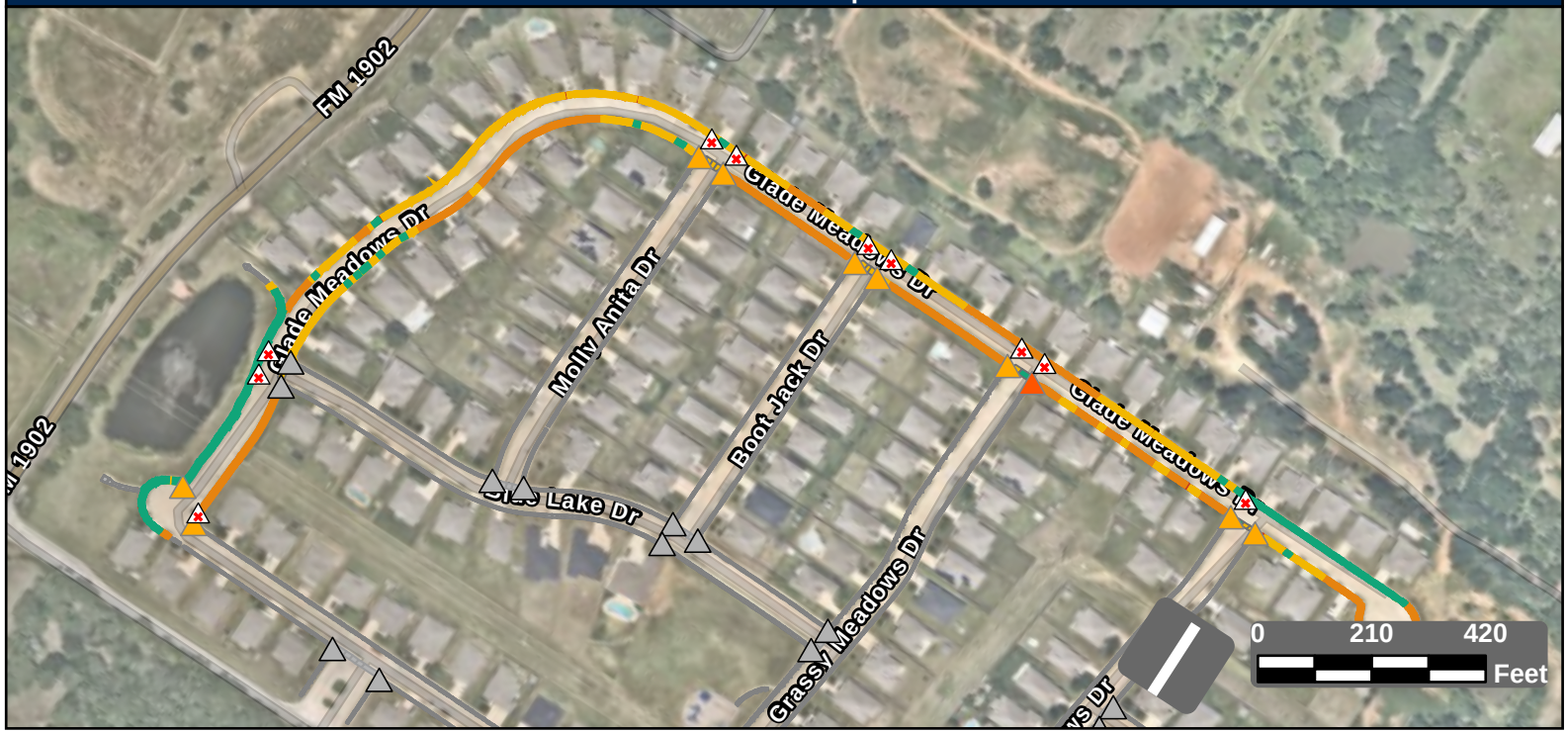

Facility Condition Summary

Sidewalks

Barrier Priority	Length (yd)		Cost
1	7	$	489
2	236	$	12,302
3	1,933	$	139,595
4	1,717	$	18,520
5	782	$	16,547
Total	4,675	$	187,453

Curb Ramps

Barrier Priority	Quantity		Cost
1	0	$	0
2	1	$	7,450
3	9	$	55,050
4	0	$	0
5	0	$	0
Total	10	$	62,500

Crosswalks

Barrier Priority	Length (yd)		Cost
1	0	$	0
2	0	$	0
3	0	$	0
4	168	$	16,627
5	55	$	
Total	222	$	16,627

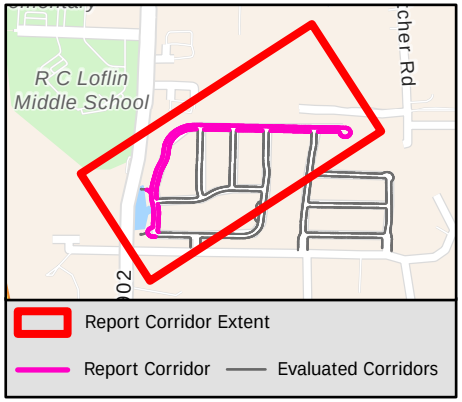

Sidewalk Barrier Summary

Pole	Quantity:	0
Fire Hydrant	Quantity:	0
Vault	Quantity:	0
Vegetation	Quantity:	0
Sign	Quantity:	0
Other	Quantity:	0

Missing Curb Ramps

Symbol	Quantity		Cost
	10	$	70,000

Curb Ramps Shown in Other Reports

Symbol	Quantity	Cost
	13	Other Report

Conceptual Budget Estimate Disclaimer

This "cost report" assigns a conceptual budget estimate to resolve non-compliance issues and was developed for planning purposes only. Kimley-Horn has no control over the cost of labor, materials, equipment, or over the Contractor's methods of determining prices or over competitive bidding or market conditions. Opinions of probable costs provided herein are based on the information known to Kimley-Horn at this time and represent only Kimley-Horn's judgment as a design professional familiar with the construction industry. Kimley-Horn cannot and does not guarantee that proposals, bids, or actual construction costs will not vary from its opinions of probable costs.

Sidewalk Barrier Conceptual Budget Summary

Sidewalk barriers are displayed for visual purposes only. Their associated costs are stored in the s yer, which is costed panel-by-panel in the Facility Priority Summary.

1839

PROW Sidewalk Corridor Compliance Summary

Corridor

GLENHAVEN CT

Corridor Score & Severity

Score: 3

MEDIUM

Corridor Cost Summary

Facility Type		Cost
Sidewalk	$	20,375
Crosswalks	$	0
Curb Ramps	$	0
Missing Ramps	$	0

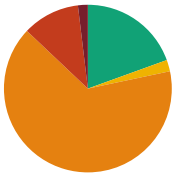

Sidewalk Barrier Priority Distribution

Priority	Percentage (%)
1	2%
2	11%
3	65%
4	2%
5	19%

Corridor Map

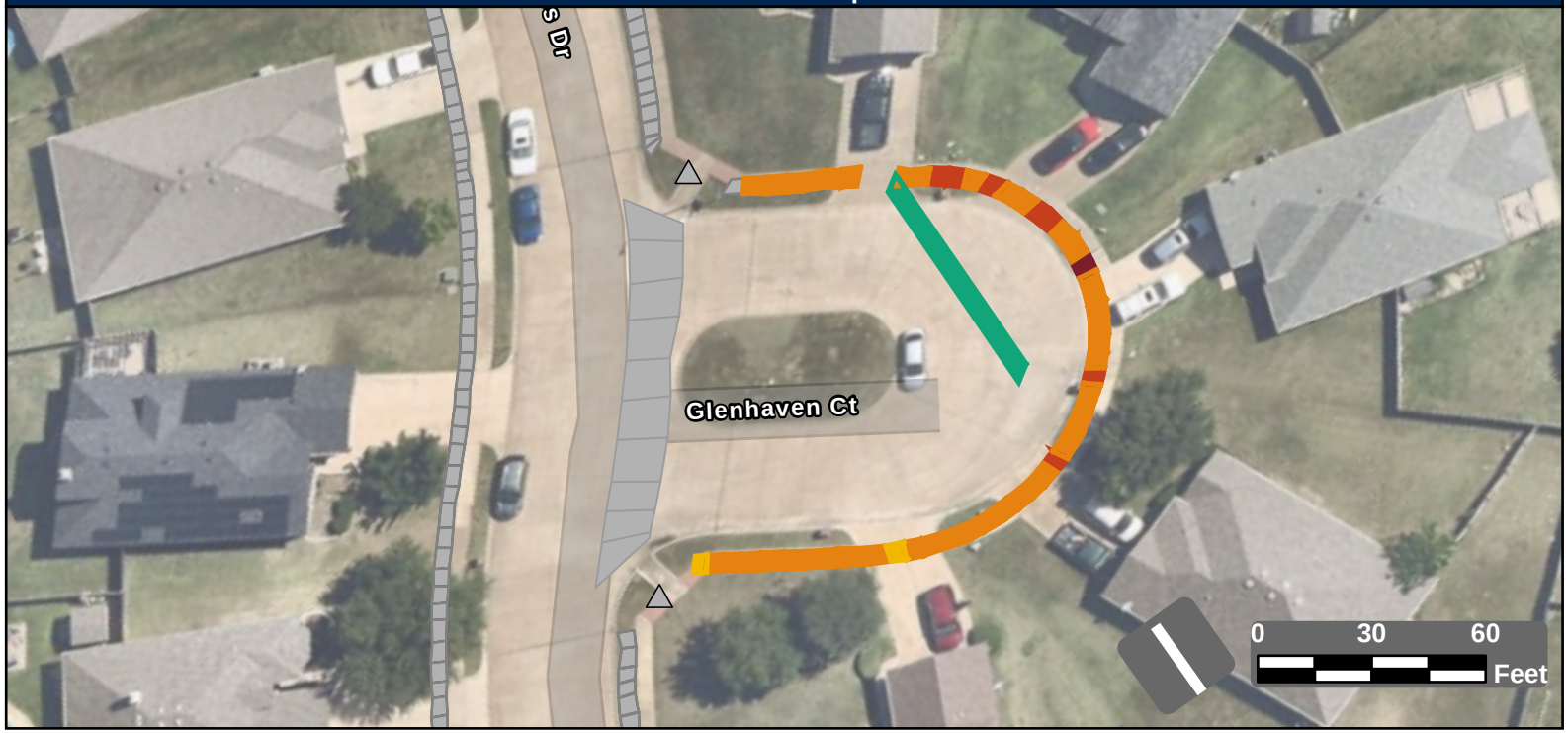

Facility Condition Summary

Sidewalks

Barrier Priority	Length (yd)		Cost
1	5	$	386
2	31	$	2,250
3	185	$	13,325
4	6	$	447
5	55	$	3,966
Total	282	$	20,375

Curb Ramps

Barrier Priority	Quantity		Cost
1	0	$	0
2	0	$	0
3	0	$	0
4	0	$	0
5	0	$	0
Total	0	$	0

Crosswalks

Barrier Priority	Length (yd)		Cost
1	0	$	0
2	0	$	0
3	0	$	0
4	0	$	0
5	0	$	0
Total	0	$	0

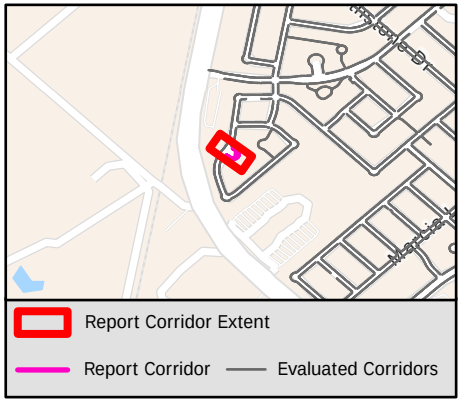

Sidewalk Barrier Summary

Pole	Quantity:	0
Fire Hydrant	Quantity:	0
Vault	Quantity:	0
Vegetation	Quantity:	0
Sign	Quantity:	0
Other	Quantity:	0

Missing Curb Ramps

Symbol	Quantity		Cost
	0	$	0

Curb Ramps Shown in Other Reports

Symbol	Quantity	Cost
	2	Other Report

Conceptual Budget Estimate Disclaimer

This "cost report" assigns a conceptual budget estimate to resolve non-compliance issues and was developed for planning purposes only. Kimley-Horn has no control over the cost of labor, materials, equipment, or over the Contractor's methods of determining prices or over competitive bidding or market conditions. Opinions of probable costs provided herein are based on the information known to Kimley-Horn at this time and represent only Kimley-Horn's judgment as a design professional familiar with the construction industry. Kimley-Horn cannot and does not guarantee that proposals, bids, or actual construction costs will not vary from its opinions of probable costs.

Sidewalk Barrier Conceptual Budget Summary

Sidewalk barriers are displayed for visual purposes only. Their associated costs are stored in the s yer, which is costed panel-by-panel in the Facility Priority Summary.

PROW Sidewalk Corridor Compliance Summary

Corridor

GLENN CT

Corridor Score & Severity

Score: 3

MEDIUM

Corridor Cost Summary

Facility Type		Cost
Sidewalk	$	25,471
Crosswalks	$	0
Curb Ramps	$	0
Missing Ramps	$	0

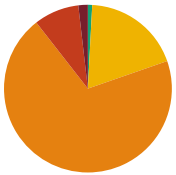

Sidewalk Barrier Priority Distribution

Priority	Percentage (%)
1	2%
2	9%
3	70%
4	19%
5	1%

Corridor Map

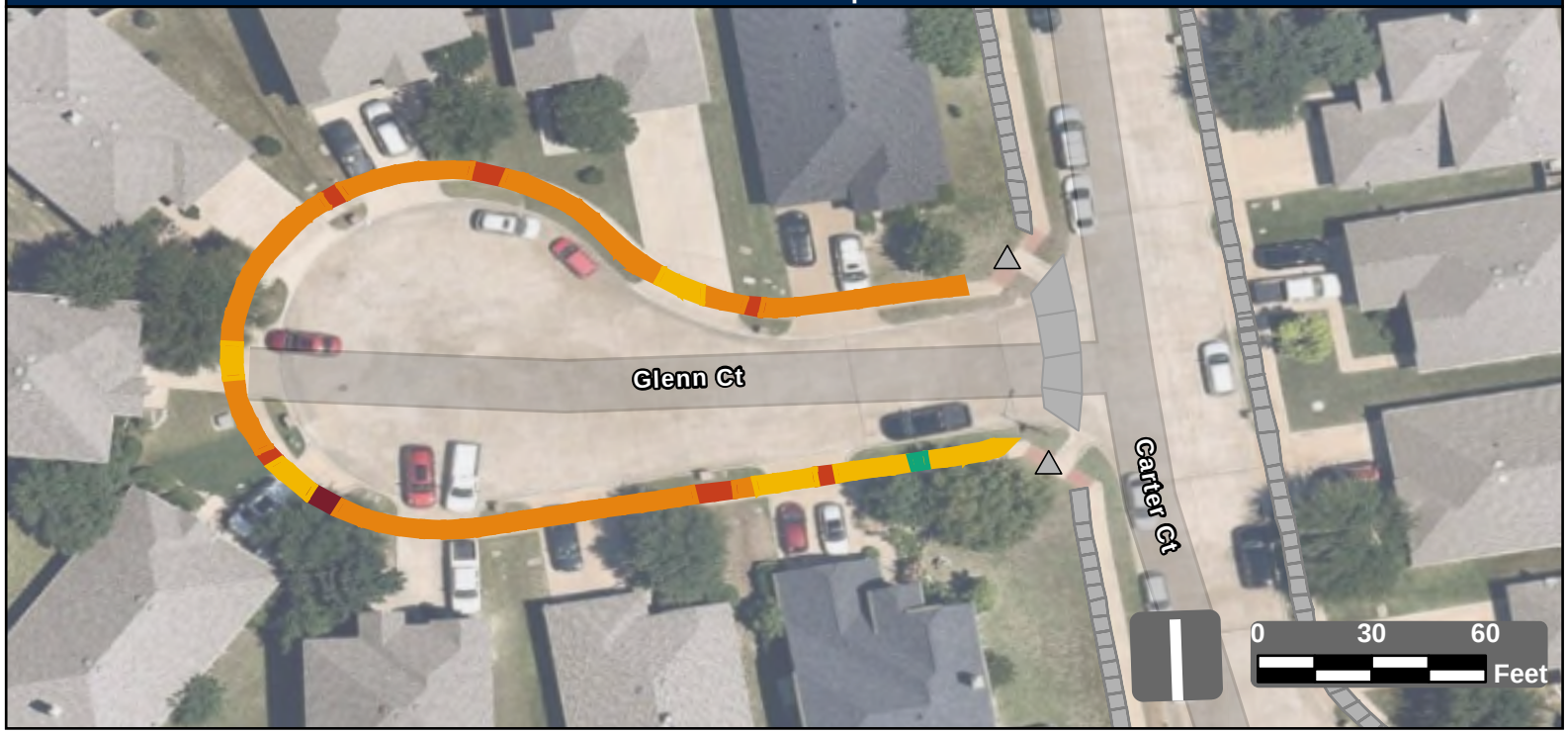

Facility Condition Summary

Sidewalks

Barrier Priority	Length (yd)		Cost
1	7	$	517
2	34	$	2,200
3	276	$	19,948
4	75	$	2,574
5	3	$	233
Total	396	$	25,471

Curb Ramps

Barrier Priority	Quantity		Cost
1	0	$	0
2	0	$	0
3	0	$	0
4	0	$	0
5	0	$	0
Total	0	$	0

Crosswalks

Barrier Priority	Length (yd)		Cost
1	0	$	0
2	0	$	0
3	0	$	0
4	0	$	0
5	0	$	0
Total	0	$	0

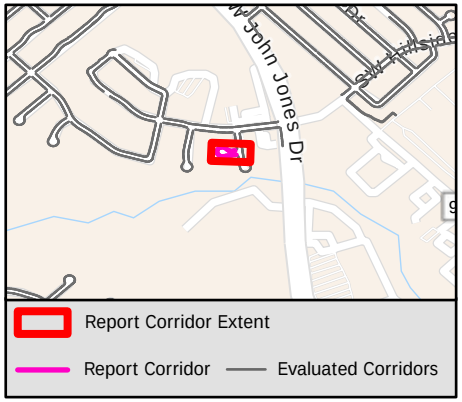

Sidewalk Barrier Summary

Pole	Quantity:	0
Fire Hydrant	Quantity:	0
Vault	Quantity:	0
Vegetation	Quantity:	0
Sign	Quantity:	0
Other	Quantity:	0

Missing Curb Ramps

Symbol	Quantity		Cost
	0	$	0

Curb Ramps Shown in Other Reports

Symbol	Quantity	Cost
	2	Other Report

Conceptual Budget Estimate Disclaimer

This "cost report" assigns a conceptual budget estimate to resolve non-compliance issues and was developed for planning purposes only. Kimley-Horn has no control over the cost of labor, materials, equipment, or over the Contractor's methods of determining prices or over competitive bidding or market conditions. Opinions of probable costs provided herein are based on the information known to Kimley-Horn at this time and represent only Kimley-Horn's judgment as a design professional familiar with the construction industry. Kimley-Horn cannot and does not guarantee that proposals, bids, or actual construction costs will not vary from its opinions of probable costs.

Sidewalk Barrier Conceptual Budget Summary

Sidewalk barriers are displayed for visual purposes only. Their associated costs are stored in the s yer, which is costed panel-by-panel in the Facility Priority Summary.

PROW Sidewalk Corridor Compliance Summary

Corridor

GLENN RANCH DR

Corridor Score & Severity

Score: 3
MEDIUM

Corridor Cost Summary

Facility Type		Cost
Sidewalk	$	186,240
Crosswalks	$	2,518
Curb Ramps	$	5,950
Missing Ramps	$	14,000

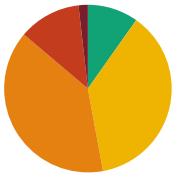

Sidewalk Barrier Priority Distribution

Priority	Percentage (%)
1	2%
2	12%
3	39%
4	37%
5	10%

Corridor Map



Facility Condition Summary

Sidewalks

Barrier Priority	Length (yd)		Cost
1	53	$	3,640
2	358	$	24,569
3	1,161	$	83,872
4	1,108	$	56,471
5	290	$	17,687
Total	2,970	$	186,240

Curb Ramps

Barrier Priority	Quantity		Cost
1	0	$	0
2	1	$	5,950
3	0	$	0
4	0	$	0
5	0	$	0
Total	1	$	5,950

Crosswalks

Barrier Priority	Length (yd)		Cost
1	0	$	0
2	0	$	0
3	8	$	0
4	25	$	2,518
5	63	$	
Total	97	$	2,518

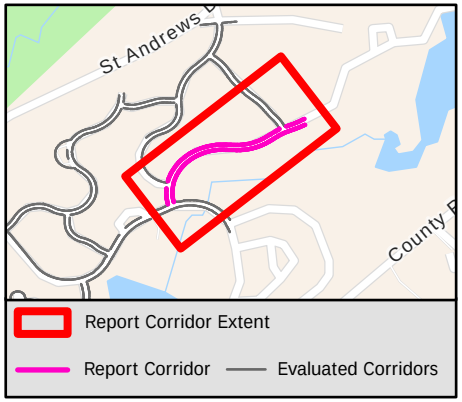

Sidewalk Barrier Summary

Pole	Quantity:	0
Fire Hydrant	Quantity:	0
Vault	Quantity:	0
Vegetation	Quantity:	1
Sign	Quantity:	0
Other	Quantity:	1

Missing Curb Ramps

Symbol	Quantity		Cost
	2	$	14,000

Curb Ramps Shown in Other Reports

Symbol	Quantity	Cost
	6	Other Report

Conceptual Budget Estimate Disclaimer

This "cost report" assigns a conceptual budget estimate to resolve non-compliance issues and was developed for planning purposes only. Kimley-Horn has no control over the cost of labor, materials, equipment, or over the Contractor's methods of determining prices or over competitive bidding or market conditions. Opinions of probable costs provided herein are based on the information known to Kimley-Horn at this time and represent only Kimley-Horn's judgment as a design professional familiar with the construction industry. Kimley-Horn cannot and does not guarantee that proposals, bids, or actual construction costs will not vary from its opinions of probable costs.

Sidewalk Barrier Conceptual Budget Summary

Sidewalk barriers are displayed for visual purposes only. Their associated costs are stored in the s yer, which is costed panel-by-panel in the Facility Priority Summary.

PROW Sidewalk Corridor Compliance Summary

Corridor

GLENWOOD DR

Corridor Score & Severity

Score: 4

MEDIUM

Corridor Cost Summary

Facility Type		Cost
Sidewalk	$	76,399
Crosswalks	$	3,445
Curb Ramps	$	5,950
Missing Ramps	$	14,000

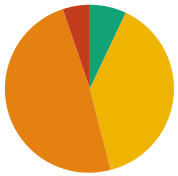

Sidewalk Barrier Priority Distribution

Priority	Percentage (%)
1	0%
2	5%
3	47%
4	40%
5	7%

Corridor Map



Facility Condition Summary

Sidewalks

Barrier Priority	Length (yd)		Cost
1	0	$	0
2	70	$	4,645
3	656	$	47,349
4	561	$	19,081
5	102	$	7,397
Total	1,344	$	76,399

Curb Ramps

Barrier Priority	Quantity		Cost
1	0	$	0
2	1	$	5,950
3	0	$	0
4	0	$	0
5	0	$	0
Total	1	$	5,950

Crosswalks

Barrier Priority	Length (yd)		Cost
1	0	$	0
2	0	$	0
3	0	$	0
4	35	$	3,445
5	0	$	0
Total	35	$	3,445

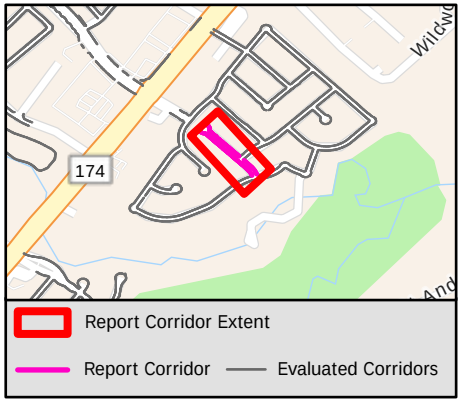

Sidewalk Barrier Summary

Pole	Quantity:	0
Fire Hydrant	Quantity:	0
Vault	Quantity:	0
Vegetation	Quantity:	0
Sign	Quantity:	0
Other	Quantity:	0

Missing Curb Ramps

Symbol	Quantity		Cost
	2	$	14,000

Curb Ramps Shown in Other Reports

Symbol	Quantity	Cost
	3	Other Report

Conceptual Budget Estimate Disclaimer

This "cost report" assigns a conceptual budget estimate to resolve non-compliance issues and was developed for planning purposes only. Kimley-Horn has no control over the cost of labor, materials, equipment, or over the Contractor's methods of determining prices or over competitive bidding or market conditions. Opinions of probable costs provided herein are based on the information known to Kimley-Horn at this time and represent only Kimley-Horn's judgment as a design professional familiar with the construction industry. Kimley-Horn cannot and does not guarantee that proposals, bids, or actual construction costs will not vary from its opinions of probable costs.

Sidewalk Barrier Conceptual Budget Summary

Sidewalk barriers are displayed for visual purposes only. Their associated costs are stored in the s yer, which is costed panel-by-panel in the Facility Priority Summary.

PROW Sidewalk Corridor Compliance Summary

Corridor

GOLDEN ASTER CT

Corridor Score & Severity

Score: 3

MEDIUM

Corridor Cost Summary

Facility Type		Cost
Sidewalk	$	15,194
Crosswalks	$	0
Curb Ramps	$	0
Missing Ramps	$	0

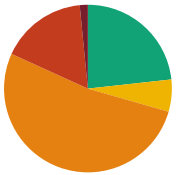

Sidewalk Barrier Priority Distribution

Priority	Percentage (%)
1	2%
2	17%
3	52%
4	6%
5	23%

Corridor Map

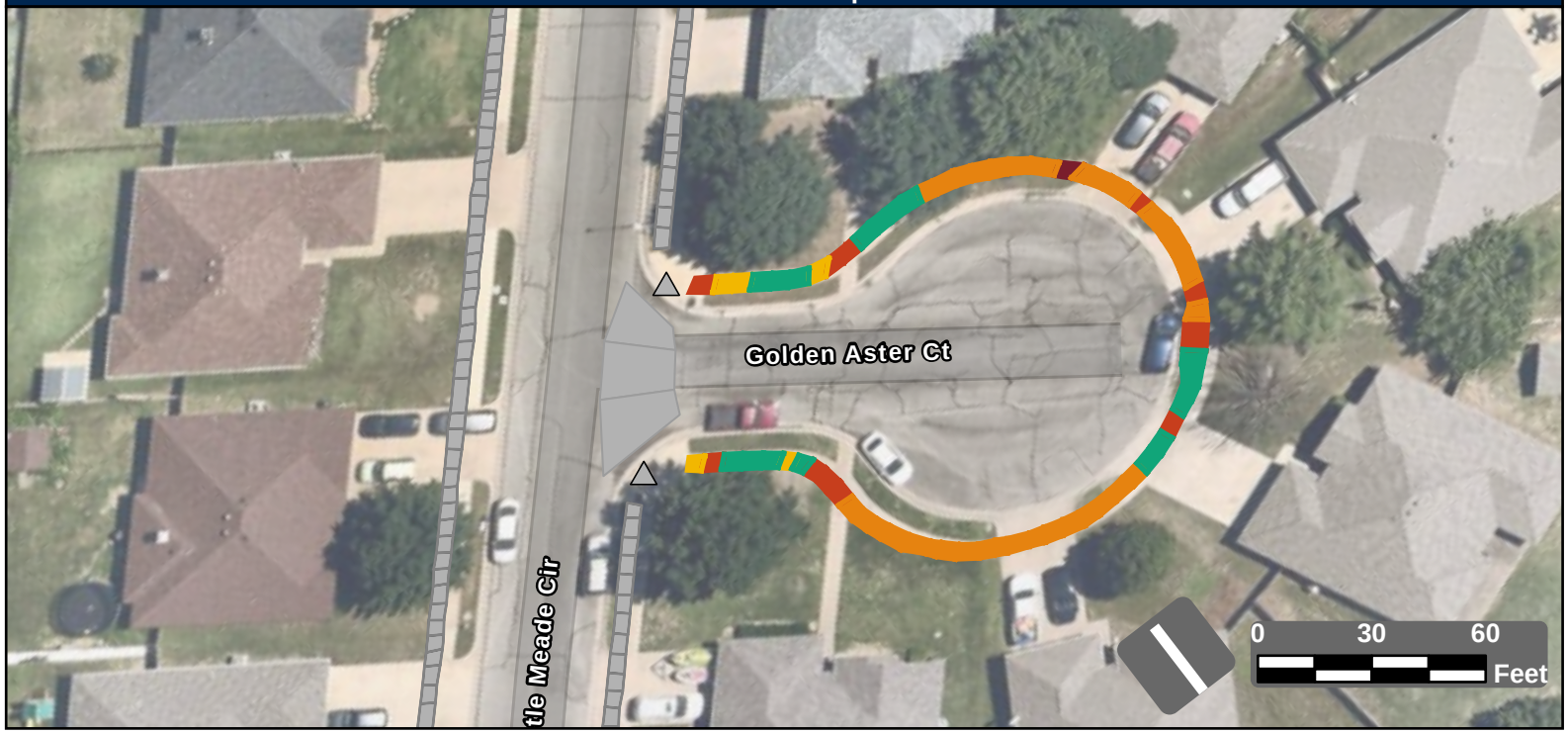

Facility Condition Summary

Sidewalks

Barrier Priority	Length (yd)		Cost
1	4	$	322
2	47	$	2,361
3	149	$	10,769
4	18	$	1,272
5	66	$	469
Total	285	$	15,194

Curb Ramps

Barrier Priority	Quantity		Cost
1	0	$	0
2	0	$	0
3	0	$	0
4	0	$	0
5	0	$	0
Total	0	$	0

Crosswalks

Barrier Priority	Length (yd)		Cost
1	0	$	0
2	0	$	0
3	0	$	0
4	0	$	0
5	0	$	0
Total	0	$	0

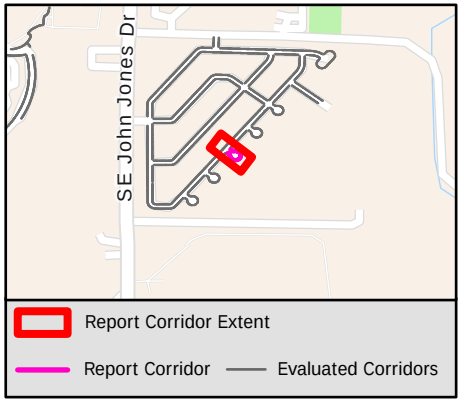

Sidewalk Barrier Summary

Pole	Quantity:	0
Fire Hydrant	Quantity:	0
Vault	Quantity:	0
Vegetation	Quantity:	0
Sign	Quantity:	0
Other	Quantity:	0

Missing Curb Ramps

Symbol	Quantity		Cost
	0	$	0

Curb Ramps Shown in Other Reports

Symbol	Quantity	Cost
	2	Other Report

Conceptual Budget Estimate Disclaimer

This "cost report" assigns a conceptual budget estimate to resolve non-compliance issues and was developed for planning purposes only. Kimley-Horn has no control over the cost of labor, materials, equipment, or over the Contractor's methods of determining prices or over competitive bidding or market conditions. Opinions of probable costs provided herein are based on the information known to Kimley-Horn at this time and represent only Kimley-Horn's judgment as a design professional familiar with the construction industry. Kimley-Horn cannot and does not guarantee that proposals, bids, or actual construction costs will not vary from its opinions of probable costs.

Sidewalk Barrier Conceptual Budget Summary

Sidewalk barriers are displayed for visual purposes only. Their associated costs are stored in the s yer, which is costed panel-by-panel in the Facility Priority Summary.

PROW Sidewalk Corridor Compliance Summary

Corridor

GOLDEN VALLEY CT

Corridor Score & Severity

Score: 4

MEDIUM

Corridor Cost Summary

Facility Type		Cost
Sidewalk	$	12,495
Crosswalks	$	0
Curb Ramps	$	0
Missing Ramps	$	0

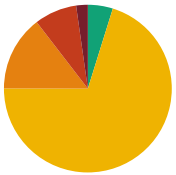

Sidewalk Barrier Priority Distribution

Priority	Percentage (%)
1	2%
2	8%
3	15%
4	70%
5	5%

Corridor Map

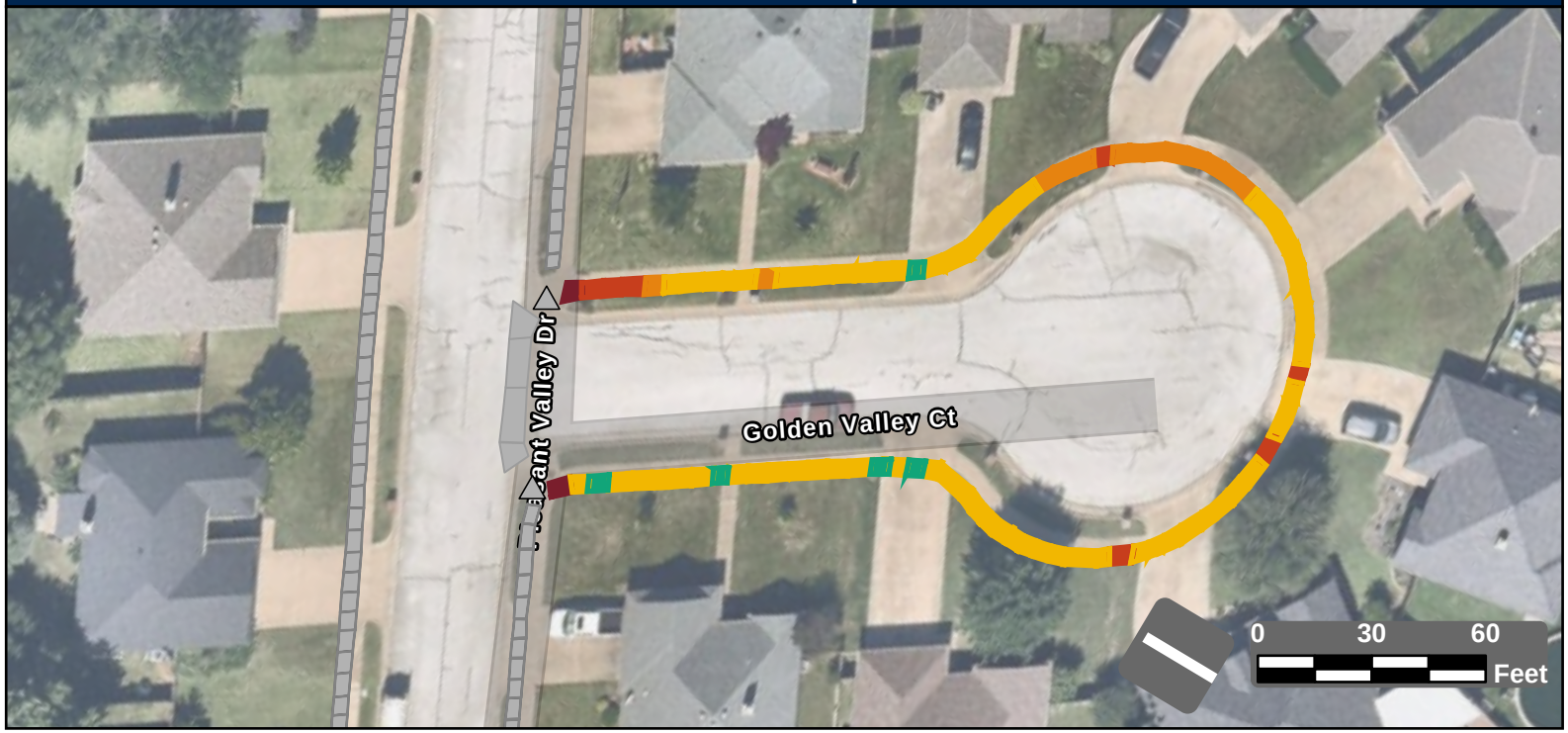

Facility Condition Summary

Sidewalks

Barrier Priority	Length (yd)		Cost
1	9	$	621
2	32	$	1,964
3	56	$	4,044
4	271	$	4,530
5	18	$	1,336
Total	385	$	12,495

Curb Ramps

Barrier Priority	Quantity		Cost
1	0	$	0
2	0	$	0
3	0	$	0
4	0	$	0
5	0	$	0
Total	0	$	0

Crosswalks

Barrier Priority	Length (yd)		Cost
1	0	$	0
2	0	$	0
3	0	$	0
4	0	$	0
5	0	$	0
Total	0	$	0

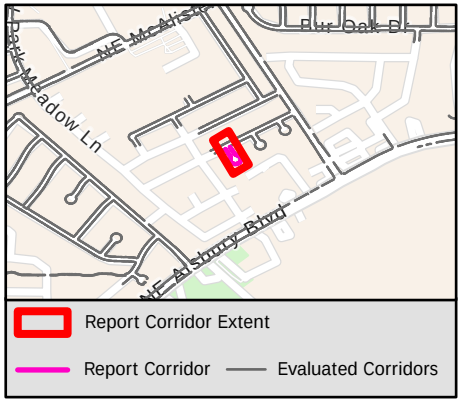

Sidewalk Barrier Summary

Pole	Quantity:	0
Fire Hydrant	Quantity:	0
Vault	Quantity:	0
Vegetation	Quantity:	0
Sign	Quantity:	0
Other	Quantity:	0

Missing Curb Ramps

Symbol	Quantity		Cost
	0	$	0

Curb Ramps Shown in Other Reports

Symbol	Quantity	Cost
	2	Other Report

Conceptual Budget Estimate Disclaimer

This "cost report" assigns a conceptual budget estimate to resolve non-compliance issues and was developed for planning purposes only. Kimley-Horn has no control over the cost of labor, materials, equipment, or over the Contractor's methods of determining prices or over competitive bidding or market conditions. Opinions of probable costs provided herein are based on the information known to Kimley-Horn at this time and represent only Kimley-Horn's judgment as a design professional familiar with the construction industry. Kimley-Horn cannot and does not guarantee that proposals, bids, or actual construction costs will not vary from its opinions of probable costs.

Sidewalk Barrier Conceptual Budget Summary

Sidewalk barriers are displayed for visual purposes only. Their associated costs are stored in the s ver, which is costed panel-by-panel in the Facility Priority Summary.

PROW Sidewalk Corridor Compliance Summary

Corridor

GOLFING GREEN CT

Corridor Score & Severity

Score: 4

MEDIUM

Corridor Cost Summary

Facility Type		Cost
Sidewalk	$	51,224
Crosswalks	$	0
Curb Ramps	$	11,900
Missing Ramps	$	0

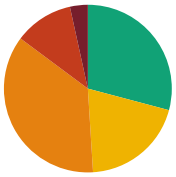

Sidewalk Barrier Priority Distribution

Priority	Percentage (%)
1	3%
2	11%
3	36%
4	20%
5	29%

Corridor Map

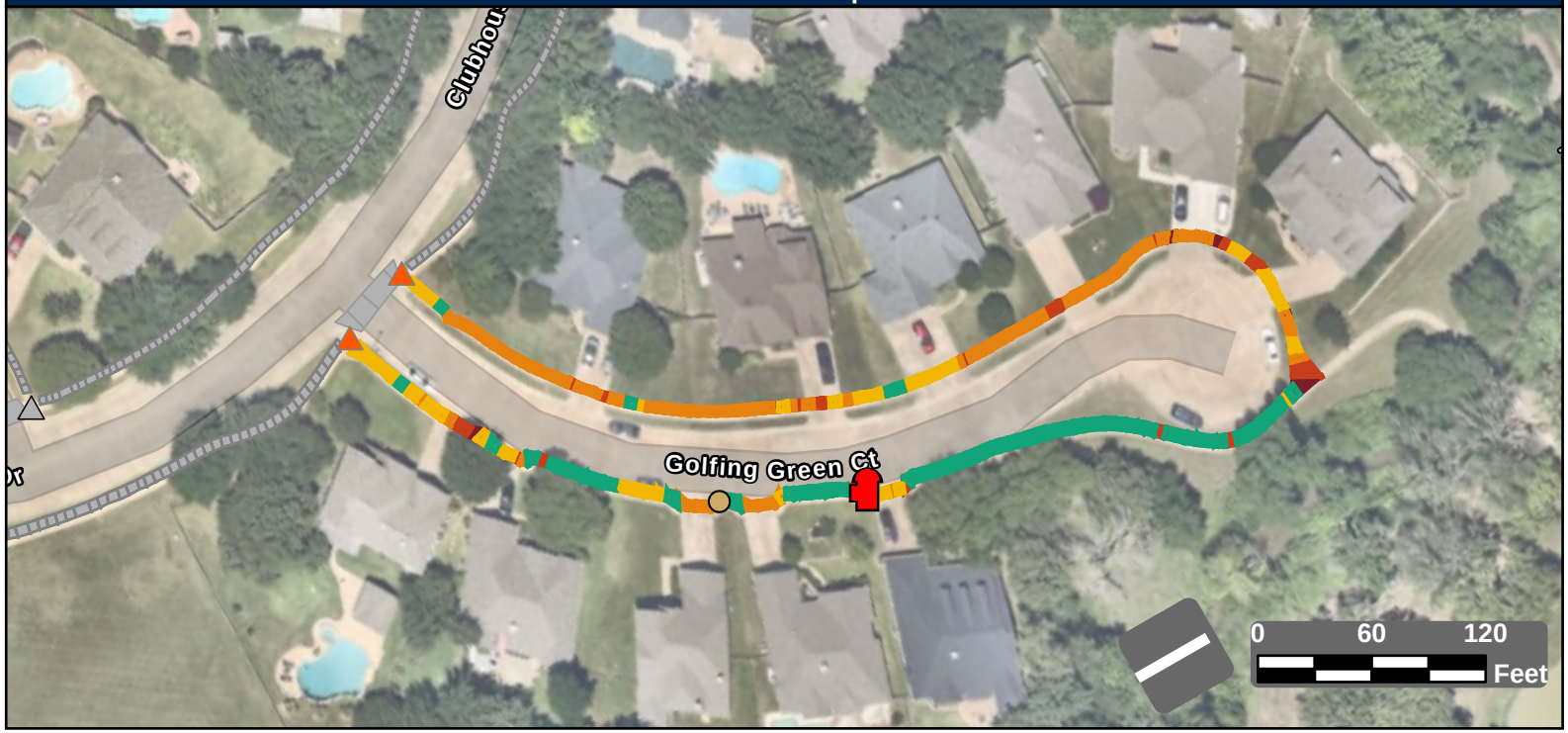

Facility Condition Summary

Sidewalks

Barrier Priority	Length (yd)		Cost
1	35	$	2,589
2	116	$	7,592
3	369	$	26,782
4	203	$	11,760
5	297	$	2,502
Total	1,021	$	51,224

Curb Ramps

Barrier Priority	Quantity		Cost
1	0	$	0
2	2	$	11,900
3	0	$	0
4	0	$	0
5	0	$	0
Total	2	$	11,900

Crosswalks

Barrier Priority	Length (yd)		Cost
1	0	$	0
2	0	$	0
3	0	$	0
4	0	$	0
5	0	$	0
Total	0	$	0

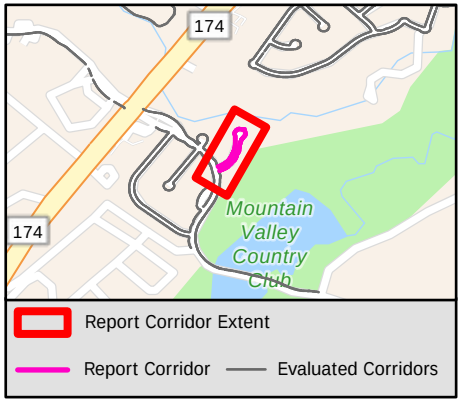

Sidewalk Barrier Summary

Pole	Quantity:	1
Fire Hydrant	Quantity:	1
Vault	Quantity:	0
Vegetation	Quantity:	0
Sign	Quantity:	0
Other	Quantity:	0

Missing Curb Ramps

Symbol	Quantity		Cost
	0	$	0

Curb Ramps Shown in Other Reports

Symbol	Quantity	Cost
	1	Other Report

Conceptual Budget Estimate Disclaimer

This "cost report" assigns a conceptual budget estimate to resolve non-compliance issues and was developed for planning purposes only. Kimley-Horn has no control over the cost of labor, materials, equipment, or over the Contractor's methods of determining prices or over competitive bidding or market conditions. Opinions of probable costs provided herein are based on the information known to Kimley-Horn at this time and represent only Kimley-Horn's judgment as a design professional familiar with the construction industry. Kimley-Horn cannot and does not guarantee that proposals, bids, or actual construction costs will not vary from its opinions of probable costs.

Sidewalk Barrier Conceptual Budget Summary

Sidewalk barriers are displayed for visual purposes only. Their associated costs are stored in the s yer, which is costed panel-by-panel in the Facility Priority Summary.

THE CITY OF BURLESON TEXAS

PROW Sidewalk Corridor Compliance Summary

Kimley»Horn

Item B.

Corridor

GRACE ANNE CT

Corridor Score & Severity

Score: 4

MEDIUM

Corridor Cost Summary

Facility Type		Cost
Sidewalk	$	42,587
Crosswalks	$	0
Curb Ramps	$	0
Missing Ramps	$	0

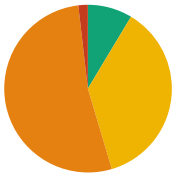

Sidewalk Barrier Priority Distribution

Priority	Percentage (%)
1	0%
2	3%
3	49%
4	39%
5	9%

Corridor Map

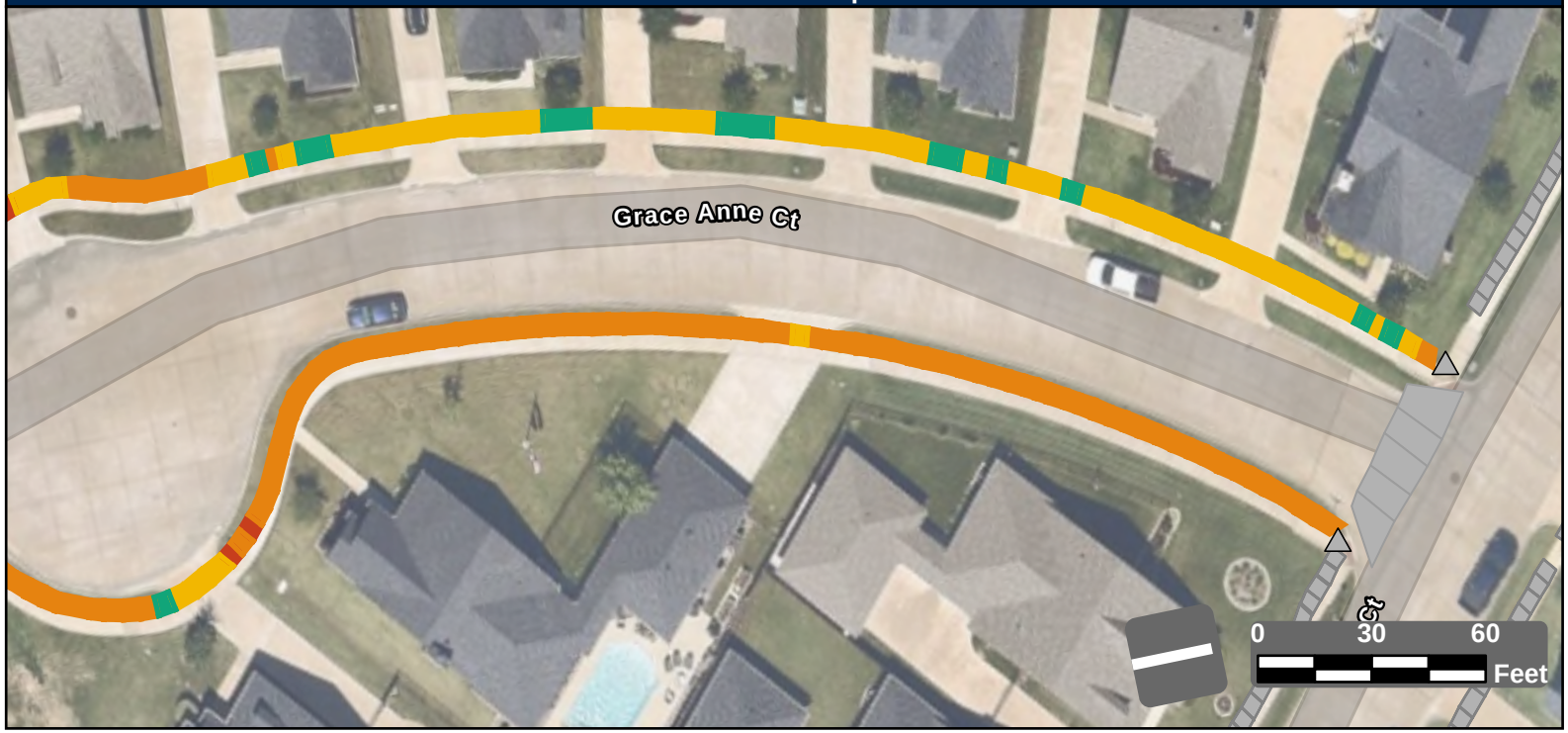

Facility Condition Summary

Sidewalks

Barrier Priority	Length (yd)		Cost
1	0	$	0
2	24	$	1,726
3	433	$	31,269
4	340	$	7,325
5	79	$	5,681
Total	786	$	42,587

Curb Ramps

Barrier Priority	Quantity		Cost
1	0	$	0
2	0	$	0
3	0	$	0
4	0	$	0
5	0	$	0
Total	0	$	0

Crosswalks

Barrier Priority	Length (yd)		Cost
1	0	$	0
2	0	$	0
3	0	$	0
4	0	$	0
5	0	$	0
Total	0	$	0

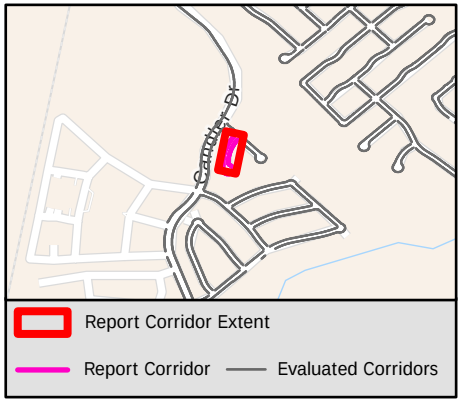

Sidewalk Barrier Summary

Pole	Quantity:	0
Fire Hydrant	Quantity:	0
Vault	Quantity:	0
Vegetation	Quantity:	0
Sign	Quantity:	0
Other	Quantity:	0

Missing Curb Ramps

Symbol	Quantity		Cost
	0	$	0

Curb Ramps Shown in Other Reports

Symbol	Quantity	Cost
	2	Other Report

Conceptual Budget Estimate Disclaimer

This "cost report" assigns a conceptual budget estimate to resolve non-compliance issues and was developed for planning purposes only. Kimley-Horn has no control over the cost of labor, materials, equipment, or over the Contractor's methods of determining prices or over competitive bidding or market conditions. Opinions of probable costs provided herein are based on the information known to Kimley-Horn at this time and represent only Kimley-Horn's judgment as a design professional familiar with the construction industry. Kimley-Horn cannot and does not guarantee that proposals, bids, or actual construction costs will not vary from its opinions of probable costs.

Sidewalk Barrier Conceptual Budget Summary

Sidewalk barriers are displayed for visual purposes only. Their associated costs are stored in the s yer, which is costed panel-by-panel in the Facility Priority Summary.

PROW Sidewalk Corridor Compliance Summary

Corridor

GRACIE LN

Corridor Score & Severity

Score: 4

MEDIUM

Corridor Cost Summary

Facility Type		Cost
Sidewalk	$	98,348
Crosswalks	$	14,142
Curb Ramps	$	29,750
Missing Ramps	$	0

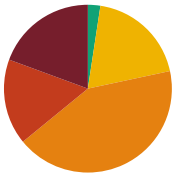

Sidewalk Barrier Priority Distribution

Priority	Percentage (%)
1	19%
2	17%
3	42%
4	19%
5	2%

Corridor Map



Facility Condition Summary

Sidewalks

Barrier Priority	Length (yd)		Cost
1	279	$	20,124
2	238	$	17,162
3	610	$	44,022
4	276	$	14,714
5	34	$	2,326
Total	1,437	$	98,348

Curb Ramps

Barrier Priority	Quantity		Cost
1	2	$	11,900
2	3	$	17,850
3	0	$	0
4	0	$	0
5	0	$	0
Total	5	$	29,750

Crosswalks

Barrier Priority	Length (yd)		Cost
1	0	$	0
2	0	$	0
3	0	$	0
4	112	$	14,142
5	160	$	
Total	272	$	14,142

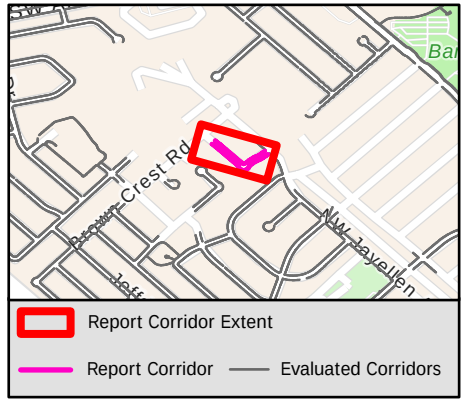

Sidewalk Barrier Summary

Pole	Quantity:	0
Fire Hydrant	Quantity:	0
Vault	Quantity:	0
Vegetation	Quantity:	12
Sign	Quantity:	0
Other	Quantity:	0

Missing Curb Ramps

Symbol	Quantity		Cost
	0	$	0

Curb Ramps Shown in Other Reports

Symbol	Quantity	Cost
	0	Other Report

Conceptual Budget Estimate Disclaimer

This "cost report" assigns a conceptual budget estimate to resolve non-compliance issues and was developed for planning purposes only. Kimley-Horn has no control over the cost of labor, materials, equipment, or over the Contractor's methods of determining prices or over competitive bidding or market conditions. Opinions of probable costs provided herein are based on the information known to Kimley-Horn at this time and represent only Kimley-Horn's judgment as a design professional familiar with the construction industry. Kimley-Horn cannot and does not guarantee that proposals, bids, or actual construction costs will not vary from its opinions of probable costs.

Sidewalk Barrier Conceptual Budget Summary

Sidewalk barriers are displayed for visual purposes only. Their associated costs are stored in the s yer, which is costed panel-by-panel in the Facility Priority Summary.

PROW Sidewalk Corridor Compliance Summary

Corridor

GRAHAM DR

Corridor Score & Severity

Score: 3
MEDIUM

Corridor Cost Summary

Facility Type		Cost
Sidewalk	$	136,836
Crosswalks	$	0
Curb Ramps	$	0
Missing Ramps	$	0

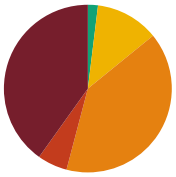

Sidewalk Barrier Priority Distribution

Priority	Percentage (%)
1	40%
2	6%
3	40%
4	12%
5	2%

Corridor Map



Facility Condition Summary

Sidewalks

Barrier Priority	Length (yd)		Cost
1	829	$	59,851
2	119	$	8,152
3	825	$	59,562
4	252	$	6,361
5	40	$	2,910
Total	2,065	$	136,836

Curb Ramps

Barrier Priority	Quantity		Cost
1	0	$	0
2	0	$	0
3	0	$	0
4	0	$	0
5	0	$	0
Total	0	$	0

Crosswalks

Barrier Priority	Length (yd)		Cost
1	0	$	0
2	0	$	0
3	0	$	0
4	0	$	0
5	0	$	0
Total	0	$	0

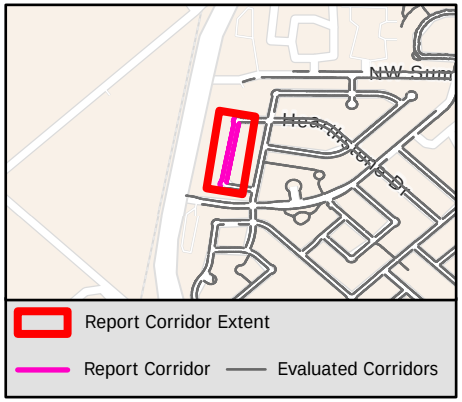

Sidewalk Barrier Summary

Pole	Quantity:	0
Fire Hydrant	Quantity:	0
Vault	Quantity:	0
Vegetation	Quantity:	23
Sign	Quantity:	0
Other	Quantity:	0

Missing Curb Ramps

Symbol	Quantity		Cost
	0	$	0

Curb Ramps Shown in Other Reports

Symbol	Quantity	Cost
	0	Other Report

Conceptual Budget Estimate Disclaimer

This "cost report" assigns a conceptual budget estimate to resolve non-compliance issues and was developed for planning purposes only. Kimley-Horn has no control over the cost of labor, materials, equipment, or over the Contractor's methods of determining prices or over competitive bidding or market conditions. Opinions of probable costs provided herein are based on the information known to Kimley-Horn at this time and represent only Kimley-Horn's judgment as a design professional familiar with the construction industry. Kimley-Horn cannot and does not guarantee that proposals, bids, or actual construction costs will not vary from its opinions of probable costs.

Sidewalk Barrier Conceptual Budget Summary

Sidewalk barriers are displayed for visual purposes only. Their associated costs are stored in the s yer, which is costed panel-by-panel in the Facility Priority Summary.

PROW Sidewalk Corridor Compliance Summary

Corridor

GRANT ST

Corridor Score & Severity

Score: 4
MEDIUM

Corridor Cost Summary

Facility Type		Cost
Sidewalk	$	183,522
Crosswalks	$	6,061
Curb Ramps	$	35,800
Missing Ramps	$	7,000

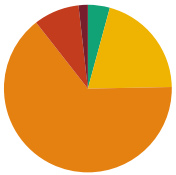

Sidewalk Barrier Priority Distribution

Priority	Percentage (%)
1	2%
2	9%
3	65%
4	20%
5	4%

Corridor Map



Facility Condition Summary

Sidewalks

Barrier Priority	Length (yd)		Cost
1	48	$	3,470
2	239	$	16,693
3	1,760	$	127,080
4	556	$	28,959
5	115	$	7,321
Total	2,718	$	183,522

Curb Ramps

Barrier Priority	Quantity		Cost
1	0	$	0
2	4	$	35,800
3	0	$	0
4	0	$	0
5	0	$	0
Total	4	$	35,800

Crosswalks

Barrier Priority	Length (yd)		Cost
1	0	$	0
2	0	$	0
3	0	$	0
4	70	$	6,061
5	23	$	
Total	94	$	6,061

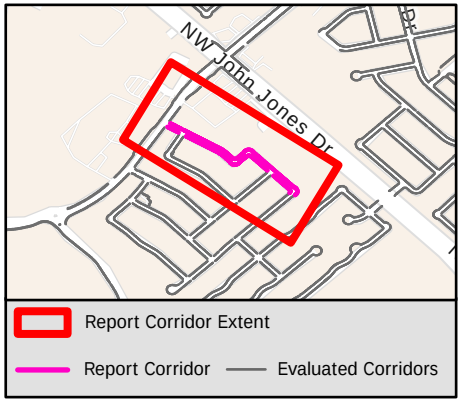

Sidewalk Barrier Summary

Pole	Quantity:	0
Fire Hydrant	Quantity:	0
Vault	Quantity:	0
Vegetation	Quantity:	2
Sign	Quantity:	0
Other	Quantity:	0

Missing Curb Ramps

Symbol	Quantity		Cost
	1	$	7,000

Curb Ramps Shown in Other Reports

Symbol	Quantity	Cost
	16	Other Report

Conceptual Budget Estimate Disclaimer

This "cost report" assigns a conceptual budget estimate to resolve non-compliance issues and was developed for planning purposes only. Kimley-Horn has no control over the cost of labor, materials, equipment, or over the Contractor's methods of determining prices or over competitive bidding or market conditions. Opinions of probable costs provided herein are based on the information known to Kimley-Horn at this time and represent only Kimley-Horn's judgment as a design professional familiar with the construction industry. Kimley-Horn cannot and does not guarantee that proposals, bids, or actual construction costs will not vary from its opinions of probable costs.

Sidewalk Barrier Conceptual Budget Summary

Sidewalk barriers are displayed for visual purposes only. Their associated costs are stored in the s yer, which is costed panel-by-panel in the Facility Priority Summary.

THE CITY OF BURLESON TEXAS

PROW Sidewalk Corridor Compliance Summary

Kimley»Horn

Item B.

Corridor

GRASSY MEADOWS DR

Corridor Score & Severity

Score: 5

LOW

Corridor Cost Summary

Facility Type		Cost
Sidewalk	$	108,491
Crosswalks	$	4,715
Curb Ramps	$	8,400
Missing Ramps	$	14,000

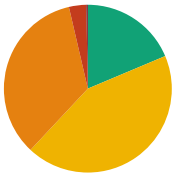

Sidewalk Barrier Priority Distribution

Priority	Percentage (%)
1	0%
2	3%
3	34%
4	43%
5	19%

Corridor Map

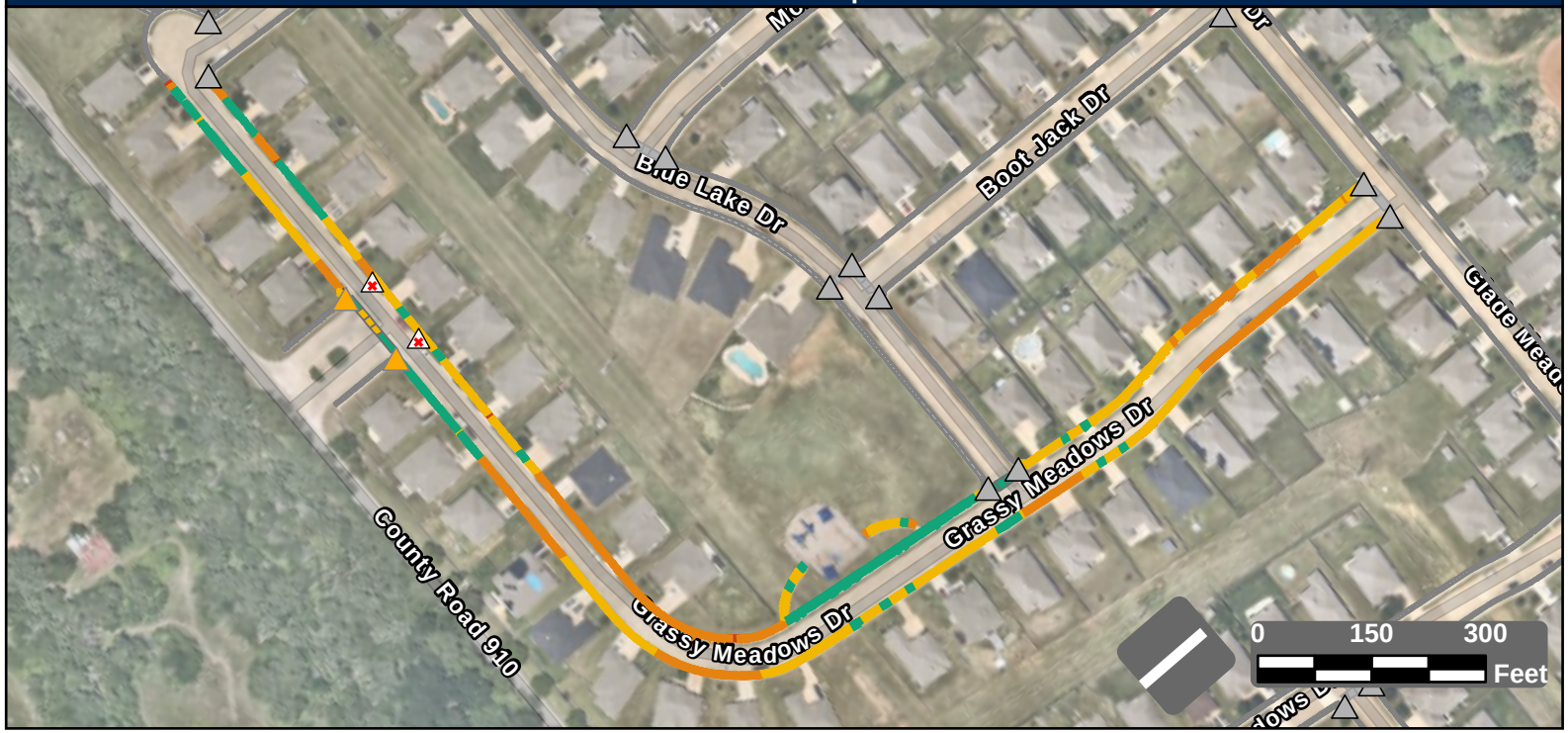

Facility Condition Summary

Sidewalks

Barrier Priority	Length (yd)		Cost
1	10	$	748
2	115	$	6,856
3	1,187	$	85,699
4	1,493	$	5,747
5	644	$	9,441
Total	3,448	$	108,491

Curb Ramps

Barrier Priority	Quantity		Cost
1	0	$	0
2	0	$	0
3	2	$	8,400
4	0	$	0
5	0	$	0
Total	2	$	8,400

Crosswalks

Barrier Priority	Length (yd)		Cost
1	0	$	0
2	0	$	0
3	0	$	0
4	47	$	4,715
5	83	$	
Total	130	$	4,715

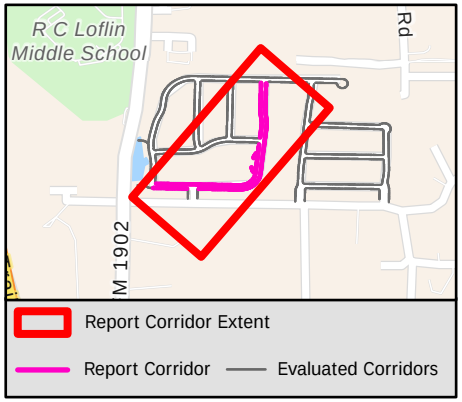

Sidewalk Barrier Summary

Pole	Quantity:	0
Fire Hydrant	Quantity:	0
Vault	Quantity:	0
Vegetation	Quantity:	0
Sign	Quantity:	0
Other	Quantity:	0

Missing Curb Ramps

Symbol	Quantity		Cost
	2	$	14,000

Curb Ramps Shown in Other Reports

Symbol	Quantity	Cost
	14	Other Report

Conceptual Budget Estimate Disclaimer

This "cost report" assigns a conceptual budget estimate to resolve non-compliance issues and was developed for planning purposes only. Kimley-Horn has no control over the cost of labor, materials, equipment, or over the Contractor's methods of determining prices or over competitive bidding or market conditions. Opinions of probable costs provided herein are based on the information known to Kimley-Horn at this time and represent only Kimley-Horn's judgment as a design professional familiar with the construction industry. Kimley-Horn cannot and does not guarantee that proposals, bids, or actual construction costs will not vary from its opinions of probable costs.

Sidewalk Barrier Conceptual Budget Summary

Sidewalk barriers are displayed for visual purposes only. Their associated costs are stored in the s yer, which is costed panel-by-panel in the Facility Priority Summary.

1851

PROW Sidewalk Corridor Compliance Summary

Corridor

GRAY RD

Corridor Score & Severity

Score: 5 5

LOW LOW

Corridor Cost Summary

Facility Type		Cost
Sidewalk	$	56,828
Crosswalks	$	1,297
Curb Ramps	$	50,700
Missing Ramps	$	21,000

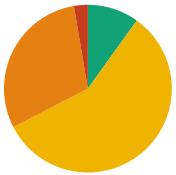

Sidewalk Barrier Priority Distribution

Priority	Percentage (%)
1	0%
2	3%
3	30%
4	58%
5	10%

Corridor Map



Facility Condition Summary

Sidewalks

Barrier Priority	Length (yd)		Cost
1	0	$	0
2	39	$	2,616
3	431	$	31,161
4	829	$	12,752
5	143	$	10,299
Total	1,442	$	56,828

Curb Ramps

Barrier Priority	Quantity		Cost
1	0	$	0
2	1	$	7,450
3	4	$	35,800
4	1	$	7,450
5	0	$	0
Total	6	$	50,700

Crosswalks

Barrier Priority	Length (yd)		Cost
1	0	$	0
2	0	$	0
3	11	$	0
4	13	$	1,297
5	110	$	
Total	134	$	1,297

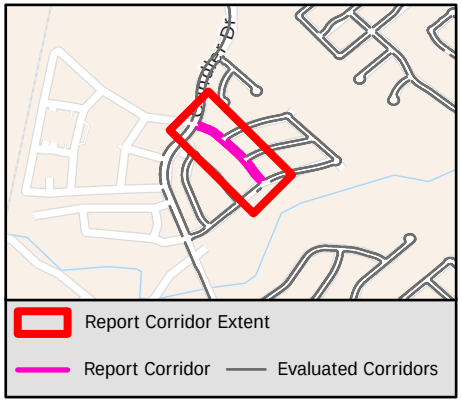

Sidewalk Barrier Summary

Pole	Quantity:	0
Fire Hydrant	Quantity:	0
Vault	Quantity:	0
Vegetation	Quantity:	0
Sign	Quantity:	0
Other	Quantity:	0

Missing Curb Ramps

Symbol	Quantity		Cost
	3	$	21,000

Curb Ramps Shown in Other Reports

Symbol	Quantity	Cost
	5	Other Report

Conceptual Budget Estimate Disclaimer

This "cost report" assigns a conceptual budget estimate to resolve non-compliance issues and was developed for planning purposes only. Kimley-Horn has no control over the cost of labor, materials, equipment, or over the Contractor's methods of determining prices or over competitive bidding or market conditions. Opinions of probable costs provided herein are based on the information known to Kimley-Horn at this time and represent only Kimley-Horn's judgment as a design professional familiar with the construction industry. Kimley-Horn cannot and does not guarantee that proposals, bids, or actual construction costs will not vary from its opinions of probable costs.

Sidewalk Barrier Conceptual Budget Summary

Sidewalk barriers are displayed for visual purposes only. Their associated costs are stored in the s yer, which is costed panel-by-panel in the Facility Priority Summary.

PROW Sidewalk Corridor Compliance Summary

Corridor

GRAY RD

Corridor Score & Severity

Score: 5 5

LOW LOW

Corridor Cost Summary

Facility Type		Cost
Sidewalk	$	13,846
Crosswalks	$	1,297
Curb Ramps	$	14,900
Missing Ramps	$	21,000

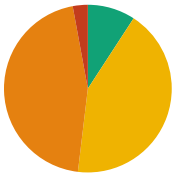

Sidewalk Barrier Priority Distribution

Priority	Percentage (%)
1	0%
2	3%
3	30%
4	58%
5	10%

Corridor Map

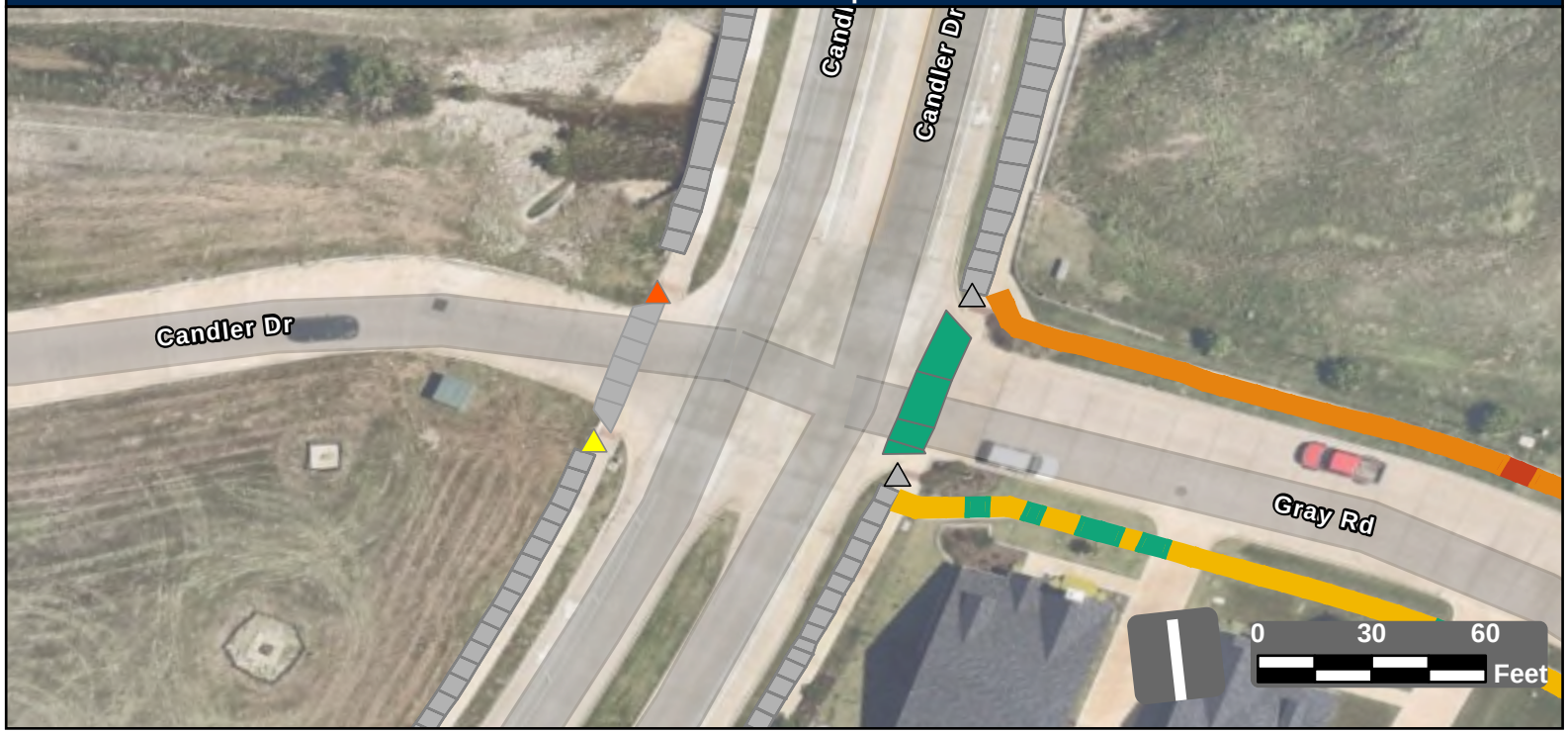

Facility Condition Summary

Sidewalks

Barrier Priority	Length (yd)		Cost
1	0	$	0
2	39	$	2,616
3	431	$	31,161
4	829	$	12,752
5	143	$	10,299
Total	305	$	13,846

Curb Ramps

Barrier Priority	Quantity		Cost
1	0	$	0
2	1	$	7,450
3	4	$	35,800
4	1	$	7,450
5	0	$	0
Total	2	$	14,900

Crosswalks

Barrier Priority	Length (yd)		Cost
1	0	$	0
2	0	$	0
3	11	$	0
4	13	$	1,297
5	110	$	
Total	36	$	

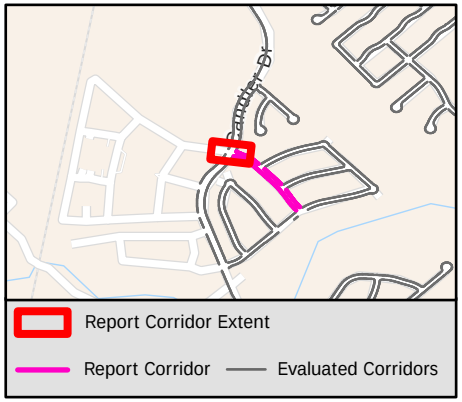

Sidewalk Barrier Summary

Pole	Quantity:	0
Fire Hydrant	Quantity:	0
Vault	Quantity:	0
Vegetation	Quantity:	0
Sign	Quantity:	0
Other	Quantity:	0

Missing Curb Ramps

Symbol	Quantity		Cost
	3	$	21,000

Curb Ramps Shown in Other Reports

Symbol	Quantity	Cost
	2	Other Report

Conceptual Budget Estimate Disclaimer

This "cost report" assigns a conceptual budget estimate to resolve non-compliance issues and was developed for planning purposes only. Kimley-Horn has no control over the cost of labor, materials, equipment, or over the Contractor's methods of determining prices or over competitive bidding or market conditions. Opinions of probable costs provided herein are based on the information known to Kimley-Horn at this time and represent only Kimley-Horn's judgment as a design professional familiar with the construction industry. Kimley-Horn cannot and does not guarantee that proposals, bids, or actual construction costs will not vary from its opinions of probable costs.

Sidewalk Barrier Conceptual Budget Summary

Sidewalk barriers are displayed for visual purposes only. Their associated costs are stored in the s yer, which is costed panel-by-panel in the Facility Priority Summary.

PROW Sidewalk Corridor Compliance Summary

Corridor

GREENHAVEN DR

Corridor Score & Severity

Score: 4

MEDIUM

Corridor Cost Summary

Facility Type		Cost
Sidewalk	$	58,208
Crosswalks	$	2,631
Curb Ramps	$	11,900
Missing Ramps	$	7,000

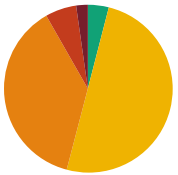

Sidewalk Barrier Priority Distribution

Priority	Percentage (%)
1	2%
2	6%
3	38%
4	50%
5	4%

Corridor Map

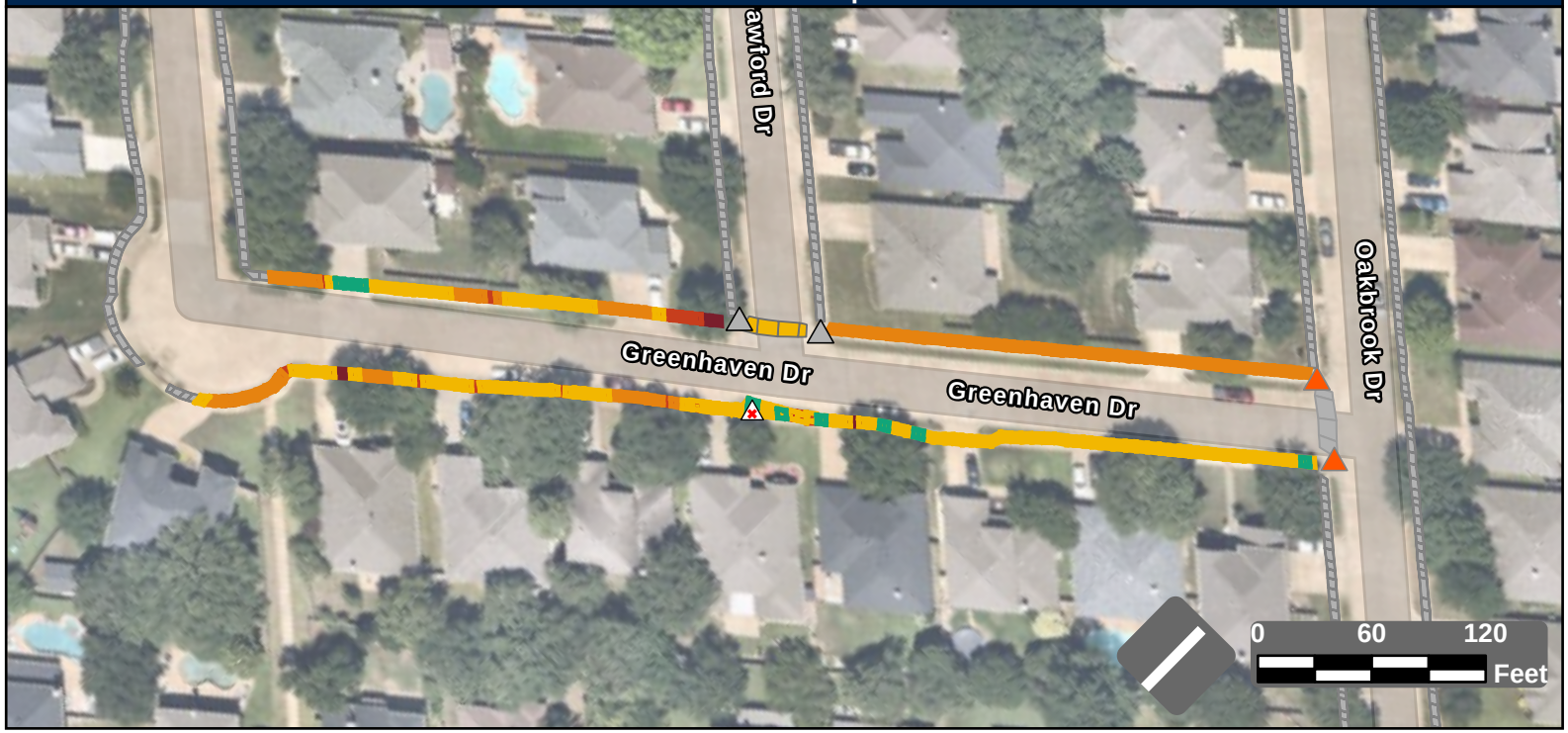

Facility Condition Summary

Sidewalks

Barrier Priority	Length (yd)		Cost
1	23	$	1,265
2	63	$	4,390
3	396	$	28,612
4	525	$	21,589
5	42	$	2,351
Total	1,050	$	58,208

Curb Ramps

Barrier Priority	Quantity		Cost
1	0	$	0
2	2	$	11,900
3	0	$	0
4	0	$	0
5	0	$	0
Total	2	$	11,900

Crosswalks

Barrier Priority	Length (yd)		Cost
1	0	$	0
2	0	$	0
3	0	$	0
4	36	$	2,631
5	0	$	0
Total	36	$	2,631

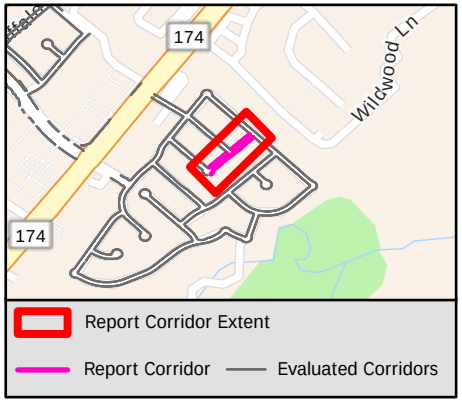

Sidewalk Barrier Summary

Pole	Quantity:	0
Fire Hydrant	Quantity:	0
Vault	Quantity:	0
Vegetation	Quantity:	0
Sign	Quantity:	0
Other	Quantity:	0

Missing Curb Ramps

Symbol	Quantity		Cost
	1	$	7,000

Curb Ramps Shown in Other Reports

Symbol	Quantity	Cost
	2	Other Report

Conceptual Budget Estimate Disclaimer

This "cost report" assigns a conceptual budget estimate to resolve non-compliance issues and was developed for planning purposes only. Kimley-Horn has no control over the cost of labor, materials, equipment, or over the Contractor's methods of determining prices or over competitive bidding or market conditions. Opinions of probable costs provided herein are based on the information known to Kimley-Horn at this time and represent only Kimley-Horn's judgment as a design professional familiar with the construction industry. Kimley-Horn cannot and does not guarantee that proposals, bids, or actual construction costs will not vary from its opinions of probable costs.

Sidewalk Barrier Conceptual Budget Summary

Sidewalk barriers are displayed for visual purposes only. Their associated costs are stored in the s yer, which is costed panel-by-panel in the Facility Priority Summary.

PROW Sidewalk Corridor Compliance Summary

Corridor

GREENRIDGE DR

Corridor Score & Severity

Score: 5

LOW

Corridor Cost Summary

Facility Type		Cost
Sidewalk	$	119,406
Crosswalks	$	25,471
Curb Ramps	$	93,150
Missing Ramps	$	28,000

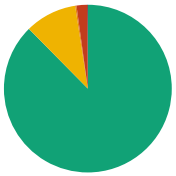

Sidewalk Barrier Priority Distribution

Priority	Percentage (%)
1	0%
2	2%
3	8%
4	22%
5	67%

Corridor Map

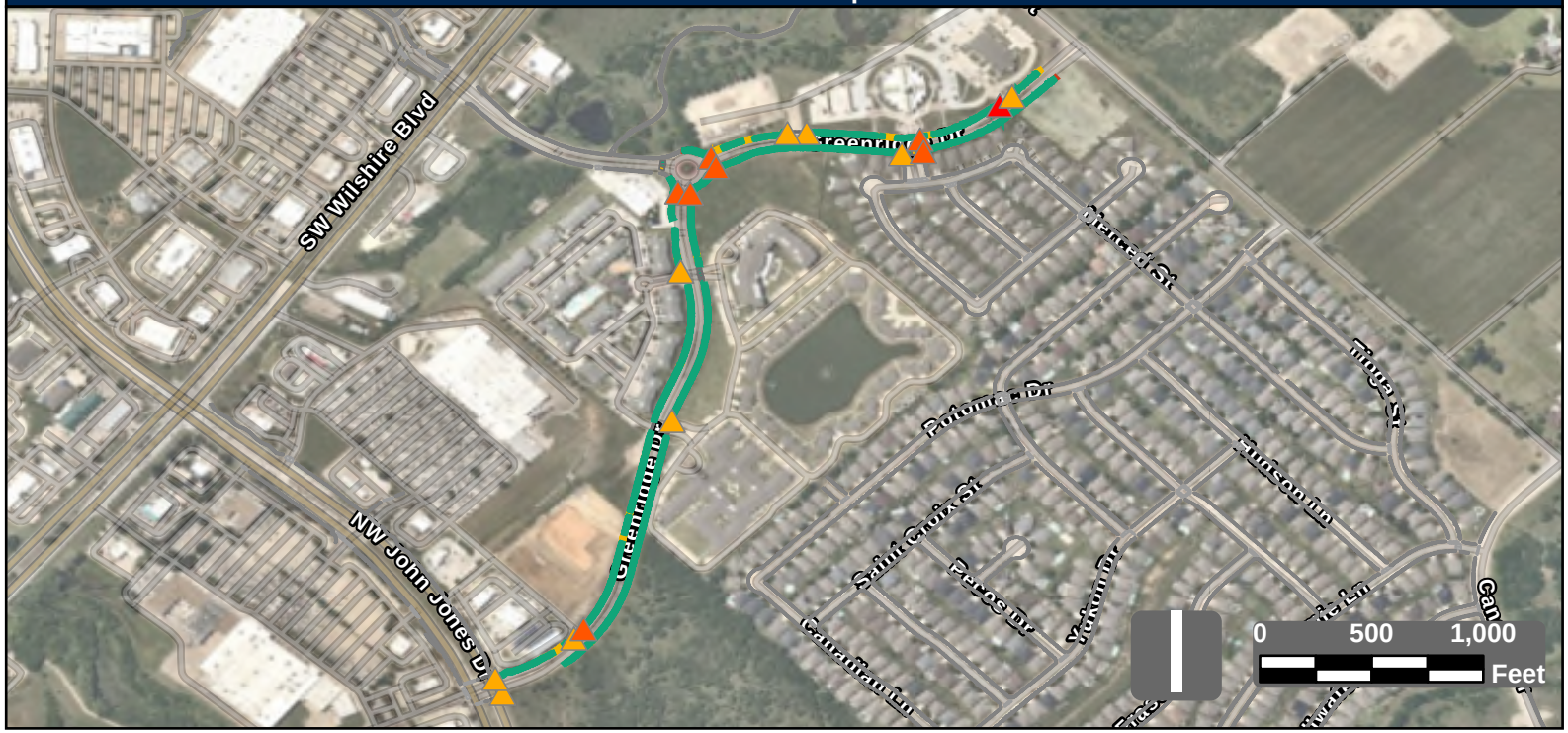

Facility Condition Summary

Sidewalks

Barrier Priority	Length (yd)		Cost
1	20	$	1,200
2	179	$	10,133
3	761	$	54,967
4	2,030	$	84,375
5	6,191	$	69,757
Total	6,412	$	119,406

Curb Ramps

Barrier Priority	Quantity		Cost
1	1	$	7,450
2	9	$	64,050
3	19	$	94,550
4	1	$	8,950
5	2	$	0
Total	17	$	93,150

Crosswalks

Barrier Priority	Length (yd)		Cost
1	0	$	0
2	0	$	0
3	32	$	0
4	258	$	25,471
5	1,192	$	0
Total	905	$	7,090

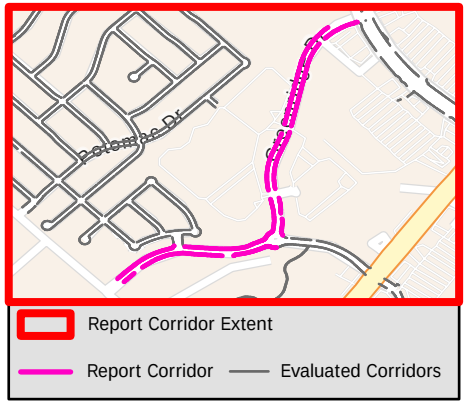

Sidewalk Barrier Summary

Pole	Quantity:	0
Fire Hydrant	Quantity:	0
Vault	Quantity:	0
Vegetation	Quantity:	0
Sign	Quantity:	0
Other	Quantity:	0

Missing Curb Ramps

Symbol	Quantity		Cost
	4	$	28,000

Curb Ramps Shown in Other Reports

Symbol	Quantity	Cost
	0	Other Report

Conceptual Budget Estimate Disclaimer

This "cost report" assigns a conceptual budget estimate to resolve non-compliance issues and was developed for planning purposes only. Kimley-Horn has no control over the cost of labor, materials, equipment, or over the Contractor's methods of determining prices or over competitive bidding or market conditions. Opinions of probable costs provided herein are based on the information known to Kimley-Horn at this time and represent only Kimley-Horn's judgment as a design professional familiar with the construction industry. Kimley-Horn cannot and does not guarantee that proposals, bids, or actual construction costs will not vary from its opinions of probable costs.

Sidewalk Barrier Conceptual Budget Summary

Sidewalk barriers are displayed for visual purposes only. Their associated costs are stored in the s yer, which is costed panel-by-panel in the Facility Priority Summary.

PROW Sidewalk Corridor Compliance Summary

Corridor

GREENRIDGE DR

Corridor Score & Severity

Score: 5

LOW

Corridor Cost Summary

Facility Type		Cost
Sidewalk	$	101,025
Crosswalks	$	25,471
Curb Ramps	$	81,850
Missing Ramps	$	28,000

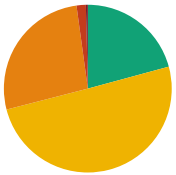

Sidewalk Barrier Priority Distribution

Priority	Percentage (%)
1	0%
2	2%
3	8%
4	22%
5	67%

Corridor Map

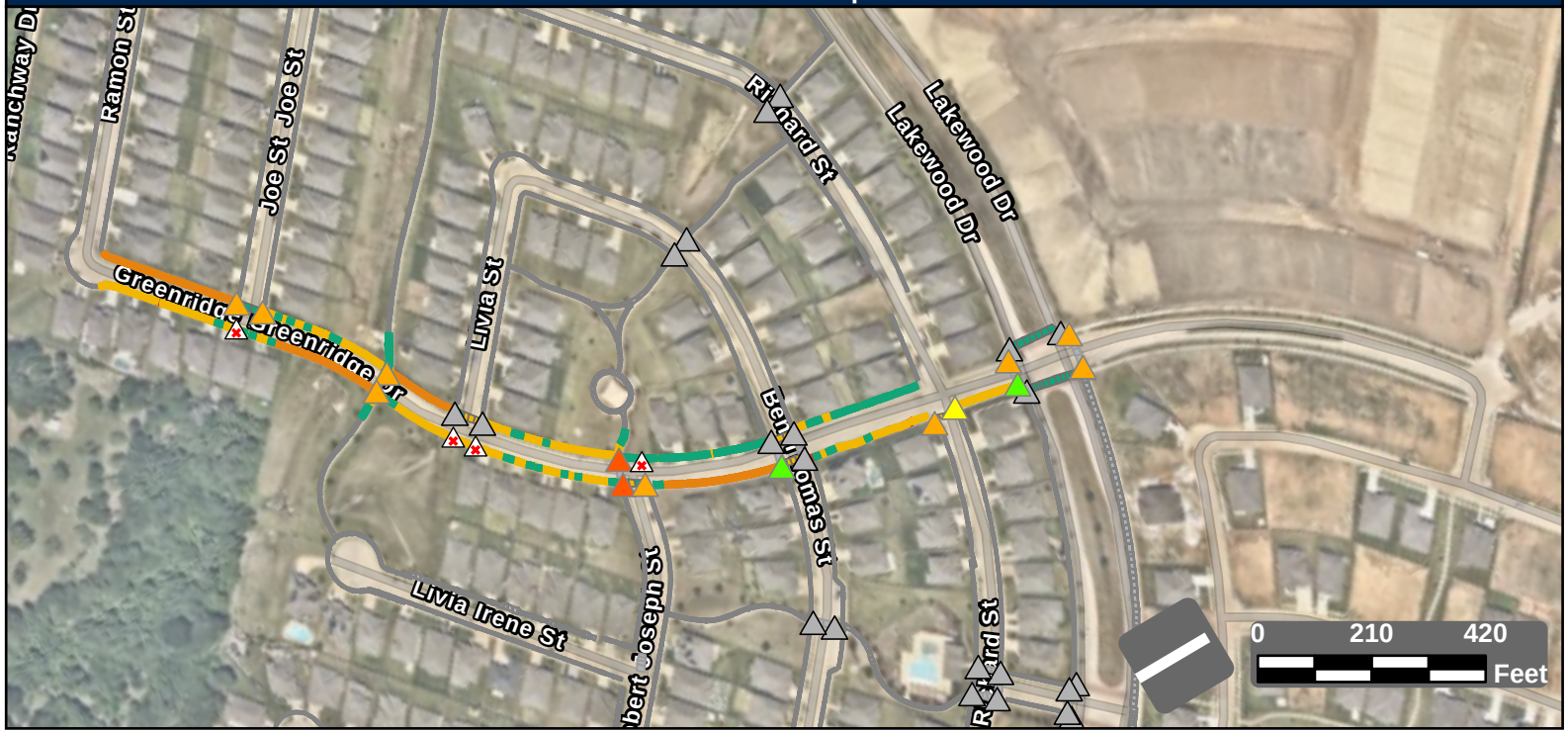

Facility Condition Summary

Sidewalks

Barrier Priority	Length (yd)		Cost
1	20	$	1,200
2	179	$	10,133
3	761	$	54,967
4	2,030	$	84,375
5	6,191	$	69,757
Total	2,770	$	101,025

Curb Ramps

Barrier Priority	Quantity		Cost
1	1	$	7,450
2	9	$	64,050
3	19	$	94,550
4	1	$	8,950
5	2	$	0
Total	15	$	81,850

Crosswalks

Barrier Priority	Length (yd)		Cost
1	0	$	0
2	0	$	0
3	32	$	0
4	258	$	25,471
5	1,192	$	0
Total	575	$	18,381

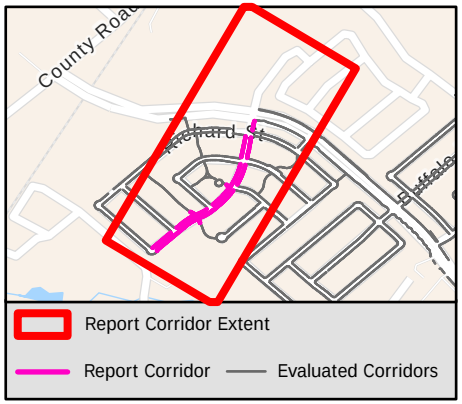

Sidewalk Barrier Summary

Pole	Quantity:	0
Fire Hydrant	Quantity:	0
Vault	Quantity:	0
Vegetation	Quantity:	0
Sign	Quantity:	0
Other	Quantity:	0

Missing Curb Ramps

Symbol	Quantity		Cost
	4	$	28,000

Curb Ramps Shown in Other Reports

Symbol	Quantity	Cost
	22	Other Report

Conceptual Budget Estimate Disclaimer

This "cost report" assigns a conceptual budget estimate to resolve non-compliance issues and was developed for planning purposes only. Kimley-Horn has no control over the cost of labor, materials, equipment, or over the Contractor's methods of determining prices or over competitive bidding or market conditions. Opinions of probable costs provided herein are based on the information known to Kimley-Horn at this time and represent only Kimley-Horn's judgment as a design professional familiar with the construction industry. Kimley-Horn cannot and does not guarantee that proposals, bids, or actual construction costs will not vary from its opinions of probable costs.

Sidewalk Barrier Conceptual Budget Summary

Sidewalk barriers are displayed for visual purposes only. Their associated costs are stored in the s yer, which is costed panel-by-panel in the Facility Priority Summary.

PROW Sidewalk Corridor Compliance Summary

Corridor

GREENWAY DR

Corridor Score & Severity

Score: 1

HIGH

Corridor Cost Summary

Facility Type		Cost
Sidewalk	$	692,809
Crosswalks	$	3,556
Curb Ramps	$	50,600
Missing Ramps	$	28,000

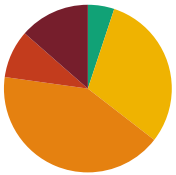

Sidewalk Barrier Priority Distribution

Priority	Percentage (%)
1	14%
2	9%
3	42%
4	30%
5	5%

Corridor Map

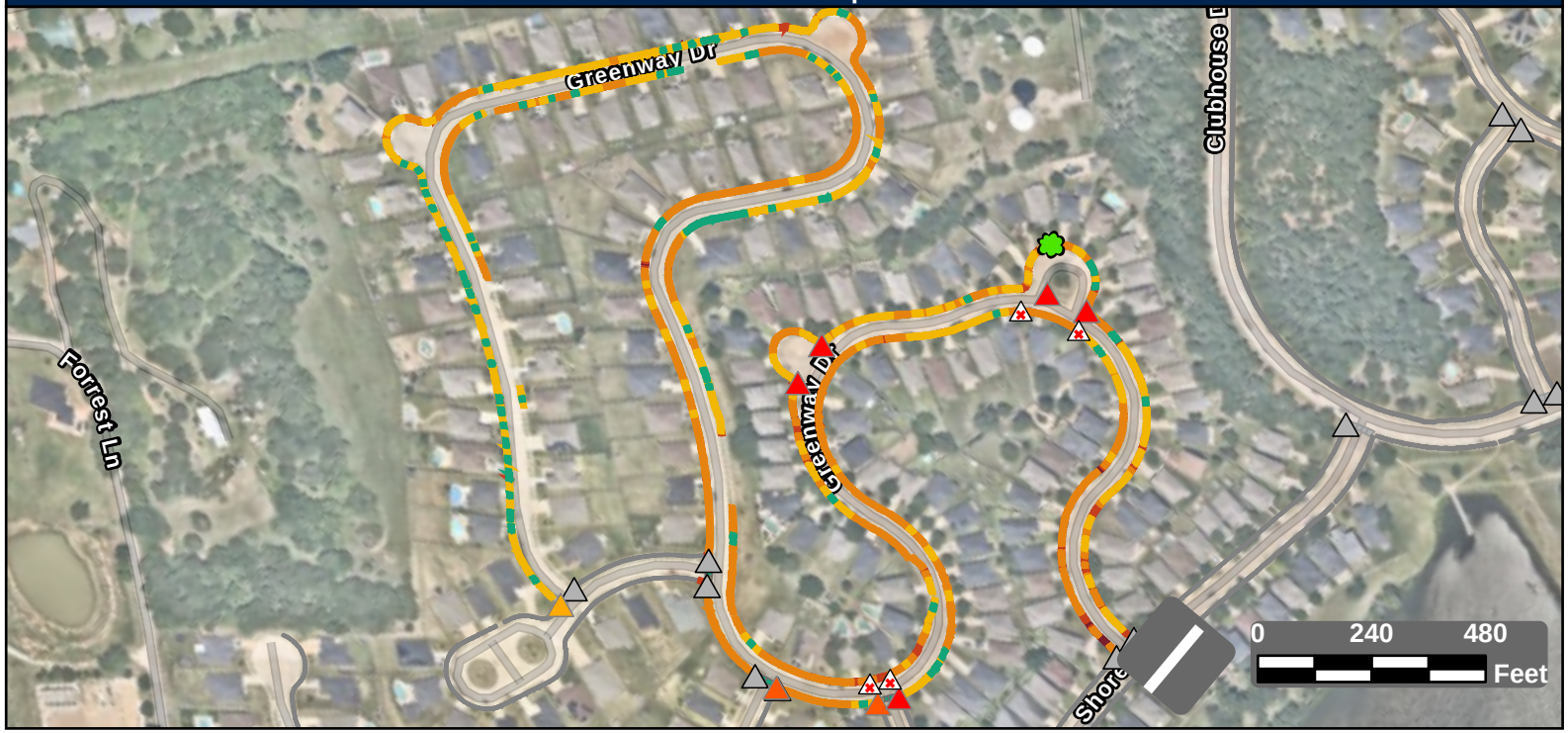

Facility Condition Summary

Sidewalks

Barrier Priority	Length (yd)		Cost
1	1,511	$	108,434
2	1,037	$	69,866
3	4,660	$	336,543
4	3,395	$	146,002
5	567	$	31,964
Total	11,169	$	692,809

Curb Ramps

Barrier Priority	Quantity		Cost
1	5	$	29,750
2	2	$	14,900
3	1	$	5,950
4	0	$	0
5	0	$	0
Total	8	$	50,600

Crosswalks

Barrier Priority	Length (yd)		Cost
1	0	$	0
2	0	$	0
3	0	$	0
4	36	$	3,556
5	112	$	
Total	148	$	3,556

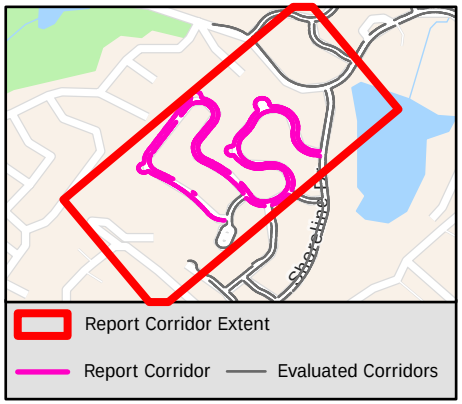

Sidewalk Barrier Summary

Pole	Quantity:	0
Fire Hydrant	Quantity:	0
Vault	Quantity:	0
Vegetation	Quantity:	1
Sign	Quantity:	0
Other	Quantity:	0

Missing Curb Ramps

Symbol	Quantity		Cost
	4	$	28,000

Curb Ramps Shown in Other Reports

Symbol	Quantity	Cost
	12	Other Report

Conceptual Budget Estimate Disclaimer

This "cost report" assigns a conceptual budget estimate to resolve non-compliance issues and was developed for planning purposes only. Kimley-Horn has no control over the cost of labor, materials, equipment, or over the Contractor's methods of determining prices or over competitive bidding or market conditions. Opinions of probable costs provided herein are based on the information known to Kimley-Horn at this time and represent only Kimley-Horn's judgment as a design professional familiar with the construction industry. Kimley-Horn cannot and does not guarantee that proposals, bids, or actual construction costs will not vary from its opinions of probable costs.

Sidewalk Barrier Conceptual Budget Summary

Sidewalk barriers are displayed for visual purposes only. Their associated costs are stored in the s yer, which is costed panel-by-panel in the Facility Priority Summary.

PROW Sidewalk Corridor Compliance Summary

Item B.

Corridor

GREENWOOD DR

Corridor Score & Severity

Score: 2

HIGH

Corridor Cost Summary

Facility Type		Cost
Sidewalk	$	51,065
Crosswalks	$	0
Curb Ramps	$	13,400
Missing Ramps	$	0

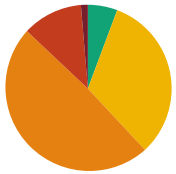

Sidewalk Barrier Priority Distribution

Priority	Percentage (%)
1	1%
2	12%
3	49%
4	32%
5	6%

Corridor Map

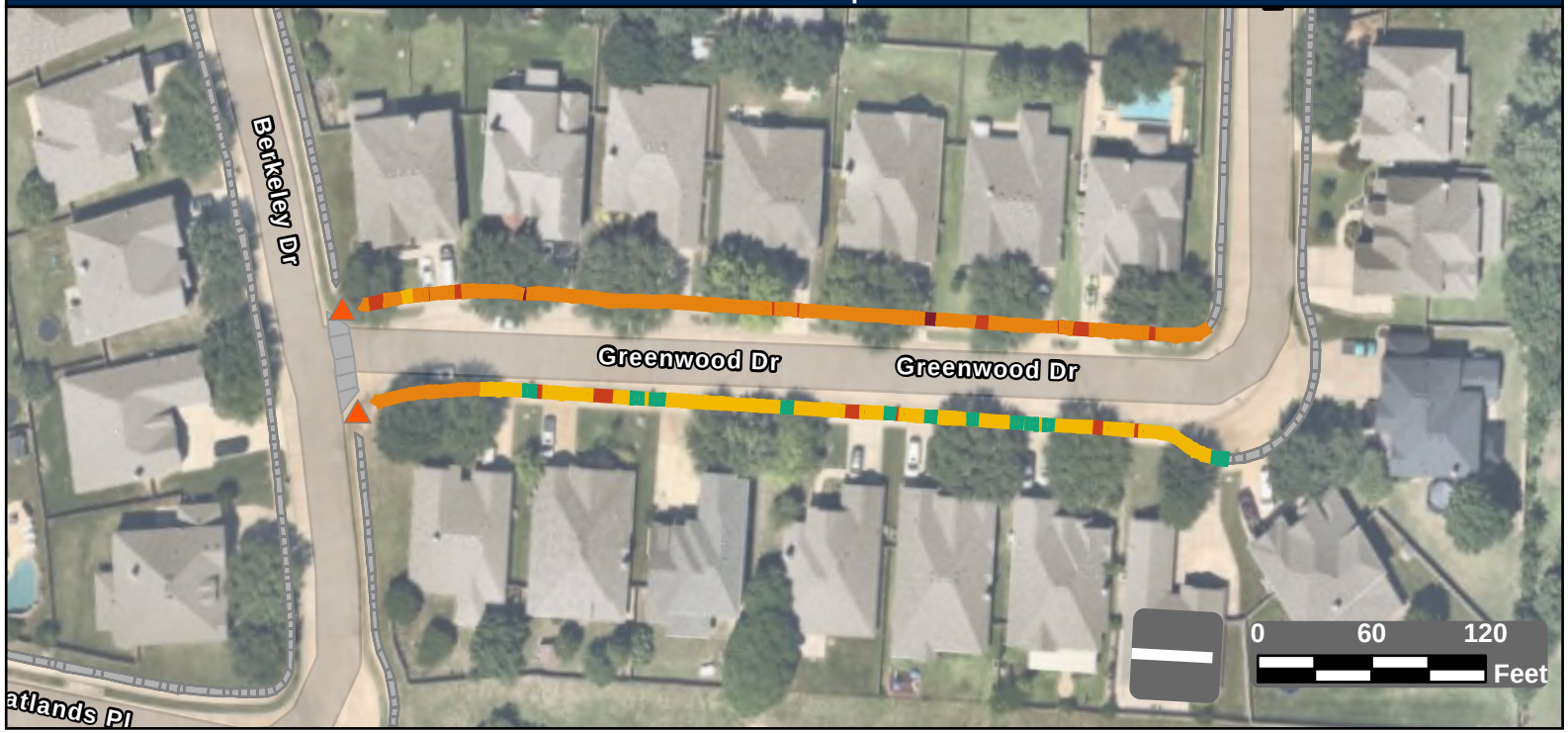

Facility Condition Summary

Sidewalks

Barrier Priority	Length (yd)		Cost
1	12	$	865
2	104	$	6,849
3	440	$	31,768
4	291	$	7,884
5	51	$	3,698
Total	898	$	51,065

Curb Ramps

Barrier Priority	Quantity		Cost
1	0	$	0
2	2	$	13,400
3	0	$	0
4	0	$	0
5	0	$	0
Total	2	$	13,400

Crosswalks

Barrier Priority	Length (yd)		Cost
1	0	$	0
2	0	$	0
3	0	$	0
4	0	$	0
5	0	$	0
Total	0	$	0

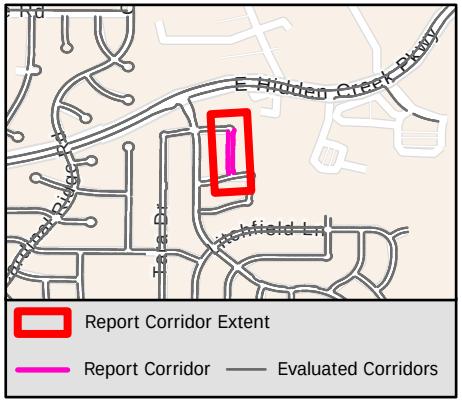

Sidewalk Barrier Summary

Pole	Quantity:	0
Fire Hydrant	Quantity:	0
Vault	Quantity:	0
Vegetation	Quantity:	0
Sign	Quantity:	0
Other	Quantity:	0

Missing Curb Ramps

Symbol	Quantity		Cost
	0	$	0

Curb Ramps Shown in Other Reports

Symbol	Quantity	Cost
	0	Other Report

Conceptual Budget Estimate Disclaimer

This "cost report" assigns a conceptual budget estimate to resolve non-compliance issues and was developed for planning purposes only. Kimley-Horn has no control over the cost of labor, materials, equipment, or over the Contractor's methods of determining prices or over competitive bidding or market conditions. Opinions of probable costs provided herein are based on the information known to Kimley-Horn at this time and represent only Kimley-Horn's judgment as a design professional familiar with the construction industry. Kimley-Horn cannot and does not guarantee that proposals, bids, or actual construction costs will not vary from its opinions of probable costs.

Sidewalk Barrier Conceptual Budget Summary

Sidewalk barriers are displayed for visual purposes only. Their associated costs are stored in the s yer, which is costed panel-by-panel in the Facility Priority Summary.

1858

PROW Sidewalk Corridor Compliance Summary

Corridor

GROVE CT

Corridor Score & Severity

Score: 3

MEDIUM

Corridor Cost Summary

Facility Type		Cost
Sidewalk	$	74,828
Crosswalks	$	0
Curb Ramps	$	0
Missing Ramps	$	0

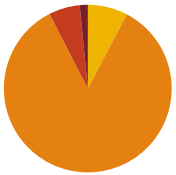

Sidewalk Barrier Priority Distribution

Priority	Percentage (%)
1	2%
2	6%
3	85%
4	8%
5	0%

Corridor Map

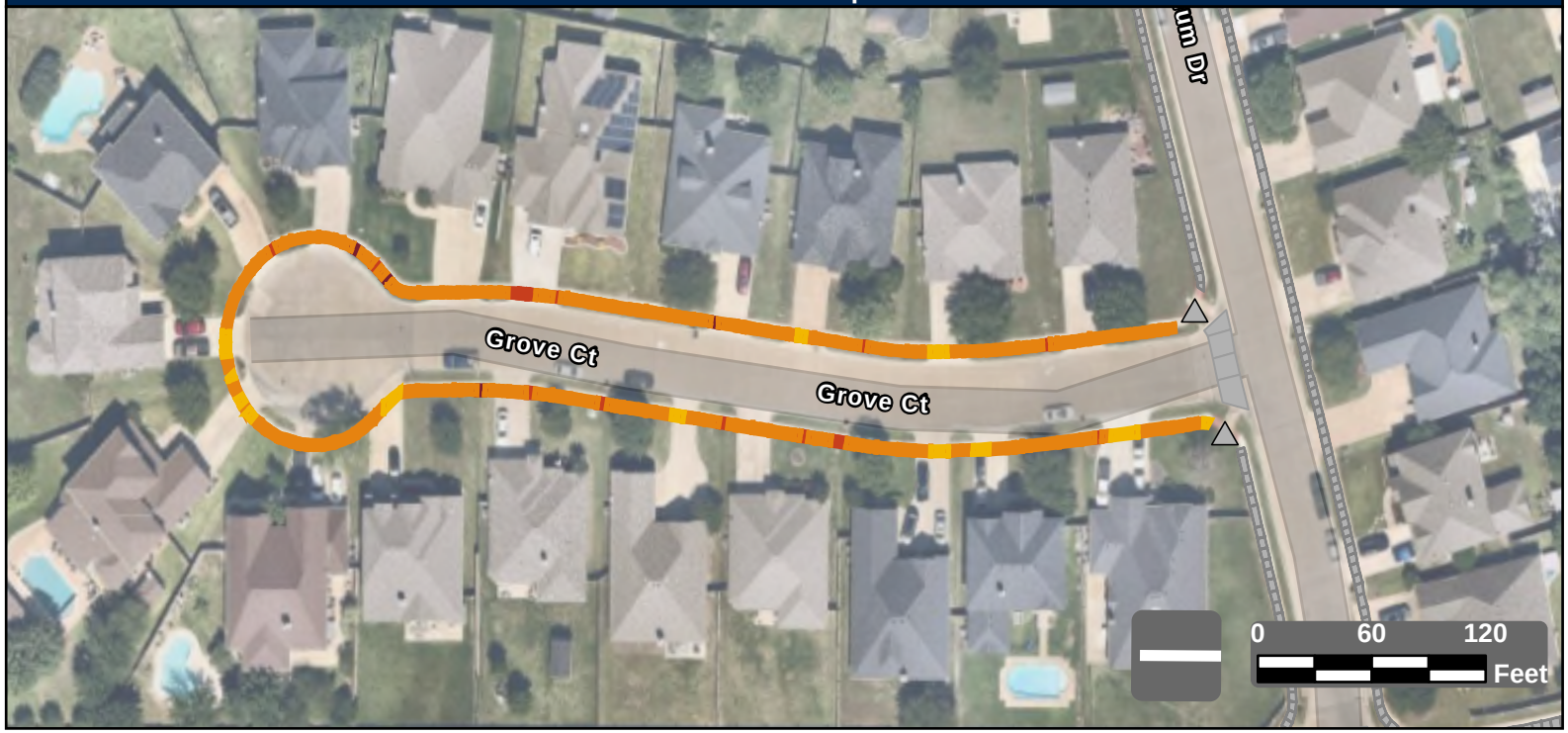

Facility Condition Summary

Sidewalks

Barrier Priority	Length (yd)		Cost
1	17	$	1,249
2	66	$	4,754
3	934	$	67,429
4	85	$	1,397
5	0	$	0
Total	1,102	$	74,828

Curb Ramps

Barrier Priority	Quantity		Cost
1	0	$	0
2	0	$	0
3	0	$	0
4	0	$	0
5	0	$	0
Total	0	$	0

Crosswalks

Barrier Priority	Length (yd)		Cost
1	0	$	0
2	0	$	0
3	0	$	0
4	0	$	0
5	0	$	0
Total	0	$	0

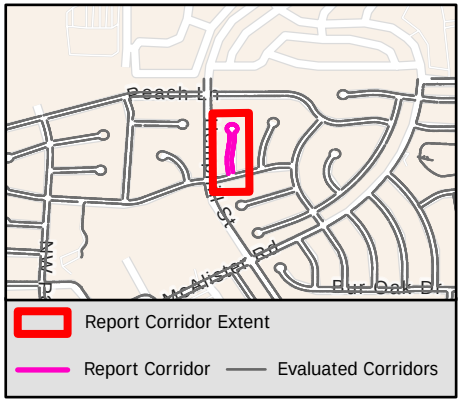

Sidewalk Barrier Summary

Pole	Quantity:	0
Fire Hydrant	Quantity:	0
Vault	Quantity:	0
Vegetation	Quantity:	0
Sign	Quantity:	0
Other	Quantity:	0

Missing Curb Ramps

Symbol	Quantity		Cost
	0	$	0

Curb Ramps Shown in Other Reports

Symbol	Quantity	Cost
	2	Other Report

Conceptual Budget Estimate Disclaimer

This "cost report" assigns a conceptual budget estimate to resolve non-compliance issues and was developed for planning purposes only. Kimley-Horn has no control over the cost of labor, materials, equipment, or over the Contractor's methods of determining prices or over competitive bidding or market conditions. Opinions of probable costs provided herein are based on the information known to Kimley-Horn at this time and represent only Kimley-Horn's judgment as a design professional familiar with the construction industry. Kimley-Horn cannot and does not guarantee that proposals, bids, or actual construction costs will not vary from its opinions of probable costs.

Sidewalk Barrier Conceptual Budget Summary

Sidewalk barriers are displayed for visual purposes only. Their associated costs are stored in the s yer, which is costed panel-by-panel in the Facility Priority Summary.

PROW Sidewalk Corridor Compliance Summary

Corridor

HACKBERRY CT

Corridor Score & Severity

Score: 3

MEDIUM

Corridor Cost Summary

Facility Type		Cost
Sidewalk	$	75,543
Crosswalks	$	0
Curb Ramps	$	0
Missing Ramps	$	0

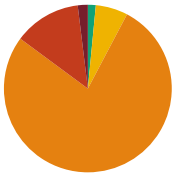

Sidewalk Barrier Priority Distribution

Priority	Percentage (%)
1	2%
2	13%
3	77%
4	6%
5	2%

Corridor Map

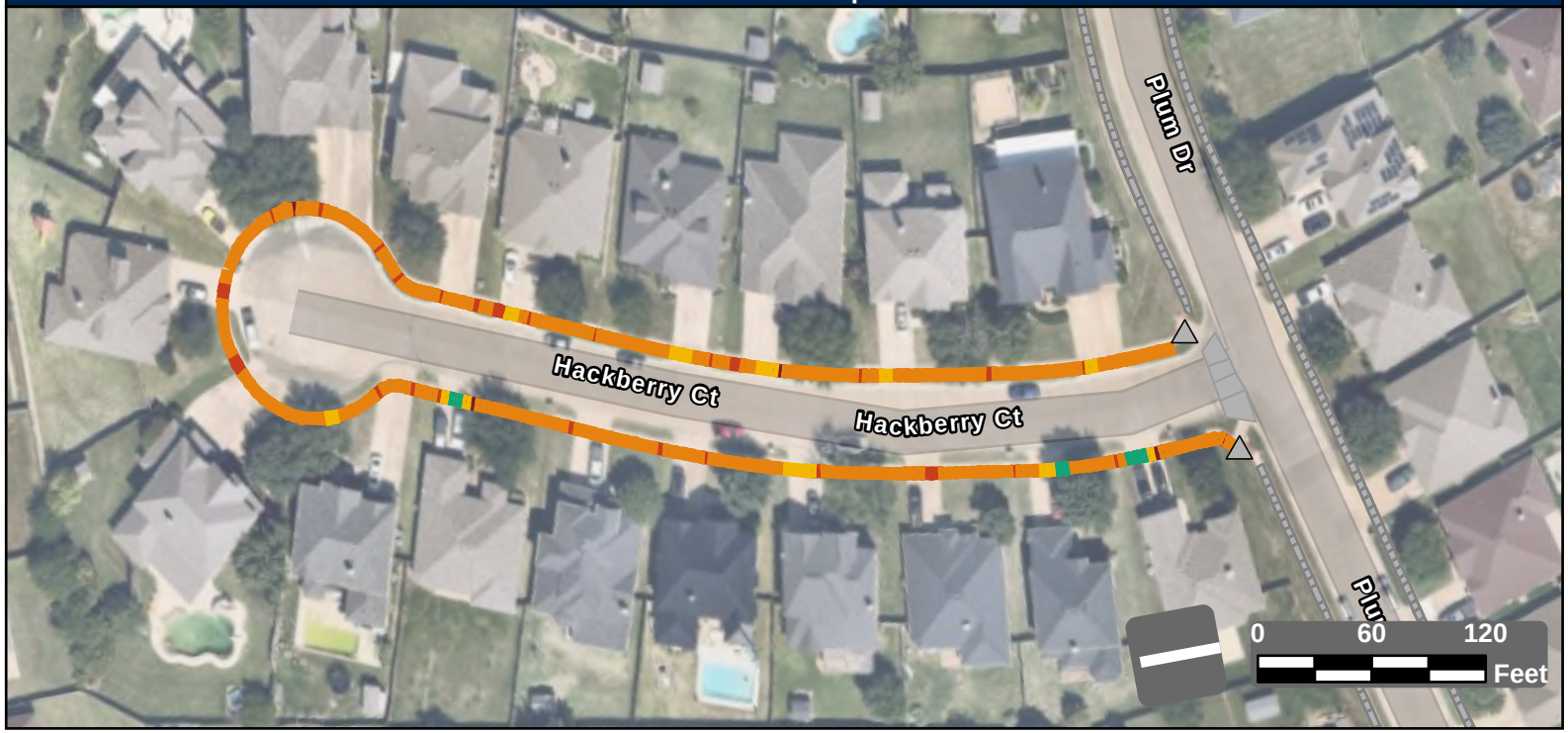

Facility Condition Summary

Sidewalks

Barrier Priority	Length (yd)		Cost
1	21	$	1,538
2	143	$	10,143
3	854	$	61,686
4	68	$	961
5	17	$	1,216
Total	1,103	$	75,543

Curb Ramps

Barrier Priority	Quantity		Cost
1	0	$	0
2	0	$	0
3	0	$	0
4	0	$	0
5	0	$	0
Total	0	$	0

Crosswalks

Barrier Priority	Length (yd)		Cost
1	0	$	0
2	0	$	0
3	0	$	0
4	0	$	0
5	0	$	0
Total	0	$	0

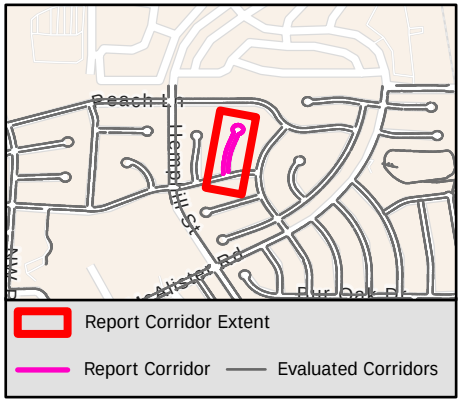

Sidewalk Barrier Summary

Pole	Quantity:	0
Fire Hydrant	Quantity:	0
Vault	Quantity:	0
Vegetation	Quantity:	0
Sign	Quantity:	0
Other	Quantity:	0

Missing Curb Ramps

Symbol	Quantity		Cost
	0	$	0

Curb Ramps Shown in Other Reports

Symbol	Quantity	Cost
	2	Other Report

Conceptual Budget Estimate Disclaimer

This "cost report" assigns a conceptual budget estimate to resolve non-compliance issues and was developed for planning purposes only. Kimley-Horn has no control over the cost of labor, materials, equipment, or over the Contractor's methods of determining prices or over competitive bidding or market conditions. Opinions of probable costs provided herein are based on the information known to Kimley-Horn at this time and represent only Kimley-Horn's judgment as a design professional familiar with the construction industry. Kimley-Horn cannot and does not guarantee that proposals, bids, or actual construction costs will not vary from its opinions of probable costs.

Sidewalk Barrier Conceptual Budget Summary

Sidewalk barriers are displayed for visual purposes only. Their associated costs are stored in the s yer, which is costed panel-by-panel in the Facility Priority Summary.

PROW Sidewalk Corridor Compliance Summary

Corridor

HALEY LN

Corridor Score & Severity

Score: 5

LOW

Corridor Cost Summary

Facility Type		Cost
Sidewalk	$	115,544
Crosswalks	$	0
Curb Ramps	$	25,350
Missing Ramps	$	0

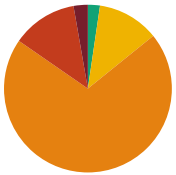

Sidewalk Barrier Priority Distribution

Priority	Percentage (%)
1	3%
2	13%
3	70%
4	12%
5	2%

Corridor Map



Facility Condition Summary

Sidewalks

Barrier Priority	Length (yd)		Cost
1	45	$	3,095
2	207	$	14,286
3	1,155	$	83,397
4	195	$	12,033
5	38	$	2,732
Total	1,639	$	115,544

Curb Ramps

Barrier Priority	Quantity		Cost
1	0	$	0
2	3	$	25,350
3	0	$	0
4	0	$	0
5	0	$	0
Total	3	$	25,350

Crosswalks

Barrier Priority	Length (yd)		Cost
1	0	$	0
2	0	$	0
3	5	$	0
4	0	$	0
5	123	$	
Total	128	$	0

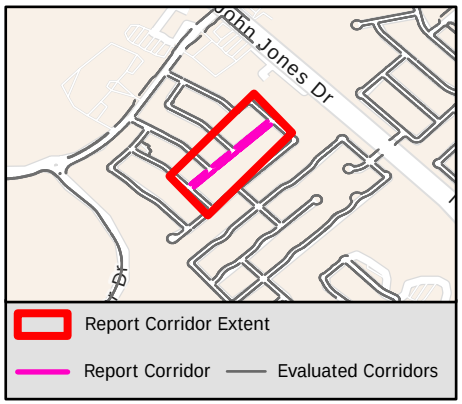

Sidewalk Barrier Summary

Pole	Quantity:	0
Fire Hydrant	Quantity:	0
Vault	Quantity:	0
Vegetation	Quantity:	0
Sign	Quantity:	0
Other	Quantity:	0

Missing Curb Ramps

Symbol	Quantity		Cost
	0	$	0

Curb Ramps Shown in Other Reports

Symbol	Quantity	Cost
	11	Other Report

Conceptual Budget Estimate Disclaimer

This "cost report" assigns a conceptual budget estimate to resolve non-compliance issues and was developed for planning purposes only. Kimley-Horn has no control over the cost of labor, materials, equipment, or over the Contractor's methods of determining prices or over competitive bidding or market conditions. Opinions of probable costs provided herein are based on the information known to Kimley-Horn at this time and represent only Kimley-Horn's judgment as a design professional familiar with the construction industry. Kimley-Horn cannot and does not guarantee that proposals, bids, or actual construction costs will not vary from its opinions of probable costs.

Sidewalk Barrier Conceptual Budget Summary

Sidewalk barriers are displayed for visual purposes only. Their associated costs are stored in the s yer, which is costed panel-by-panel in the Facility Priority Summary.

PROW Sidewalk Corridor Compliance Summary

Corridor

HAMPSHIRE DR

Corridor Score & Severity

Score: 2

HIGH

Corridor Cost Summary

Facility Type		Cost
Sidewalk	$	3,879
Crosswalks	$	0
Curb Ramps	$	17,850
Missing Ramps	$	0

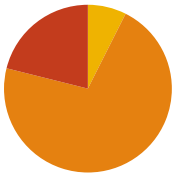

Sidewalk Barrier Priority Distribution

Priority	Percentage (%)
1	0%
2	21%
3	71%
4	7%
5	0%

Corridor Map



Facility Condition Summary

Sidewalks

Barrier Priority	Length (yd)		Cost
1	0	$	0
2	12	$	883
3	41	$	2,996
4	4	$	0
5	0	$	0
Total	58	$	3,879

Curb Ramps

Barrier Priority	Quantity		Cost
1	0	$	0
2	3	$	17,850
3	0	$	0
4	0	$	0
5	0	$	0
Total	3	$	17,850

Crosswalks

Barrier Priority	Length (yd)		Cost
1	0	$	0
2	0	$	0
3	0	$	0
4	0	$	0
5	0	$	0
Total	0	$	0

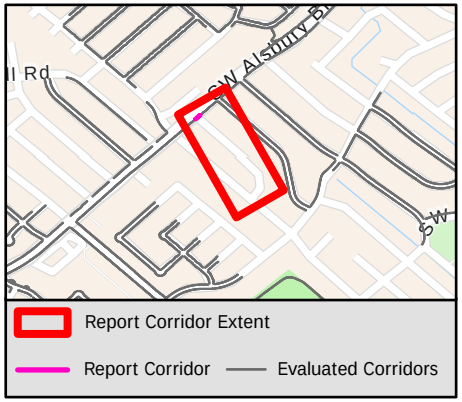

Sidewalk Barrier Summary

Pole	Quantity:	0
Fire Hydrant	Quantity:	0
Vault	Quantity:	0
Vegetation	Quantity:	0
Sign	Quantity:	0
Other	Quantity:	0

Missing Curb Ramps

Symbol	Quantity		Cost
	0	$	0

Curb Ramps Shown in Other Reports

Symbol	Quantity	Cost
	3	Other Report

Conceptual Budget Estimate Disclaimer

This "cost report" assigns a conceptual budget estimate to resolve non-compliance issues and was developed for planning purposes only. Kimley-Horn has no control over the cost of labor, materials, equipment, or over the Contractor's methods of determining prices or over competitive bidding or market conditions. Opinions of probable costs provided herein are based on the information known to Kimley-Horn at this time and represent only Kimley-Horn's judgment as a design professional familiar with the construction industry. Kimley-Horn cannot and does not guarantee that proposals, bids, or actual construction costs will not vary from its opinions of probable costs.

Sidewalk Barrier Conceptual Budget Summary

Sidewalk barriers are displayed for visual purposes only. Their associated costs are stored in the s yer, which is costed panel-by-panel in the Facility Priority Summary.

PROW Sidewalk Corridor Compliance Summary

Corridor

HAMPTON PLACE

Corridor Score & Severity

Score: 2

HIGH

Corridor Cost Summary

Facility Type		Cost
Sidewalk	$	15,248
Crosswalks	$	0
Curb Ramps	$	7,450
Missing Ramps	$	0



Sidewalk Barrier Priority Distribution

Priority	Percentage (%)
1	0%
2	9%
3	7%
4	36%
5	48%

Corridor Map



Facility Condition Summary

Sidewalks

Barrier Priority	Length (yd)		Cost
1	0	$	0
2	33	$	2,305
3	24	$	1,748
4	130	$	7,380
5	173	$	3,814
Total	360	$	15,248

Curb Ramps

Barrier Priority	Quantity		Cost
1	0	$	0
2	1	$	7,450
3	0	$	0
4	0	$	0
5	0	$	0
Total	1	$	7,450

Crosswalks

Barrier Priority	Length (yd)		Cost
1	0	$	0
2	0	$	0
3	0	$	0
4	0	$	0
5	0	$	0
Total	0	$	0

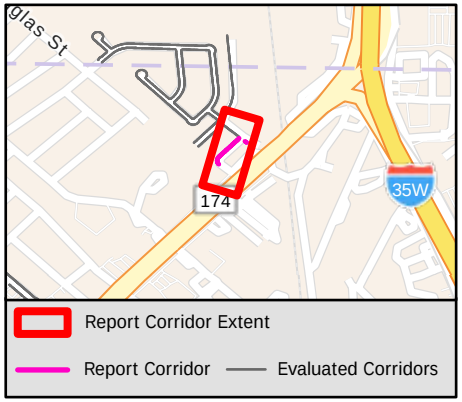

Sidewalk Barrier Summary

Pole	Quantity:	0
Fire Hydrant	Quantity:	0
Vault	Quantity:	0
Vegetation	Quantity:	0
Sign	Quantity:	0
Other	Quantity:	0

Missing Curb Ramps

Symbol	Quantity		Cost
	0	$	0

Curb Ramps Shown in Other Reports

Symbol	Quantity	Cost
	3	Other Report

Conceptual Budget Estimate Disclaimer

This "cost report" assigns a conceptual budget estimate to resolve non-compliance issues and was developed for planning purposes only. Kimley-Horn has no control over the cost of labor, materials, equipment, or over the Contractor's methods of determining prices or over competitive bidding or market conditions. Opinions of probable costs provided herein are based on the information known to Kimley-Horn at this time and represent only Kimley-Horn's judgment as a design professional familiar with the construction industry. Kimley-Horn cannot and does not guarantee that proposals, bids, or actual construction costs will not vary from its opinions of probable costs.

Sidewalk Barrier Conceptual Budget Summary

Sidewalk barriers are displayed for visual purposes only. Their associated costs are stored in the s yer, which is costed panel-by-panel in the Facility Priority Summary.

PROW Sidewalk Corridor Compliance Summary

Corridor

HANNAH ST

Corridor Score & Severity

Score: 3
MEDIUM

Corridor Cost Summary

Facility Type		Cost
Sidewalk	$	47,238
Crosswalks	$	0
Curb Ramps	$	0
Missing Ramps	$	0

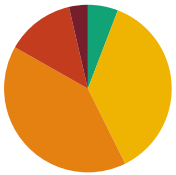

Sidewalk Barrier Priority Distribution

Priority	Percentage (%)
1	4%
2	13%
3	41%
4	37%
5	6%

Corridor Map



Facility Condition Summary

Sidewalks

Barrier Priority	Length (yd)		Cost
1	29	$	1,958
2	104	$	6,939
3	322	$	23,257
4	293	$	11,752
5	46	$	3,332
Total	794	$	47,238

Curb Ramps

Barrier Priority	Quantity		Cost
1	0	$	0
2	0	$	0
3	0	$	0
4	0	$	0
5	0	$	0
Total	0	$	0

Crosswalks

Barrier Priority	Length (yd)		Cost
1	0	$	0
2	0	$	0
3	0	$	0
4	0	$	0
5	0	$	0
Total	0	$	0

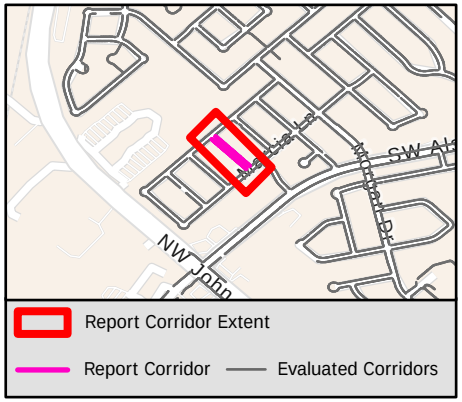

Sidewalk Barrier Summary

Pole	Quantity:	0
Fire Hydrant	Quantity:	0
Vault	Quantity:	0
Vegetation	Quantity:	0
Sign	Quantity:	0
Other	Quantity:	0

Missing Curb Ramps

Symbol	Quantity		Cost
	0	$	0

Curb Ramps Shown in Other Reports

Symbol	Quantity	Cost
	6	Other Report

Conceptual Budget Estimate Disclaimer

This "cost report" assigns a conceptual budget estimate to resolve non-compliance issues and was developed for planning purposes only. Kimley-Horn has no control over the cost of labor, materials, equipment, or over the Contractor's methods of determining prices or over competitive bidding or market conditions. Opinions of probable costs provided herein are based on the information known to Kimley-Horn at this time and represent only Kimley-Horn's judgment as a design professional familiar with the construction industry. Kimley-Horn cannot and does not guarantee that proposals, bids, or actual construction costs will not vary from its opinions of probable costs.

Sidewalk Barrier Conceptual Budget Summary

Sidewalk barriers are displayed for visual purposes only. Their associated costs are stored in the s yer, which is costed panel-by-panel in the Facility Priority Summary.

PROW Sidewalk Corridor Compliance Summary

Corridor

HANOVER ST

Corridor Score & Severity

Score: 4
MEDIUM

Corridor Cost Summary

Facility Type		Cost
Sidewalk	$	75,640
Crosswalks	$	0
Curb Ramps	$	13,400
Missing Ramps	$	7,000

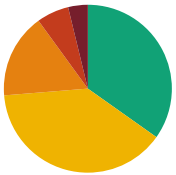

Sidewalk Barrier Priority Distribution

Priority	Percentage (%)
1	4%
2	6%
3	16%
4	39%
5	35%

Corridor Map

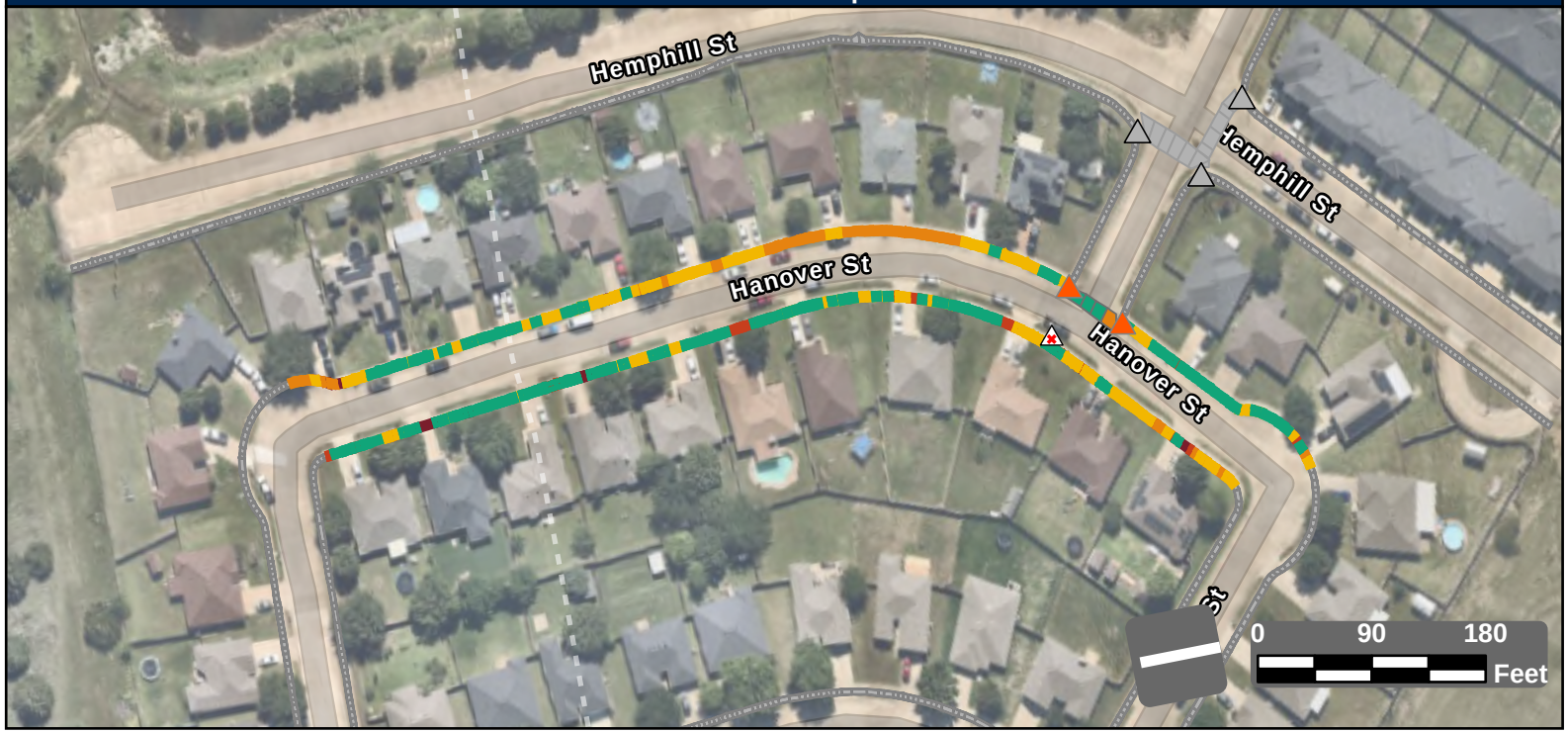

Facility Condition Summary

Sidewalks

Barrier Priority	Length (yd)		Cost
1	53	$	3,258
2	86	$	5,288
3	226	$	16,641
4	541	$	33,614
5	484	$	16,839
Total	1,390	$	75,640

Curb Ramps

Barrier Priority	Quantity		Cost
1	0	$	0
2	2	$	13,400
3	0	$	0
4	0	$	0
5	0	$	0
Total	2	$	13,400

Crosswalks

Barrier Priority	Length (yd)		Cost
1	0	$	0
2	0	$	0
3	15	$	0
4	0	$	0
5	34	$	
Total	49	$	0

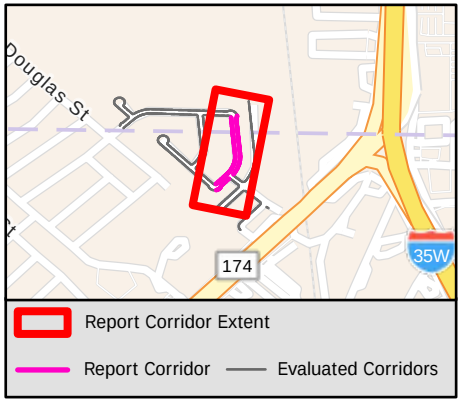

Sidewalk Barrier Summary

Pole	Quantity:	0
Fire Hydrant	Quantity:	0
Vault	Quantity:	0
Vegetation	Quantity:	0
Sign	Quantity:	0
Other	Quantity:	0

Missing Curb Ramps

Symbol	Quantity		Cost
	1	$	7,000

Curb Ramps Shown in Other Reports

Symbol	Quantity	Cost
	3	Other Report

Conceptual Budget Estimate Disclaimer

This "cost report" assigns a conceptual budget estimate to resolve non-compliance issues and was developed for planning purposes only. Kimley-Horn has no control over the cost of labor, materials, equipment, or over the Contractor's methods of determining prices or over competitive bidding or market conditions. Opinions of probable costs provided herein are based on the information known to Kimley-Horn at this time and represent only Kimley-Horn's judgment as a design professional familiar with the construction industry. Kimley-Horn cannot and does not guarantee that proposals, bids, or actual construction costs will not vary from its opinions of probable costs.

Sidewalk Barrier Conceptual Budget Summary

Sidewalk barriers are displayed for visual purposes only. Their associated costs are stored in the s yer, which is costed panel-by-panel in the Facility Priority Summary.

PROW Sidewalk Corridor Compliance Summary

Corridor

HAWKS RIDGE TRL

Corridor Score & Severity

Score: 5

LOW

Corridor Cost Summary

Facility Type		Cost
Sidewalk	$	51,006
Crosswalks	$	1,843
Curb Ramps	$	17,250
Missing Ramps	$	21,000

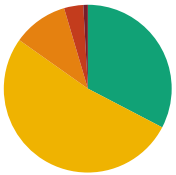

Sidewalk Barrier Priority Distribution

Priority	Percentage (%)
1	1%
2	4%
3	11%
4	52%
5	33%

Corridor Map

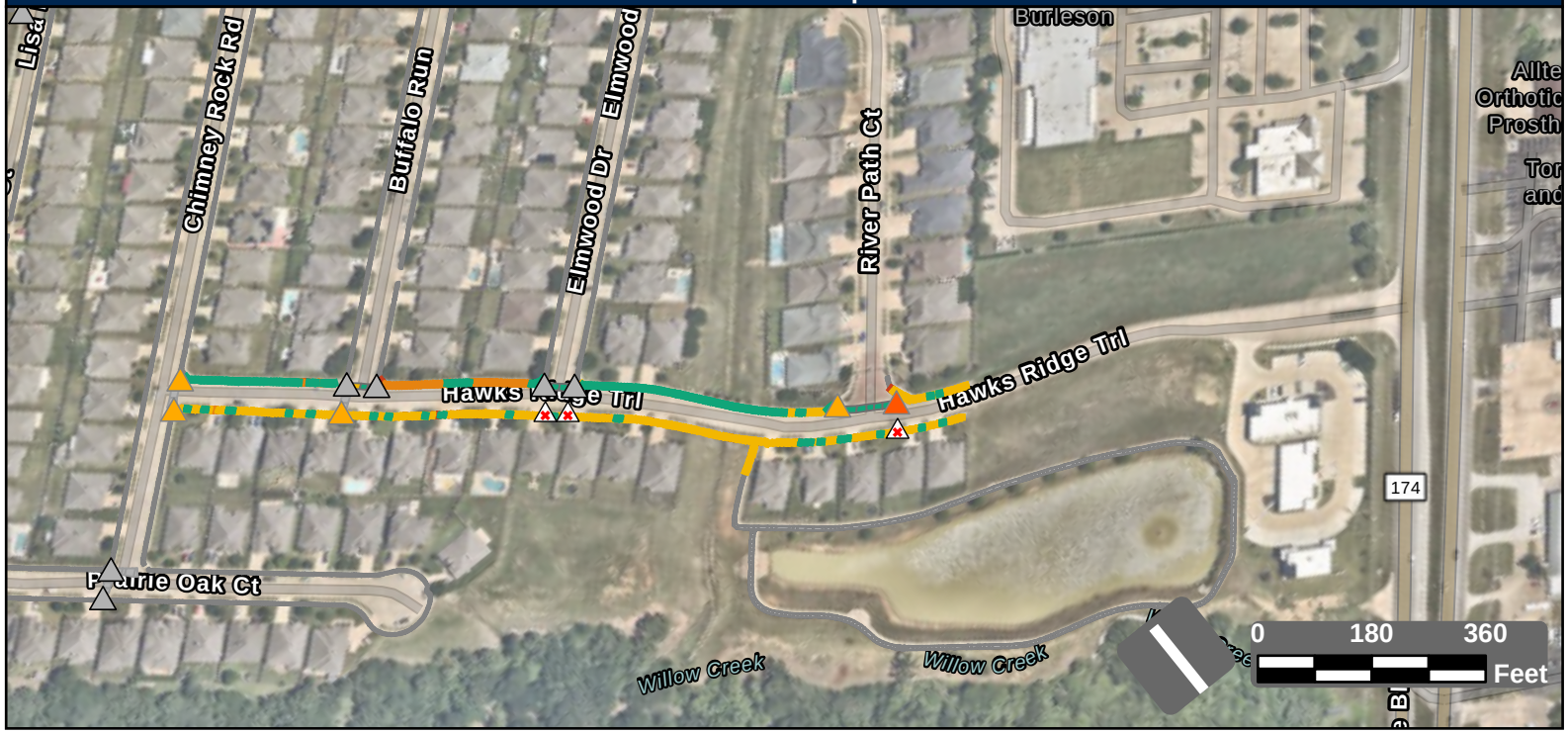

Facility Condition Summary

Sidewalks

Barrier Priority	Length (yd)		Cost
1	17	$	933
2	71	$	3,883
3	205	$	14,817
4	1,006	$	21,954
5	629	$	9,418
Total	1,928	$	51,006

Curb Ramps

Barrier Priority	Quantity		Cost
1	0	$	0
2	1	$	5,950
3	4	$	11,300
4	0	$	0
5	0	$	0
Total	5	$	17,250

Crosswalks

Barrier Priority	Length (yd)		Cost
1	0	$	0
2	0	$	0
3	0	$	0
4	19	$	1,843
5	145	$	
Total	164	$	1,843

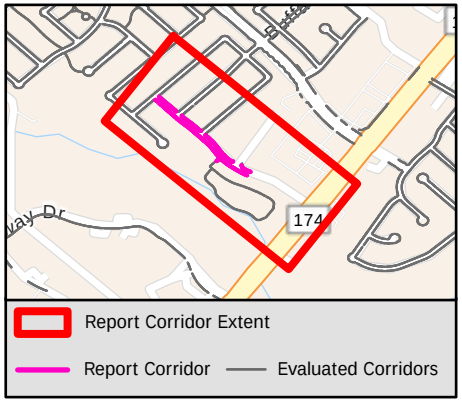

Sidewalk Barrier Summary

Pole	Quantity:	0
Fire Hydrant	Quantity:	0
Vault	Quantity:	0
Vegetation	Quantity:	0
Sign	Quantity:	0
Other	Quantity:	0

Missing Curb Ramps

Symbol	Quantity		Cost
	3	$	21,000

Curb Ramps Shown in Other Reports

Symbol	Quantity	Cost
	7	Other Report

Conceptual Budget Estimate Disclaimer

This "cost report" assigns a conceptual budget estimate to resolve non-compliance issues and was developed for planning purposes only. Kimley-Horn has no control over the cost of labor, materials, equipment, or over the Contractor's methods of determining prices or over competitive bidding or market conditions. Opinions of probable costs provided herein are based on the information known to Kimley-Horn at this time and represent only Kimley-Horn's judgment as a design professional familiar with the construction industry. Kimley-Horn cannot and does not guarantee that proposals, bids, or actual construction costs will not vary from its opinions of probable costs.

Sidewalk Barrier Conceptual Budget Summary

Sidewalk barriers are displayed for visual purposes only. Their associated costs are stored in the s… yer, which is costed panel-by-panel in the Facility Priority Summary.

1866

PROW Sidewalk Corridor Compliance Summary

Corridor

HEARTHSTONE DR

Corridor Score & Severity

Score: 5

LOW

Corridor Cost Summary

Facility Type		Cost
Sidewalk	$	360,085
Crosswalks	$	812
Curb Ramps	$	53,700
Missing Ramps	$	0

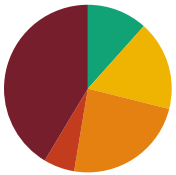

Sidewalk Barrier Priority Distribution

Priority	Percentage (%)
1	41%
2	6%
3	24%
4	17%
5	12%

Corridor Map

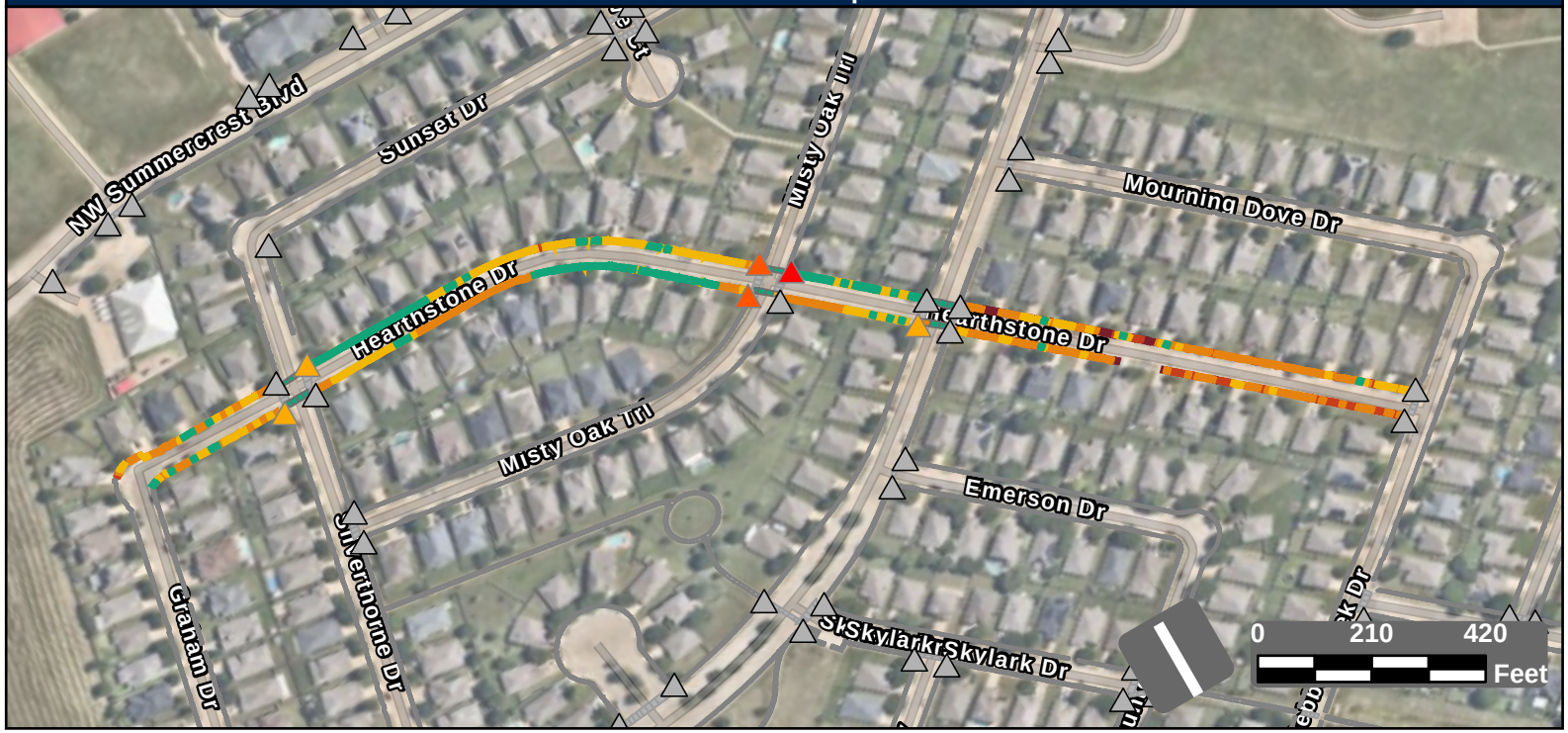

Facility Condition Summary

Sidewalks

Barrier Priority	Length (yd)		Cost
1	2,512	$	181,445
2	362	$	24,386
3	1,438	$	103,820
4	1,050	$	36,676
5	705	$	13,758
Total	6,066	$	360,085

Curb Ramps

Barrier Priority	Quantity		Cost
1	1	$	8,950
2	2	$	17,900
3	3	$	26,850
4	0	$	0
5	0	$	0
Total	6	$	53,700

Crosswalks

Barrier Priority	Length (yd)		Cost
1	0	$	0
2	0	$	0
3	24	$	0
4	8	$	812
5	260	$	0
Total	292	$	812

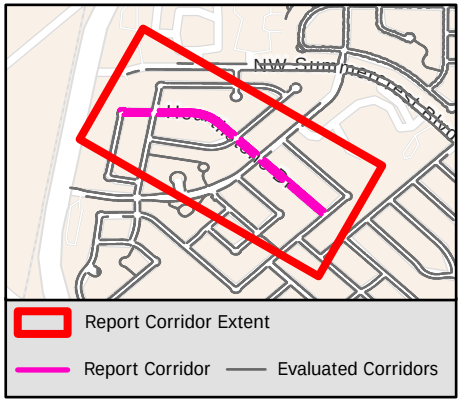

Sidewalk Barrier Summary

Pole	Quantity:	0
Fire Hydrant	Quantity:	0
Vault	Quantity:	0
Vegetation	Quantity:	0
Sign	Quantity:	0
Other	Quantity:	0

Missing Curb Ramps

Symbol	Quantity		Cost
	0	$	0

Curb Ramps Shown in Other Reports

Symbol	Quantity	Cost
	41	Other Report

Conceptual Budget Estimate Disclaimer

This "cost report" assigns a conceptual budget estimate to resolve non-compliance issues and was developed for planning purposes only. Kimley-Horn has no control over the cost of labor, materials, equipment, or over the Contractor's methods of determining prices or over competitive bidding or market conditions. Opinions of probable costs provided herein are based on the information known to Kimley-Horn at this time and represent only Kimley-Horn's judgment as a design professional familiar with the construction industry. Kimley-Horn cannot and does not guarantee that proposals, bids, or actual construction costs will not vary from its opinions of probable costs.

Sidewalk Barrier Conceptual Budget Summary

Sidewalk barriers are displayed for visual purposes only. Their associated costs are stored in the s yer, which is costed panel-by-panel in the Facility Priority Summary.

PROW Sidewalk Corridor Compliance Summary

Corridor

HEATHER ST

Corridor Score & Severity

Score: 4
MEDIUM

Corridor Cost Summary

Facility Type		Cost
Sidewalk	$	36,492
Crosswalks	$	0
Curb Ramps	$	0
Missing Ramps	$	0

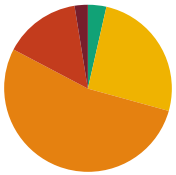

Sidewalk Barrier Priority Distribution

Priority	Percentage (%)
1	3%
2	15%
3	53%
4	26%
5	4%

Corridor Map

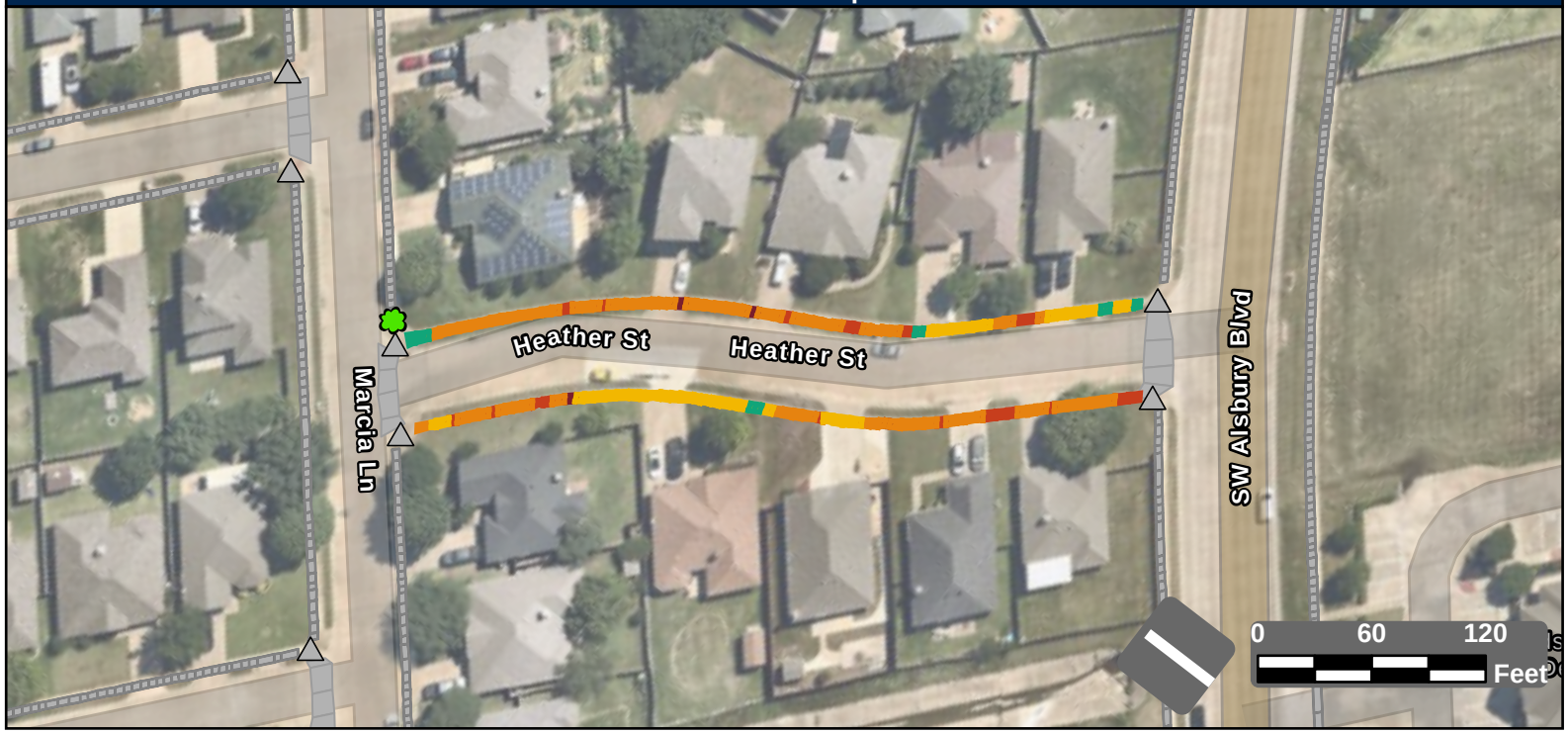

Facility Condition Summary

Sidewalks

Barrier Priority	Length (yd)		Cost
1	15	$	1,091
2	87	$	6,119
3	316	$	22,796
4	152	$	5,513
5	21	$	973
Total	591	$	36,492

Curb Ramps

Barrier Priority	Quantity		Cost
1	0	$	0
2	0	$	0
3	0	$	0
4	0	$	0
5	0	$	0
Total	0	$	0

Crosswalks

Barrier Priority	Length (yd)		Cost
1	0	$	0
2	0	$	0
3	0	$	0
4	0	$	0
5	0	$	0
Total	0	$	0

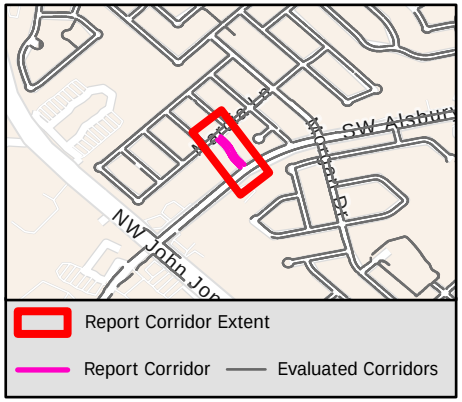

Sidewalk Barrier Summary

Pole	Quantity:	0
Fire Hydrant	Quantity:	0
Vault	Quantity:	0
Vegetation	Quantity:	1
Sign	Quantity:	0
Other	Quantity:	0

Missing Curb Ramps

Symbol	Quantity		Cost
	0	$	0

Curb Ramps Shown in Other Reports

Symbol	Quantity	Cost
	7	Other Report

Conceptual Budget Estimate Disclaimer

This "cost report" assigns a conceptual budget estimate to resolve non-compliance issues and was developed for planning purposes only. Kimley-Horn has no control over the cost of labor, materials, equipment, or over the Contractor's methods of determining prices or over competitive bidding or market conditions. Opinions of probable costs provided herein are based on the information known to Kimley-Horn at this time and represent only Kimley-Horn's judgment as a design professional familiar with the construction industry. Kimley-Horn cannot and does not guarantee that proposals, bids, or actual construction costs will not vary from its opinions of probable costs.

Sidewalk Barrier Conceptual Budget Summary

Sidewalk barriers are displayed for visual purposes only. Their associated costs are stored in the s yer, which is costed panel-by-panel in the Facility Priority Summary.

PROW Sidewalk Corridor Compliance Summary

Corridor

HEBERLE DR

Corridor Score & Severity

Score: 4

MEDIUM

Corridor Cost Summary

Facility Type		Cost
Sidewalk	$	281,780
Crosswalks	$	19,942
Curb Ramps	$	5,950
Missing Ramps	$	63,000

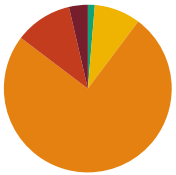

Sidewalk Barrier Priority Distribution

Priority	Percentage (%)
1	4%
2	11%
3	75%
4	9%
5	1%

Corridor Map

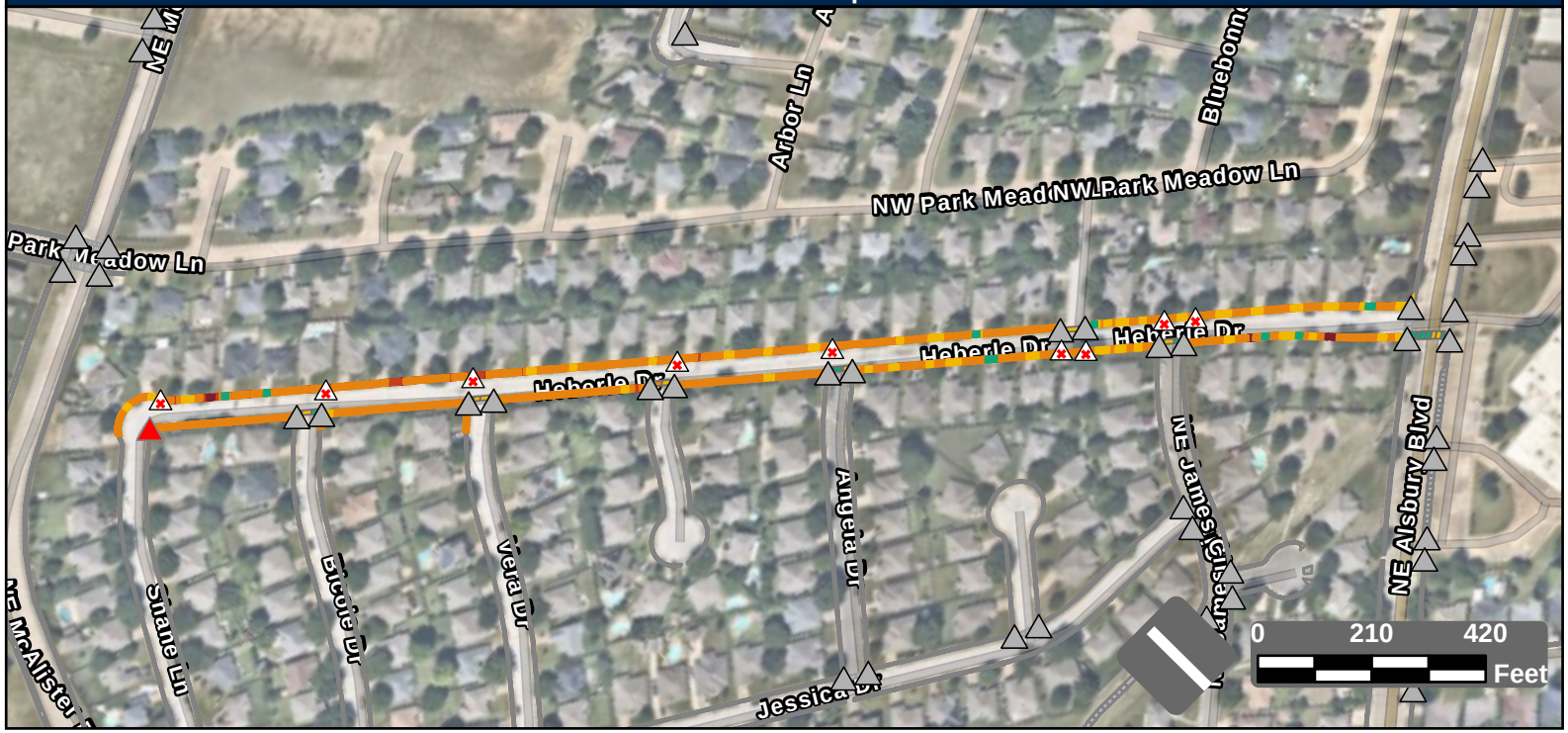

Facility Condition Summary

Sidewalks

Barrier Priority	Length (yd)		Cost
1	149	$	10,578
2	453	$	32,432
3	3,079	$	222,414
4	365	$	13,921
5	55	$	2,435
Total	4,101	$	281,780

Curb Ramps

Barrier Priority	Quantity		Cost
1	1	$	5,950
2	0	$	0
3	0	$	0
4	0	$	0
5	0	$	0
Total	1	$	5,950

Crosswalks

Barrier Priority	Length (yd)		Cost
1	0	$	0
2	7	$	1,309
3	21	$	2,054
4	159	$	16,579
5	177	$	0
Total	364	$	19,942

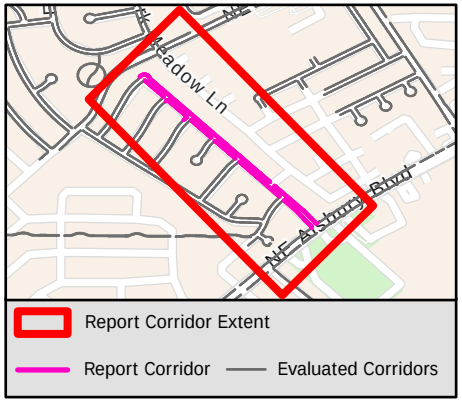

Sidewalk Barrier Summary

Pole	Quantity:	0
Fire Hydrant	Quantity:	0
Vault	Quantity:	0
Vegetation	Quantity:	0
Sign	Quantity:	0
Other	Quantity:	0

Missing Curb Ramps

Symbol	Quantity		Cost
	9	$	63,000

Curb Ramps Shown in Other Reports

Symbol	Quantity	Cost
	43	Other Report

Conceptual Budget Estimate Disclaimer

This "cost report" assigns a conceptual budget estimate to resolve non-compliance issues and was developed for planning purposes only. Kimley-Horn has no control over the cost of labor, materials, equipment, or over the Contractor's methods of determining prices or over competitive bidding or market conditions. Opinions of probable costs provided herein are based on the information known to Kimley-Horn at this time and represent only Kimley-Horn's judgment as a design professional familiar with the construction industry. Kimley-Horn cannot and does not guarantee that proposals, bids, or actual construction costs will not vary from its opinions of probable costs.

Sidewalk Barrier Conceptual Budget Summary

Sidewalk barriers are displayed for visual purposes only. Their associated costs are stored in the s yer, which is costed panel-by-panel in the Facility Priority Summary.

PROW Sidewalk Corridor Compliance Summary

Corridor

HEMPHILL ST

Corridor Score & Severity

Score: 3

MEDIUM

Corridor Cost Summary

Facility Type		Cost
Sidewalk	$	68,549
Crosswalks	$	46,326
Curb Ramps	$	7,450
Missing Ramps	$	28,000

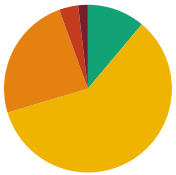

Sidewalk Barrier Priority Distribution

Priority	Percentage (%)
1	2%
2	4%
3	38%
4	35%
5	22%

Corridor Map

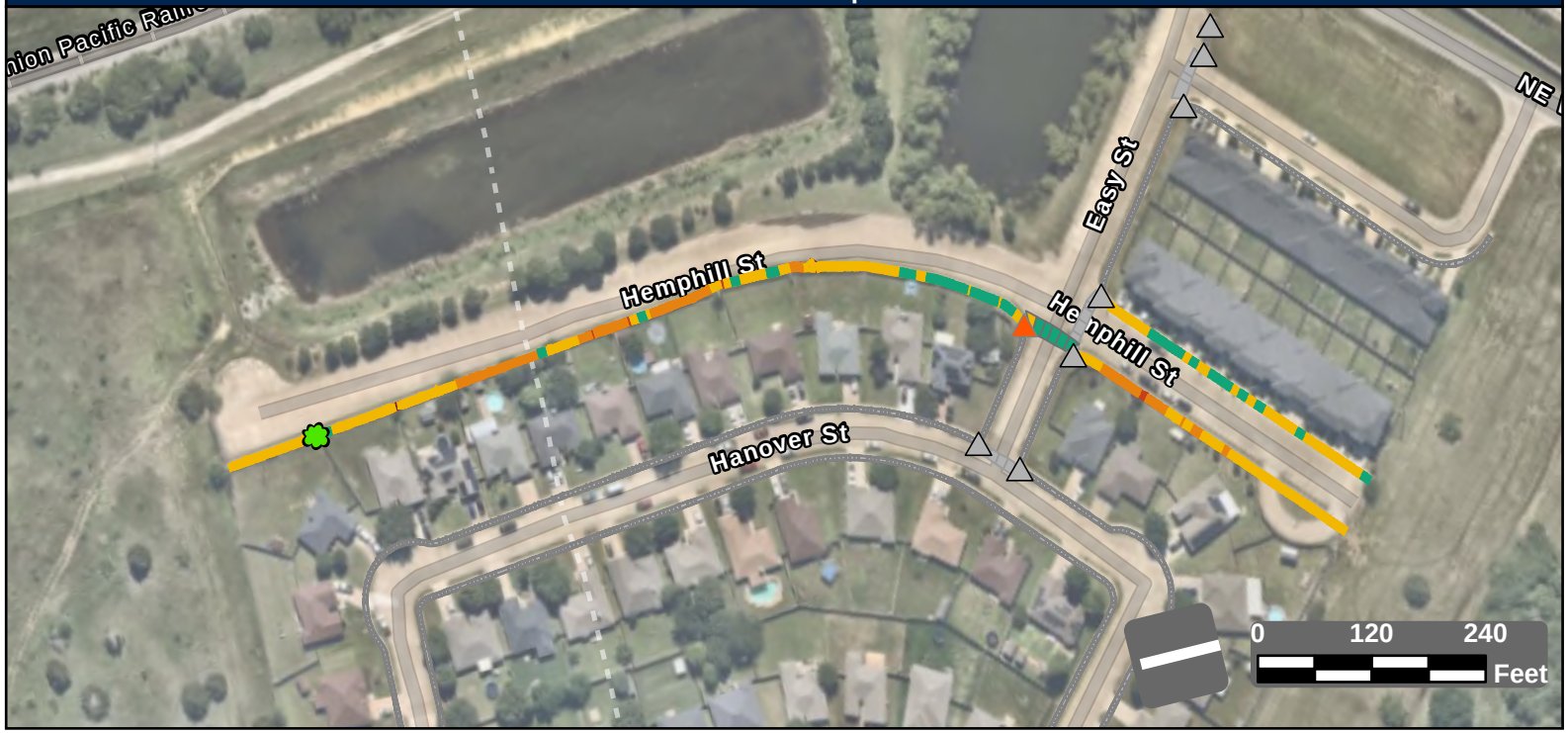

Facility Condition Summary

Sidewalks

Barrier Priority	Length (yd)		Cost
1	123	$	8,385
2	352	$	20,007
3	2,957	$	213,573
4	2,745	$	96,032
5	1,703	$	40,316
Total	1,411	$	68,549

Curb Ramps

Barrier Priority	Quantity		Cost
1	0	$	0
2	9	$	65,550
3	6	$	49,200
4	0	$	0
5	0	$	0
Total	1	$	7,450

Crosswalks

Barrier Priority	Length (yd)		Cost
1	0	$	0
2	16	$	3,126
3	10	$	0
4	414	$	43,200
5	460	$	0
Total	89	$	1,229

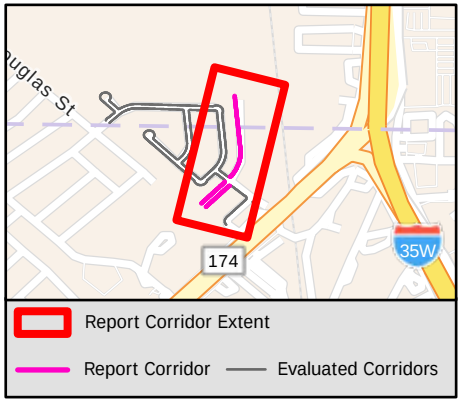

Sidewalk Barrier Summary

Pole	Quantity:	0
Fire Hydrant	Quantity:	0
Vault	Quantity:	0
Vegetation	Quantity:	4
Sign	Quantity:	0
Other	Quantity:	0

Missing Curb Ramps

Symbol	Quantity		Cost
	4	$	28,000

Curb Ramps Shown in Other Reports

Symbol	Quantity	Cost
	7	Other Report

Conceptual Budget Estimate Disclaimer

This "cost report" assigns a conceptual budget estimate to resolve non-compliance issues and was developed for planning purposes only. Kimley-Horn has no control over the cost of labor, materials, equipment, or over the Contractor's methods of determining prices or over competitive bidding or market conditions. Opinions of probable costs provided herein are based on the information known to Kimley-Horn at this time and represent only Kimley-Horn's judgment as a design professional familiar with the construction industry. Kimley-Horn cannot and does not guarantee that proposals, bids, or actual construction costs will not vary from its opinions of probable costs.

Sidewalk Barrier Conceptual Budget Summary

Sidewalk barriers are displayed for visual purposes only. Their associated costs are stored in the s yer, which is costed panel-by-panel in the Facility Priority Summary.

PROW Sidewalk Corridor Compliance Summary

Corridor

HEMPHILL ST

Corridor Score & Severity

Score: 3
MEDIUM

Corridor Cost Summary

Facility Type		Cost
Sidewalk	$	309,764
Crosswalks	$	46,326
Curb Ramps	$	107,300
Missing Ramps	$	28,000

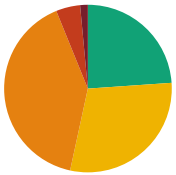

Sidewalk Barrier Priority Distribution

Priority	Percentage (%)
1	2%
2	4%
3	38%
4	35%
5	22%

Corridor Map

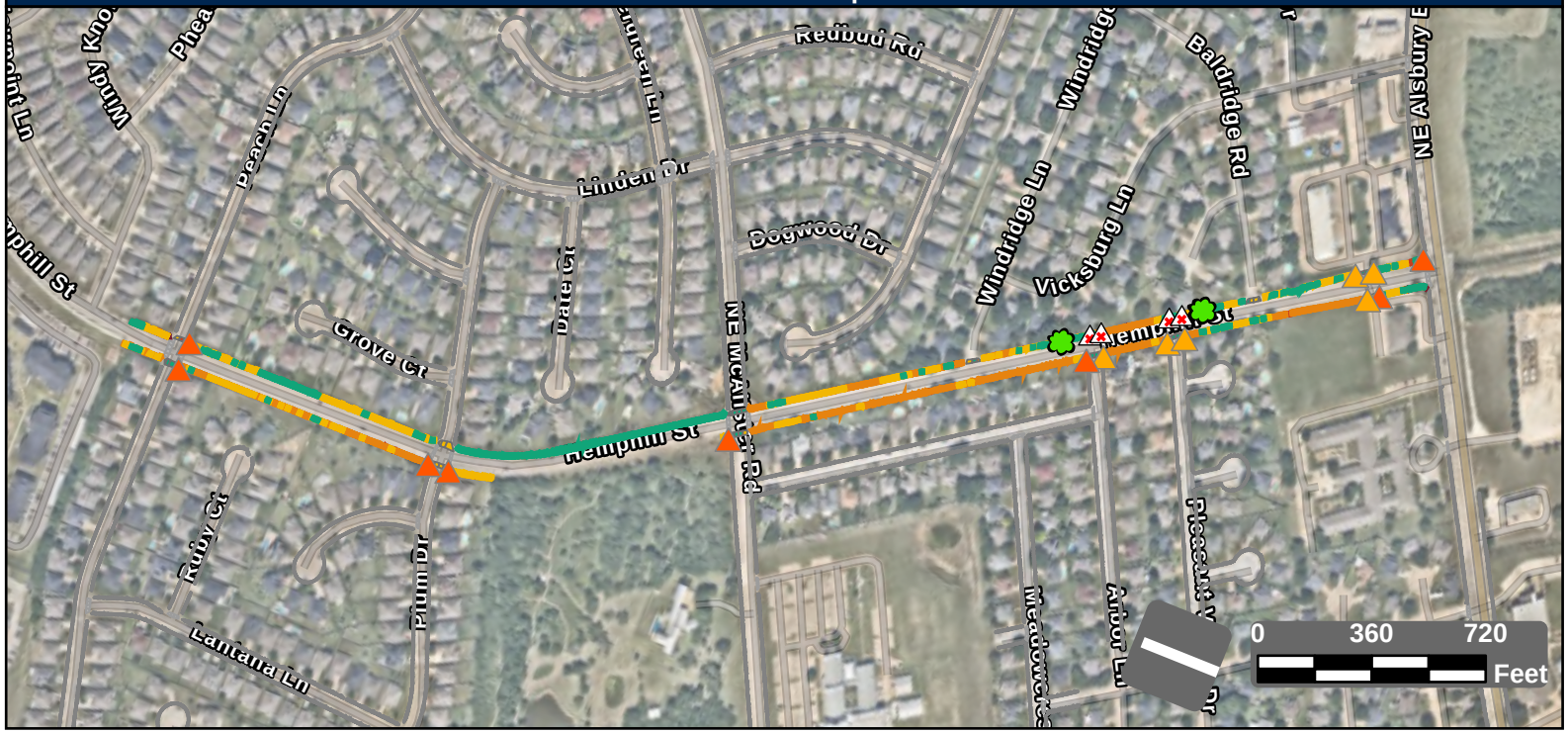

Facility Condition Summary

Sidewalks

Barrier Priority	Length (yd)		Cost
1	123	$	8,385
2	352	$	20,007
3	2,957	$	213,573
4	2,745	$	96,032
5	1,703	$	40,316
Total	6,470	$	309,764

Curb Ramps

Barrier Priority	Quantity		Cost
1	0	$	0
2	9	$	65,550
3	6	$	49,200
4	0	$	0
5	0	$	0
Total	14	$	107,300

Crosswalks

Barrier Priority	Length (yd)		Cost
1	0	$	0
2	16	$	3,126
3	10	$	0
4	414	$	43,200
5	460	$	0
Total	811	$	45,097

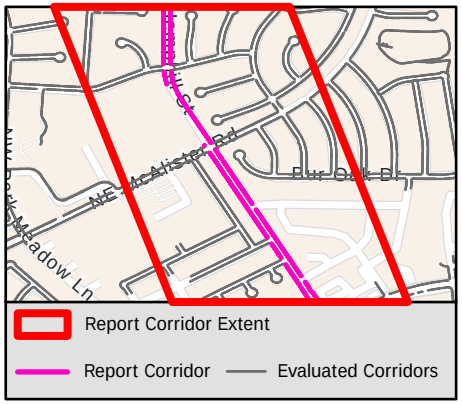

Sidewalk Barrier Summary

Pole	Quantity:	0
Fire Hydrant	Quantity:	0
Vault	Quantity:	0
Vegetation	Quantity:	4
Sign	Quantity:	0
Other	Quantity:	0

Missing Curb Ramps

Symbol	Quantity		Cost
	4	$	28,000

Curb Ramps Shown in Other Reports

Symbol	Quantity	Cost
	0	Other Report

Conceptual Budget Estimate Disclaimer

This "cost report" assigns a conceptual budget estimate to resolve non-compliance issues and was developed for planning purposes only. Kimley-Horn has no control over the cost of labor, materials, equipment, or over the Contractor's methods of determining prices or over competitive bidding or market conditions. Opinions of probable costs provided herein are based on the information known to Kimley-Horn at this time and represent only Kimley-Horn's judgment as a design professional familiar with the construction industry. Kimley-Horn cannot and does not guarantee that proposals, bids, or actual construction costs will not vary from its opinions of probable costs.

Sidewalk Barrier Conceptual Budget Summary

Sidewalk barriers are displayed for visual purposes only. Their associated costs are stored in the s yer, which is costed panel-by-panel in the Facility Priority Summary.

PROW Sidewalk Corridor Compliance Summary

Corridor

HERITAGE TRL

Corridor Score & Severity

Score: 5

LOW

Corridor Cost Summary

Facility Type		Cost
Sidewalk	$	161,180
Crosswalks	$	3,734
Curb Ramps	$	14,900
Missing Ramps	$	0

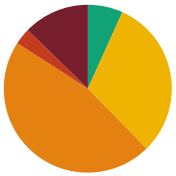

Sidewalk Barrier Priority Distribution

Priority	Percentage (%)
1	13%
2	3%
3	46%
4	31%
5	7%

Corridor Map



Facility Condition Summary

Sidewalks

Barrier Priority	Length (yd)		Cost
1	408	$	29,446
2	102	$	5,096
3	1,491	$	107,678
4	992	$	12,300
5	217	$	6,659
Total	3,209	$	161,180

Curb Ramps

Barrier Priority	Quantity		Cost
1	0	$	0
2	1	$	8,950
3	1	$	5,950
4	0	$	0
5	0	$	0
Total	2	$	14,900

Crosswalks

Barrier Priority	Length (yd)		Cost
1	0	$	0
2	0	$	0
3	0	$	0
4	38	$	3,734
5	93	$	
Total	131	$	3,734

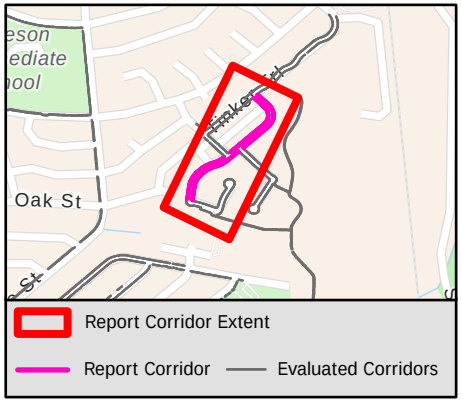

Sidewalk Barrier Summary

Pole	Quantity:	0
Fire Hydrant	Quantity:	0
Vault	Quantity:	0
Vegetation	Quantity:	0
Sign	Quantity:	0
Other	Quantity:	0

Missing Curb Ramps

Symbol	Quantity		Cost
	0	$	0

Curb Ramps Shown in Other Reports

Symbol	Quantity	Cost
	6	Other Report

Conceptual Budget Estimate Disclaimer

This "cost report" assigns a conceptual budget estimate to resolve non-compliance issues and was developed for planning purposes only. Kimley-Horn has no control over the cost of labor, materials, equipment, or over the Contractor's methods of determining prices or over competitive bidding or market conditions. Opinions of probable costs provided herein are based on the information known to Kimley-Horn at this time and represent only Kimley-Horn's judgment as a design professional familiar with the construction industry. Kimley-Horn cannot and does not guarantee that proposals, bids, or actual construction costs will not vary from its opinions of probable costs.

Sidewalk Barrier Conceptual Budget Summary

Sidewalk barriers are displayed for visual purposes only. Their associated costs are stored in the s yer, which is costed panel-by-panel in the Facility Priority Summary.

PROW Sidewalk Corridor Compliance Summary

Corridor

HICKORY ST

Corridor Score & Severity

Score: 1
HIGH

Corridor Cost Summary

Facility Type		Cost
Sidewalk	$	92,284
Crosswalks	$	0
Curb Ramps	$	22,350
Missing Ramps	$	7,000

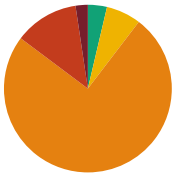

Sidewalk Barrier Priority Distribution

Priority	Percentage (%)
1	2%
2	12%
3	74%
4	7%
5	4%

Corridor Map

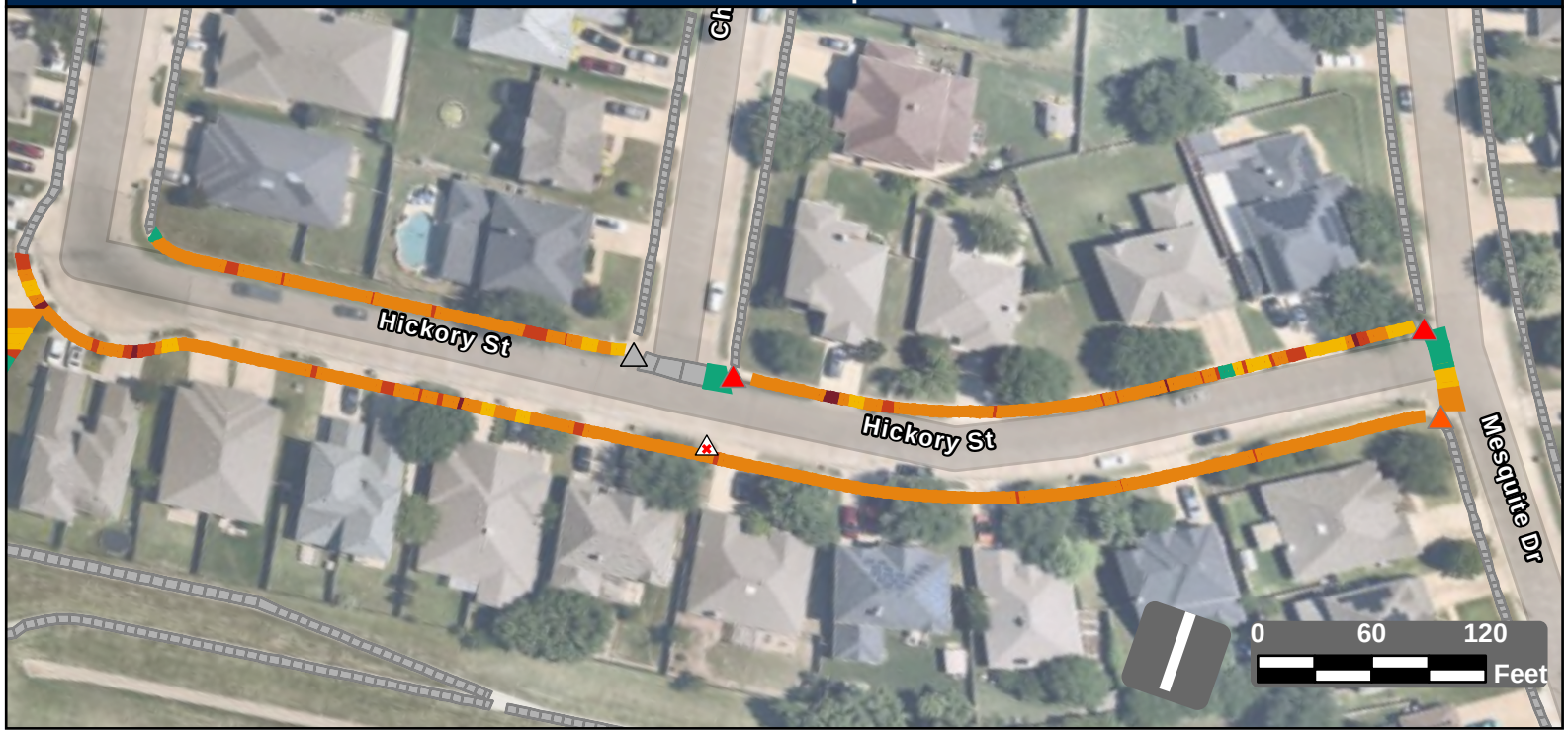

Facility Condition Summary

Sidewalks

Barrier Priority	Length (yd)		Cost
1	30	$	2,160
2	156	$	11,292
3	946	$	69,861
4	85	$	5,980
5	54	$	2,991
Total	1,263	$	92,284

Curb Ramps

Barrier Priority	Quantity		Cost
1	2	$	14,900
2	1	$	7,450
3	0	$	0
4	0	$	0
5	0	$	0
Total	3	$	22,350

Crosswalks

Barrier Priority	Length (yd)		Cost
1	0	$	0
2	0	$	0
3	0	$	0
4	0	$	0
5	0	$	0
Total	0	$	0

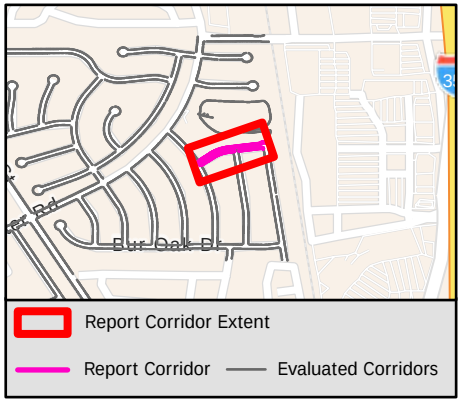

Sidewalk Barrier Summary

Pole	Quantity:	0
Fire Hydrant	Quantity:	0
Vault	Quantity:	0
Vegetation	Quantity:	0
Sign	Quantity:	0
Other	Quantity:	0

Missing Curb Ramps

Symbol	Quantity		Cost
	1	$	7,000

Curb Ramps Shown in Other Reports

Symbol	Quantity	Cost
	1	Other Report

Conceptual Budget Estimate Disclaimer

This "cost report" assigns a conceptual budget estimate to resolve non-compliance issues and was developed for planning purposes only. Kimley-Horn has no control over the cost of labor, materials, equipment, or over the Contractor's methods of determining prices or over competitive bidding or market conditions. Opinions of probable costs provided herein are based on the information known to Kimley-Horn at this time and represent only Kimley-Horn's judgment as a design professional familiar with the construction industry. Kimley-Horn cannot and does not guarantee that proposals, bids, or actual construction costs will not vary from its opinions of probable costs.

Sidewalk Barrier Conceptual Budget Summary

Sidewalk barriers are displayed for visual purposes only. Their associated costs are stored in the s yer, which is costed panel-by-panel in the Facility Priority Summary.

PROW Sidewalk Corridor Compliance Summary

Corridor

HIDDEN CREEK EXT

Corridor Score & Severity

Score: 3
MEDIUM

Corridor Cost Summary

Facility Type		Cost
Sidewalk	$	10,100
Crosswalks	$	1,857
Curb Ramps	$	31,250
Missing Ramps	$	0

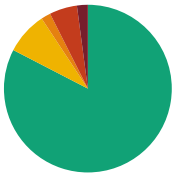

Sidewalk Barrier Priority Distribution

Priority	Percentage (%)
1	2%
2	5%
3	2%
4	8%
5	83%

Corridor Map



Facility Condition Summary

Sidewalks

Barrier Priority	Length (yd)		Cost
1	15	$	975
2	38	$	1,776
3	13	$	1,621
4	58	$	4,306
5	585	$	1,421
Total	709	$	10,100

Curb Ramps

Barrier Priority	Quantity		Cost
1	1	$	5,950
2	2	$	13,400
3	2	$	11,900
4	0	$	0
5	0	$	0
Total	5	$	31,250

Crosswalks

Barrier Priority	Length (yd)		Cost
1	0	$	0
2	14	$	1,857
3	7	$	0
4	0	$	0
5	77	$	0
Total	97	$	1,857

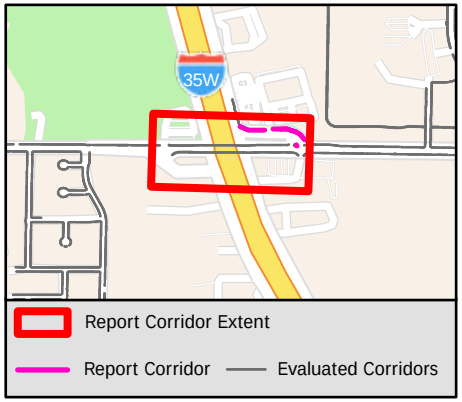

Sidewalk Barrier Summary

Pole	Quantity:	1
Fire Hydrant	Quantity:	0
Vault	Quantity:	0
Vegetation	Quantity:	0
Sign	Quantity:	0
Other	Quantity:	0

Missing Curb Ramps

Symbol	Quantity		Cost
	0	$	0

Curb Ramps Shown in Other Reports

Symbol	Quantity	Cost
	6	Other Report

Conceptual Budget Estimate Disclaimer

This "cost report" assigns a conceptual budget estimate to resolve non-compliance issues and was developed for planning purposes only. Kimley-Horn has no control over the cost of labor, materials, equipment, or over the Contractor's methods of determining prices or over competitive bidding or market conditions. Opinions of probable costs provided herein are based on the information known to Kimley-Horn at this time and represent only Kimley-Horn's judgment as a design professional familiar with the construction industry. Kimley-Horn cannot and does not guarantee that proposals, bids, or actual construction costs will not vary from its opinions of probable costs.

Sidewalk Barrier Conceptual Budget Summary

Sidewalk barriers are displayed for visual purposes only. Their associated costs are stored in the s yer, which is costed panel-by-panel in the Facility Priority Summary.

PROW Sidewalk Corridor Compliance Summary

Corridor

HIDDEN GLEN CT

Corridor Score & Severity

Score: 2

HIGH

Corridor Cost Summary

Facility Type		Cost
Sidewalk	$	74,901
Crosswalks	$	0
Curb Ramps	$	11,900
Missing Ramps	$	0

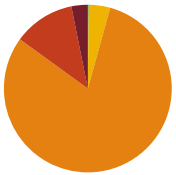

Sidewalk Barrier Priority Distribution

Priority	Percentage (%)
1	3%
2	12%
3	81%
4	4%
5	0%

Corridor Map

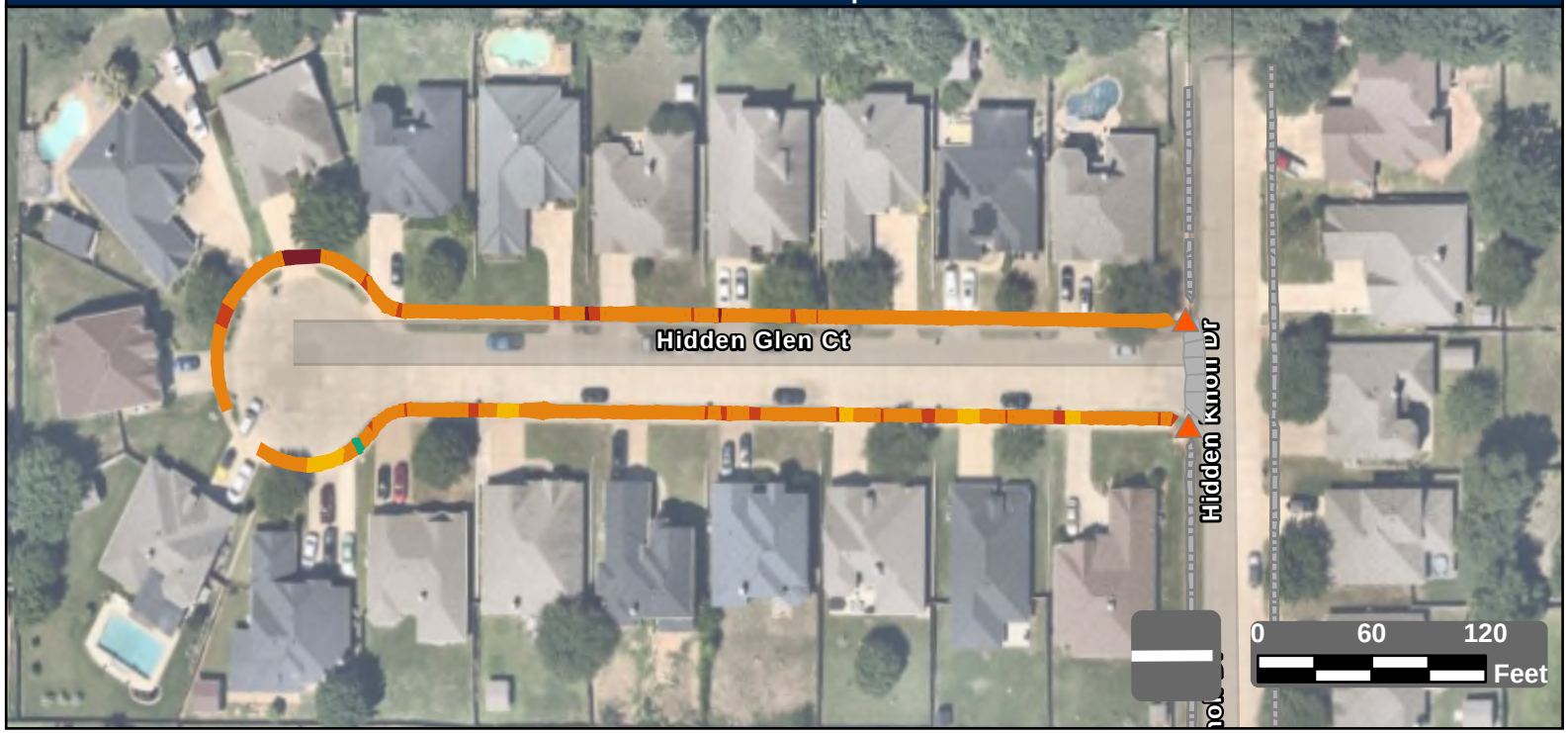

Facility Condition Summary

Sidewalks

Barrier Priority	Length (yd)		Cost
1	34	$	2,424
2	126	$	9,110
3	858	$	61,977
4	44	$	1,272
5	2	$	118
Total	1,063	$	74,901

Curb Ramps

Barrier Priority	Quantity		Cost
1	0	$	0
2	2	$	11,900
3	0	$	0
4	0	$	0
5	0	$	0
Total	2	$	11,900

Crosswalks

Barrier Priority	Length (yd)		Cost
1	0	$	0
2	0	$	0
3	0	$	0
4	0	$	0
5	0	$	0
Total	0	$	0

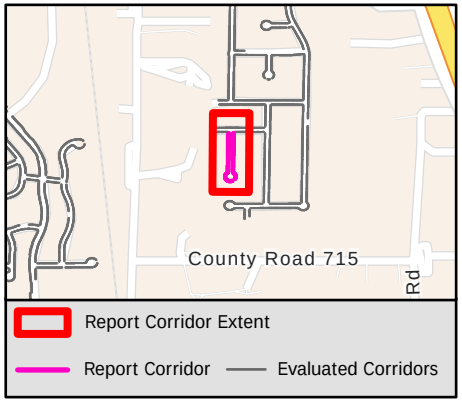

Sidewalk Barrier Summary

Pole	Quantity:	0
Fire Hydrant	Quantity:	0
Vault	Quantity:	0
Vegetation	Quantity:	0
Sign	Quantity:	0
Other	Quantity:	0

Missing Curb Ramps

Symbol	Quantity		Cost
	0	$	0

Curb Ramps Shown in Other Reports

Symbol	Quantity	Cost
	0	Other Report

Conceptual Budget Estimate Disclaimer

This "cost report" assigns a conceptual budget estimate to resolve non-compliance issues and was developed for planning purposes only. Kimley-Horn has no control over the cost of labor, materials, equipment, or over the Contractor's methods of determining prices or over competitive bidding or market conditions. Opinions of probable costs provided herein are based on the information known to Kimley-Horn at this time and represent only Kimley-Horn's judgment as a design professional familiar with the construction industry. Kimley-Horn cannot and does not guarantee that proposals, bids, or actual construction costs will not vary from its opinions of probable costs.

Sidewalk Barrier Conceptual Budget Summary

Sidewalk barriers are displayed for visual purposes only. Their associated costs are stored in the s yer, which is costed panel-by-panel in the Facility Priority Summary.

PROW Sidewalk Corridor Compliance Summary

Corridor

HIDDEN KNOLL DR

Corridor Score & Severity

Score: 4

MEDIUM

Corridor Cost Summary

Facility Type		Cost
Sidewalk	$	46,619
Crosswalks	$	4,527
Curb Ramps	$	11,900
Missing Ramps	$	0

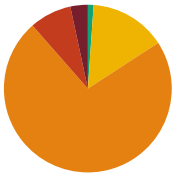

Sidewalk Barrier Priority Distribution

Priority	Percentage (%)
1	3%
2	8%
3	73%
4	15%
5	1%

Corridor Map



Facility Condition Summary

Sidewalks

Barrier Priority	Length (yd)		Cost
1	26	$	1,734
2	62	$	3,877
3	555	$	40,097
4	113	$	297
5	8	$	613
Total	764	$	46,619

Curb Ramps

Barrier Priority	Quantity		Cost
1	0	$	0
2	2	$	11,900
3	0	$	0
4	0	$	0
5	0	$	0
Total	2	$	11,900

Crosswalks

Barrier Priority	Length (yd)		Cost
1	0	$	0
2	13	$	2,578
3	0	$	0
4	20	$	1,950
5	18	$	
Total	51	$	4,527

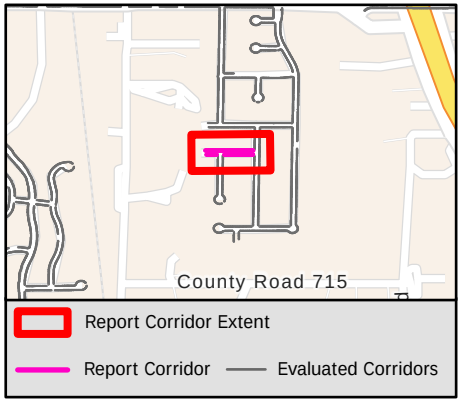

Sidewalk Barrier Summary

Pole	Quantity:	0
Fire Hydrant	Quantity:	0
Vault	Quantity:	0
Vegetation	Quantity:	0
Sign	Quantity:	0
Other	Quantity:	0

Missing Curb Ramps

Symbol	Quantity		Cost
	0	$	0

Curb Ramps Shown in Other Reports

Symbol	Quantity	Cost
	2	Other Report

Conceptual Budget Estimate Disclaimer

This "cost report" assigns a conceptual budget estimate to resolve non-compliance issues and was developed for planning purposes only. Kimley-Horn has no control over the cost of labor, materials, equipment, or over the Contractor's methods of determining prices or over competitive bidding or market conditions. Opinions of probable costs provided herein are based on the information known to Kimley-Horn at this time and represent only Kimley-Horn's judgment as a design professional familiar with the construction industry. Kimley-Horn cannot and does not guarantee that proposals, bids, or actual construction costs will not vary from its opinions of probable costs.

Sidewalk Barrier Conceptual Budget Summary

Sidewalk barriers are displayed for visual purposes only. Their associated costs are stored in the s yer, which is costed panel-by-panel in the Facility Priority Summary.

PROW Sidewalk Corridor Compliance Summary

Corridor

HIDDEN LAKE CT

Corridor Score & Severity

Score: 1
HIGH

Corridor Cost Summary

Facility Type		Cost
Sidewalk	$	130,061
Crosswalks	$	6,817
Curb Ramps	$	5,950
Missing Ramps	$	21,000

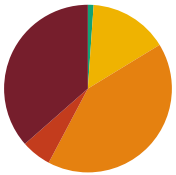

Sidewalk Barrier Priority Distribution

Priority	Percentage (%)
1	36%
2	6%
3	41%
4	15%
5	1%

Corridor Map

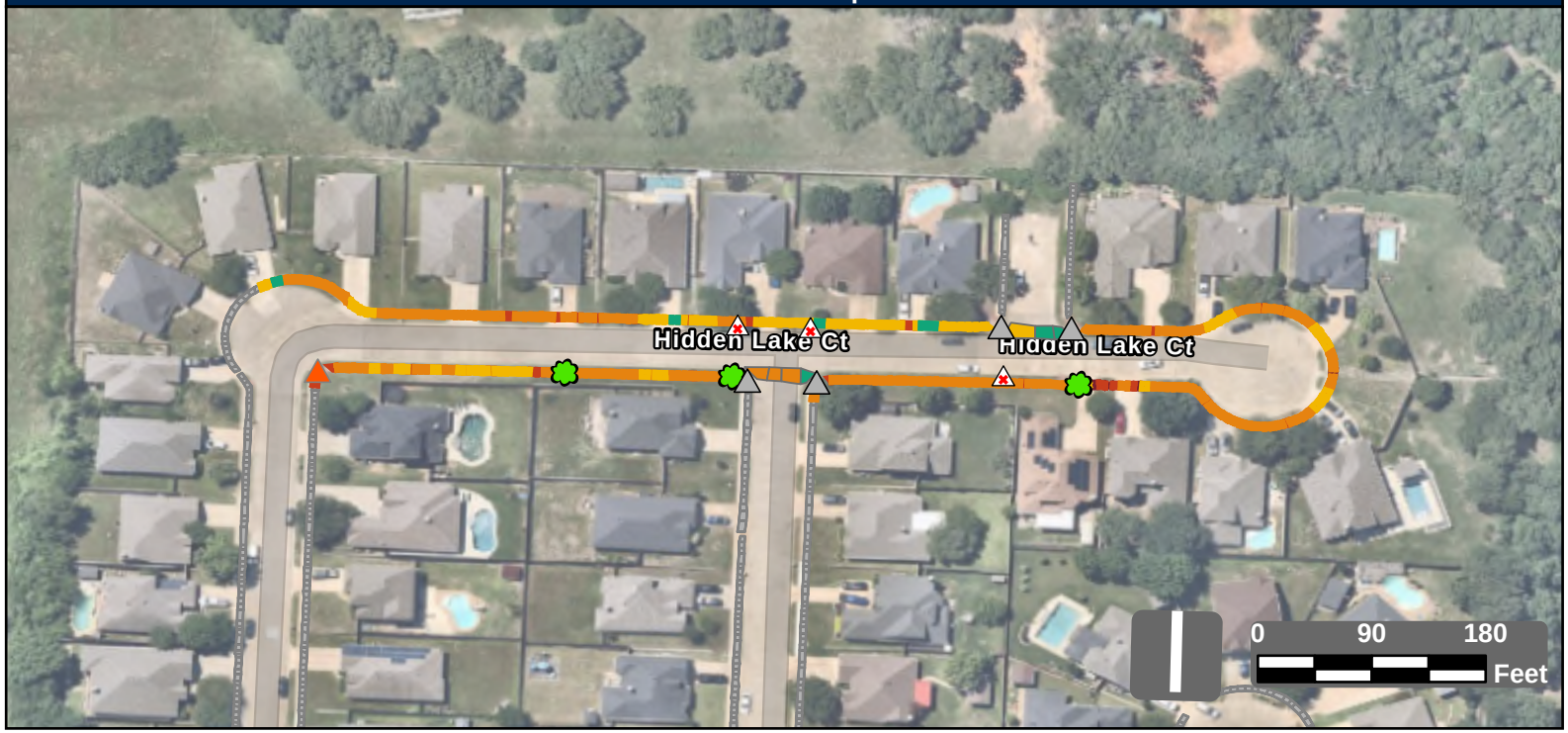

Facility Condition Summary

Sidewalks

Barrier Priority	Length (yd)		Cost
1	737	$	53,068
2	117	$	7,605
3	837	$	60,475
4	307	$	7,284
5	23	$	1,630
Total	2,021	$	130,061

Curb Ramps

Barrier Priority	Quantity		Cost
1	0	$	0
2	1	$	5,950
3	0	$	0
4	0	$	0
5	0	$	0
Total	1	$	5,950

Crosswalks

Barrier Priority	Length (yd)		Cost
1	0	$	0
2	0	$	0
3	80	$	4,260
4	26	$	2,557
5	42	$	
Total	148	$	6,817

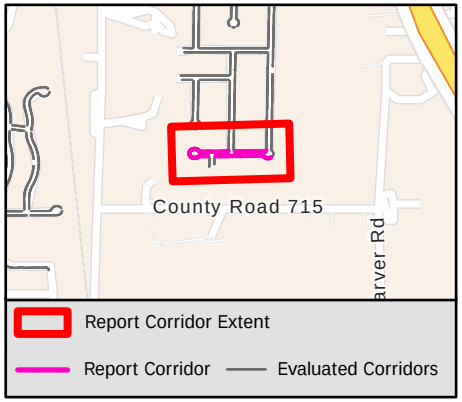

Sidewalk Barrier Summary

Pole	Quantity:	0
Fire Hydrant	Quantity:	0
Vault	Quantity:	0
Vegetation	Quantity:	3
Sign	Quantity:	0
Other	Quantity:	0

Missing Curb Ramps

Symbol	Quantity		Cost
	3	$	21,000

Curb Ramps Shown in Other Reports

Symbol	Quantity	Cost
	4	Other Report

Conceptual Budget Estimate Disclaimer

This "cost report" assigns a conceptual budget estimate to resolve non-compliance issues and was developed for planning purposes only. Kimley-Horn has no control over the cost of labor, materials, equipment, or over the Contractor's methods of determining prices or over competitive bidding or market conditions. Opinions of probable costs provided herein are based on the information known to Kimley-Horn at this time and represent only Kimley-Horn's judgment as a design professional familiar with the construction industry. Kimley-Horn cannot and does not guarantee that proposals, bids, or actual construction costs will not vary from its opinions of probable costs.

Sidewalk Barrier Conceptual Budget Summary

Sidewalk barriers are displayed for visual purposes only. Their associated costs are stored in the s yer, which is costed panel-by-panel in the Facility Priority Summary.

PROW Sidewalk Corridor Compliance Summary

Corridor

HIDDEN LAKE DR

Corridor Score & Severity

Score: 5

LOW

Corridor Cost Summary

Facility Type		Cost
Sidewalk	$	241,632
Crosswalks	$	11,566
Curb Ramps	$	59,600
Missing Ramps	$	49,000

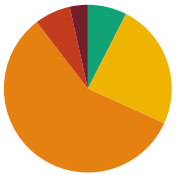

Sidewalk Barrier Priority Distribution

Priority	Percentage (%)
1	3%
2	7%
3	58%
4	24%
5	8%

Corridor Map

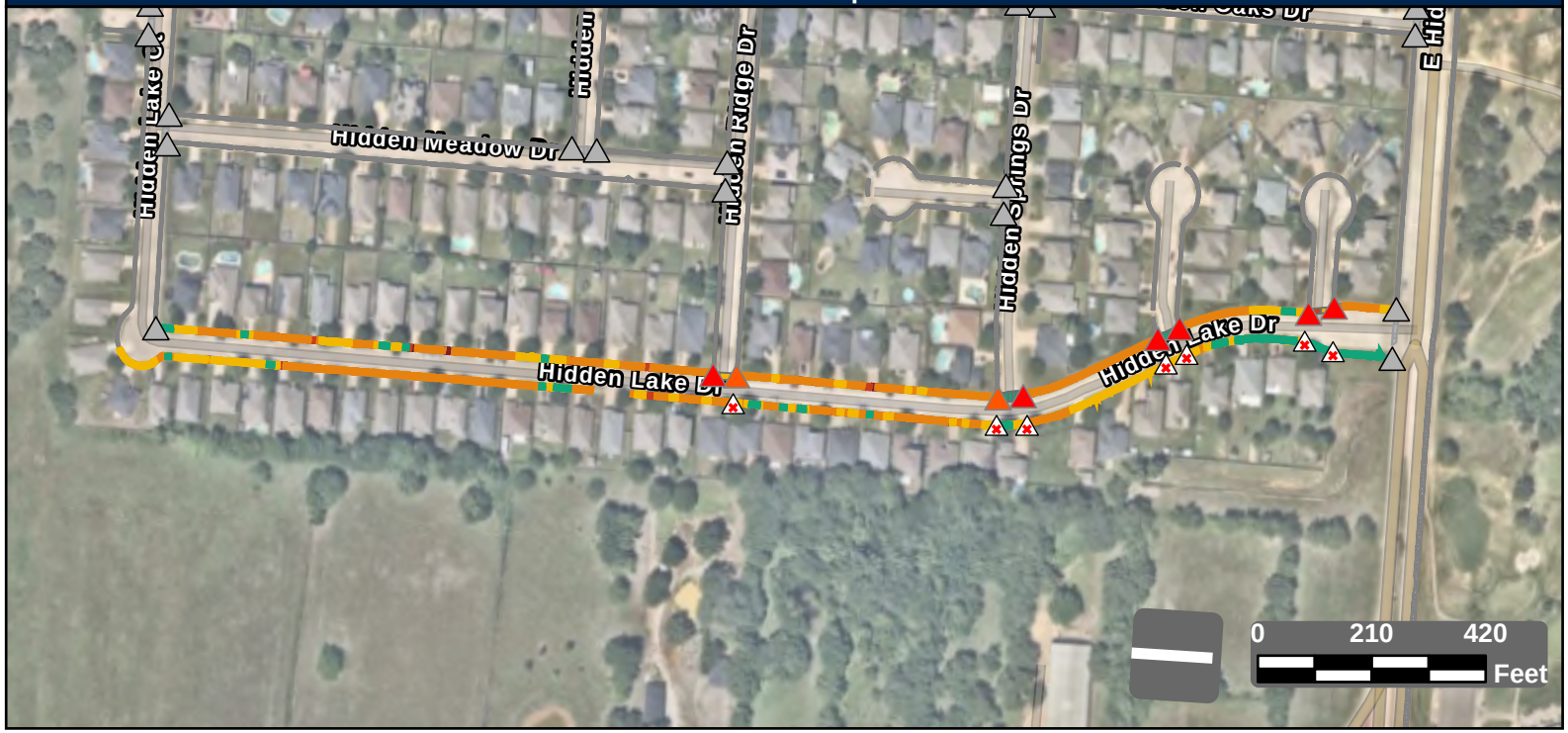

Facility Condition Summary

Sidewalks

Barrier Priority	Length (yd)		Cost
1	150	$	10,509
2	299	$	18,929
3	2,488	$	179,654
4	1,046	$	22,401
5	323	$	10,139
Total	4,305	$	241,632

Curb Ramps

Barrier Priority	Quantity		Cost
1	6	$	44,700
2	2	$	14,900
3	0	$	0
4	0	$	0
5	0	$	0
Total	8	$	59,600

Crosswalks

Barrier Priority	Length (yd)		Cost
1	0	$	0
2	20	$	3,662
3	0	$	0
4	61	$	7,904
5	136	$	
Total	217	$	11,566

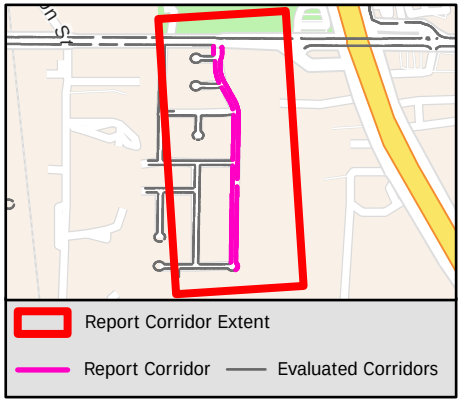

Sidewalk Barrier Summary

Pole	Quantity:	0
Fire Hydrant	Quantity:	0
Vault	Quantity:	0
Vegetation	Quantity:	0
Sign	Quantity:	0
Other	Quantity:	0

Missing Curb Ramps

Symbol	Quantity		Cost
	7	$	49,000

Curb Ramps Shown in Other Reports

Symbol	Quantity	Cost
	17	Other Report

Conceptual Budget Estimate Disclaimer

This "cost report" assigns a conceptual budget estimate to resolve non-compliance issues and was developed for planning purposes only. Kimley-Horn has no control over the cost of labor, materials, equipment, or over the Contractor's methods of determining prices or over competitive bidding or market conditions. Opinions of probable costs provided herein are based on the information known to Kimley-Horn at this time and represent only Kimley-Horn's judgment as a design professional familiar with the construction industry. Kimley-Horn cannot and does not guarantee that proposals, bids, or actual construction costs will not vary from its opinions of probable costs.

Sidewalk Barrier Conceptual Budget Summary

Sidewalk barriers are displayed for visual purposes only. Their associated costs are stored in the s yer, which is costed panel-by-panel in the Facility Priority Summary.

PROW Sidewalk Corridor Compliance Summary

Corridor

HIDDEN MEADOW DR

Corridor Score & Severity

Score: 4

MEDIUM

Corridor Cost Summary

Facility Type		Cost
Sidewalk	$	136,698
Crosswalks	$	4,070
Curb Ramps	$	11,900
Missing Ramps	$	0

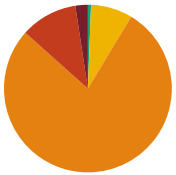

Sidewalk Barrier Priority Distribution

Priority	Percentage (%)
1	2%
2	11%
3	78%
4	8%
5	1%

Corridor Map



Facility Condition Summary

Sidewalks

Barrier Priority	Length (yd)		Cost
1	48	$	3,432
2	220	$	15,341
3	1,556	$	112,389
4	161	$	4,683
5	12	$	852
Total	1,996	$	136,698

Curb Ramps

Barrier Priority	Quantity		Cost
1	0	$	0
2	2	$	11,900
3	0	$	0
4	0	$	0
5	0	$	0
Total	2	$	11,900

Crosswalks

Barrier Priority	Length (yd)		Cost
1	0	$	0
2	0	$	0
3	0	$	0
4	41	$	4,070
5	9	$	
Total	50	$	4,070

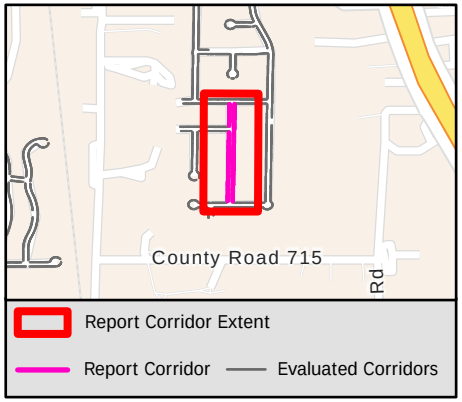

Sidewalk Barrier Summary

Pole	Quantity:	0
Fire Hydrant	Quantity:	0
Vault	Quantity:	0
Vegetation	Quantity:	0
Sign	Quantity:	0
Other	Quantity:	0

Missing Curb Ramps

Symbol	Quantity		Cost
	0	$	0

Curb Ramps Shown in Other Reports

Symbol	Quantity	Cost
	6	Other Report

Conceptual Budget Estimate Disclaimer

This "cost report" assigns a conceptual budget estimate to resolve non-compliance issues and was developed for planning purposes only. Kimley-Horn has no control over the cost of labor, materials, equipment, or over the Contractor's methods of determining prices or over competitive bidding or market conditions. Opinions of probable costs provided herein are based on the information known to Kimley-Horn at this time and represent only Kimley-Horn's judgment as a design professional familiar with the construction industry. Kimley-Horn cannot and does not guarantee that proposals, bids, or actual construction costs will not vary from its opinions of probable costs.

Sidewalk Barrier Conceptual Budget Summary

Sidewalk barriers are displayed for visual purposes only. Their associated costs are stored in the s yer, which is costed panel-by-panel in the Facility Priority Summary.

PROW Sidewalk Corridor Compliance Summary

Corridor

HIDDEN OAKS DR

Corridor Score & Severity

Score: 4
MEDIUM

Corridor Cost Summary

Facility Type		Cost
Sidewalk	$	121,113
Crosswalks	$	4,847
Curb Ramps	$	13,400
Missing Ramps	$	14,000

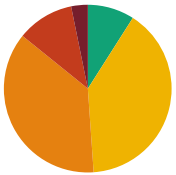

Sidewalk Barrier Priority Distribution

Priority	Percentage (%)
1	3%
2	11%
3	37%
4	40%
5	9%

Corridor Map

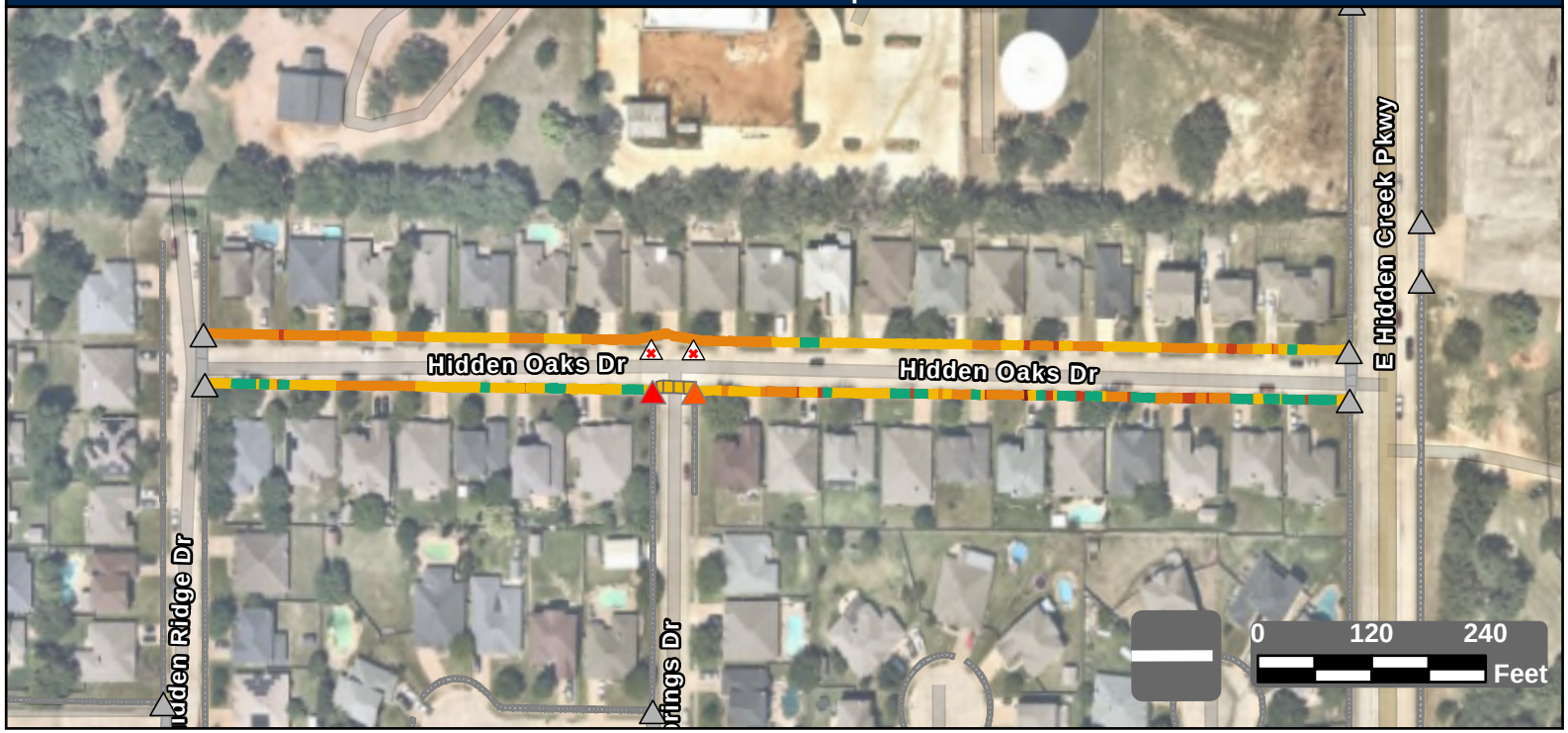

Facility Condition Summary

Sidewalks

Barrier Priority	Length (yd)		Cost
1	76	$	4,961
2	259	$	17,639
3	871	$	62,878
4	940	$	26,348
5	213	$	9,287
Total	2,358	$	121,113

Curb Ramps

Barrier Priority	Quantity		Cost
1	1	$	5,950
2	1	$	7,450
3	0	$	0
4	0	$	0
5	0	$	0
Total	2	$	13,400

Crosswalks

Barrier Priority	Length (yd)		Cost
1	0	$	0
2	0	$	0
3	0	$	0
4	51	$	4,847
5	0	$	0
Total	51	$	4,847

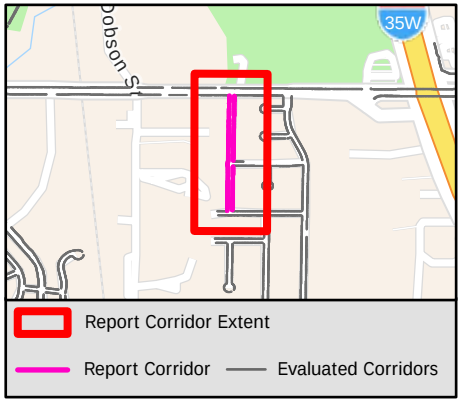

Sidewalk Barrier Summary

Pole	Quantity:	0
Fire Hydrant	Quantity:	0
Vault	Quantity:	0
Vegetation	Quantity:	0
Sign	Quantity:	0
Other	Quantity:	0

Missing Curb Ramps

Symbol	Quantity		Cost
	2	$	14,000

Curb Ramps Shown in Other Reports

Symbol	Quantity	Cost
	9	Other Report

Conceptual Budget Estimate Disclaimer

This "cost report" assigns a conceptual budget estimate to resolve non-compliance issues and was developed for planning purposes only. Kimley-Horn has no control over the cost of labor, materials, equipment, or over the Contractor's methods of determining prices or over competitive bidding or market conditions. Opinions of probable costs provided herein are based on the information known to Kimley-Horn at this time and represent only Kimley-Horn's judgment as a design professional familiar with the construction industry. Kimley-Horn cannot and does not guarantee that proposals, bids, or actual construction costs will not vary from its opinions of probable costs.

Sidewalk Barrier Conceptual Budget Summary

Sidewalk barriers are displayed for visual purposes only. Their associated costs are stored in the s yer, which is costed panel-by-panel in the Facility Priority Summary.

PROW Sidewalk Corridor Compliance Summary

Corridor

HIDDEN RIDGE DR

Corridor Score & Severity

Score: 5

LOW

Corridor Cost Summary

Facility Type		Cost
Sidewalk	$	98,242
Crosswalks	$	0
Curb Ramps	$	28,300
Missing Ramps	$	28,000

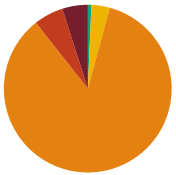

Sidewalk Barrier Priority Distribution

Priority	Percentage (%)
1	5%
2	6%
3	85%
4	4%
5	1%

Corridor Map



Facility Condition Summary

Sidewalks

Barrier Priority	Length (yd)		Cost
1	68	$	4,923
2	78	$	5,659
3	1,175	$	84,893
4	49	$	2,103
5	9	$	662
Total	1,380	$	98,242

Curb Ramps

Barrier Priority	Quantity		Cost
1	3	$	20,850
2	1	$	7,450
3	0	$	0
4	0	$	0
5	0	$	0
Total	4	$	28,300

Crosswalks

Barrier Priority	Length (yd)		Cost
1	0	$	0
2	0	$	0
3	50	$	0
4	0	$	0
5	108	$	
Total	157	$	0

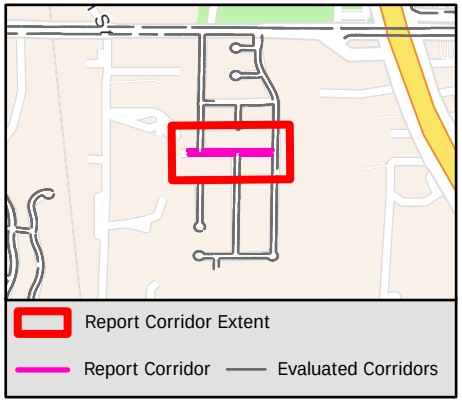

Sidewalk Barrier Summary

Pole	Quantity:	0
Fire Hydrant	Quantity:	0
Vault	Quantity:	0
Vegetation	Quantity:	0
Sign	Quantity:	0
Other	Quantity:	0

Missing Curb Ramps

Symbol	Quantity		Cost
	4	$	28,000

Curb Ramps Shown in Other Reports

Symbol	Quantity	Cost
	3	Other Report

Conceptual Budget Estimate Disclaimer

This "cost report" assigns a conceptual budget estimate to resolve non-compliance issues and was developed for planning purposes only. Kimley-Horn has no control over the cost of labor, materials, equipment, or over the Contractor's methods of determining prices or over competitive bidding or market conditions. Opinions of probable costs provided herein are based on the information known to Kimley-Horn at this time and represent only Kimley-Horn's judgment as a design professional familiar with the construction industry. Kimley-Horn cannot and does not guarantee that proposals, bids, or actual construction costs will not vary from its opinions of probable costs.

Sidewalk Barrier Conceptual Budget Summary

Sidewalk barriers are displayed for visual purposes only. Their associated costs are stored in the s yer, which is costed panel-by-panel in the Facility Priority Summary.

PROW Sidewalk Corridor Compliance Summary

Corridor

HIDDEN SPRINGS DR

Corridor Score & Severity

Score: 4

MEDIUM

Corridor Cost Summary

Facility Type		Cost
Sidewalk	$	48,314
Crosswalks	$	5,303
Curb Ramps	$	14,900
Missing Ramps	$	14,000

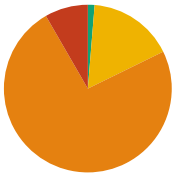

Sidewalk Barrier Priority Distribution

Priority	Percentage (%)
1	0%
2	8%
3	74%
4	16%
5	1%

Corridor Map



Facility Condition Summary

Sidewalks

Barrier Priority	Length (yd)		Cost
1	0	$	0
2	58	$	3,818
3	519	$	37,475
4	115	$	6,369
5	9	$	653
Total	702	$	48,314

Curb Ramps

Barrier Priority	Quantity		Cost
1	2	$	14,900
2	0	$	0
3	0	$	0
4	0	$	0
5	0	$	0
Total	2	$	14,900

Crosswalks

Barrier Priority	Length (yd)		Cost
1	0	$	0
2	0	$	0
3	0	$	0
4	92	$	5,303
5	0	$	0
Total	92	$	5,303

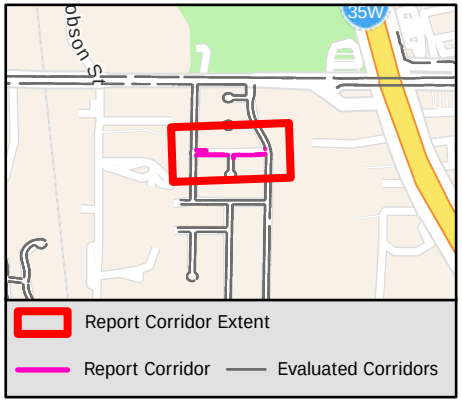

Sidewalk Barrier Summary

Pole	Quantity:	0
Fire Hydrant	Quantity:	0
Vault	Quantity:	0
Vegetation	Quantity:	0
Sign	Quantity:	0
Other	Quantity:	0

Missing Curb Ramps

Symbol	Quantity		Cost
	2	$	14,000

Curb Ramps Shown in Other Reports

Symbol	Quantity	Cost
	5	Other Report

Conceptual Budget Estimate Disclaimer

This "cost report" assigns a conceptual budget estimate to resolve non-compliance issues and was developed for planning purposes only. Kimley-Horn has no control over the cost of labor, materials, equipment, or over the Contractor's methods of determining prices or over competitive bidding or market conditions. Opinions of probable costs provided herein are based on the information known to Kimley-Horn at this time and represent only Kimley-Horn's judgment as a design professional familiar with the construction industry. Kimley-Horn cannot and does not guarantee that proposals, bids, or actual construction costs will not vary from its opinions of probable costs.

Sidewalk Barrier Conceptual Budget Summary

Sidewalk barriers are displayed for visual purposes only. Their associated costs are stored in the s yer, which is costed panel-by-panel in the Facility Priority Summary.

PROW Sidewalk Corridor Compliance Summary

Corridor

HIDDEN TRAIL CT

Corridor Score & Severity

Score: 3

MEDIUM

Corridor Cost Summary

Facility Type		Cost
Sidewalk	$	36,307
Crosswalks	$	0
Curb Ramps	$	0
Missing Ramps	$	0

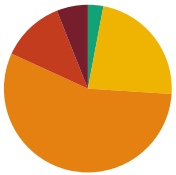

Sidewalk Barrier Priority Distribution

Priority	Percentage (%)
1	6%
2	12%
3	56%
4	23%
5	3%

Corridor Map



Facility Condition Summary

Sidewalks

Barrier Priority	Length (yd)		Cost
1	35	$	2,386
2	71	$	4,885
3	328	$	23,668
4	135	$	4,107
5	17	$	1,261
Total	587	$	36,307

Curb Ramps

Barrier Priority	Quantity		Cost
1	0	$	0
2	0	$	0
3	0	$	0
4	0	$	0
5	0	$	0
Total	0	$	0

Crosswalks

Barrier Priority	Length (yd)		Cost
1	0	$	0
2	0	$	0
3	0	$	0
4	0	$	0
5	0	$	0
Total	0	$	0

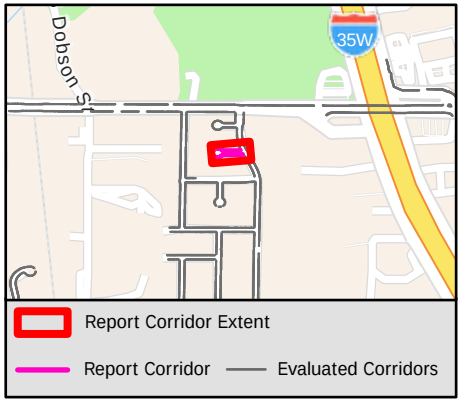

Sidewalk Barrier Summary

Pole	Quantity:	0
Fire Hydrant	Quantity:	0
Vault	Quantity:	0
Vegetation	Quantity:	0
Sign	Quantity:	0
Other	Quantity:	0

Missing Curb Ramps

Symbol	Quantity		Cost
	0	$	0

Curb Ramps Shown in Other Reports

Symbol	Quantity	Cost
	2	Other Report

Conceptual Budget Estimate Disclaimer

This "cost report" assigns a conceptual budget estimate to resolve non-compliance issues and was developed for planning purposes only. Kimley-Horn has no control over the cost of labor, materials, equipment, or over the Contractor's methods of determining prices or over competitive bidding or market conditions. Opinions of probable costs provided herein are based on the information known to Kimley-Horn at this time and represent only Kimley-Horn's judgment as a design professional familiar with the construction industry. Kimley-Horn cannot and does not guarantee that proposals, bids, or actual construction costs will not vary from its opinions of probable costs.

Sidewalk Barrier Conceptual Budget Summary

Sidewalk barriers are displayed for visual purposes only. Their associated costs are stored in the s yer, which is costed panel-by-panel in the Facility Priority Summary.

PROW Sidewalk Corridor Compliance Summary

Corridor

HIDDEN VALLEY DR

Corridor Score & Severity

Score: 2

HIGH

Corridor Cost Summary

Facility Type		Cost
Sidewalk	$	11,557
Crosswalks	$	0
Curb Ramps	$	11,900
Missing Ramps	$	0

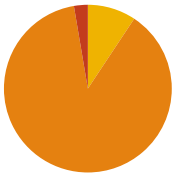

Sidewalk Barrier Priority Distribution

Priority	Percentage (%)
1	0%
2	3%
3	88%
4	9%
5	0%

Corridor Map

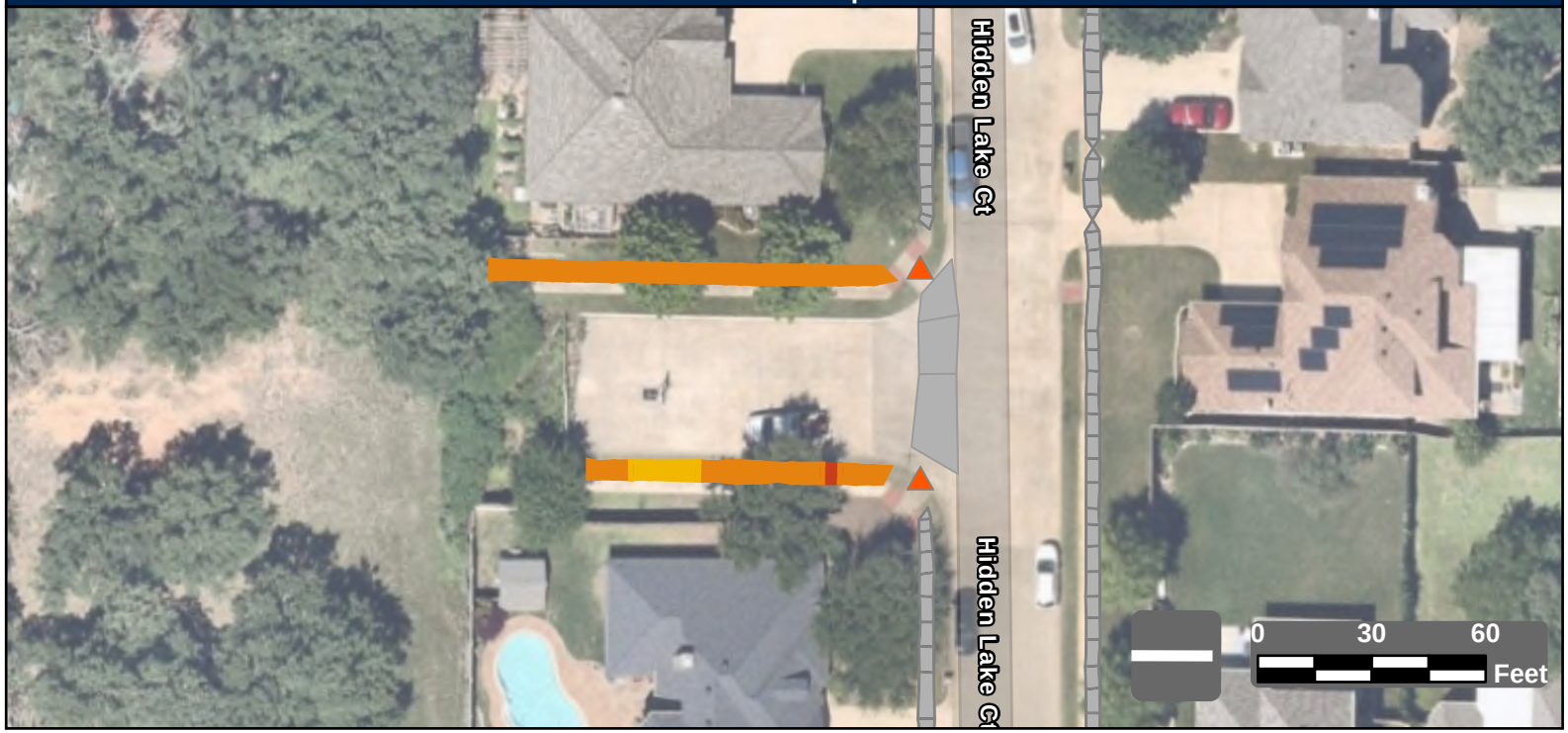

Facility Condition Summary

Sidewalks

Barrier Priority	Length (yd)		Cost
1	0	$	0
2	5	$	338
3	155	$	11,219
4	16	$	0
5	0	$	0
Total	176	$	11,557

Curb Ramps

Barrier Priority	Quantity		Cost
1	0	$	0
2	2	$	11,900
3	0	$	0
4	0	$	0
5	0	$	0
Total	2	$	11,900

Crosswalks

Barrier Priority	Length (yd)		Cost
1	0	$	0
2	0	$	0
3	0	$	0
4	0	$	0
5	0	$	0
Total	0	$	0

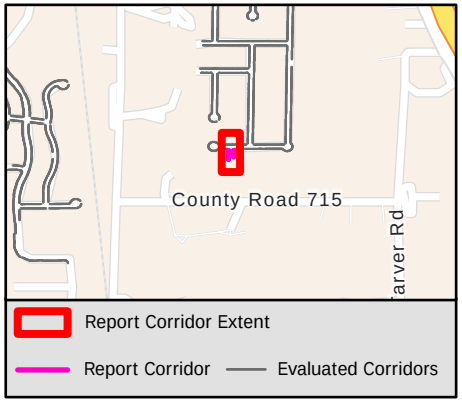

Sidewalk Barrier Summary

Pole	Quantity:	0
Fire Hydrant	Quantity:	0
Vault	Quantity:	0
Vegetation	Quantity:	0
Sign	Quantity:	0
Other	Quantity:	0

Missing Curb Ramps

Symbol	Quantity		Cost
	0	$	0

Curb Ramps Shown in Other Reports

Symbol	Quantity	Cost
	0	Other Report

Conceptual Budget Estimate Disclaimer

This "cost report" assigns a conceptual budget estimate to resolve non-compliance issues and was developed for planning purposes only. Kimley-Horn has no control over the cost of labor, materials, equipment, or over the Contractor's methods of determining prices or over competitive bidding or market conditions. Opinions of probable costs provided herein are based on the information known to Kimley-Horn at this time and represent only Kimley-Horn's judgment as a design professional familiar with the construction industry. Kimley-Horn cannot and does not guarantee that proposals, bids, or actual construction costs will not vary from its opinions of probable costs.

Sidewalk Barrier Conceptual Budget Summary

Sidewalk barriers are displayed for visual purposes only. Their associated costs are stored in the s yer, which is costed panel-by-panel in the Facility Priority Summary.

PROW Sidewalk Corridor Compliance Summary

Corridor

HIDDEN VIEW CT

Corridor Score & Severity

Score: 3

MEDIUM

Corridor Cost Summary

Facility Type		Cost
Sidewalk	$	22,618
Crosswalks	$	0
Curb Ramps	$	0
Missing Ramps	$	0

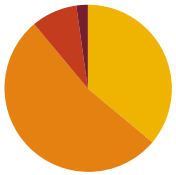

Sidewalk Barrier Priority Distribution

Priority	Percentage (%)
1	2%
2	9%
3	53%
4	36%
5	0%

Corridor Map

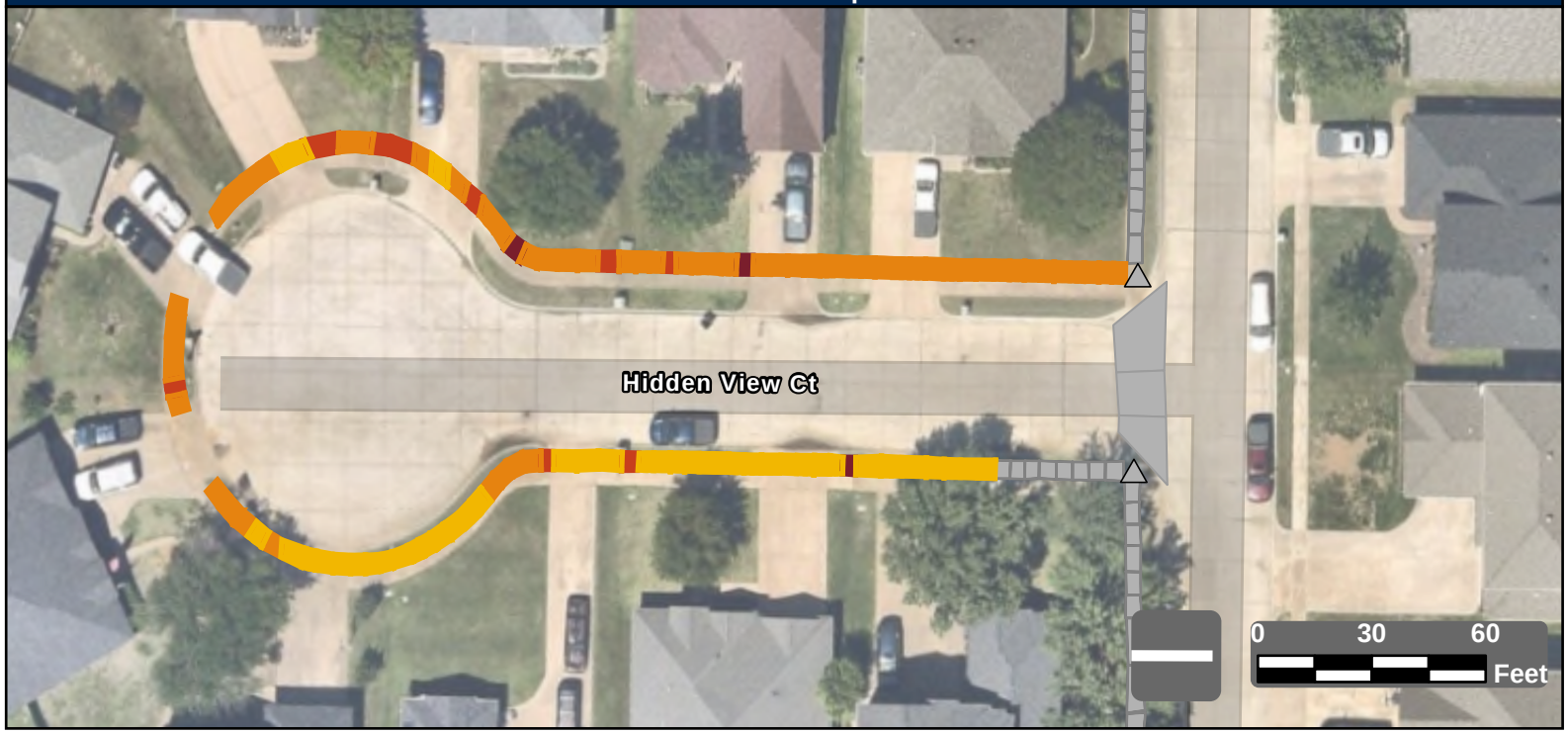

Facility Condition Summary

Sidewalks

Barrier Priority	Length (yd)		Cost
1	11	$	691
2	45	$	2,689
3	266	$	19,238
4	182	$	0
5	0	$	0
Total	504	$	22,618

Curb Ramps

Barrier Priority	Quantity		Cost
1	0	$	0
2	0	$	0
3	0	$	0
4	0	$	0
5	0	$	0
Total	0	$	0

Crosswalks

Barrier Priority	Length (yd)		Cost
1	0	$	0
2	0	$	0
3	0	$	0
4	0	$	0
5	0	$	0
Total	0	$	0

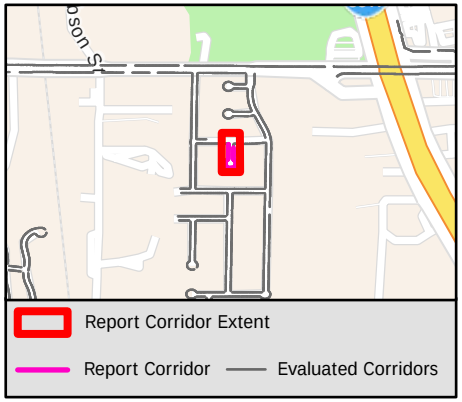

Sidewalk Barrier Summary

Pole	Quantity:	0
Fire Hydrant	Quantity:	0
Vault	Quantity:	0
Vegetation	Quantity:	0
Sign	Quantity:	0
Other	Quantity:	0

Missing Curb Ramps

Symbol	Quantity		Cost
	0	$	0

Curb Ramps Shown in Other Reports

Symbol	Quantity	Cost
	2	Other Report

Conceptual Budget Estimate Disclaimer

This "cost report" assigns a conceptual budget estimate to resolve non-compliance issues and was developed for planning purposes only. Kimley-Horn has no control over the cost of labor, materials, equipment, or over the Contractor's methods of determining prices or over competitive bidding or market conditions. Opinions of probable costs provided herein are based on the information known to Kimley-Horn at this time and represent only Kimley-Horn's judgment as a design professional familiar with the construction industry. Kimley-Horn cannot and does not guarantee that proposals, bids, or actual construction costs will not vary from its opinions of probable costs.

Sidewalk Barrier Conceptual Budget Summary

Sidewalk barriers are displayed for visual purposes only. Their associated costs are stored in the s yer, which is costed panel-by-panel in the Facility Priority Summary.

PROW Sidewalk Corridor Compliance Summary

Corridor

HIDDEN VISTAS BLVD

Corridor Score & Severity

Score: 4 4

MEDIUM MEDIUM

Corridor Cost Summary

Facility Type		Cost
Sidewalk	$	216,774
Crosswalks	$	32,952
Curb Ramps	$	69,400
Missing Ramps	$	0

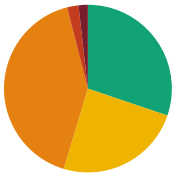

Sidewalk Barrier Priority Distribution

Priority	Percentage (%)
1	2%
2	2%
3	41%
4	24%
5	30%

Corridor Map

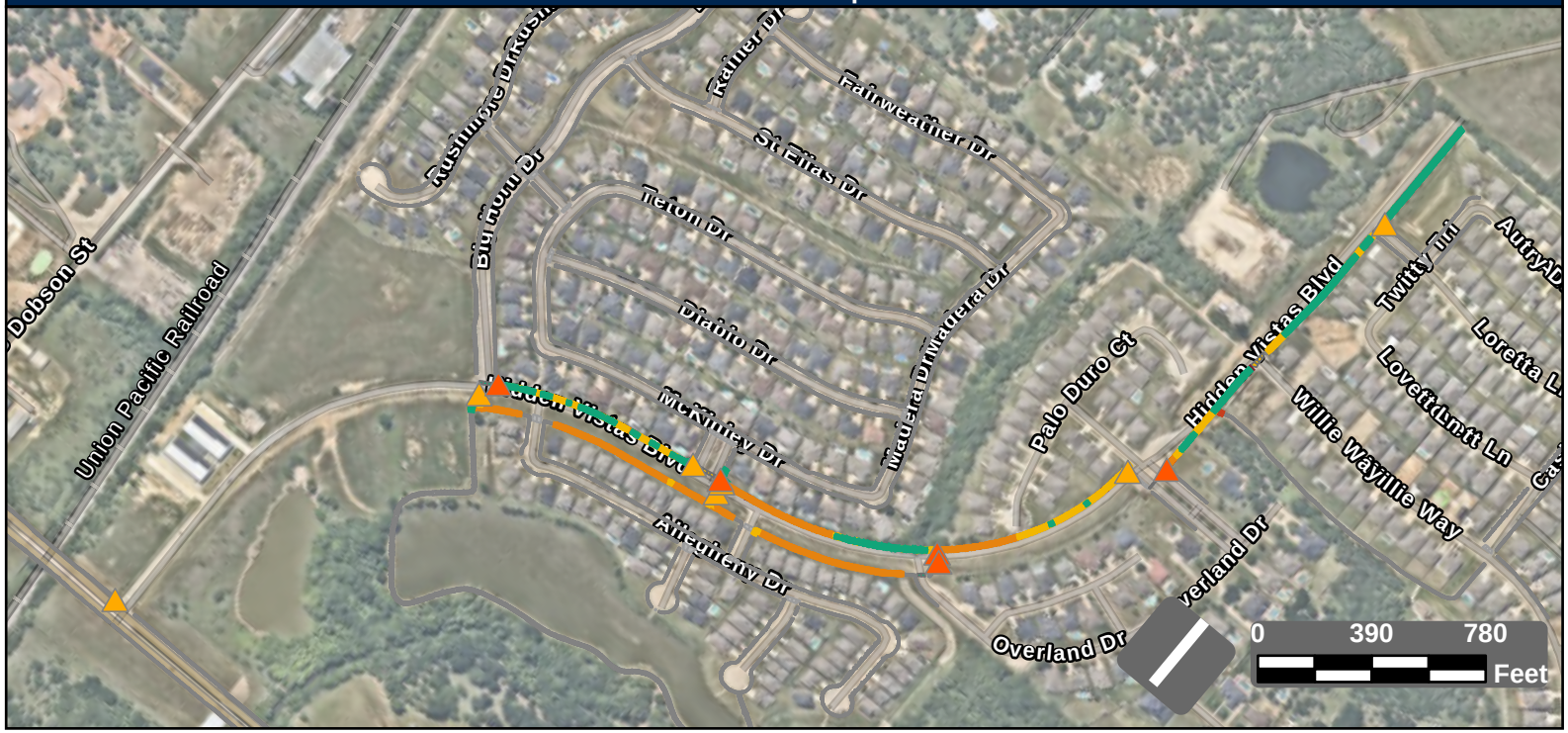

Facility Condition Summary

Sidewalks

Barrier Priority	Length (yd)		Cost
1	76	$	5,089
2	94	$	6,690
3	1,754	$	126,701
4	1,038	$	61,980
5	1,282	$	16,314
Total	4,243	$	216,774

Curb Ramps

Barrier Priority	Quantity		Cost
1	0	$	0
2	5	$	27,250
3	7	$	42,150
4	0	$	0
5	0	$	0
Total	12	$	69,400

Crosswalks

Barrier Priority	Length (yd)		Cost
1	0	$	0
2	0	$	0
3	46	$	3,803
4	330	$	29,149
5	118	$	0
Total	493	$	32,952

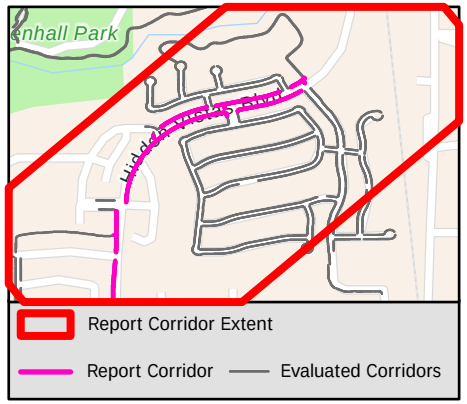

Sidewalk Barrier Summary

Pole	Quantity:	0
Fire Hydrant	Quantity:	0
Vault	Quantity:	0
Vegetation	Quantity:	0
Sign	Quantity:	0
Other	Quantity:	0

Missing Curb Ramps

Symbol	Quantity		Cost
	0	$	0

Curb Ramps Shown in Other Reports

Symbol	Quantity	Cost
	0	Other Report

Conceptual Budget Estimate Disclaimer

This "cost report" assigns a conceptual budget estimate to resolve non-compliance issues and was developed for planning purposes only. Kimley-Horn has no control over the cost of labor, materials, equipment, or over the Contractor's methods of determining prices or over competitive bidding or market conditions. Opinions of probable costs provided herein are based on the information known to Kimley-Horn at this time and represent only Kimley-Horn's judgment as a design professional familiar with the construction industry. Kimley-Horn cannot and does not guarantee that proposals, bids, or actual construction costs will not vary from its opinions of probable costs.

Sidewalk Barrier Conceptual Budget Summary

Sidewalk barriers are displayed for visual purposes only. Their associated costs are stored in the s yer, which is costed panel-by-panel in the Facility Priority Summary.

PROW Sidewalk Corridor Compliance Summary

Corridor

HIDDEN VISTAS BLVD

Corridor Score & Severity

Score: 4 4

MEDIUM MEDIUM

Corridor Cost Summary

Facility Type		Cost
Sidewalk	$	26,596
Crosswalks	$	32,952
Curb Ramps	$	6,400
Missing Ramps	$	0

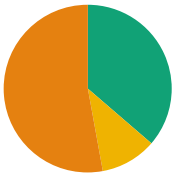

Sidewalk Barrier Priority Distribution

Priority	Percentage (%)
1	2%
2	2%
3	41%
4	24%
5	30%

Corridor Map



Facility Condition Summary

Sidewalks

Barrier Priority	Length (yd)		Cost
1	76	$	5,089
2	94	$	6,690
3	1,754	$	126,701
4	1,038	$	61,980
5	1,282	$	16,314
Total	523	$	26,596

Curb Ramps

Barrier Priority	Quantity		Cost
1	0	$	0
2	5	$	27,250
3	7	$	42,150
4	0	$	0
5	0	$	0
Total	2	$	6,400

Crosswalks

Barrier Priority	Length (yd)		Cost
1	0	$	0
2	0	$	0
3	46	$	3,803
4	330	$	29,149
5	118	$	0
Total	26	$	

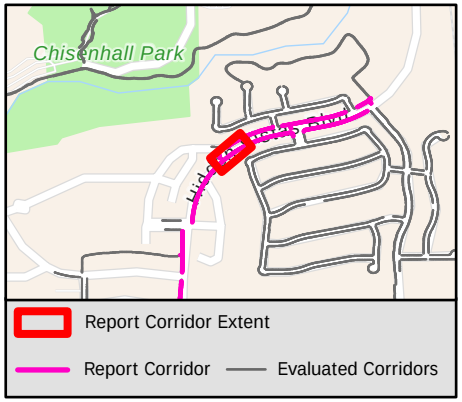

Sidewalk Barrier Summary

Pole	Quantity:	0
Fire Hydrant	Quantity:	0
Vault	Quantity:	0
Vegetation	Quantity:	0
Sign	Quantity:	0
Other	Quantity:	0

Missing Curb Ramps

Symbol	Quantity		Cost
	0	$	0

Curb Ramps Shown in Other Reports

Symbol	Quantity	Cost
	2	Other Report

Conceptual Budget Estimate Disclaimer

This "cost report" assigns a conceptual budget estimate to resolve non-compliance issues and was developed for planning purposes only. Kimley-Horn has no control over the cost of labor, materials, equipment, or over the Contractor's methods of determining prices or over competitive bidding or market conditions. Opinions of probable costs provided herein are based on the information known to Kimley-Horn at this time and represent only Kimley-Horn's judgment as a design professional familiar with the construction industry. Kimley-Horn cannot and does not guarantee that proposals, bids, or actual construction costs will not vary from its opinions of probable costs.

Sidewalk Barrier Conceptual Budget Summary

Sidewalk barriers are displayed for visual purposes only. Their associated costs are stored in the s yer, which is costed panel-by-panel in the Facility Priority Summary.

PROW Sidewalk Corridor Compliance Summary

Corridor

HIGHCREST DR

Corridor Score & Severity

Score: 4

MEDIUM

Corridor Cost Summary

Facility Type		Cost
Sidewalk	$	249,416
Crosswalks	$	951
Curb Ramps	$	14,900
Missing Ramps	$	0

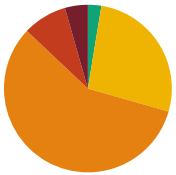

Sidewalk Barrier Priority Distribution

Priority	Percentage (%)
1	4%
2	9%
3	58%
4	27%
5	3%

Corridor Map

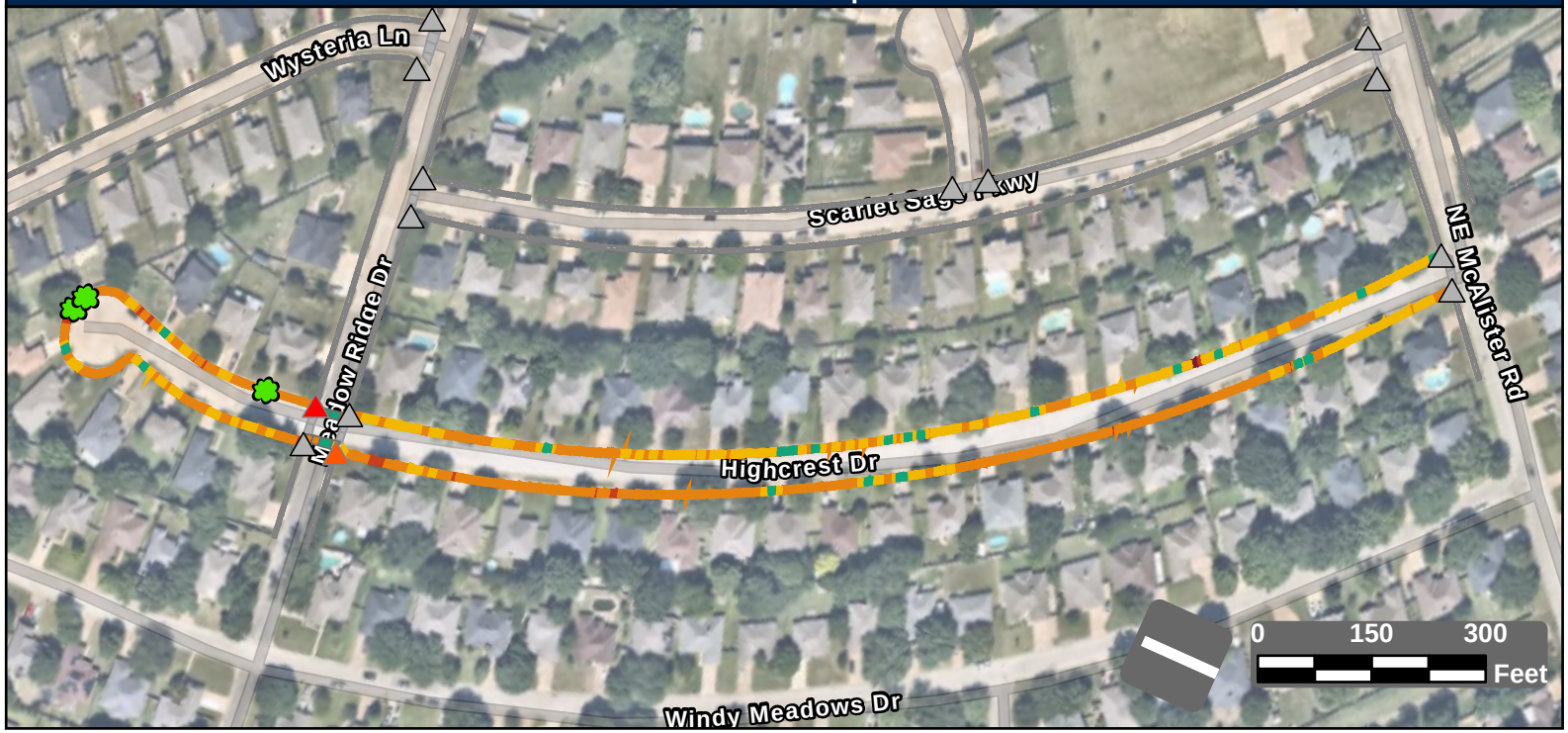

Facility Condition Summary

Sidewalks

Barrier Priority	Length (yd)		Cost
1	179	$	12,100
2	347	$	24,758
3	2,345	$	169,344
4	1,091	$	35,651
5	105	$	7,563
Total	4,067	$	249,416

Curb Ramps

Barrier Priority	Quantity		Cost
1	1	$	7,450
2	1	$	7,450
3	0	$	0
4	0	$	0
5	0	$	0
Total	2	$	14,900

Crosswalks

Barrier Priority	Length (yd)		Cost
1	0	$	0
2	0	$	0
3	32	$	0
4	10	$	951
5	56	$	
Total	98	$	951

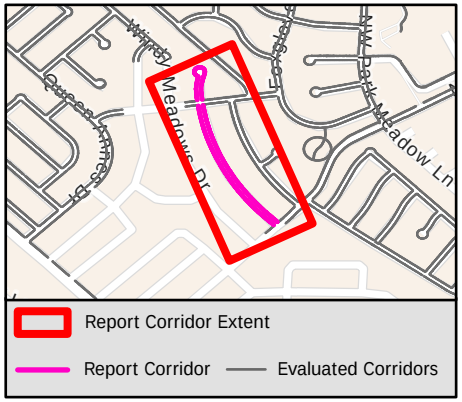

Sidewalk Barrier Summary

Pole	Quantity:	0
Fire Hydrant	Quantity:	0
Vault	Quantity:	0
Vegetation	Quantity:	3
Sign	Quantity:	0
Other	Quantity:	0

Missing Curb Ramps

Symbol	Quantity		Cost
	0	$	0

Curb Ramps Shown in Other Reports

Symbol	Quantity	Cost
	12	Other Report

Conceptual Budget Estimate Disclaimer

This "cost report" assigns a conceptual budget estimate to resolve non-compliance issues and was developed for planning purposes only. Kimley-Horn has no control over the cost of labor, materials, equipment, or over the Contractor's methods of determining prices or over competitive bidding or market conditions. Opinions of probable costs provided herein are based on the information known to Kimley-Horn at this time and represent only Kimley-Horn's judgment as a design professional familiar with the construction industry. Kimley-Horn cannot and does not guarantee that proposals, bids, or actual construction costs will not vary from its opinions of probable costs.

Sidewalk Barrier Conceptual Budget Summary

Sidewalk barriers are displayed for visual purposes only. Their associated costs are stored in the s yer, which is costed panel-by-panel in the Facility Priority Summary.

PROW Sidewalk Corridor Compliance Summary

Corridor

HIGHPOINT PKWY

Corridor Score & Severity

Score: 5

LOW

Corridor Cost Summary

Facility Type		Cost
Sidewalk	$	55,990
Crosswalks	$	8,735
Curb Ramps	$	56,050
Missing Ramps	$	0

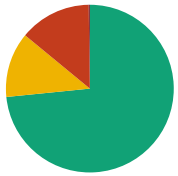

Sidewalk Barrier Priority Distribution

Priority	Percentage (%)
1	0%
2	14%
3	0%
4	13%
5	73%

Corridor Map

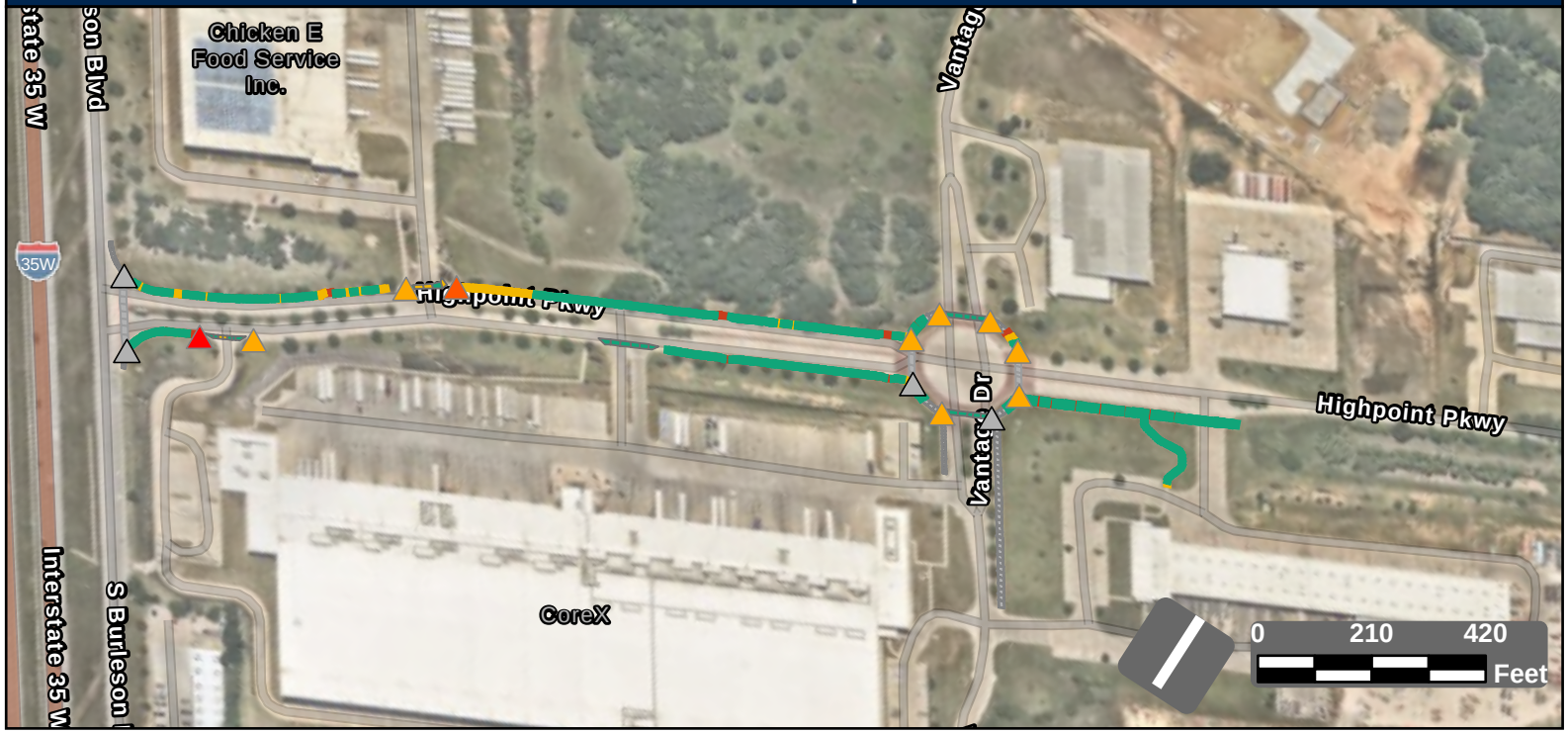

Facility Condition Summary

Sidewalks

Barrier Priority	Length (yd)		Cost
1	5	$	242
2	294	$	17,953
3	0	$	0
4	267	$	23,378
5	1,561	$	14,418
Total	2,127	$	55,990

Curb Ramps

Barrier Priority	Quantity		Cost
1	1	$	7,450
2	1	$	8,950
3	8	$	39,650
4	0	$	0
5	0	$	0
Total	10	$	56,050

Crosswalks

Barrier Priority	Length (yd)		Cost
1	0	$	0
2	0	$	0
3	0	$	0
4	56	$	8,735
5	318	$	
Total	374	$	8,735

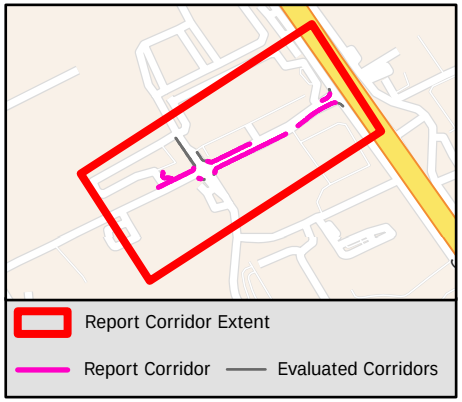

Sidewalk Barrier Summary

Pole	Quantity:	0
Fire Hydrant	Quantity:	0
Vault	Quantity:	0
Vegetation	Quantity:	0
Sign	Quantity:	0
Other	Quantity:	0

Missing Curb Ramps

Symbol	Quantity		Cost
	0	$	0

Curb Ramps Shown in Other Reports

Symbol	Quantity	Cost
	4	Other Report

Conceptual Budget Estimate Disclaimer

This "cost report" assigns a conceptual budget estimate to resolve non-compliance issues and was developed for planning purposes only. Kimley-Horn has no control over the cost of labor, materials, equipment, or over the Contractor's methods of determining prices or over competitive bidding or market conditions. Opinions of probable costs provided herein are based on the information known to Kimley-Horn at this time and represent only Kimley-Horn's judgment as a design professional familiar with the construction industry. Kimley-Horn cannot and does not guarantee that proposals, bids, or actual construction costs will not vary from its opinions of probable costs.

Sidewalk Barrier Conceptual Budget Summary

Sidewalk barriers are displayed for visual purposes only. Their associated costs are stored in the s yer, which is costed panel-by-panel in the Facility Priority Summary.

PROW Sidewalk Corridor Compliance Summary

Corridor

HILLSIDE CT

Corridor Score & Severity

Score: 3

MEDIUM

Corridor Cost Summary

Facility Type		Cost
Sidewalk	$	113,228
Crosswalks	$	0
Curb Ramps	$	0
Missing Ramps	$	0

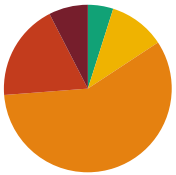

Sidewalk Barrier Priority Distribution

Priority	Percentage (%)
1	8%
2	19%
3	58%
4	11%
5	5%

Corridor Map

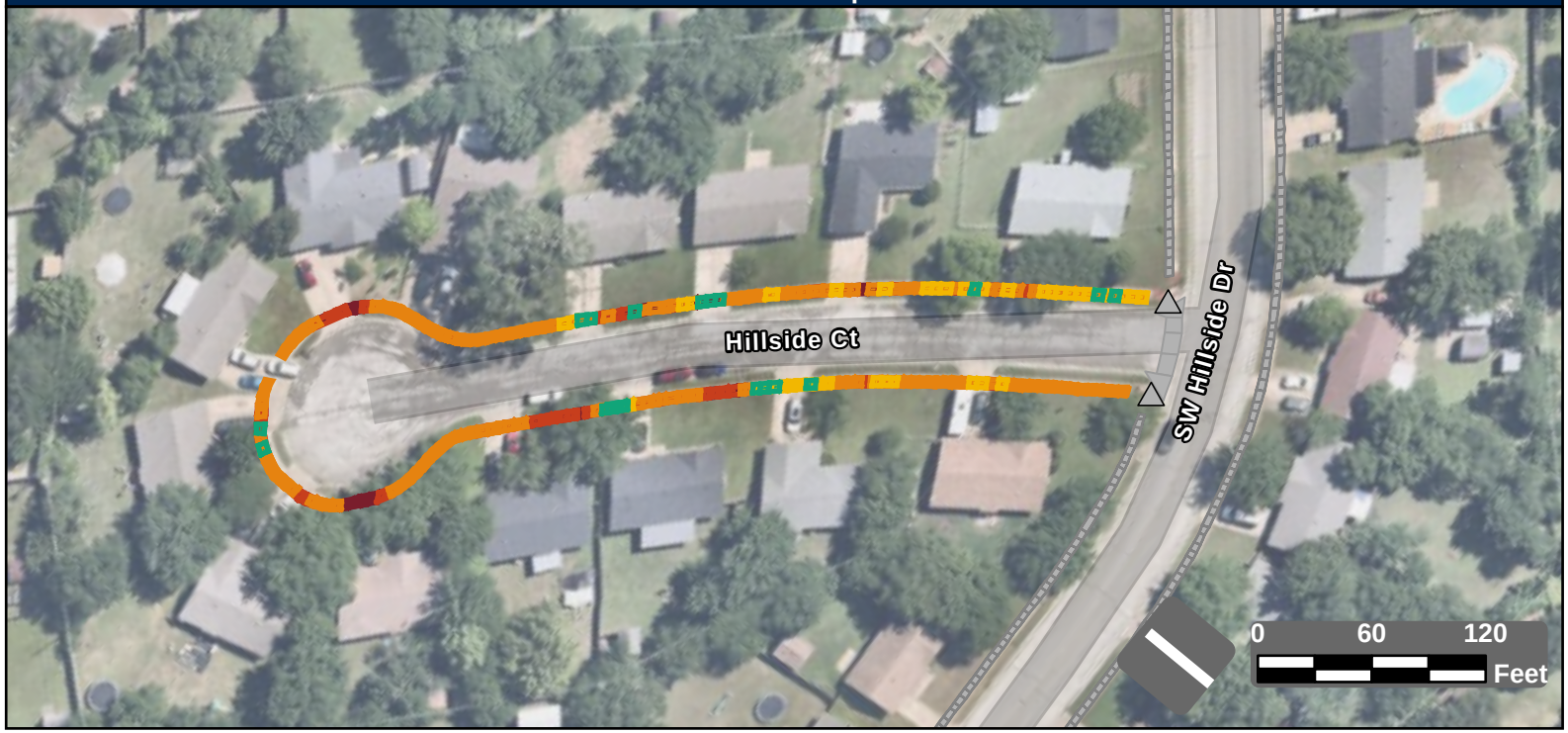

Facility Condition Summary

Sidewalks

Barrier Priority	Length (yd)		Cost
1	131	$	9,540
2	323	$	22,466
3	1,005	$	72,602
4	188	$	6,571
5	84	$	2,049
Total	1,731	$	113,228

Curb Ramps

Barrier Priority	Quantity		Cost
1	0	$	0
2	0	$	0
3	0	$	0
4	0	$	0
5	0	$	0
Total	0	$	0

Crosswalks

Barrier Priority	Length (yd)		Cost
1	0	$	0
2	0	$	0
3	0	$	0
4	0	$	0
5	0	$	0
Total	0	$	0

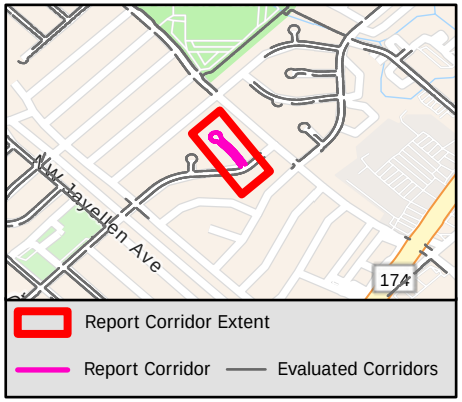

Sidewalk Barrier Summary

Pole	Quantity:	0
Fire Hydrant	Quantity:	0
Vault	Quantity:	0
Vegetation	Quantity:	0
Sign	Quantity:	0
Other	Quantity:	0

Missing Curb Ramps

Symbol	Quantity		Cost
	0	$	0

Curb Ramps Shown in Other Reports

Symbol	Quantity	Cost
	2	Other Report

Conceptual Budget Estimate Disclaimer

This "cost report" assigns a conceptual budget estimate to resolve non-compliance issues and was developed for planning purposes only. Kimley-Horn has no control over the cost of labor, materials, equipment, or over the Contractor's methods of determining prices or over competitive bidding or market conditions. Opinions of probable costs provided herein are based on the information known to Kimley-Horn at this time and represent only Kimley-Horn's judgment as a design professional familiar with the construction industry. Kimley-Horn cannot and does not guarantee that proposals, bids, or actual construction costs will not vary from its opinions of probable costs.

Sidewalk Barrier Conceptual Budget Summary

Sidewalk barriers are displayed for visual purposes only. Their associated costs are stored in the s yer, which is costed panel-by-panel in the Facility Priority Summary.

PROW Sidewalk Corridor Compliance Summary

Corridor

HILLSIDE DR

Corridor Score & Severity

Score: 3
MEDIUM

Corridor Cost Summary

Facility Type		Cost
Sidewalk	$	610,445
Crosswalks	$	34,030
Curb Ramps	$	314,450
Missing Ramps	$	91,000

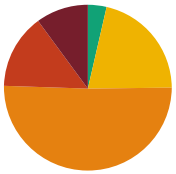

Sidewalk Barrier Priority Distribution

Priority	Percentage (%)
1	10%
2	14%
3	51%
4	21%
5	4%

Corridor Map

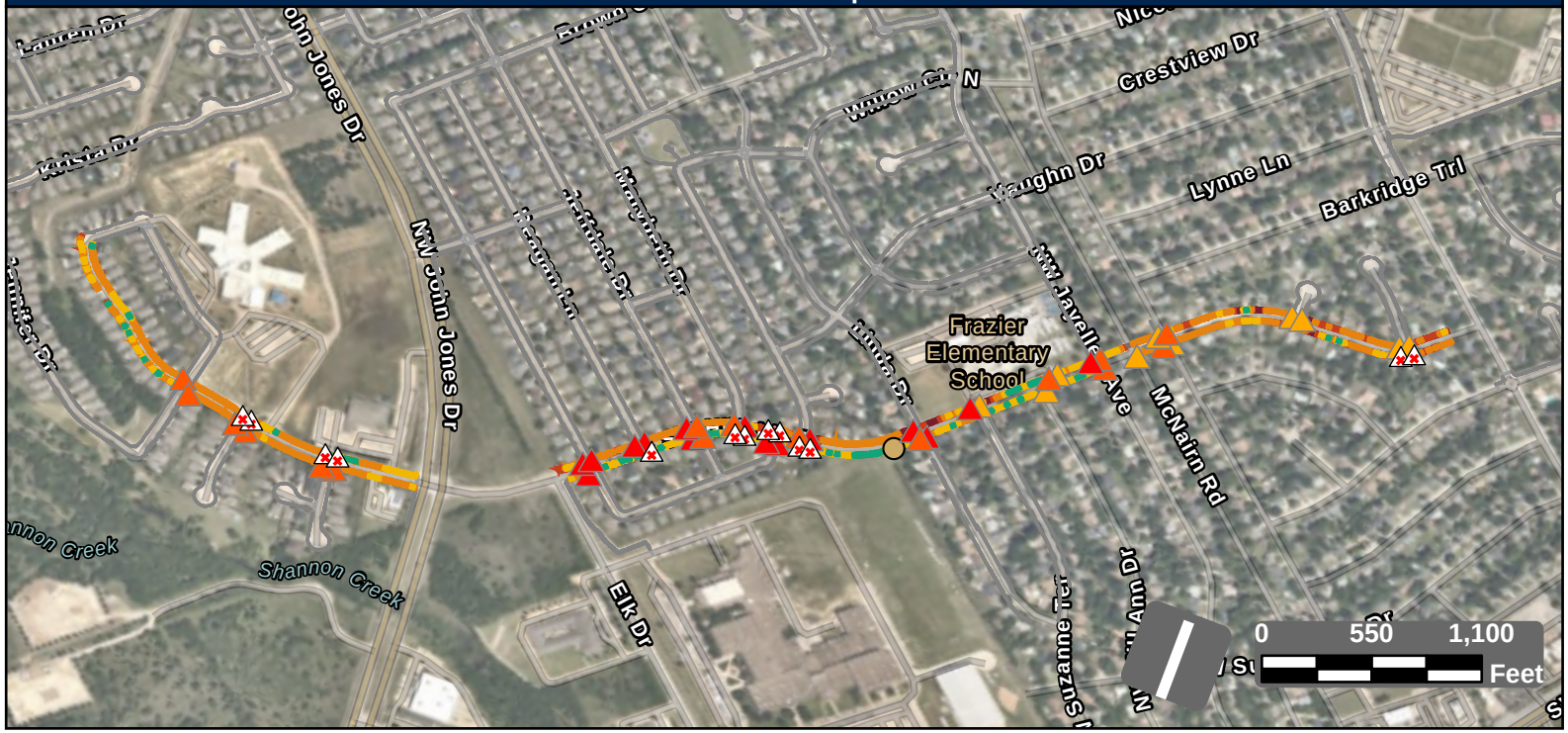

Facility Condition Summary

Sidewalks

Barrier Priority	Length (yd)		Cost
1	978	$	69,027
2	1,396	$	96,686
3	4,920	$	355,336
4	2,060	$	74,916
5	347	$	14,479
Total	9,700	$	610,445

Curb Ramps

Barrier Priority	Quantity		Cost
1	15	$	110,250
2	16	$	125,200
3	10	$	79,000
4	0	$	0
5	0	$	0
Total	41	$	314,450

Crosswalks

Barrier Priority	Length (yd)		Cost
1	0	$	0
2	0	$	0
3	71	$	4,444
4	277	$	29,586
5	676	$	0
Total	1,025	$	34,030

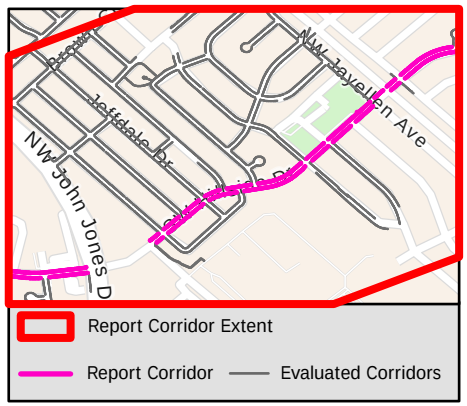

Sidewalk Barrier Summary

Pole	Quantity:	1
Fire Hydrant	Quantity:	0
Vault	Quantity:	0
Vegetation	Quantity:	0
Sign	Quantity:	0
Other	Quantity:	0

Missing Curb Ramps

Symbol	Quantity		Cost
	13	$	91,000

Curb Ramps Shown in Other Reports

Symbol	Quantity	Cost
	0	Other Report

Conceptual Budget Estimate Disclaimer

This "cost report" assigns a conceptual budget estimate to resolve non-compliance issues and was developed for planning purposes only. Kimley-Horn has no control over the cost of labor, materials, equipment, or over the Contractor's methods of determining prices or over competitive bidding or market conditions. Opinions of probable costs provided herein are based on the information known to Kimley-Horn at this time and represent only Kimley-Horn's judgment as a design professional familiar with the construction industry. Kimley-Horn cannot and does not guarantee that proposals, bids, or actual construction costs will not vary from its opinions of probable costs.

Sidewalk Barrier Conceptual Budget Summary

Sidewalk barriers are displayed for visual purposes only. Their associated costs are stored in the s yer, which is costed panel-by-panel in the Facility Priority Summary.

1891

PROW Sidewalk Corridor Compliance Summary

Corridor

HOLLOW CREEK RD

Corridor Score & Severity

Score: 5

LOW

Corridor Cost Summary

Facility Type		Cost
Sidewalk	$	893
Crosswalks	$	1,923
Curb Ramps	$	0
Missing Ramps	$	14,000

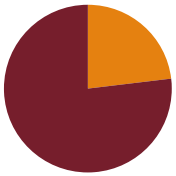

Sidewalk Barrier Priority Distribution

Priority	Percentage (%)
1	2%
2	3%
3	78%
4	16%
5	2%

Corridor Map



Facility Condition Summary

Sidewalks

Barrier Priority	Length (yd)		Cost
1	18	$	1,290
2	26	$	1,691
3	754	$	54,440
4	151	$	3,739
5	22	$	1,275
Total	12	$	893

Curb Ramps

Barrier Priority	Quantity		Cost
1	2	$	13,400
2	3	$	19,350
3	0	$	0
4	0	$	0
5	0	$	0
Total	0	$	0

Crosswalks

Barrier Priority	Length (yd)		Cost
1	0	$	0
2	0	$	0
3	0	$	0
4	39	$	1,923
5	194	$	
Total	0	$	0

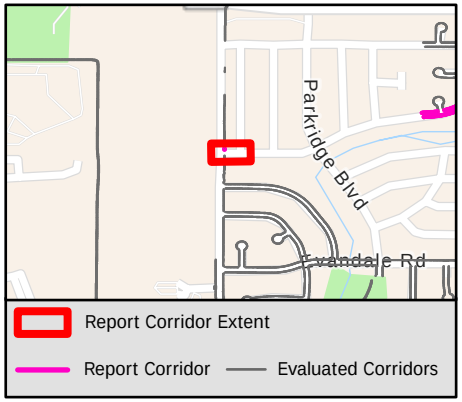

Sidewalk Barrier Summary

Pole	Quantity:	0
Fire Hydrant	Quantity:	0
Vault	Quantity:	0
Vegetation	Quantity:	0
Sign	Quantity:	0
Other	Quantity:	0

Missing Curb Ramps

Symbol	Quantity		Cost
	2	$	14,000

Curb Ramps Shown in Other Reports

Symbol	Quantity	Cost
	2	Other Report

Conceptual Budget Estimate Disclaimer

This "cost report" assigns a conceptual budget estimate to resolve non-compliance issues and was developed for planning purposes only. Kimley-Horn has no control over the cost of labor, materials, equipment, or over the Contractor's methods of determining prices or over competitive bidding or market conditions. Opinions of probable costs provided herein are based on the information known to Kimley-Horn at this time and represent only Kimley-Horn's judgment as a design professional familiar with the construction industry. Kimley-Horn cannot and does not guarantee that proposals, bids, or actual construction costs will not vary from its opinions of probable costs.

Sidewalk Barrier Conceptual Budget Summary

Sidewalk barriers are displayed for visual purposes only. Their associated costs are stored in the s yer, which is costed panel-by-panel in the Facility Priority Summary.

PROW Sidewalk Corridor Compliance Summary

Corridor

HOLLOW CREEK RD

Corridor Score & Severity

Score: 5

LOW

Corridor Cost Summary

Facility Type		Cost
Sidewalk	$	61,542
Crosswalks	$	1,923
Curb Ramps	$	32,750
Missing Ramps	$	14,000

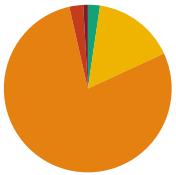

Sidewalk Barrier Priority Distribution

Priority	Percentage (%)
1	2%
2	3%
3	78%
4	16%
5	2%

Corridor Map

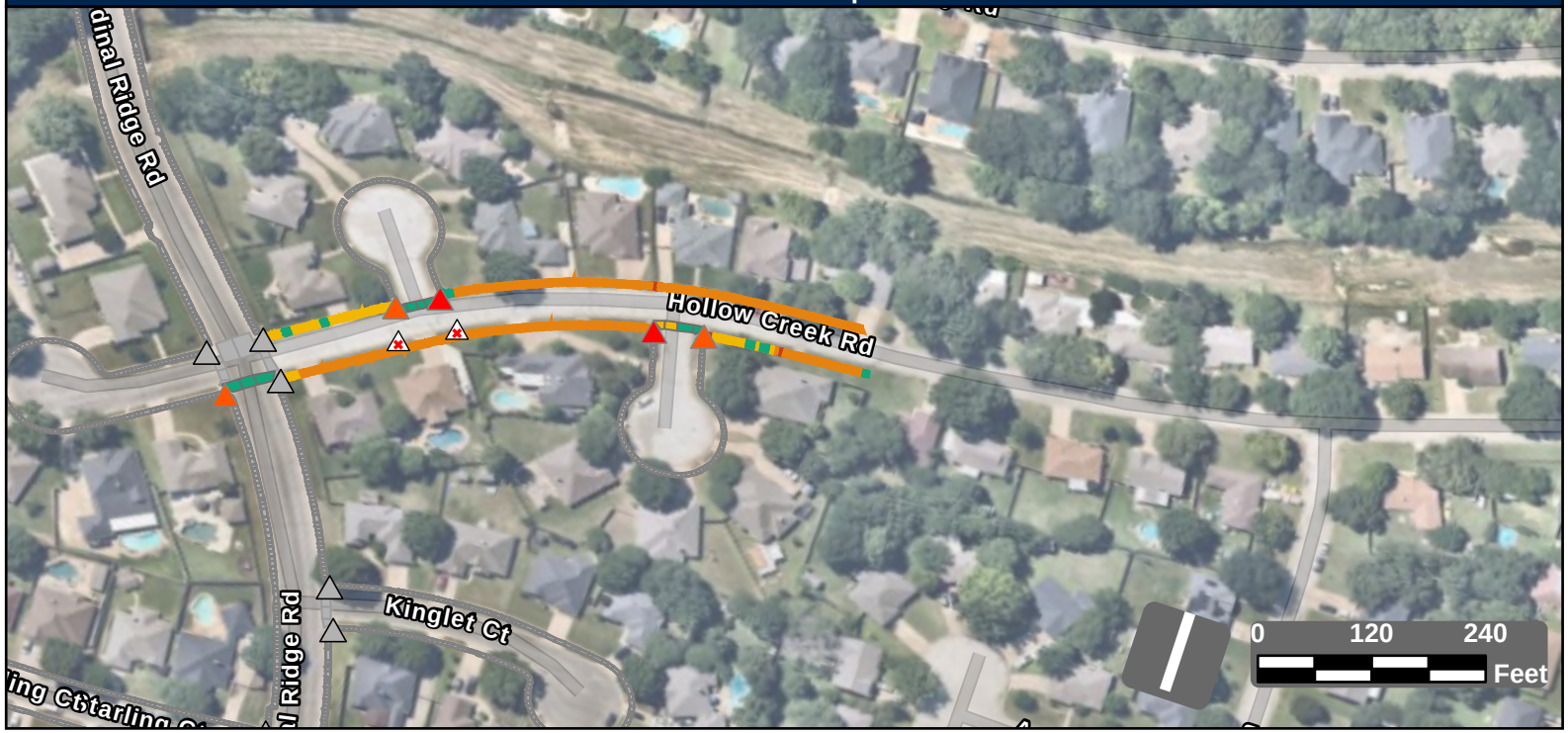

Facility Condition Summary

Sidewalks

Barrier Priority	Length (yd)		Cost
1	18	$	1,290
2	26	$	1,691
3	754	$	54,440
4	151	$	3,739
5	22	$	1,275
Total	958	$	61,542

Curb Ramps

Barrier Priority	Quantity		Cost
1	2	$	13,400
2	3	$	19,350
3	0	$	0
4	0	$	0
5	0	$	0
Total	5	$	32,750

Crosswalks

Barrier Priority	Length (yd)		Cost
1	0	$	0
2	0	$	0
3	0	$	0
4	39	$	1,923
5	194	$	
Total	233	$	1,923

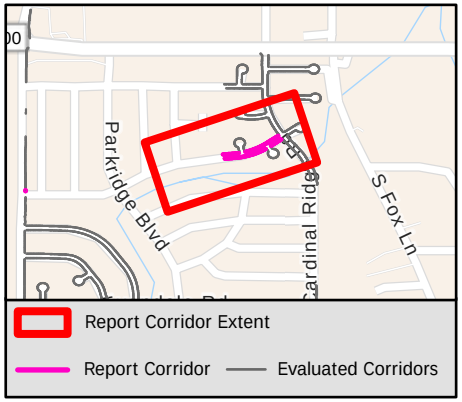

Sidewalk Barrier Summary

Pole	Quantity:	0
Fire Hydrant	Quantity:	0
Vault	Quantity:	0
Vegetation	Quantity:	0
Sign	Quantity:	0
Other	Quantity:	0

Missing Curb Ramps

Symbol	Quantity		Cost
	2	$	14,000

Curb Ramps Shown in Other Reports

Symbol	Quantity	Cost
	6	Other Report

Conceptual Budget Estimate Disclaimer

This "cost report" assigns a conceptual budget estimate to resolve non-compliance issues and was developed for planning purposes only. Kimley-Horn has no control over the cost of labor, materials, equipment, or over the Contractor's methods of determining prices or over competitive bidding or market conditions. Opinions of probable costs provided herein are based on the information known to Kimley-Horn at this time and represent only Kimley-Horn's judgment as a design professional familiar with the construction industry. Kimley-Horn cannot and does not guarantee that proposals, bids, or actual construction costs will not vary from its opinions of probable costs.

Sidewalk Barrier Conceptual Budget Summary

Sidewalk barriers are displayed for visual purposes only. Their associated costs are stored in the s yer, which is costed panel-by-panel in the Facility Priority Summary.

1893

PROW Sidewalk Corridor Compliance Summary

Corridor

HUDSON LN

Corridor Score & Severity

Score: 4

MEDIUM

Corridor Cost Summary

Facility Type		Cost
Sidewalk	$	134,534
Crosswalks	$	0
Curb Ramps	$	7,900
Missing Ramps	$	0

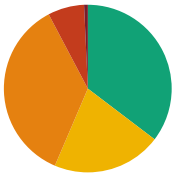

Sidewalk Barrier Priority Distribution

Priority	Percentage (%)
1	1%
2	7%
3	36%
4	21%
5	35%

Corridor Map

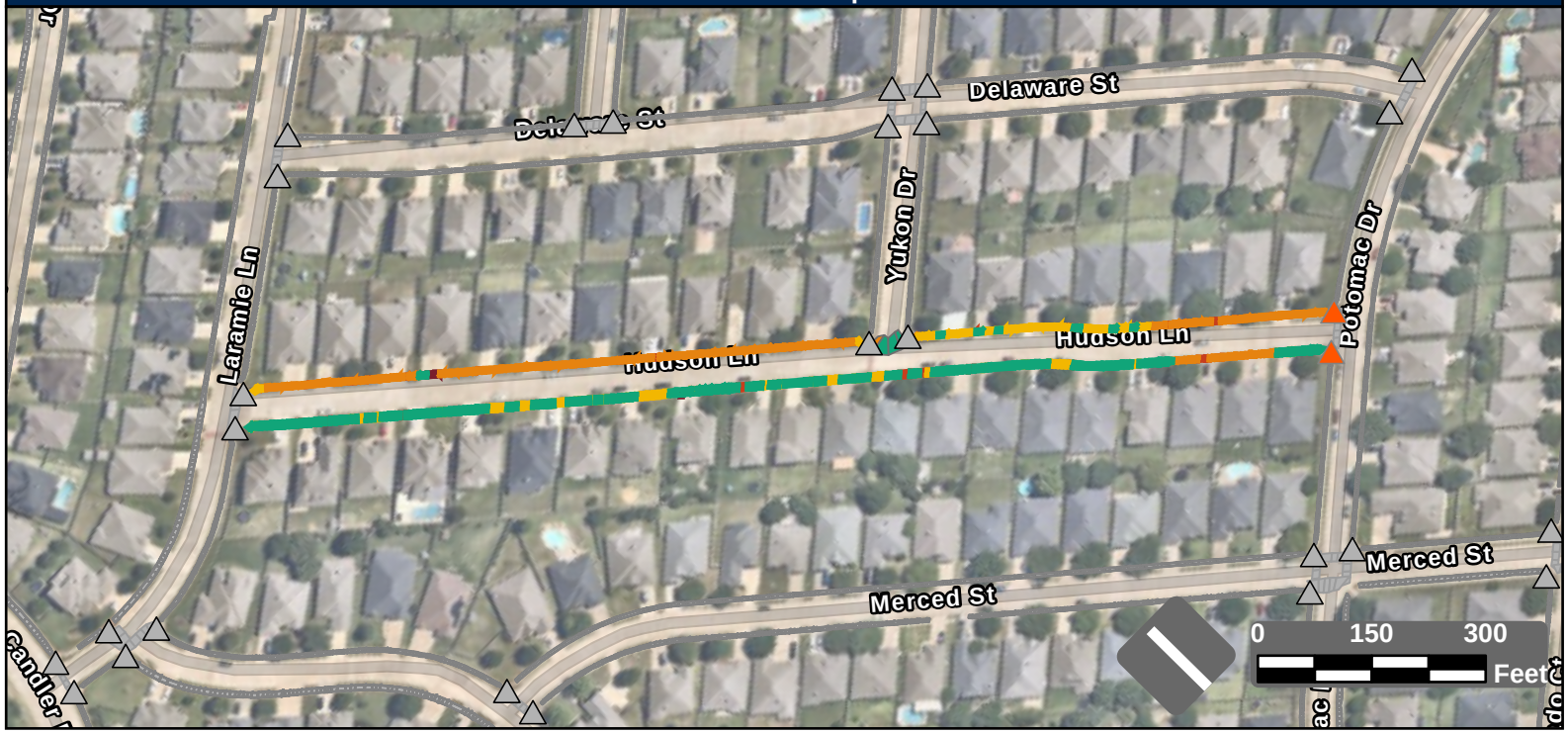

Facility Condition Summary

Sidewalks

Barrier Priority	Length (yd)		Cost
1	18	$	1,372
2	178	$	11,388
3	912	$	65,852
4	535	$	32,299
5	899	$	23,623
Total	2,542	$	134,534

Curb Ramps

Barrier Priority	Quantity		Cost
1	0	$	0
2	2	$	7,900
3	0	$	0
4	0	$	0
5	0	$	0
Total	2	$	7,900

Crosswalks

Barrier Priority	Length (yd)		Cost
1	0	$	0
2	0	$	0
3	22	$	0
4	0	$	0
5	90	$	
Total	112	$	0

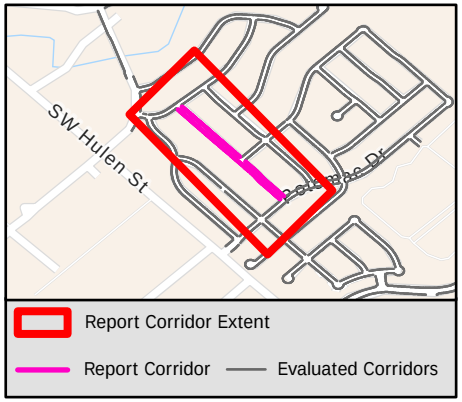

Sidewalk Barrier Summary

Pole	Quantity:	0
Fire Hydrant	Quantity:	0
Vault	Quantity:	0
Vegetation	Quantity:	0
Sign	Quantity:	0
Other	Quantity:	0

Missing Curb Ramps

Symbol	Quantity		Cost
	0	$	0

Curb Ramps Shown in Other Reports

Symbol	Quantity	Cost
	26	Other Report

Conceptual Budget Estimate Disclaimer

This "cost report" assigns a conceptual budget estimate to resolve non-compliance issues and was developed for planning purposes only. Kimley-Horn has no control over the cost of labor, materials, equipment, or over the Contractor's methods of determining prices or over competitive bidding or market conditions. Opinions of probable costs provided herein are based on the information known to Kimley-Horn at this time and represent only Kimley-Horn's judgment as a design professional familiar with the construction industry. Kimley-Horn cannot and does not guarantee that proposals, bids, or actual construction costs will not vary from its opinions of probable costs.

Sidewalk Barrier Conceptual Budget Summary

Sidewalk barriers are displayed for visual purposes only. Their associated costs are stored in the s yer, which is costed panel-by-panel in the Facility Priority Summary.

PROW Sidewalk Corridor Compliance Summary

Corridor

HUEBNER WAY

Corridor Score & Severity

Score: 4
MEDIUM

Corridor Cost Summary

Facility Type		Cost
Sidewalk	$	103,096
Crosswalks	$	0
Curb Ramps	$	0
Missing Ramps	$	0

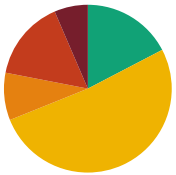

Sidewalk Barrier Priority Distribution

Priority	Percentage (%)
1	6%
2	16%
3	9%
4	52%
5	17%

Corridor Map



Facility Condition Summary

Sidewalks

Barrier Priority	Length (yd)		Cost
1	177	$	10,177
2	425	$	20,674
3	250	$	18,063
4	1,412	$	36,795
5	475	$	17,387
Total	2,739	$	103,096

Curb Ramps

Barrier Priority	Quantity		Cost
1	0	$	0
2	0	$	0
3	0	$	0
4	0	$	0
5	0	$	0
Total	0	$	0

Crosswalks

Barrier Priority	Length (yd)		Cost
1	0	$	0
2	0	$	0
3	0	$	0
4	0	$	0
5	0	$	0
Total	0	$	0

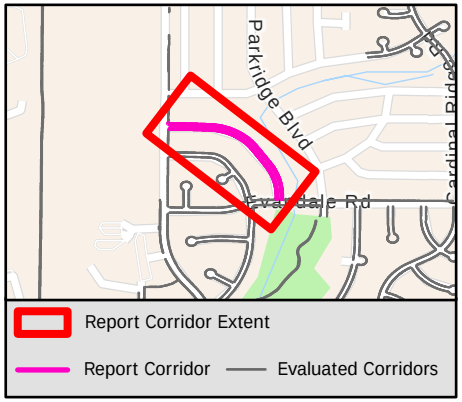

Sidewalk Barrier Summary

Pole	Quantity:	0
Fire Hydrant	Quantity:	1
Vault	Quantity:	0
Vegetation	Quantity:	0
Sign	Quantity:	0
Other	Quantity:	0

Missing Curb Ramps

Symbol	Quantity		Cost
	0	$	0

Curb Ramps Shown in Other Reports

Symbol	Quantity	Cost
	11	Other Report

Conceptual Budget Estimate Disclaimer

This "cost report" assigns a conceptual budget estimate to resolve non-compliance issues and was developed for planning purposes only. Kimley-Horn has no control over the cost of labor, materials, equipment, or over the Contractor's methods of determining prices or over competitive bidding or market conditions. Opinions of probable costs provided herein are based on the information known to Kimley-Horn at this time and represent only Kimley-Horn's judgment as a design professional familiar with the construction industry. Kimley-Horn cannot and does not guarantee that proposals, bids, or actual construction costs will not vary from its opinions of probable costs.

Sidewalk Barrier Conceptual Budget Summary

Sidewalk barriers are displayed for visual purposes only. Their associated costs are stored in the s yer, which is costed panel-by-panel in the Facility Priority Summary.

PROW Sidewalk Corridor Compliance Summary

Corridor

HUNTER LN

Corridor Score & Severity

Score: 4

MEDIUM

Corridor Cost Summary

Facility Type		Cost
Sidewalk	$	69,434
Crosswalks	$	2,110
Curb Ramps	$	8,950
Missing Ramps	$	7,000

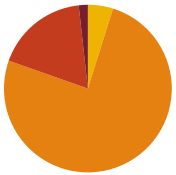

Sidewalk Barrier Priority Distribution

Priority	Percentage (%)
1	2%
2	17%
3	71%
4	9%
5	0%

Corridor Map

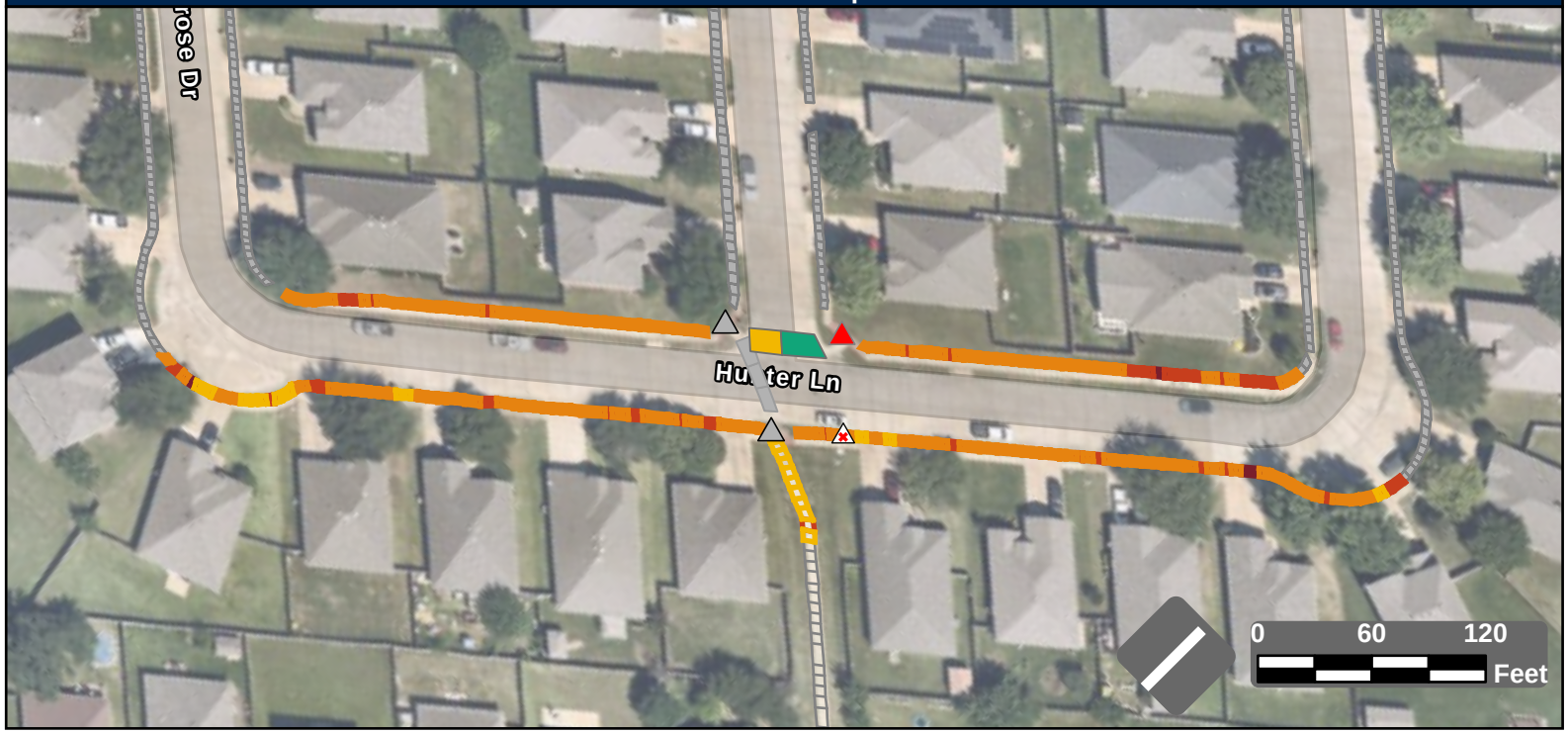

Facility Condition Summary

Sidewalks

Barrier Priority	Length (yd)		Cost
1	17	$	970
2	176	$	12,742
3	747	$	53,926
4	48	$	1,796
5	0	$	0
Total	989	$	69,434

Curb Ramps

Barrier Priority	Quantity		Cost
1	1	$	8,950
2	0	$	0
3	0	$	0
4	0	$	0
5	0	$	0
Total	1	$	8,950

Crosswalks

Barrier Priority	Length (yd)		Cost
1	0	$	0
2	0	$	0
3	0	$	0
4	21	$	2,110
5	25	$	
Total	47	$	2,110

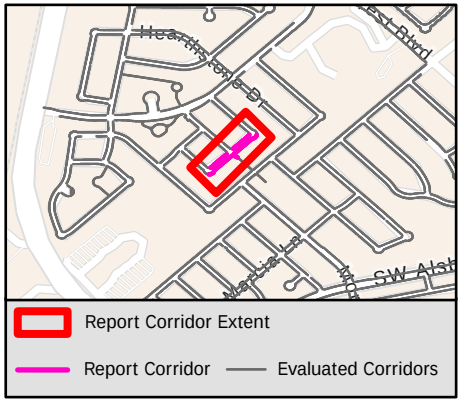

Sidewalk Barrier Summary

Pole	Quantity:	0
Fire Hydrant	Quantity:	0
Vault	Quantity:	0
Vegetation	Quantity:	0
Sign	Quantity:	0
Other	Quantity:	0

Missing Curb Ramps

Symbol	Quantity		Cost
	1	$	7,000

Curb Ramps Shown in Other Reports

Symbol	Quantity	Cost
	2	Other Report

Conceptual Budget Estimate Disclaimer

This "cost report" assigns a conceptual budget estimate to resolve non-compliance issues and was developed for planning purposes only. Kimley-Horn has no control over the cost of labor, materials, equipment, or over the Contractor's methods of determining prices or over competitive bidding or market conditions. Opinions of probable costs provided herein are based on the information known to Kimley-Horn at this time and represent only Kimley-Horn's judgment as a design professional familiar with the construction industry. Kimley-Horn cannot and does not guarantee that proposals, bids, or actual construction costs will not vary from its opinions of probable costs.

Sidewalk Barrier Conceptual Budget Summary

Sidewalk barriers are displayed for visual purposes only. Their associated costs are stored in the s yer, which is costed panel-by-panel in the Facility Priority Summary.

PROW Sidewalk Corridor Compliance Summary

Corridor

IMPATIENS DR

Corridor Score & Severity

Score: 5

LOW

Corridor Cost Summary

Facility Type		Cost
Sidewalk	$	66,629
Crosswalks	$	6,137
Curb Ramps	$	35,800
Missing Ramps	$	0

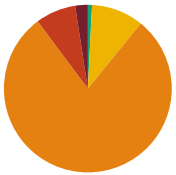

Sidewalk Barrier Priority Distribution

Priority	Percentage (%)
1	2%
2	8%
3	79%
4	10%
5	1%

Corridor Map

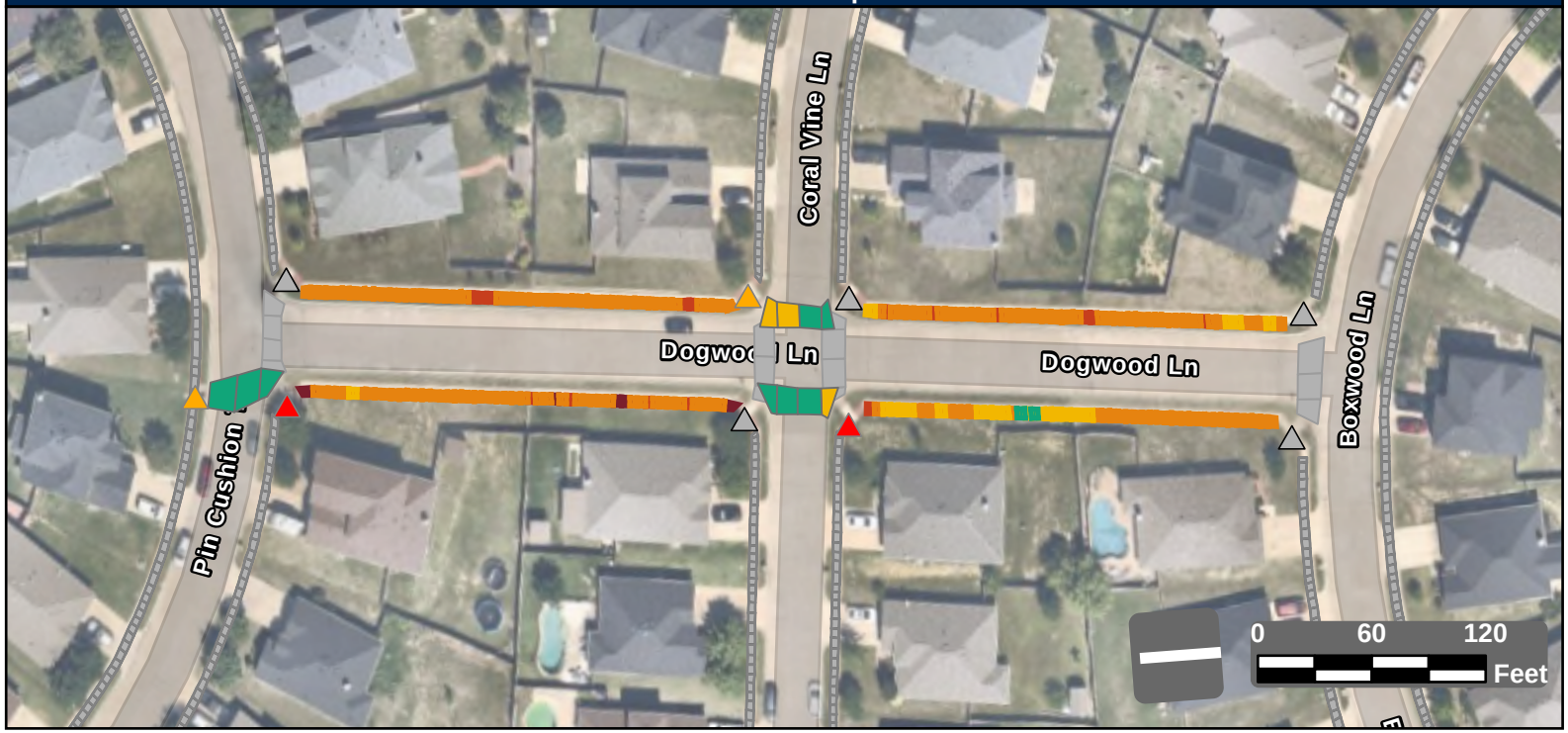

Facility Condition Summary

Sidewalks

Barrier Priority	Length (yd)		Cost
1	22	$	1,610
2	72	$	5,180
3	728	$	52,604
4	93	$	6,694
5	7	$	541
Total	923	$	66,629

Curb Ramps

Barrier Priority	Quantity		Cost
1	2	$	17,900
2	0	$	0
3	2	$	17,900
4	0	$	0
5	0	$	0
Total	4	$	35,800

Crosswalks

Barrier Priority	Length (yd)		Cost
1	0	$	0
2	0	$	0
3	0	$	0
4	36	$	6,137
5	182	$	
Total	217	$	6,137

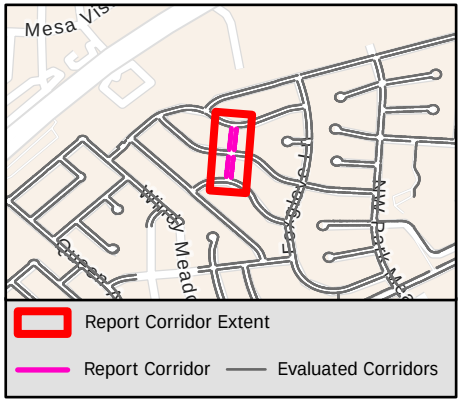

Sidewalk Barrier Summary

Pole	Quantity:	0
Fire Hydrant	Quantity:	0
Vault	Quantity:	0
Vegetation	Quantity:	0
Sign	Quantity:	0
Other	Quantity:	0

Missing Curb Ramps

Symbol	Quantity		Cost
	0	$	0

Curb Ramps Shown in Other Reports

Symbol	Quantity	Cost
	5	Other Report

Conceptual Budget Estimate Disclaimer

This "cost report" assigns a conceptual budget estimate to resolve non-compliance issues and was developed for planning purposes only. Kimley-Horn has no control over the cost of labor, materials, equipment, or over the Contractor's methods of determining prices or over competitive bidding or market conditions. Opinions of probable costs provided herein are based on the information known to Kimley-Horn at this time and represent only Kimley-Horn's judgment as a design professional familiar with the construction industry. Kimley-Horn cannot and does not guarantee that proposals, bids, or actual construction costs will not vary from its opinions of probable costs.

Sidewalk Barrier Conceptual Budget Summary

Sidewalk barriers are displayed for visual purposes only. Their associated costs are stored in the s yer, which is costed panel-by-panel in the Facility Priority Summary.

PROW Sidewalk Corridor Compliance Summary

Corridor

INDIAN BLANKET DR

Corridor Score & Severity

Score: 4

MEDIUM

Corridor Cost Summary

Facility Type		Cost
Sidewalk	$	112,022
Crosswalks	$	2,185
Curb Ramps	$	25,300
Missing Ramps	$	21,000

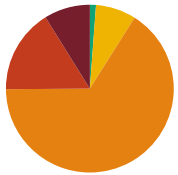

Sidewalk Barrier Priority Distribution

Priority	Percentage (%)
1	9%
2	16%
3	66%
4	8%
5	1%

Corridor Map

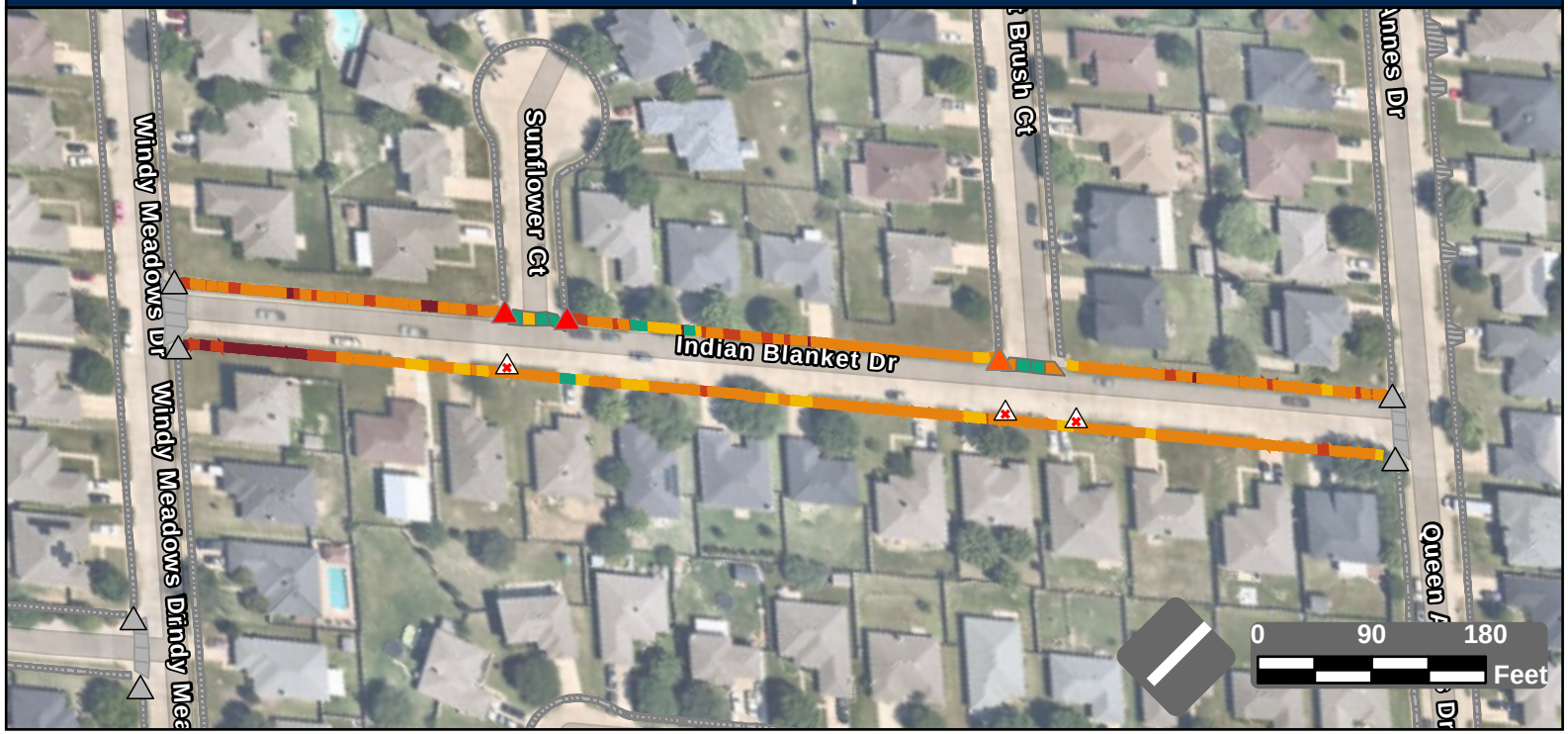

Facility Condition Summary

Sidewalks

Barrier Priority	Length (yd)		Cost
1	143	$	10,318
2	262	$	18,526
3	1,064	$	76,870
4	126	$	4,955
5	19	$	1,352
Total	1,614	$	112,022

Curb Ramps

Barrier Priority	Quantity		Cost
1	3	$	17,850
2	1	$	7,450
3	0	$	0
4	0	$	0
5	0	$	0
Total	4	$	25,300

Crosswalks

Barrier Priority	Length (yd)		Cost
1	0	$	0
2	0	$	0
3	22	$	978
4	12	$	1,207
5	55	$	
Total	90	$	2,185

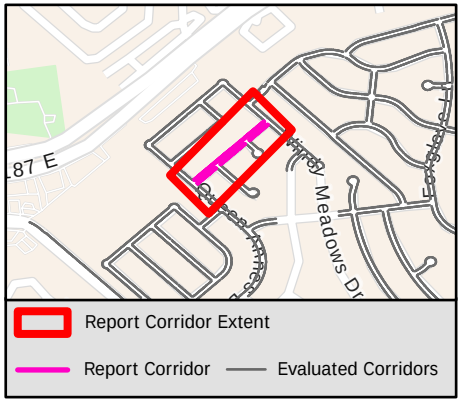

Sidewalk Barrier Summary

Pole	Quantity:	0
Fire Hydrant	Quantity:	0
Vault	Quantity:	0
Vegetation	Quantity:	0
Sign	Quantity:	0
Other	Quantity:	0

Missing Curb Ramps

Symbol	Quantity		Cost
	3	$	21,000

Curb Ramps Shown in Other Reports

Symbol	Quantity	Cost
	6	Other Report

Conceptual Budget Estimate Disclaimer

This "cost report" assigns a conceptual budget estimate to resolve non-compliance issues and was developed for planning purposes only. Kimley-Horn has no control over the cost of labor, materials, equipment, or over the Contractor's methods of determining prices or over competitive bidding or market conditions. Opinions of probable costs provided herein are based on the information known to Kimley-Horn at this time and represent only Kimley-Horn's judgment as a design professional familiar with the construction industry. Kimley-Horn cannot and does not guarantee that proposals, bids, or actual construction costs will not vary from its opinions of probable costs.

Sidewalk Barrier Conceptual Budget Summary

Sidewalk barriers are displayed for visual purposes only. Their associated costs are stored in the s yer, which is costed panel-by-panel in the Facility Priority Summary.

PROW Sidewalk Corridor Compliance Summary

Corridor

INDIGO LN

Corridor Score & Severity

Score: 2

HIGH

Corridor Cost Summary

Facility Type		Cost
Sidewalk	$	30,107
Crosswalks	$	0
Curb Ramps	$	17,850
Missing Ramps	$	0

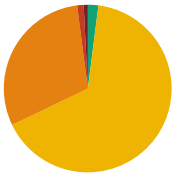

Sidewalk Barrier Priority Distribution

Priority	Percentage (%)
1	1%
2	1%
3	30%
4	66%
5	2%

Corridor Map

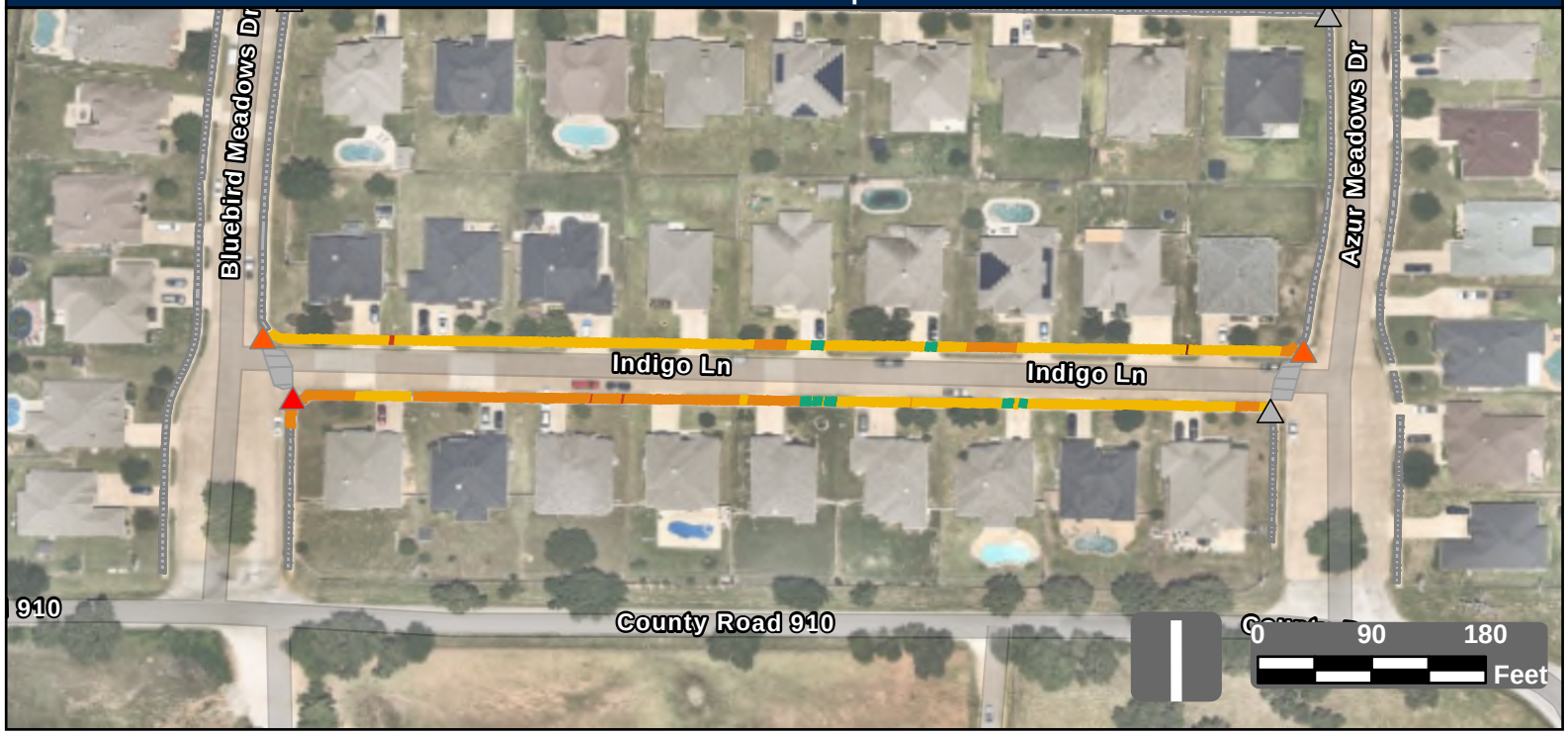

Facility Condition Summary

Sidewalks

Barrier Priority	Length (yd)		Cost
1	10	$	521
2	15	$	859
3	361	$	26,089
4	791	$	893
5	24	$	1,745
Total	1,201	$	30,107

Curb Ramps

Barrier Priority	Quantity		Cost
1	1	$	5,950
2	2	$	11,900
3	0	$	0
4	0	$	0
5	0	$	0
Total	3	$	17,850

Crosswalks

Barrier Priority	Length (yd)		Cost
1	0	$	0
2	0	$	0
3	0	$	0
4	0	$	0
5	0	$	0
Total	0	$	0

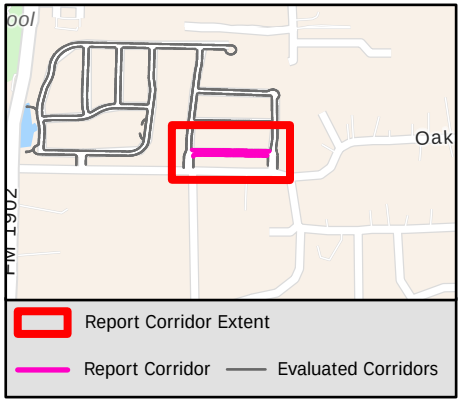

Sidewalk Barrier Summary

Pole	Quantity:	0
Fire Hydrant	Quantity:	0
Vault	Quantity:	0
Vegetation	Quantity:	0
Sign	Quantity:	0
Other	Quantity:	0

Missing Curb Ramps

Symbol	Quantity		Cost
	0	$	0

Curb Ramps Shown in Other Reports

Symbol	Quantity	Cost
	3	Other Report

Conceptual Budget Estimate Disclaimer

This "cost report" assigns a conceptual budget estimate to resolve non-compliance issues and was developed for planning purposes only. Kimley-Horn has no control over the cost of labor, materials, equipment, or over the Contractor's methods of determining prices or over competitive bidding or market conditions. Opinions of probable costs provided herein are based on the information known to Kimley-Horn at this time and represent only Kimley-Horn's judgment as a design professional familiar with the construction industry. Kimley-Horn cannot and does not guarantee that proposals, bids, or actual construction costs will not vary from its opinions of probable costs.

Sidewalk Barrier Conceptual Budget Summary

Sidewalk barriers are displayed for visual purposes only. Their associated costs are stored in the s yer, which is costed panel-by-panel in the Facility Priority Summary.

PROW Sidewalk Corridor Compliance Summary

Corridor

IRENE ST

Corridor Score & Severity

Score: 5

LOW

Corridor Cost Summary

Facility Type		Cost
Sidewalk	$	128,201
Crosswalks	$	12,664
Curb Ramps	$	61,550
Missing Ramps	$	0

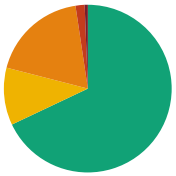

Sidewalk Barrier Priority Distribution

Priority	Percentage (%)
1	1%
2	2%
3	19%
4	11%
5	68%

Corridor Map

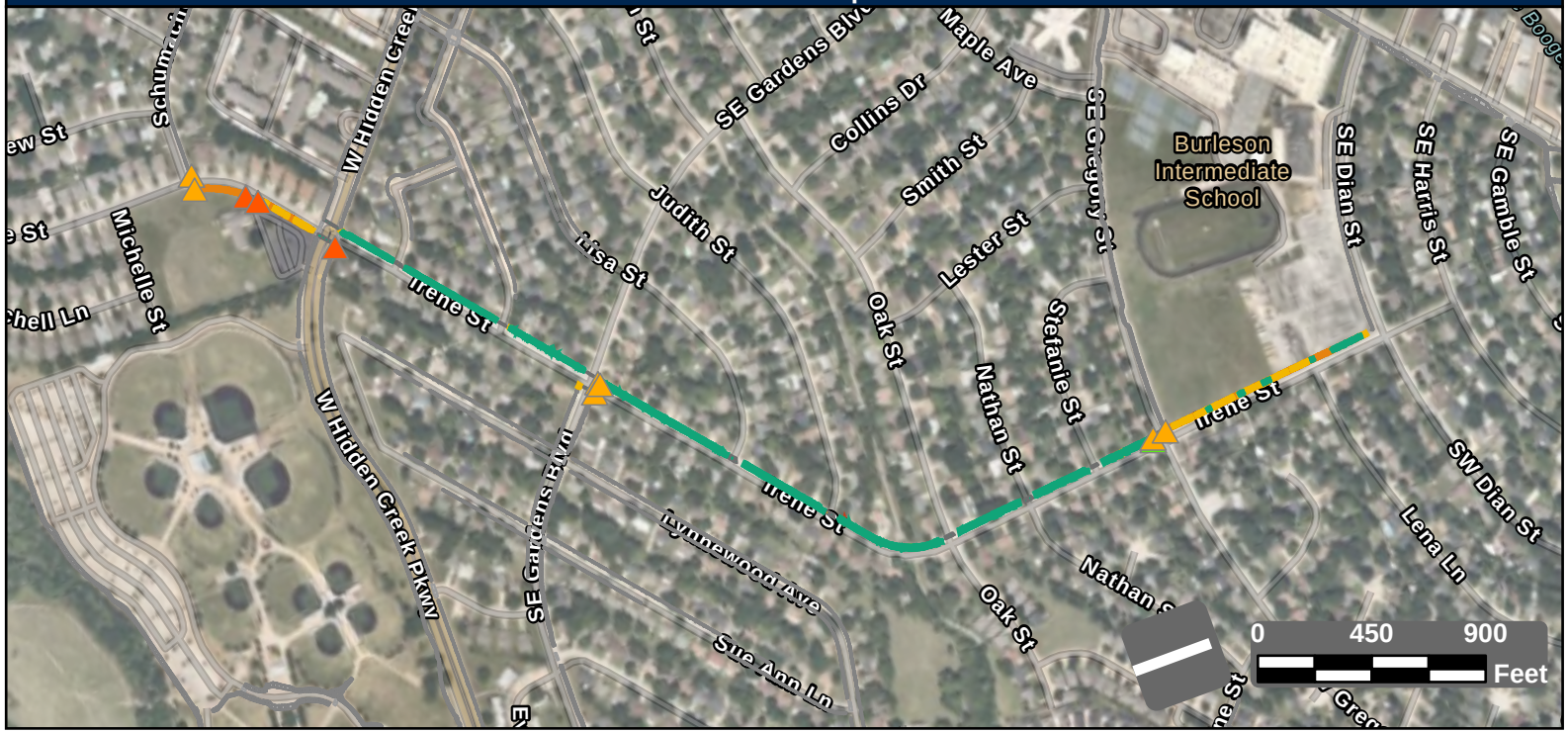

Facility Condition Summary

Sidewalks

Barrier Priority	Length (yd)		Cost
1	25	$	2,218
2	73	$	5,201
3	774	$	57,815
4	459	$	37,453
5	2,825	$	25,513
Total	4,157	$	128,201

Curb Ramps

Barrier Priority	Quantity		Cost
1	0	$	0
2	3	$	17,850
3	7	$	43,700
4	0	$	0
5	1	$	0
Total	11	$	61,550

Crosswalks

Barrier Priority	Length (yd)		Cost
1	0	$	0
2	0	$	0
3	102	$	0
4	106	$	12,664
5	634	$	0
Total	842	$	12,664

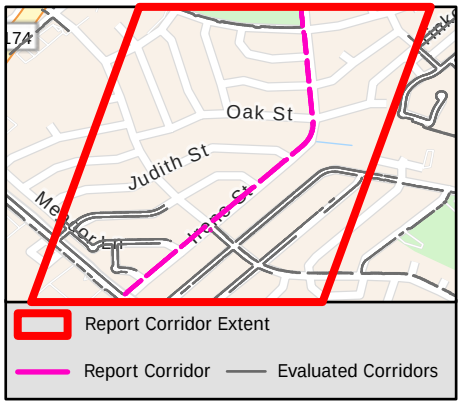

Sidewalk Barrier Summary

Pole	Quantity:	0
Fire Hydrant	Quantity:	0
Vault	Quantity:	0
Vegetation	Quantity:	0
Sign	Quantity:	0
Other	Quantity:	0

Missing Curb Ramps

Symbol	Quantity		Cost
	0	$	0

Curb Ramps Shown in Other Reports

Symbol	Quantity	Cost
	0	Other Report

Conceptual Budget Estimate Disclaimer

This "cost report" assigns a conceptual budget estimate to resolve non-compliance issues and was developed for planning purposes only. Kimley-Horn has no control over the cost of labor, materials, equipment, or over the Contractor's methods of determining prices or over competitive bidding or market conditions. Opinions of probable costs provided herein are based on the information known to Kimley-Horn at this time and represent only Kimley-Horn's judgment as a design professional familiar with the construction industry. Kimley-Horn cannot and does not guarantee that proposals, bids, or actual construction costs will not vary from its opinions of probable costs.

Sidewalk Barrier Conceptual Budget Summary

Sidewalk barriers are displayed for visual purposes only. Their associated costs are stored in the s yer, which is costed panel-by-panel in the Facility Priority Summary.

1900

PROW Sidewalk Corridor Compliance Summary

Corridor

JACOBS CROSSING

Corridor Score & Severity

Score: 4
MEDIUM

Corridor Cost Summary

Facility Type		Cost
Sidewalk	$	41,222
Crosswalks	$	4,963
Curb Ramps	$	13,400
Missing Ramps	$	0

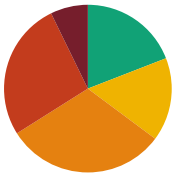

Sidewalk Barrier Priority Distribution

Priority	Percentage (%)
1	7%
2	27%
3	31%
4	16%
5	19%

Corridor Map

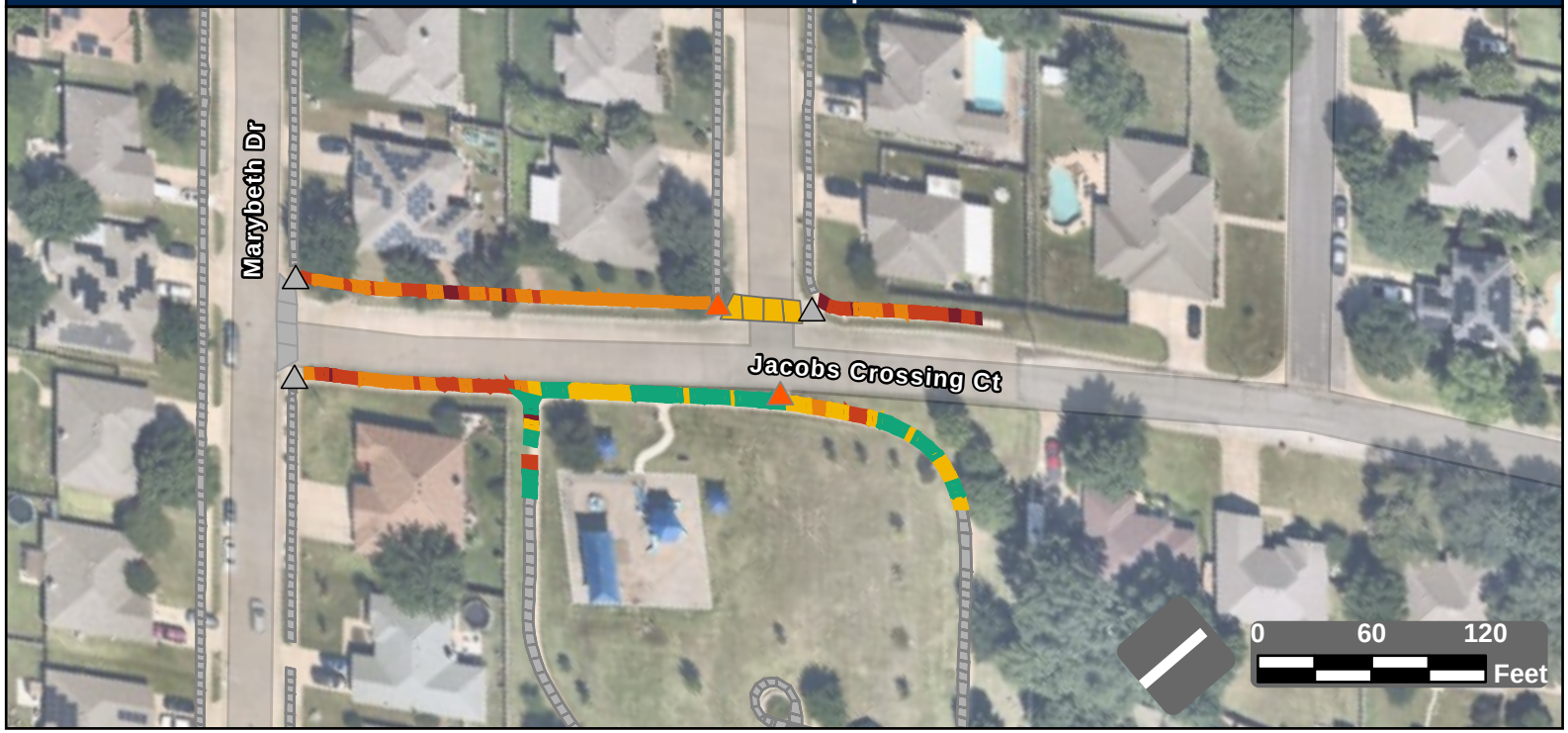

Facility Condition Summary

Sidewalks

Barrier Priority	Length (yd)		Cost
1	47	$	3,232
2	175	$	12,490
3	202	$	14,649
4	105	$	7,978
5	125	$	2,872
Total	655	$	41,222

Curb Ramps

Barrier Priority	Quantity		Cost
1	0	$	0
2	2	$	13,400
3	0	$	0
4	0	$	0
5	0	$	0
Total	2	$	13,400

Crosswalks

Barrier Priority	Length (yd)		Cost
1	0	$	0
2	0	$	0
3	0	$	0
4	50	$	4,963
5	0	$	0
Total	50	$	4,963

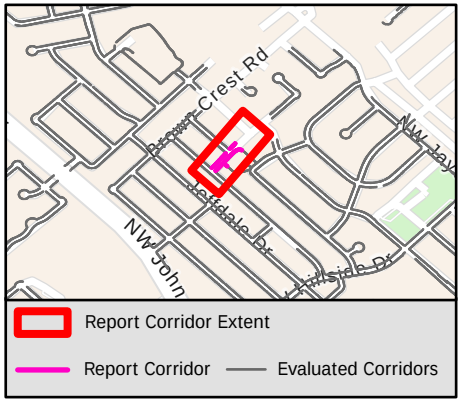

Sidewalk Barrier Summary

Pole	Quantity:	0
Fire Hydrant	Quantity:	0
Vault	Quantity:	0
Vegetation	Quantity:	0
Sign	Quantity:	0
Other	Quantity:	0

Missing Curb Ramps

Symbol	Quantity		Cost
	0	$	0

Curb Ramps Shown in Other Reports

Symbol	Quantity	Cost
	3	Other Report

Conceptual Budget Estimate Disclaimer

This "cost report" assigns a conceptual budget estimate to resolve non-compliance issues and was developed for planning purposes only. Kimley-Horn has no control over the cost of labor, materials, equipment, or over the Contractor's methods of determining prices or over competitive bidding or market conditions. Opinions of probable costs provided herein are based on the information known to Kimley-Horn at this time and represent only Kimley-Horn's judgment as a design professional familiar with the construction industry. Kimley-Horn cannot and does not guarantee that proposals, bids, or actual construction costs will not vary from its opinions of probable costs.

Sidewalk Barrier Conceptual Budget Summary

Sidewalk barriers are displayed for visual purposes only. Their associated costs are stored in the s ver, which is costed panel-by-panel in the Facility Priority Summary.

PROW Sidewalk Corridor Compliance Summary

Corridor

JACOBS CROSSING CT

Corridor Score & Severity

Score: 2

HIGH

Corridor Cost Summary

Facility Type		Cost
Sidewalk	$	71,974
Crosswalks	$	0
Curb Ramps	$	5,950
Missing Ramps	$	14,000

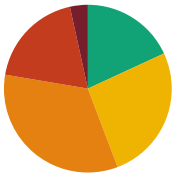

Sidewalk Barrier Priority Distribution

Priority	Percentage (%)
1	3%
2	19%
3	33%
4	26%
5	18%

Corridor Map



Facility Condition Summary

Sidewalks

Barrier Priority	Length (yd)		Cost
1	45	$	3,333
2	249	$	17,280
3	440	$	31,848
4	344	$	17,204
5	239	$	2,308
Total	1,318	$	71,974

Curb Ramps

Barrier Priority	Quantity		Cost
1	1	$	5,950
2	0	$	0
3	0	$	0
4	0	$	0
5	0	$	0
Total	1	$	5,950

Crosswalks

Barrier Priority	Length (yd)		Cost
1	0	$	0
2	0	$	0
3	0	$	0
4	0	$	0
5	0	$	0
Total	0	$	0

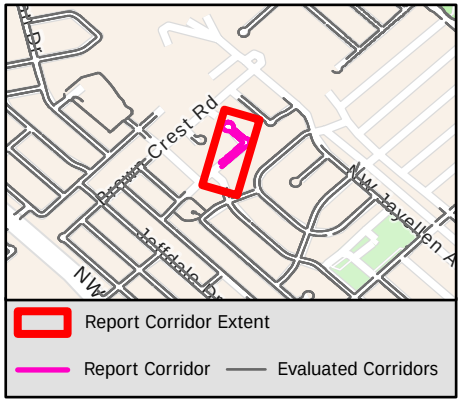

Sidewalk Barrier Summary

Pole	Quantity:	0
Fire Hydrant	Quantity:	0
Vault	Quantity:	0
Vegetation	Quantity:	1
Sign	Quantity:	0
Other	Quantity:	0

Missing Curb Ramps

Symbol	Quantity		Cost
	2	$	14,000

Curb Ramps Shown in Other Reports

Symbol	Quantity	Cost
	0	Other Report

Conceptual Budget Estimate Disclaimer

This "cost report" assigns a conceptual budget estimate to resolve non-compliance issues and was developed for planning purposes only. Kimley-Horn has no control over the cost of labor, materials, equipment, or over the Contractor's methods of determining prices or over competitive bidding or market conditions. Opinions of probable costs provided herein are based on the information known to Kimley-Horn at this time and represent only Kimley-Horn's judgment as a design professional familiar with the construction industry. Kimley-Horn cannot and does not guarantee that proposals, bids, or actual construction costs will not vary from its opinions of probable costs.

Sidewalk Barrier Conceptual Budget Summary

Sidewalk barriers are displayed for visual purposes only. Their associated costs are stored in the s yer, which is costed panel-by-panel in the Facility Priority Summary.

PROW Sidewalk Corridor Compliance Summary

Corridor

JAYELLEN CT

Corridor Score & Severity

Score: 3

MEDIUM

Corridor Cost Summary

Facility Type		Cost
Sidewalk	$	45,364
Crosswalks	$	0
Curb Ramps	$	0
Missing Ramps	$	0

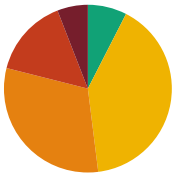

Sidewalk Barrier Priority Distribution

Priority	Percentage (%)
1	6%
2	15%
3	31%
4	40%
5	8%

Corridor Map

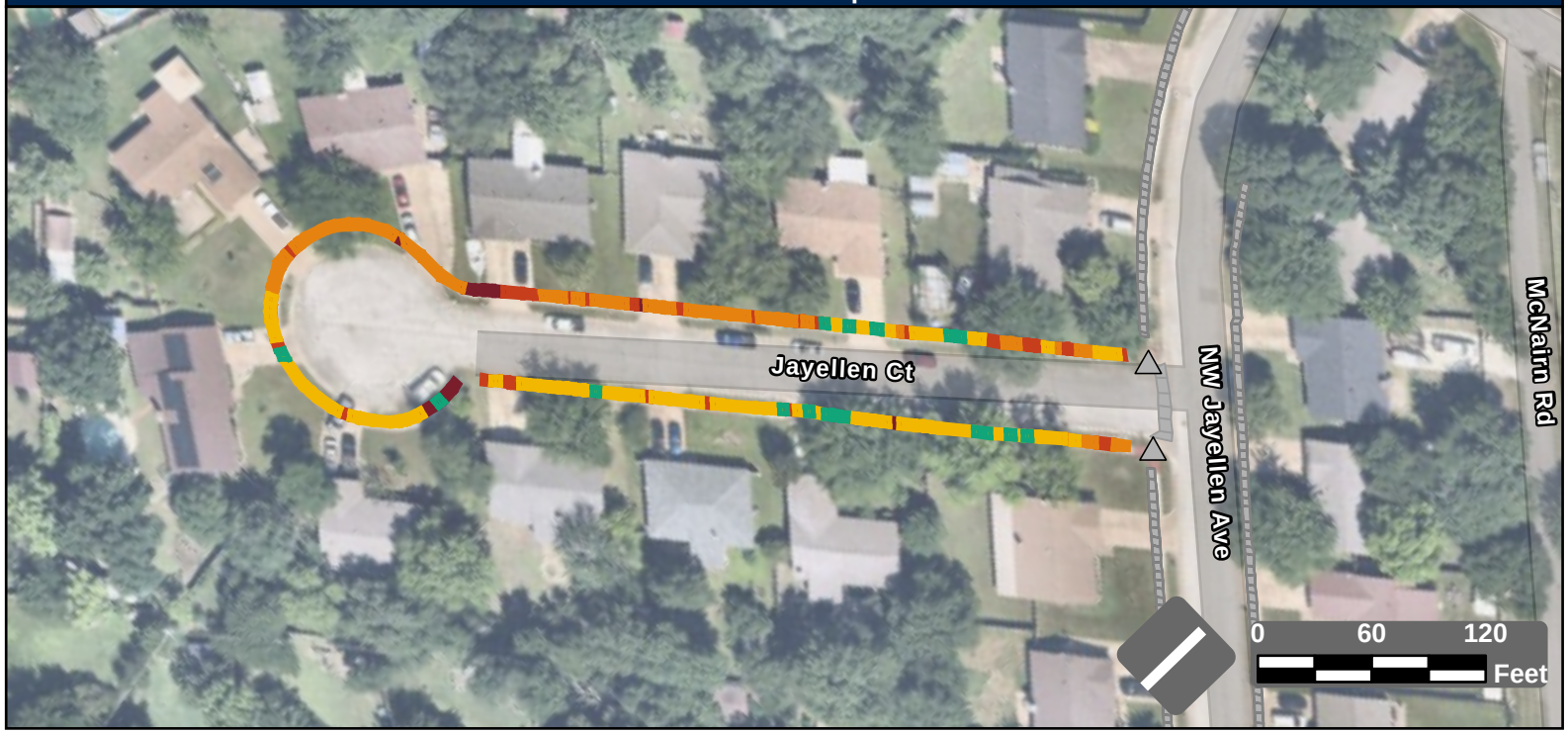

Facility Condition Summary

Sidewalks

Barrier Priority	Length (yd)		Cost
1	53	$	3,365
2	135	$	9,308
3	276	$	19,951
4	361	$	7,892
5	67	$	4,848
Total	893	$	45,364

Curb Ramps

Barrier Priority	Quantity		Cost
1	0	$	0
2	0	$	0
3	0	$	0
4	0	$	0
5	0	$	0
Total	0	$	0

Crosswalks

Barrier Priority	Length (yd)		Cost
1	0	$	0
2	0	$	0
3	0	$	0
4	0	$	0
5	0	$	0
Total	0	$	0

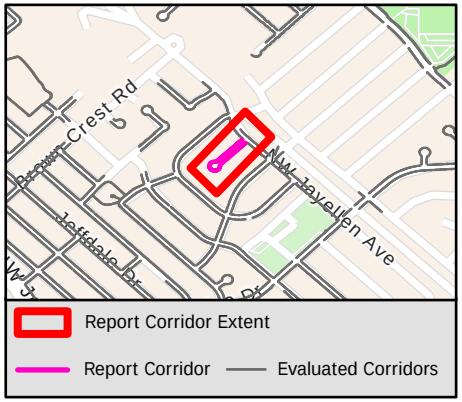

Sidewalk Barrier Summary

Pole	Quantity:	0
Fire Hydrant	Quantity:	0
Vault	Quantity:	0
Vegetation	Quantity:	0
Sign	Quantity:	0
Other	Quantity:	0

Missing Curb Ramps

Symbol	Quantity		Cost
	0	$	0

Curb Ramps Shown in Other Reports

Symbol	Quantity	Cost
	2	Other Report

Conceptual Budget Estimate Disclaimer

This "cost report" assigns a conceptual budget estimate to resolve non-compliance issues and was developed for planning purposes only. Kimley-Horn has no control over the cost of labor, materials, equipment, or over the Contractor's methods of determining prices or over competitive bidding or market conditions. Opinions of probable costs provided herein are based on the information known to Kimley-Horn at this time and represent only Kimley-Horn's judgment as a design professional familiar with the construction industry. Kimley-Horn cannot and does not guarantee that proposals, bids, or actual construction costs will not vary from its opinions of probable costs.

Sidewalk Barrier Conceptual Budget Summary

Sidewalk barriers are displayed for visual purposes only. Their associated costs are stored in the s yer, which is costed panel-by-panel in the Facility Priority Summary.

PROW Sidewalk Corridor Compliance Summary

Corridor

JEFFDALE DR

Corridor Score & Severity

Score: 4

MEDIUM

Corridor Cost Summary

Facility Type		Cost
Sidewalk	$	268,180
Crosswalks	$	11,386
Curb Ramps	$	64,050
Missing Ramps	$	28,000

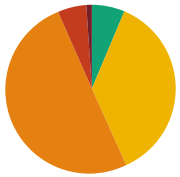

Sidewalk Barrier Priority Distribution

Priority	Percentage (%)
1	1%
2	6%
3	50%
4	37%
5	6%

Corridor Map

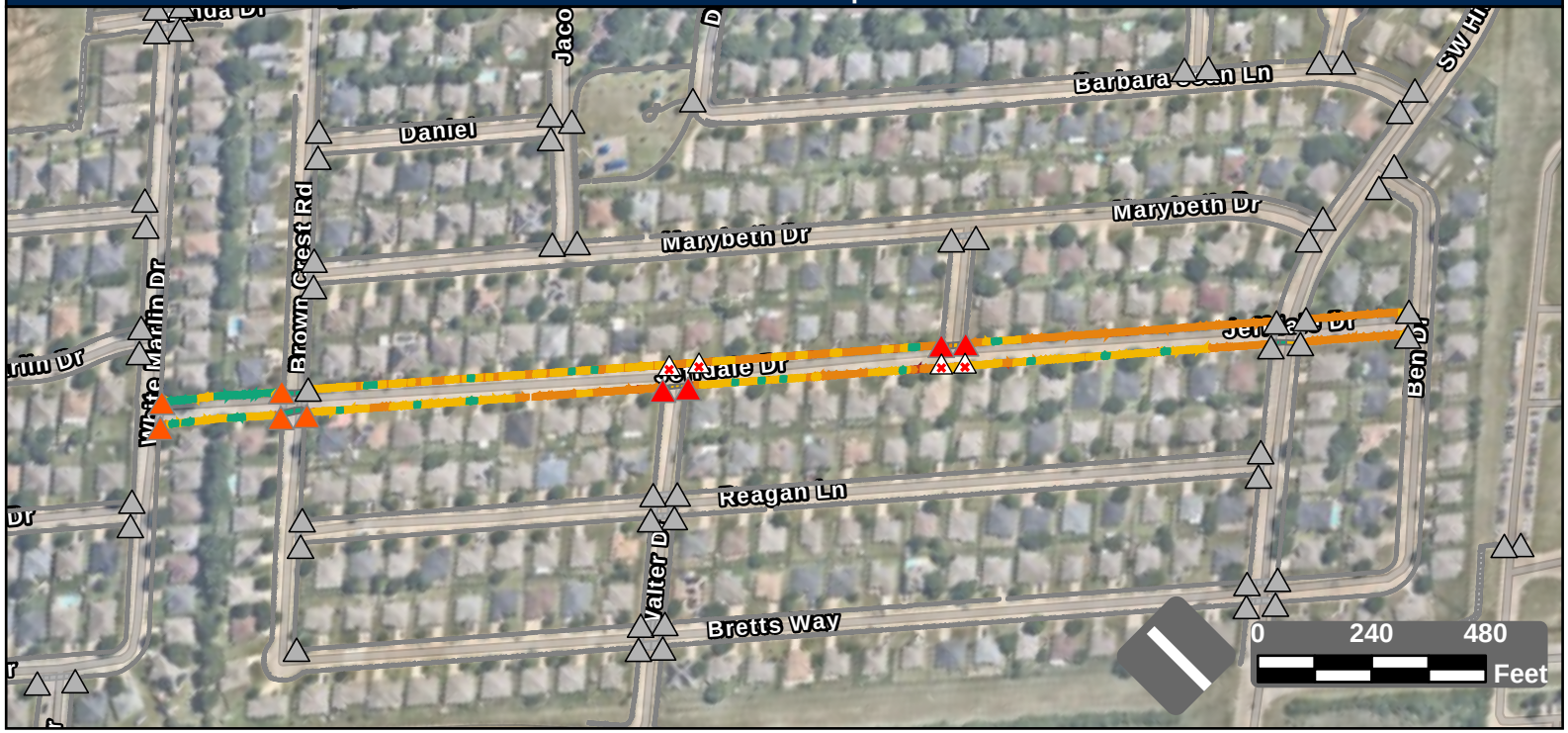

Facility Condition Summary

Sidewalks

Barrier Priority	Length (yd)		Cost
1	44	$	2,924
2	232	$	16,344
3	2,095	$	151,272
4	1,543	$	86,137
5	265	$	11,503
Total	4,177	$	268,180

Curb Ramps

Barrier Priority	Quantity		Cost
1	4	$	29,800
2	5	$	34,250
3	0	$	0
4	0	$	0
5	0	$	0
Total	9	$	64,050

Crosswalks

Barrier Priority	Length (yd)		Cost
1	0	$	0
2	0	$	0
3	23	$	1,310
4	73	$	10,076
5	155	$	
Total	252	$	11,386

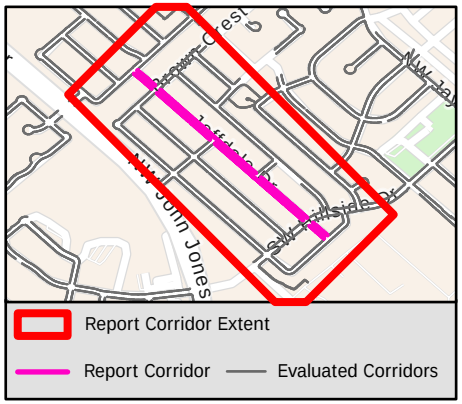

Sidewalk Barrier Summary

Pole	Quantity:	0
Fire Hydrant	Quantity:	0
Vault	Quantity:	0
Vegetation	Quantity:	0
Sign	Quantity:	0
Other	Quantity:	0

Missing Curb Ramps

Symbol	Quantity		Cost
	4	$	28,000

Curb Ramps Shown in Other Reports

Symbol	Quantity	Cost
	60	Other Report

Conceptual Budget Estimate Disclaimer

This "cost report" assigns a conceptual budget estimate to resolve non-compliance issues and was developed for planning purposes only. Kimley-Horn has no control over the cost of labor, materials, equipment, or over the Contractor's methods of determining prices or over competitive bidding or market conditions. Opinions of probable costs provided herein are based on the information known to Kimley-Horn at this time and represent only Kimley-Horn's judgment as a design professional familiar with the construction industry. Kimley-Horn cannot and does not guarantee that proposals, bids, or actual construction costs will not vary from its opinions of probable costs.

Sidewalk Barrier Conceptual Budget Summary

Sidewalk barriers are displayed for visual purposes only. Their associated costs are stored in the s yer, which is costed panel-by-panel in the Facility Priority Summary.

PROW Sidewalk Corridor Compliance Summary

Corridor

JENNIFER DR

Corridor Score & Severity

Score: 4

MEDIUM

Corridor Cost Summary

Facility Type		Cost
Sidewalk	$	176,571
Crosswalks	$	7,579
Curb Ramps	$	58,150
Missing Ramps	$	14,000

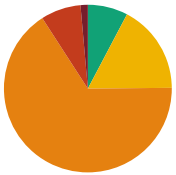

Sidewalk Barrier Priority Distribution

Priority	Percentage (%)
1	1%
2	8%
3	66%
4	17%
5	8%

Corridor Map



Facility Condition Summary

Sidewalks

Barrier Priority	Length (yd)		Cost
1	40	$	2,618
2	225	$	14,868
3	1,915	$	138,334
4	497	$	13,031
5	224	$	7,720
Total	2,901	$	176,571

Curb Ramps

Barrier Priority	Quantity		Cost
1	1	$	8,950
2	6	$	49,200
3	0	$	0
4	0	$	0
5	0	$	0
Total	7	$	58,150

Crosswalks

Barrier Priority	Length (yd)		Cost
1	0	$	0
2	0	$	0
3	10	$	0
4	83	$	7,579
5	77	$	
Total	169	$	7,579

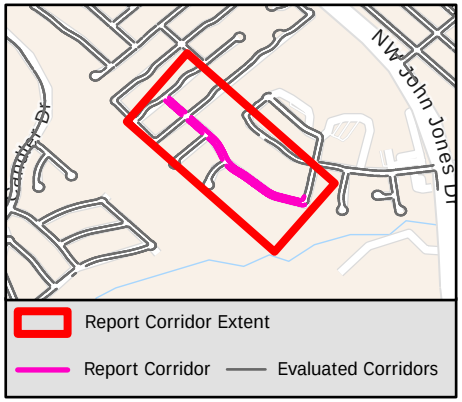

Sidewalk Barrier Summary

Pole	Quantity:	0
Fire Hydrant	Quantity:	0
Vault	Quantity:	0
Vegetation	Quantity:	0
Sign	Quantity:	0
Other	Quantity:	0

Missing Curb Ramps

Symbol	Quantity		Cost
	2	$	14,000

Curb Ramps Shown in Other Reports

Symbol	Quantity	Cost
	8	Other Report

Conceptual Budget Estimate Disclaimer

This "cost report" assigns a conceptual budget estimate to resolve non-compliance issues and was developed for planning purposes only. Kimley-Horn has no control over the cost of labor, materials, equipment, or over the Contractor's methods of determining prices or over competitive bidding or market conditions. Opinions of probable costs provided herein are based on the information known to Kimley-Horn at this time and represent only Kimley-Horn's judgment as a design professional familiar with the construction industry. Kimley-Horn cannot and does not guarantee that proposals, bids, or actual construction costs will not vary from its opinions of probable costs.

Sidewalk Barrier Conceptual Budget Summary

Sidewalk barriers are displayed for visual purposes only. Their associated costs are stored in the s yer, which is costed panel-by-panel in the Facility Priority Summary.

1905

PROW Sidewalk Corridor Compliance Summary

Corridor

JESSICA DR

Corridor Score & Severity

Score: 3
MEDIUM

Corridor Cost Summary

Facility Type		Cost
Sidewalk	$	238,092
Crosswalks	$	4,775
Curb Ramps	$	56,550
Missing Ramps	$	42,000

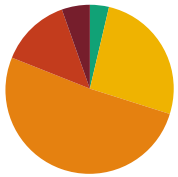

Sidewalk Barrier Priority Distribution

Priority	Percentage (%)
1	5%
2	14%
3	51%
4	26%
5	4%

Corridor Map

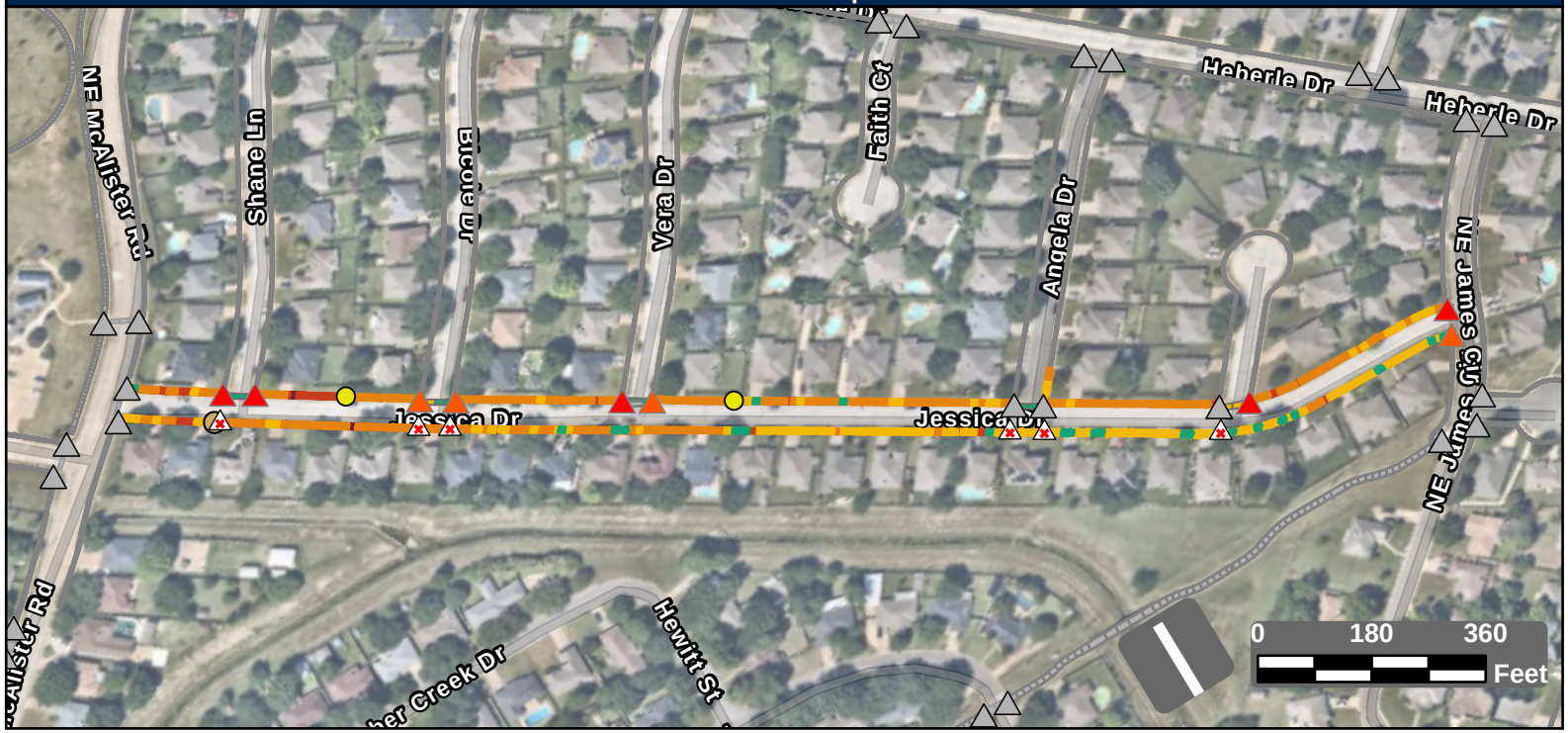

Facility Condition Summary

Sidewalks

Barrier Priority	Length (yd)		Cost
1	202	$	14,398
2	507	$	34,911
3	1,907	$	137,748
4	977	$	44,381
5	137	$	6,654
Total	3,730	$	238,092

Curb Ramps

Barrier Priority	Quantity		Cost
1	5	$	32,750
2	4	$	23,800
3	0	$	0
4	0	$	0
5	0	$	0
Total	9	$	56,550

Crosswalks

Barrier Priority	Length (yd)		Cost
1	0	$	0
2	0	$	0
3	0	$	0
4	50	$	4,775
5	189	$	
Total	239	$	4,775

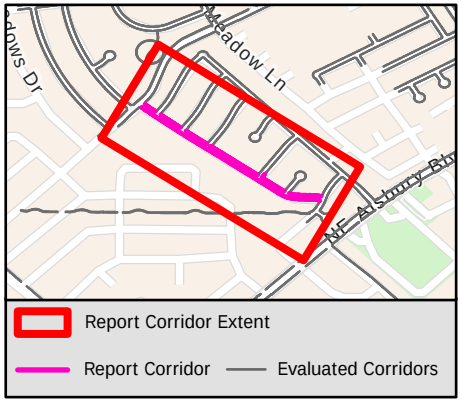

Sidewalk Barrier Summary

Pole	Quantity:	1
Fire Hydrant	Quantity:	0
Vault	Quantity:	0
Vegetation	Quantity:	0
Sign	Quantity:	0
Other	Quantity:	2

Missing Curb Ramps

Symbol	Quantity		Cost
	6	$	42,000

Curb Ramps Shown in Other Reports

Symbol	Quantity	Cost
	24	Other Report

Conceptual Budget Estimate Disclaimer

This "cost report" assigns a conceptual budget estimate to resolve non-compliance issues and was developed for planning purposes only. Kimley-Horn has no control over the cost of labor, materials, equipment, or over the Contractor's methods of determining prices or over competitive bidding or market conditions. Opinions of probable costs provided herein are based on the information known to Kimley-Horn at this time and represent only Kimley-Horn's judgment as a design professional familiar with the construction industry. Kimley-Horn cannot and does not guarantee that proposals, bids, or actual construction costs will not vary from its opinions of probable costs.

Sidewalk Barrier Conceptual Budget Summary

Sidewalk barriers are displayed for visual purposes only. Their associated costs are stored in the s yer, which is costed panel-by-panel in the Facility Priority Summary.

PROW Sidewalk Corridor Compliance Summary

Corridor

JOE ST

Corridor Score & Severity

Score: 4
MEDIUM

Corridor Cost Summary

Facility Type		Cost
Sidewalk	$	72,349
Crosswalks	$	0
Curb Ramps	$	11,900
Missing Ramps	$	0

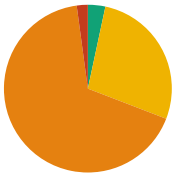

Sidewalk Barrier Priority Distribution

Priority	Percentage (%)
1	0%
2	2%
3	67%
4	28%
5	3%

Corridor Map



Facility Condition Summary

Sidewalks

Barrier Priority	Length (yd)		Cost
1	0	$	0
2	26	$	1,859
3	816	$	58,906
4	335	$	8,645
5	41	$	2,938
Total	1,217	$	72,349

Curb Ramps

Barrier Priority	Quantity		Cost
1	0	$	0
2	1	$	5,950
3	1	$	5,950
4	0	$	0
5	0	$	0
Total	2	$	11,900

Crosswalks

Barrier Priority	Length (yd)		Cost
1	0	$	0
2	0	$	0
3	0	$	0
4	0	$	0
5	0	$	0
Total	0	$	0

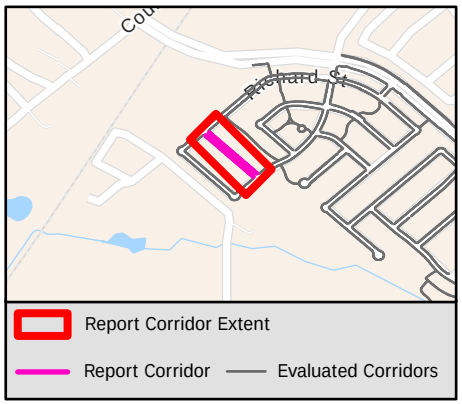

Sidewalk Barrier Summary

Pole	Quantity:	0
Fire Hydrant	Quantity:	0
Vault	Quantity:	0
Vegetation	Quantity:	34
Sign	Quantity:	0
Other	Quantity:	0

Missing Curb Ramps

Symbol	Quantity		Cost
	0	$	0

Curb Ramps Shown in Other Reports

Symbol	Quantity	Cost
	2	Other Report

Conceptual Budget Estimate Disclaimer

This "cost report" assigns a conceptual budget estimate to resolve non-compliance issues and was developed for planning purposes only. Kimley-Horn has no control over the cost of labor, materials, equipment, or over the Contractor's methods of determining prices or over competitive bidding or market conditions. Opinions of probable costs provided herein are based on the information known to Kimley-Horn at this time and represent only Kimley-Horn's judgment as a design professional familiar with the construction industry. Kimley-Horn cannot and does not guarantee that proposals, bids, or actual construction costs will not vary from its opinions of probable costs.

Sidewalk Barrier Conceptual Budget Summary

Sidewalk barriers are displayed for visual purposes only. Their associated costs are stored in the s[illegible]yer, which is costed panel-by-panel in the Facility Priority Summary.

PROW Sidewalk Corridor Compliance Summary

Corridor

JOSHUA DR

Corridor Score & Severity

Score: 4

MEDIUM

Corridor Cost Summary

Facility Type		Cost
Sidewalk	$	181,611
Crosswalks	$	13,263
Curb Ramps	$	43,200
Missing Ramps	$	14,000

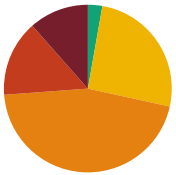

Sidewalk Barrier Priority Distribution

Priority	Percentage (%)
1	11%
2	15%
3	45%
4	26%
5	3%

Corridor Map



Facility Condition Summary

Sidewalks

Barrier Priority	Length (yd)		Cost
1	343	$	23,193
2	438	$	30,387
3	1,354	$	97,799
4	767	$	25,045
5	83	$	5,187
Total	2,984	$	181,611

Curb Ramps

Barrier Priority	Quantity		Cost
1	4	$	29,800
2	2	$	13,400
3	0	$	0
4	0	$	0
5	0	$	0
Total	6	$	43,200

Crosswalks

Barrier Priority	Length (yd)		Cost
1	0	$	0
2	28	$	5,662
3	50	$	1,218
4	51	$	6,382
5	36	$	
Total	166	$	13,263

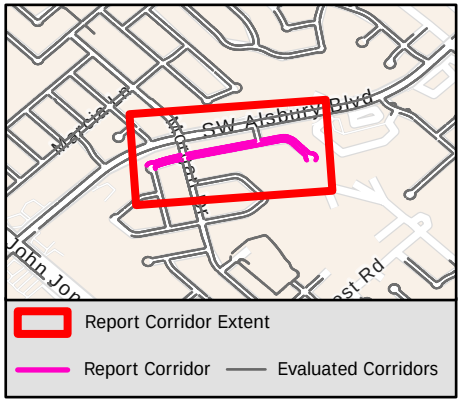

Sidewalk Barrier Summary

Pole	Quantity:	0
Fire Hydrant	Quantity:	0
Vault	Quantity:	0
Vegetation	Quantity:	0
Sign	Quantity:	0
Other	Quantity:	0

Missing Curb Ramps

Symbol	Quantity		Cost
	2	$	14,000

Curb Ramps Shown in Other Reports

Symbol	Quantity	Cost
	14	Other Report

Conceptual Budget Estimate Disclaimer

This "cost report" assigns a conceptual budget estimate to resolve non-compliance issues and was developed for planning purposes only. Kimley-Horn has no control over the cost of labor, materials, equipment, or over the Contractor's methods of determining prices or over competitive bidding or market conditions. Opinions of probable costs provided herein are based on the information known to Kimley-Horn at this time and represent only Kimley-Horn's judgment as a design professional familiar with the construction industry. Kimley-Horn cannot and does not guarantee that proposals, bids, or actual construction costs will not vary from its opinions of probable costs.

Sidewalk Barrier Conceptual Budget Summary

Sidewalk barriers are displayed for visual purposes only. Their associated costs are stored in the s yer, which is costed panel-by-panel in the Facility Priority Summary.

PROW Sidewalk Corridor Compliance Summary

Corridor

JOY CT

Corridor Score & Severity

Score: 5

LOW

Corridor Cost Summary

Facility Type		Cost
Sidewalk	$	44,244
Crosswalks	$	0
Curb Ramps	$	31,300
Missing Ramps	$	7,000

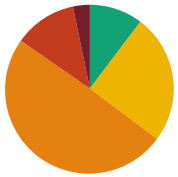

Sidewalk Barrier Priority Distribution

Priority	Percentage (%)
1	3%
2	12%
3	49%
4	25%
5	10%

Corridor Map

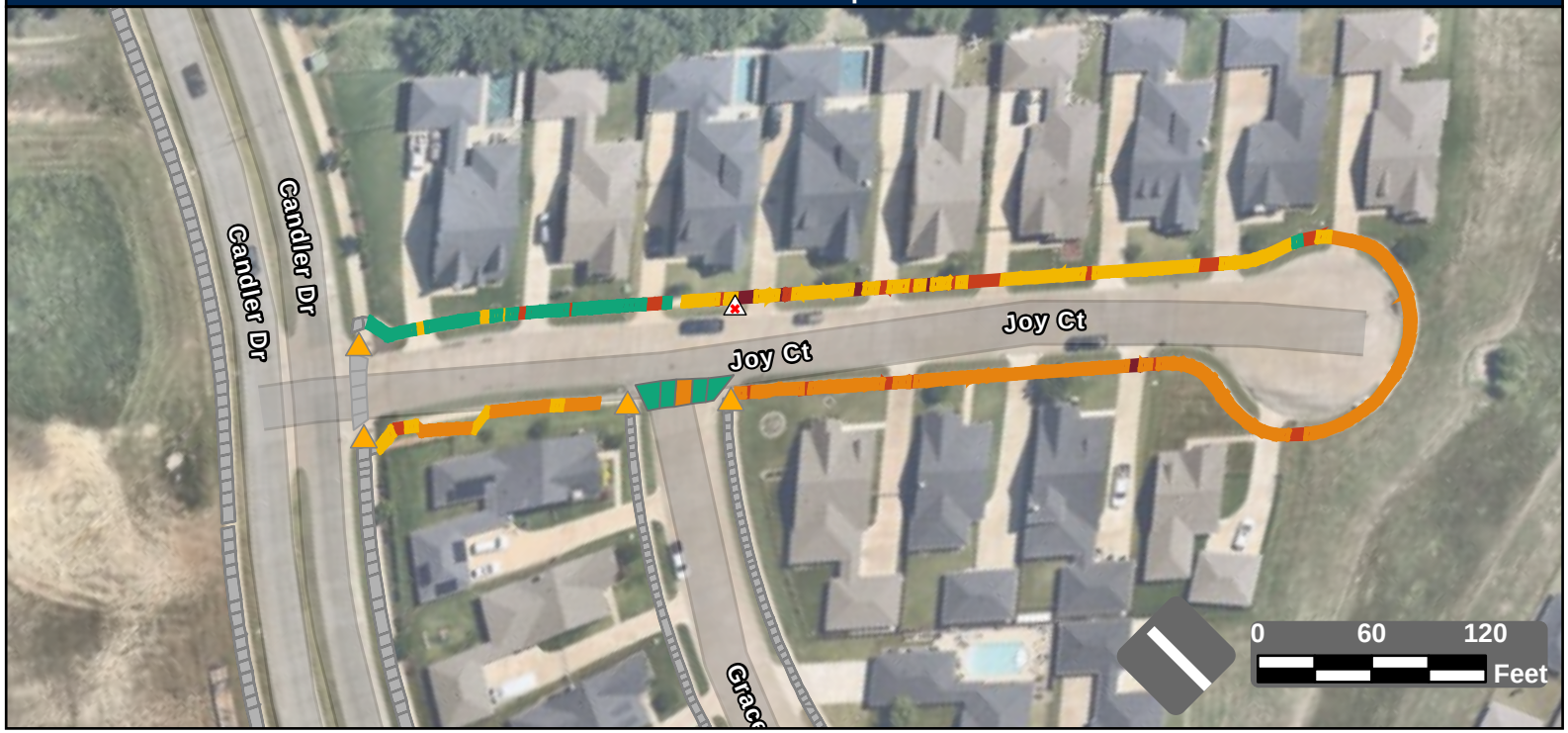

Facility Condition Summary

Sidewalks

Barrier Priority	Length (yd)		Cost
1	32	$	1,430
2	120	$	5,930
3	492	$	35,536
4	248	$	1,116
5	102	$	232
Total	996	$	44,244

Curb Ramps

Barrier Priority	Quantity		Cost
1	0	$	0
2	0	$	0
3	4	$	31,300
4	0	$	0
5	0	$	0
Total	4	$	31,300

Crosswalks

Barrier Priority	Length (yd)		Cost
1	0	$	0
2	0	$	0
3	12	$	0
4	0	$	0
5	47	$	
Total	59	$	0

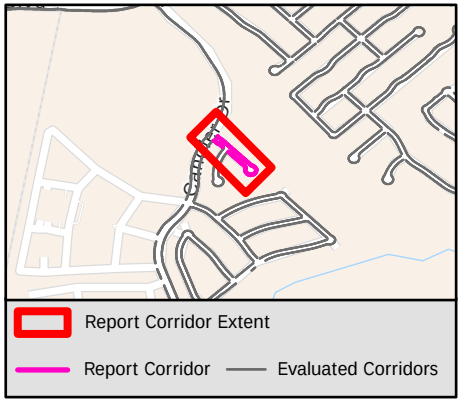

Sidewalk Barrier Summary

Pole	Quantity:	0
Fire Hydrant	Quantity:	0
Vault	Quantity:	0
Vegetation	Quantity:	0
Sign	Quantity:	0
Other	Quantity:	0

Missing Curb Ramps

Symbol	Quantity		Cost
	1	$	7,000

Curb Ramps Shown in Other Reports

Symbol	Quantity	Cost
	0	Other Report

Conceptual Budget Estimate Disclaimer

This "cost report" assigns a conceptual budget estimate to resolve non-compliance issues and was developed for planning purposes only. Kimley-Horn has no control over the cost of labor, materials, equipment, or over the Contractor's methods of determining prices or over competitive bidding or market conditions. Opinions of probable costs provided herein are based on the information known to Kimley-Horn at this time and represent only Kimley-Horn's judgment as a design professional familiar with the construction industry. Kimley-Horn cannot and does not guarantee that proposals, bids, or actual construction costs will not vary from its opinions of probable costs.

Sidewalk Barrier Conceptual Budget Summary

Sidewalk barriers are displayed for visual purposes only. Their associated costs are stored in the s yer, which is costed panel-by-panel in the Facility Priority Summary.

1909

PROW Sidewalk Corridor Compliance Summary

Corridor

JUDITH ST

Corridor Score & Severity

Score: 4

MEDIUM

Corridor Cost Summary

Facility Type		Cost
Sidewalk	$	0
Crosswalks	$	0
Curb Ramps	$	15,800
Missing Ramps	$	0

Sidewalk Barrier Priority Distribution

Priority	Percentage (%)
1	%
2	%
3	%
4	%
5	%

Corridor Map



Facility Condition Summary

Sidewalks

Barrier Priority	Length (yd)		Cost
1	0	$	0
2	0	$	0
3	0	$	0
4	0	$	0
5	0	$	0
Total	0	$	0

Curb Ramps

Barrier Priority	Quantity		Cost
1	0	$	0
2	0	$	0
3	2	$	900
4	2	$	14,900
5	0	$	0
Total	4	$	15,800

Crosswalks

Barrier Priority	Length (yd)		Cost
1	0	$	0
2	0	$	0
3	0	$	0
4	0	$	0
5	0	$	0
Total	0	$	0

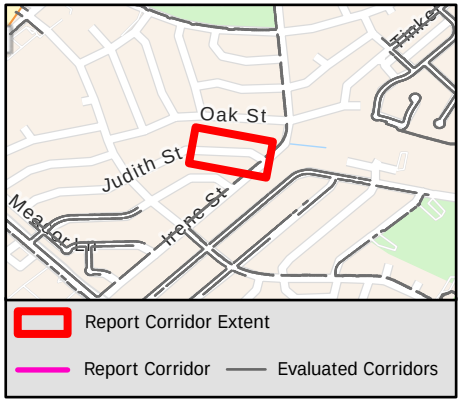

Sidewalk Barrier Summary

Pole	Quantity:	0
Fire Hydrant	Quantity:	0
Vault	Quantity:	0
Vegetation	Quantity:	0
Sign	Quantity:	0
Other	Quantity:	0

Missing Curb Ramps

Symbol	Quantity		Cost
	0	$	0

Curb Ramps Shown in Other Reports

Symbol	Quantity	Cost
	0	Other Report

Conceptual Budget Estimate Disclaimer

This "cost report" assigns a conceptual budget estimate to resolve non-compliance issues and was developed for planning purposes only. Kimley-Horn has no control over the cost of labor, materials, equipment, or over the Contractor's methods of determining prices or over competitive bidding or market conditions. Opinions of probable costs provided herein are based on the information known to Kimley-Horn at this time and represent only Kimley-Horn's judgment as a design professional familiar with the construction industry. Kimley-Horn cannot and does not guarantee that proposals, bids, or actual construction costs will not vary from its opinions of probable costs.

Sidewalk Barrier Conceptual Budget Summary

Sidewalk barriers are displayed for visual purposes only. Their associated costs are stored in the s yer, which is costed panel-by-panel in the Facility Priority Summary.

PROW Sidewalk Corridor Compliance Summary

Corridor

JUNIPER LN

Corridor Score & Severity

Score: 4

MEDIUM

Corridor Cost Summary

Facility Type		Cost
Sidewalk	$	67,220
Crosswalks	$	1,883
Curb Ramps	$	17,900
Missing Ramps	$	0

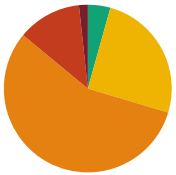

Sidewalk Barrier Priority Distribution

Priority	Percentage (%)
1	2%
2	12%
3	54%
4	24%
5	8%

Corridor Map

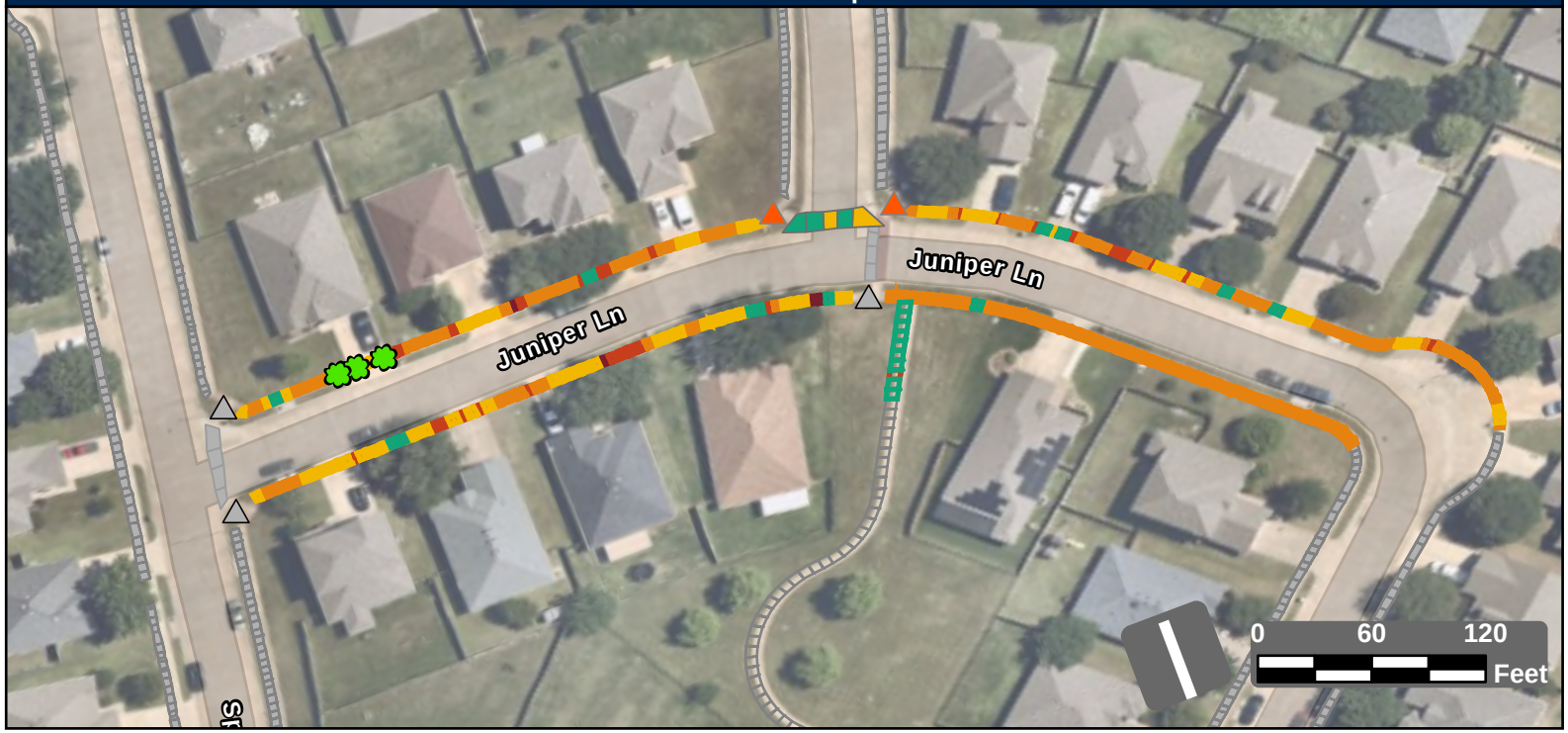

Facility Condition Summary

Sidewalks

Barrier Priority	Length (yd)		Cost
1	18	$	1,140
2	131	$	8,546
3	600	$	43,339
4	269	$	10,870
5	46	$	3,326
Total	1,064	$	67,220

Curb Ramps

Barrier Priority	Quantity		Cost
1	0	$	0
2	2	$	17,900
3	0	$	0
4	0	$	0
5	0	$	0
Total	2	$	17,900

Crosswalks

Barrier Priority	Length (yd)		Cost
1	0	$	0
2	0	$	0
3	0	$	0
4	19	$	1,883
5	26	$	
Total	44	$	1,883

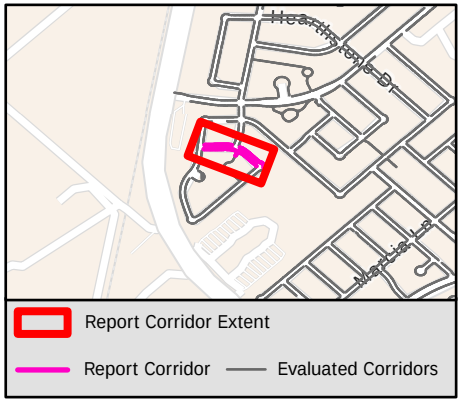

Sidewalk Barrier Summary

Pole	Quantity:	0
Fire Hydrant	Quantity:	0
Vault	Quantity:	0
Vegetation	Quantity:	3
Sign	Quantity:	0
Other	Quantity:	0

Missing Curb Ramps

Symbol	Quantity		Cost
	0	$	0

Curb Ramps Shown in Other Reports

Symbol	Quantity	Cost
	3	Other Report

Conceptual Budget Estimate Disclaimer

This "cost report" assigns a conceptual budget estimate to resolve non-compliance issues and was developed for planning purposes only. Kimley-Horn has no control over the cost of labor, materials, equipment, or over the Contractor's methods of determining prices or over competitive bidding or market conditions. Opinions of probable costs provided herein are based on the information known to Kimley-Horn at this time and represent only Kimley-Horn's judgment as a design professional familiar with the construction industry. Kimley-Horn cannot and does not guarantee that proposals, bids, or actual construction costs will not vary from its opinions of probable costs.

Sidewalk Barrier Conceptual Budget Summary

Sidewalk barriers are displayed for visual purposes only. Their associated costs are stored in the s 1911 yer, which is costed panel-by-panel in the Facility Priority Summary.

PROW Sidewalk Corridor Compliance Summary

Corridor

KAGEN CT

Corridor Score & Severity

Score: 3

MEDIUM

Corridor Cost Summary

Facility Type		Cost
Sidewalk	$	41,028
Crosswalks	$	0
Curb Ramps	$	0
Missing Ramps	$	0

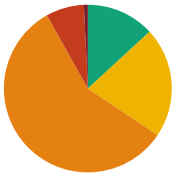

Sidewalk Barrier Priority Distribution

Priority	Percentage (%)
1	1%
2	7%
3	53%
4	20%
5	20%

Corridor Map

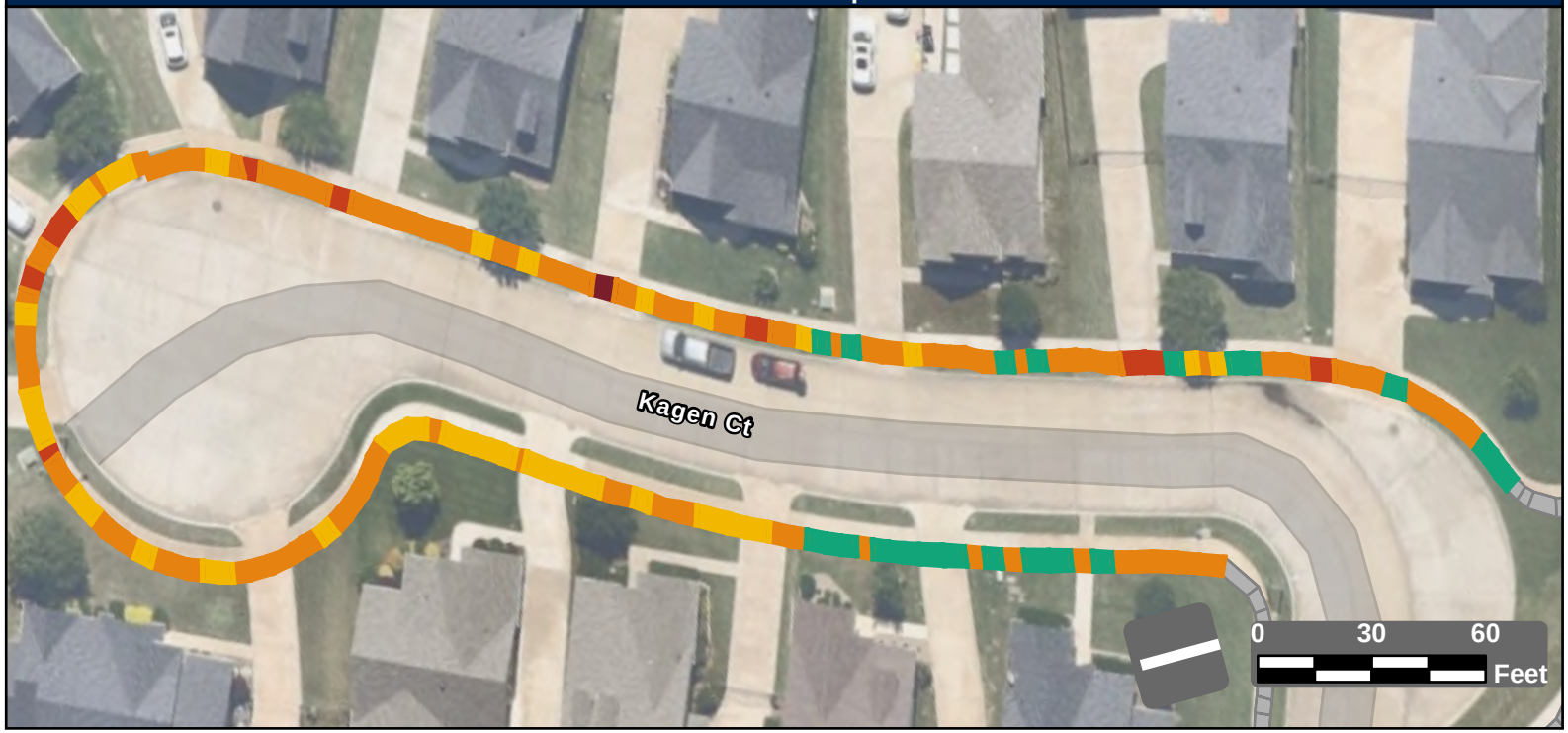

Facility Condition Summary

Sidewalks

Barrier Priority	Length (yd)		Cost
1	6	$	217
2	60	$	3,773
3	466	$	33,666
4	172	$	1,646
5	171	$	1,725
Total	810	$	41,028

Curb Ramps

Barrier Priority	Quantity		Cost
1	0	$	0
2	0	$	0
3	0	$	0
4	0	$	0
5	0	$	0
Total	0	$	0

Crosswalks

Barrier Priority	Length (yd)		Cost
1	0	$	0
2	0	$	0
3	0	$	0
4	0	$	0
5	0	$	0
Total	0	$	0

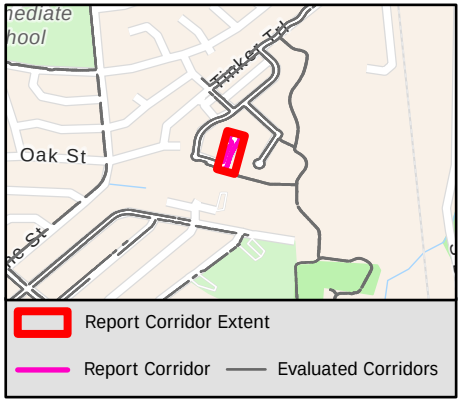

Sidewalk Barrier Summary

Pole	Quantity:	0
Fire Hydrant	Quantity:	0
Vault	Quantity:	0
Vegetation	Quantity:	0
Sign	Quantity:	0
Other	Quantity:	0

Missing Curb Ramps

Symbol	Quantity		Cost
	0	$	0

Curb Ramps Shown in Other Reports

Symbol	Quantity	Cost
	0	Other Report

Conceptual Budget Estimate Disclaimer

This "cost report" assigns a conceptual budget estimate to resolve non-compliance issues and was developed for planning purposes only. Kimley-Horn has no control over the cost of labor, materials, equipment, or over the Contractor's methods of determining prices or over competitive bidding or market conditions. Opinions of probable costs provided herein are based on the information known to Kimley-Horn at this time and represent only Kimley-Horn's judgment as a design professional familiar with the construction industry. Kimley-Horn cannot and does not guarantee that proposals, bids, or actual construction costs will not vary from its opinions of probable costs.

Sidewalk Barrier Conceptual Budget Summary

Sidewalk barriers are displayed for visual purposes only. Their associated costs are stored in the s yer, which is costed panel-by-panel in the Facility Priority Summary.

PROW Sidewalk Corridor Compliance Summary

Corridor

KAGEN ST

Corridor Score & Severity

Score: 2

HIGH

Corridor Cost Summary

Facility Type		Cost
Sidewalk	$	39,157
Crosswalks	$	0
Curb Ramps	$	5,950
Missing Ramps	$	0

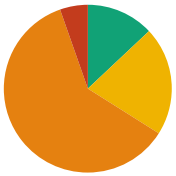

Sidewalk Barrier Priority Distribution

Priority	Percentage (%)
1	0%
2	5%
3	61%
4	21%
5	13%

Corridor Map

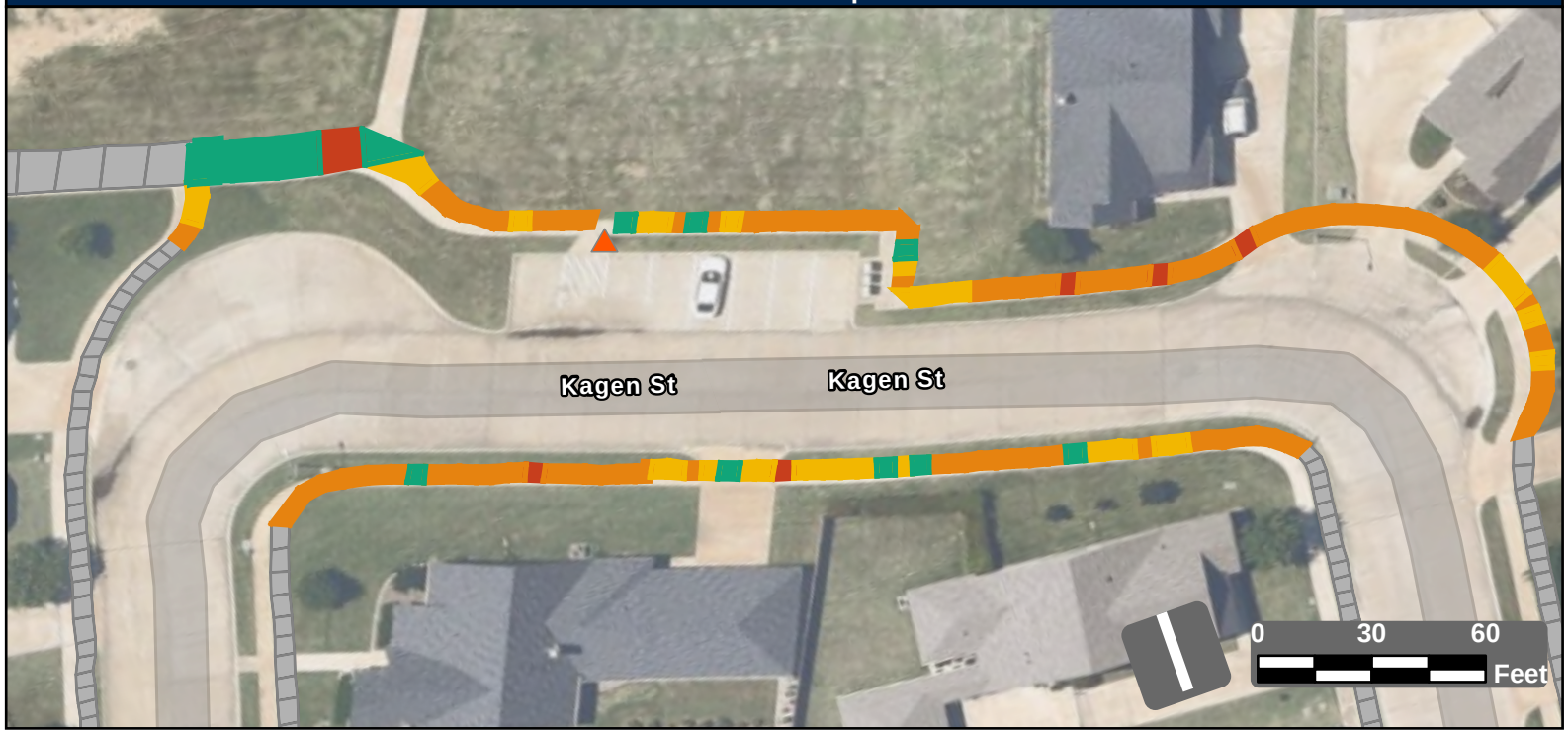

Facility Condition Summary

Sidewalks

Barrier Priority	Length (yd)		Cost
1	0	$	0
2	36	$	2,321
3	410	$	29,598
4	142	$	2,705
5	88	$	4,533
Total	675	$	39,157

Curb Ramps

Barrier Priority	Quantity		Cost
1	0	$	0
2	1	$	5,950
3	0	$	0
4	0	$	0
5	0	$	0
Total	1	$	5,950

Crosswalks

Barrier Priority	Length (yd)		Cost
1	0	$	0
2	0	$	0
3	0	$	0
4	0	$	0
5	0	$	0
Total	0	$	0

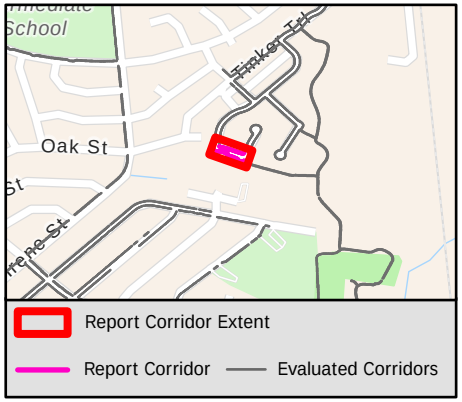

Sidewalk Barrier Summary

Pole	Quantity:	0
Fire Hydrant	Quantity:	0
Vault	Quantity:	0
Vegetation	Quantity:	0
Sign	Quantity:	0
Other	Quantity:	0

Missing Curb Ramps

Symbol	Quantity		Cost
	0	$	0

Curb Ramps Shown in Other Reports

Symbol	Quantity	Cost
	0	Other Report

Conceptual Budget Estimate Disclaimer

This "cost report" assigns a conceptual budget estimate to resolve non-compliance issues and was developed for planning purposes only. Kimley-Horn has no control over the cost of labor, materials, equipment, or over the Contractor's methods of determining prices or over competitive bidding or market conditions. Opinions of probable costs provided herein are based on the information known to Kimley-Horn at this time and represent only Kimley-Horn's judgment as a design professional familiar with the construction industry. Kimley-Horn cannot and does not guarantee that proposals, bids, or actual construction costs will not vary from its opinions of probable costs.

Sidewalk Barrier Conceptual Budget Summary

Sidewalk barriers are displayed for visual purposes only. Their associated costs are stored in the s yer, which is costed panel-by-panel in the Facility Priority Summary.

1913

PROW Sidewalk Corridor Compliance Summary

Corridor

KARSTEN RD

Corridor Score & Severity

Score: 3
MEDIUM

Corridor Cost Summary

Facility Type		Cost
Sidewalk	$	10,188
Crosswalks	$	0
Curb Ramps	$	5,950
Missing Ramps	$	0

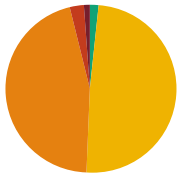

Sidewalk Barrier Priority Distribution

Priority	Percentage (%)
1	1%
2	3%
3	45%
4	49%
5	2%

Corridor Map



Facility Condition Summary

Sidewalks

Barrier Priority	Length (yd)		Cost
1	3	$	227
2	7	$	388
3	116	$	8,349
4	125	$	1,224
5	4	$	0
Total	254	$	10,188

Curb Ramps

Barrier Priority	Quantity		Cost
1	0	$	0
2	0	$	0
3	1	$	5,950
4	0	$	0
5	0	$	0
Total	1	$	5,950

Crosswalks

Barrier Priority	Length (yd)		Cost
1	0	$	0
2	0	$	0
3	0	$	0
4	0	$	0
5	0	$	0
Total	0	$	0

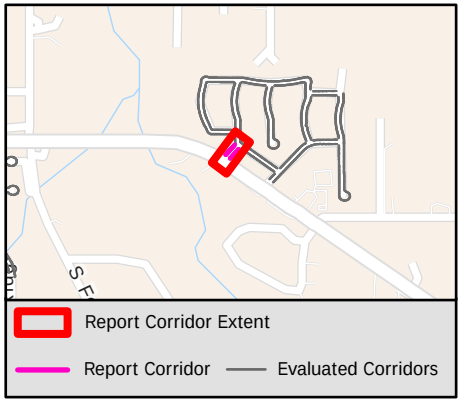

Sidewalk Barrier Summary

Pole	Quantity:	0
Fire Hydrant	Quantity:	0
Vault	Quantity:	0
Vegetation	Quantity:	0
Sign	Quantity:	0
Other	Quantity:	0

Missing Curb Ramps

Symbol	Quantity		Cost
	0	$	0

Curb Ramps Shown in Other Reports

Symbol	Quantity	Cost
	2	Other Report

Conceptual Budget Estimate Disclaimer

This "cost report" assigns a conceptual budget estimate to resolve non-compliance issues and was developed for planning purposes only. Kimley-Horn has no control over the cost of labor, materials, equipment, or over the Contractor's methods of determining prices or over competitive bidding or market conditions. Opinions of probable costs provided herein are based on the information known to Kimley-Horn at this time and represent only Kimley-Horn's judgment as a design professional familiar with the construction industry. Kimley-Horn cannot and does not guarantee that proposals, bids, or actual construction costs will not vary from its opinions of probable costs.

Sidewalk Barrier Conceptual Budget Summary

Sidewalk barriers are displayed for visual purposes only. Their associated costs are stored in the s yer, which is costed panel-by-panel in the Facility Priority Summary.

PROW Sidewalk Corridor Compliance Summary

Corridor

KASE CT

Corridor Score & Severity

Score: 2

HIGH

Corridor Cost Summary

Facility Type		Cost
Sidewalk	$	59,978
Crosswalks	$	0
Curb Ramps	$	11,900
Missing Ramps	$	7,000

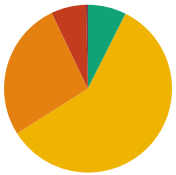

Sidewalk Barrier Priority Distribution

Priority	Percentage (%)
1	0%
2	7%
3	27%
4	59%
5	7%

Corridor Map



Facility Condition Summary

Sidewalks

Barrier Priority	Length (yd)		Cost
1	6	$	454
2	119	$	5,640
3	479	$	34,611
4	1,042	$	13,038
5	132	$	6,235
Total	1,779	$	59,978

Curb Ramps

Barrier Priority	Quantity		Cost
1	0	$	0
2	2	$	11,900
3	0	$	0
4	0	$	0
5	0	$	0
Total	2	$	11,900

Crosswalks

Barrier Priority	Length (yd)		Cost
1	0	$	0
2	0	$	0
3	0	$	0
4	0	$	0
5	0	$	0
Total	0	$	0

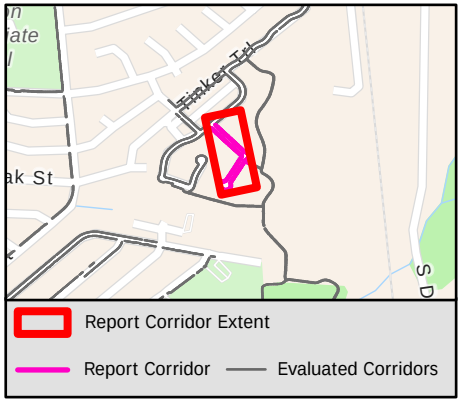

Sidewalk Barrier Summary

Pole	Quantity:	0
Fire Hydrant	Quantity:	0
Vault	Quantity:	0
Vegetation	Quantity:	0
Sign	Quantity:	0
Other	Quantity:	0

Missing Curb Ramps

Symbol	Quantity		Cost
	1	$	7,000

Curb Ramps Shown in Other Reports

Symbol	Quantity	Cost
	1	Other Report

Conceptual Budget Estimate Disclaimer

This “cost report” assigns a conceptual budget estimate to resolve non-compliance issues and was developed for planning purposes only. Kimley-Horn has no control over the cost of labor, materials, equipment, or over the Contractor's methods of determining prices or over competitive bidding or market conditions. Opinions of probable costs provided herein are based on the information known to Kimley-Horn at this time and represent only Kimley-Horn's judgment as a design professional familiar with the construction industry. Kimley-Horn cannot and does not guarantee that proposals, bids, or actual construction costs will not vary from its opinions of probable costs.

Sidewalk Barrier Conceptual Budget Summary

Sidewalk barriers are displayed for visual purposes only. Their associated costs are stored in the s yer, which is costed panel-by-panel in the Facility Priority Summary.

PROW Sidewalk Corridor Compliance Summary

Corridor

KEITH CT

Corridor Score & Severity

Score: 4

MEDIUM

Corridor Cost Summary

Facility Type		Cost
Sidewalk	$	27,448
Crosswalks	$	0
Curb Ramps	$	0
Missing Ramps	$	0

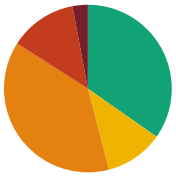

Sidewalk Barrier Priority Distribution

Priority	Percentage (%)
1	3%
2	13%
3	38%
4	11%
5	35%

Corridor Map

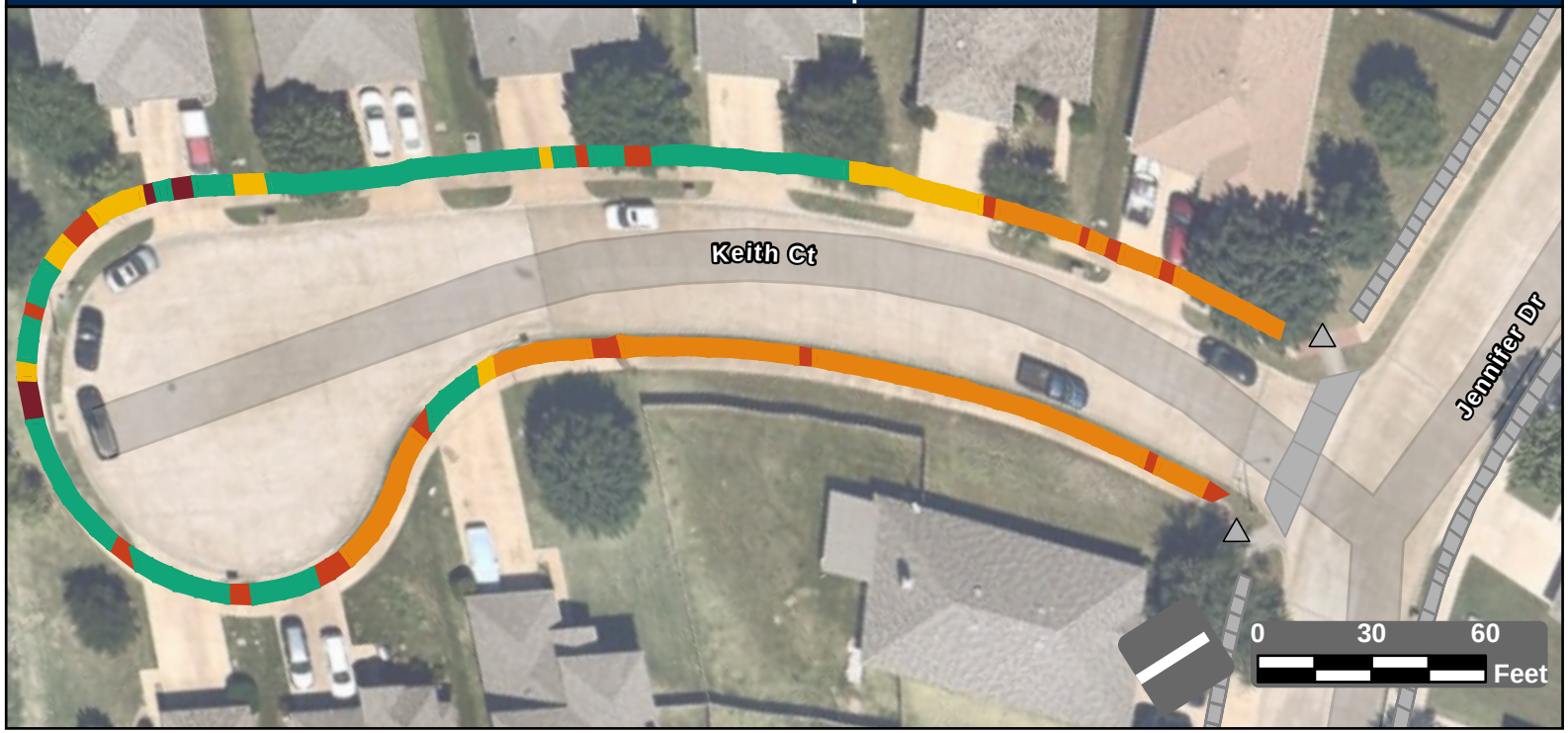

Facility Condition Summary

Sidewalks

Barrier Priority	Length (yd)		Cost
1	18	$	887
2	82	$	4,964
3	239	$	17,270
4	70	$	2,880
5	218	$	1,447
Total	628	$	27,448

Curb Ramps

Barrier Priority	Quantity		Cost
1	0	$	0
2	0	$	0
3	0	$	0
4	0	$	0
5	0	$	0
Total	0	$	0

Crosswalks

Barrier Priority	Length (yd)		Cost
1	0	$	0
2	0	$	0
3	0	$	0
4	0	$	0
5	0	$	0
Total	0	$	0

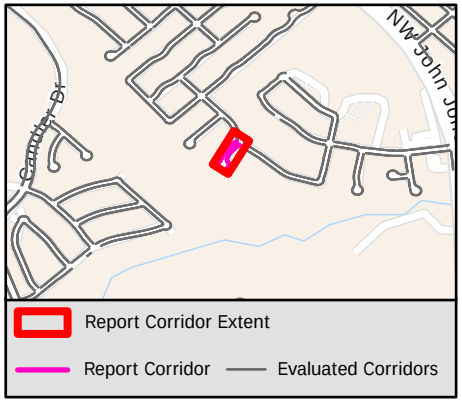

Sidewalk Barrier Summary

Pole	Quantity:	0
Fire Hydrant	Quantity:	0
Vault	Quantity:	0
Vegetation	Quantity:	0
Sign	Quantity:	0
Other	Quantity:	0

Missing Curb Ramps

Symbol	Quantity		Cost
	0	$	0

Curb Ramps Shown in Other Reports

Symbol	Quantity	Cost
	2	Other Report

Conceptual Budget Estimate Disclaimer

This "cost report" assigns a conceptual budget estimate to resolve non-compliance issues and was developed for planning purposes only. Kimley-Horn has no control over the cost of labor, materials, equipment, or over the Contractor's methods of determining prices or over competitive bidding or market conditions. Opinions of probable costs provided herein are based on the information known to Kimley-Horn at this time and represent only Kimley-Horn's judgment as a design professional familiar with the construction industry. Kimley-Horn cannot and does not guarantee that proposals, bids, or actual construction costs will not vary from its opinions of probable costs.

Sidewalk Barrier Conceptual Budget Summary

Sidewalk barriers are displayed for visual purposes only. Their associated costs are stored in the s yer, which is costed panel-by-panel in the Facility Priority Summary.

PROW Sidewalk Corridor Compliance Summary

Corridor

KINGFISH DR

Corridor Score & Severity

Score: 4
MEDIUM

Corridor Cost Summary

Facility Type		Cost
Sidewalk	$	60,017
Crosswalks	$	2,398
Curb Ramps	$	11,900
Missing Ramps	$	7,000

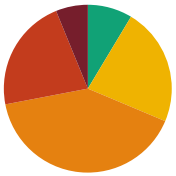

Sidewalk Barrier Priority Distribution

Priority	Percentage (%)
1	6%
2	22%
3	41%
4	23%
5	9%

Corridor Map

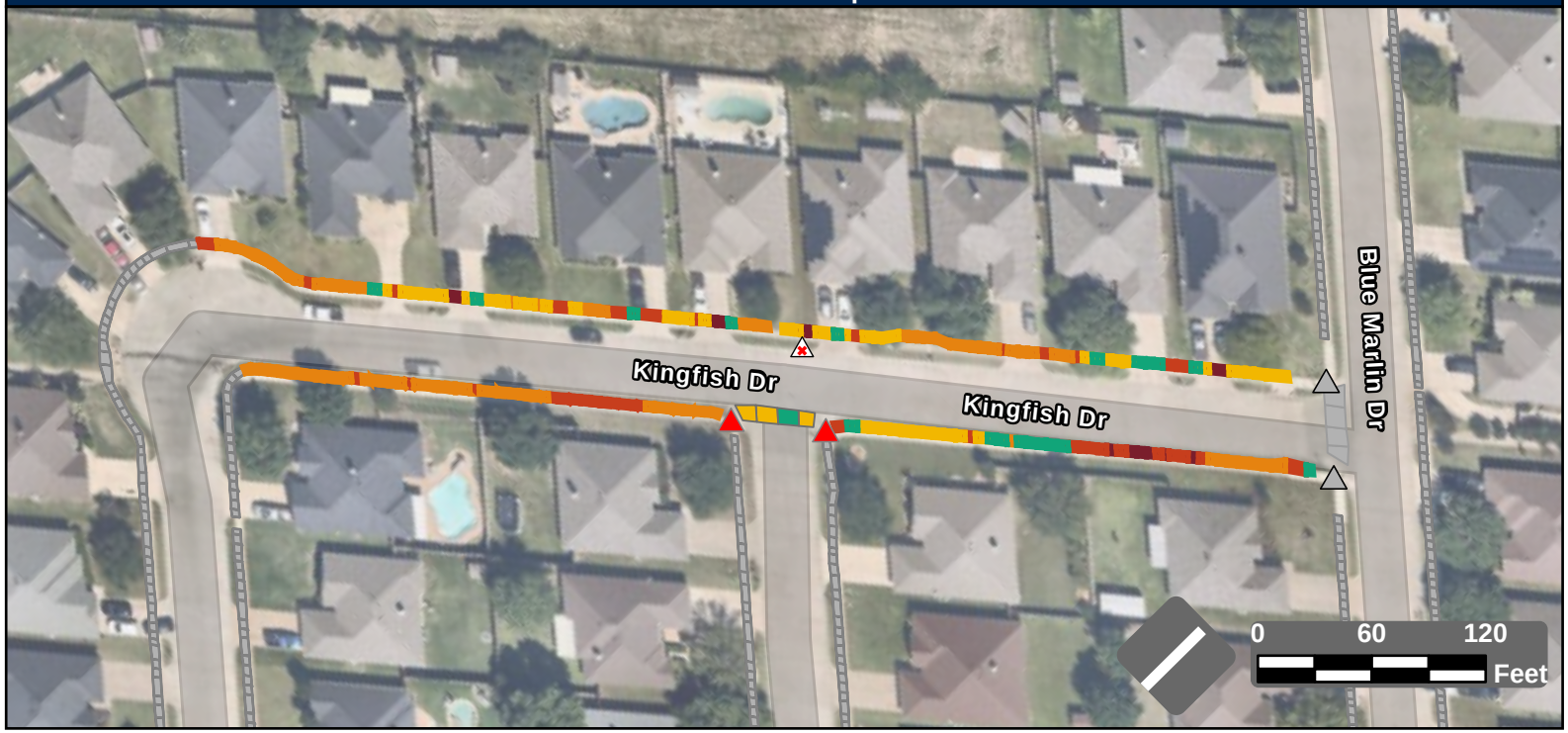

Facility Condition Summary

Sidewalks

Barrier Priority	Length (yd)		Cost
1	56	$	3,757
2	198	$	12,971
3	369	$	26,615
4	206	$	13,169
5	78	$	3,505
Total	907	$	60,017

Curb Ramps

Barrier Priority	Quantity		Cost
1	2	$	11,900
2	0	$	0
3	0	$	0
4	0	$	0
5	0	$	0
Total	2	$	11,900

Crosswalks

Barrier Priority	Length (yd)		Cost
1	0	$	0
2	0	$	0
3	0	$	0
4	27	$	2,398
5	10	$	
Total	37	$	2,398

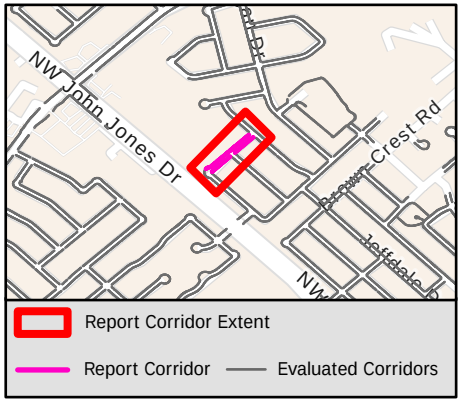

Sidewalk Barrier Summary

Pole	Quantity:	0
Fire Hydrant	Quantity:	0
Vault	Quantity:	0
Vegetation	Quantity:	0
Sign	Quantity:	0
Other	Quantity:	0

Missing Curb Ramps

Symbol	Quantity		Cost
	1	$	7,000

Curb Ramps Shown in Other Reports

Symbol	Quantity	Cost
	2	Other Report

Conceptual Budget Estimate Disclaimer

This "cost report" assigns a conceptual budget estimate to resolve non-compliance issues and was developed for planning purposes only. Kimley-Horn has no control over the cost of labor, materials, equipment, or over the Contractor's methods of determining prices or over competitive bidding or market conditions. Opinions of probable costs provided herein are based on the information known to Kimley-Horn at this time and represent only Kimley-Horn's judgment as a design professional familiar with the construction industry. Kimley-Horn cannot and does not guarantee that proposals, bids, or actual construction costs will not vary from its opinions of probable costs.

Sidewalk Barrier Conceptual Budget Summary

Sidewalk barriers are displayed for visual purposes only. Their associated costs are stored in the s yer, which is costed panel-by-panel in the Facility Priority Summary.

PROW Sidewalk Corridor Compliance Summary

Corridor

KINGLET CT

Corridor Score & Severity

Score: 4

MEDIUM

Corridor Cost Summary

Facility Type		Cost
Sidewalk	$	30,128
Crosswalks	$	0
Curb Ramps	$	0
Missing Ramps	$	0

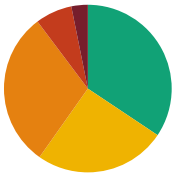

Sidewalk Barrier Priority Distribution

Priority	Percentage (%)
1	3%
2	7%
3	31%
4	24%
5	35%

Corridor Map

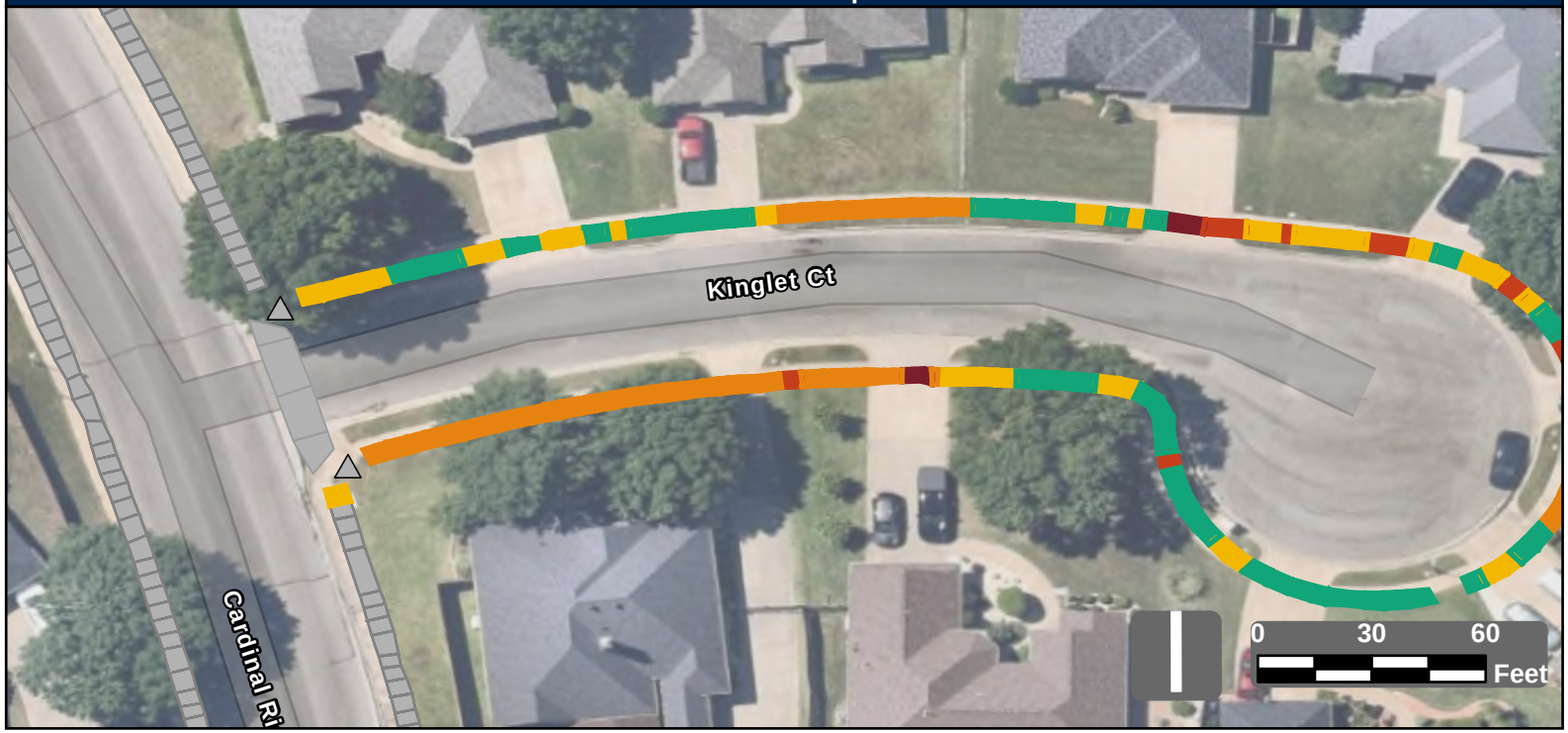

Facility Condition Summary

Sidewalks

Barrier Priority	Length (yd)		Cost
1	18	$	1,156
2	42	$	2,790
3	193	$	13,915
4	149	$	10,768
5	213	$	2,915
Total	587	$	30,128

Curb Ramps

Barrier Priority	Quantity		Cost
1	0	$	0
2	0	$	0
3	0	$	0
4	0	$	0
5	0	$	0
Total	0	$	0

Crosswalks

Barrier Priority	Length (yd)		Cost
1	0	$	0
2	0	$	0
3	0	$	0
4	0	$	0
5	0	$	0
Total	0	$	0

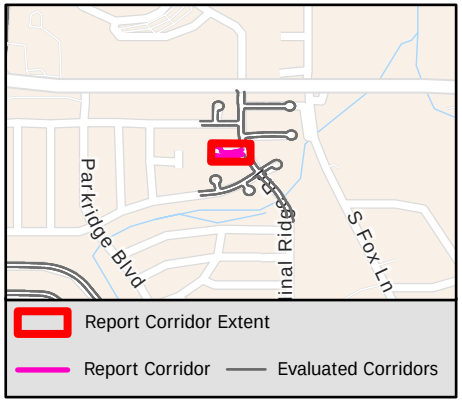

Sidewalk Barrier Summary

Pole	Quantity:	0
Fire Hydrant	Quantity:	0
Vault	Quantity:	0
Vegetation	Quantity:	0
Sign	Quantity:	0
Other	Quantity:	0

Missing Curb Ramps

Symbol	Quantity		Cost
	0	$	0

Curb Ramps Shown in Other Reports

Symbol	Quantity	Cost
	2	Other Report

Conceptual Budget Estimate Disclaimer

This "cost report" assigns a conceptual budget estimate to resolve non-compliance issues and was developed for planning purposes only. Kimley-Horn has no control over the cost of labor, materials, equipment, or over the Contractor's methods of determining prices or over competitive bidding or market conditions. Opinions of probable costs provided herein are based on the information known to Kimley-Horn at this time and represent only Kimley-Horn's judgment as a design professional familiar with the construction industry. Kimley-Horn cannot and does not guarantee that proposals, bids, or actual construction costs will not vary from its opinions of probable costs.

Sidewalk Barrier Conceptual Budget Summary

Sidewalk barriers are displayed for visual purposes only. Their associated costs are stored in the s yer, which is costed panel-by-panel in the Facility Priority Summary.

PROW Sidewalk Corridor Compliance Summary

Corridor

KINGS CT

Corridor Score & Severity

Score: 4
MEDIUM

Corridor Cost Summary

Facility Type		Cost
Sidewalk	$	67,867
Crosswalks	$	0
Curb Ramps	$	0
Missing Ramps	$	0

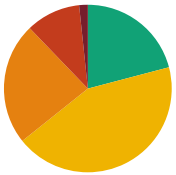

Sidewalk Barrier Priority Distribution

Priority	Percentage (%)
1	2%
2	11%
3	24%
4	43%
5	21%

Corridor Map



Facility Condition Summary

Sidewalks

Barrier Priority	Length (yd)		Cost
1	19	$	1,185
2	123	$	8,663
3	274	$	20,027
4	505	$	36,089
5	243	$	1,903
Total	1,163	$	67,867

Curb Ramps

Barrier Priority	Quantity		Cost
1	0	$	0
2	0	$	0
3	0	$	0
4	0	$	0
5	0	$	0
Total	0	$	0

Crosswalks

Barrier Priority	Length (yd)		Cost
1	0	$	0
2	0	$	0
3	0	$	0
4	0	$	0
5	0	$	0
Total	0	$	0

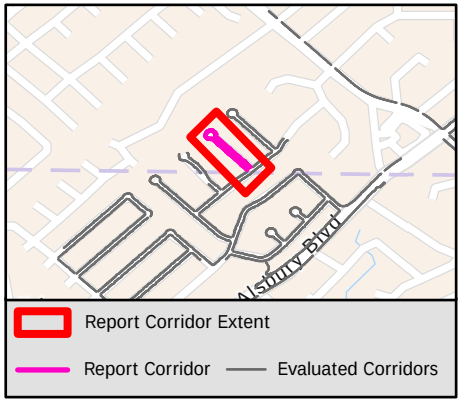

Sidewalk Barrier Summary

Pole	Quantity:	0
Fire Hydrant	Quantity:	0
Vault	Quantity:	0
Vegetation	Quantity:	0
Sign	Quantity:	0
Other	Quantity:	9

Missing Curb Ramps

Symbol	Quantity		Cost
	0	$	0

Curb Ramps Shown in Other Reports

Symbol	Quantity	Cost
	2	Other Report

Conceptual Budget Estimate Disclaimer

This "cost report" assigns a conceptual budget estimate to resolve non-compliance issues and was developed for planning purposes only. Kimley-Horn has no control over the cost of labor, materials, equipment, or over the Contractor's methods of determining prices or over competitive bidding or market conditions. Opinions of probable costs provided herein are based on the information known to Kimley-Horn at this time and represent only Kimley-Horn's judgment as a design professional familiar with the construction industry. Kimley-Horn cannot and does not guarantee that proposals, bids, or actual construction costs will not vary from its opinions of probable costs.

Sidewalk Barrier Conceptual Budget Summary

Sidewalk barriers are displayed for visual purposes only. Their associated costs are stored in the s yer, which is costed panel-by-panel in the Facility Priority Summary.

PROW Sidewalk Corridor Compliance Summary

Corridor

KINGSWOOD DR

Corridor Score & Severity

Score: 4

MEDIUM

Corridor Cost Summary

Facility Type		Cost
Sidewalk	$	90,705
Crosswalks	$	0
Curb Ramps	$	19,350
Missing Ramps	$	14,000

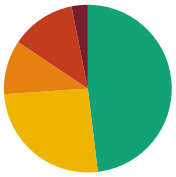

Sidewalk Barrier Priority Distribution

Priority	Percentage (%)
1	3%
2	13%
3	10%
4	26%
5	48%

Corridor Map



Facility Condition Summary

Sidewalks

Barrier Priority	Length (yd)		Cost
1	74	$	5,491
2	298	$	16,097
3	248	$	17,899
4	614	$	39,211
5	1,143	$	12,006
Total	2,377	$	90,705

Curb Ramps

Barrier Priority	Quantity		Cost
1	2	$	11,900
2	1	$	7,450
3	0	$	0
4	0	$	0
5	0	$	0
Total	3	$	19,350

Crosswalks

Barrier Priority	Length (yd)		Cost
1	0	$	0
2	0	$	0
3	0	$	0
4	0	$	0
5	0	$	0
Total	0	$	0

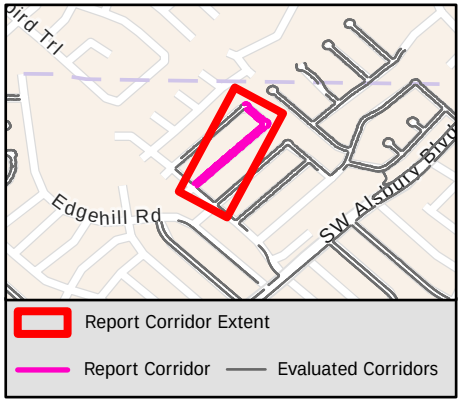

Sidewalk Barrier Summary

Pole	Quantity:	0
Fire Hydrant	Quantity:	0
Vault	Quantity:	0
Vegetation	Quantity:	0
Sign	Quantity:	1
Other	Quantity:	4

Missing Curb Ramps

Symbol	Quantity		Cost
	2	$	14,000

Curb Ramps Shown in Other Reports

Symbol	Quantity	Cost
	5	Other Report

Conceptual Budget Estimate Disclaimer

This "cost report" assigns a conceptual budget estimate to resolve non-compliance issues and was developed for planning purposes only. Kimley-Horn has no control over the cost of labor, materials, equipment, or over the Contractor's methods of determining prices or over competitive bidding or market conditions. Opinions of probable costs provided herein are based on the information known to Kimley-Horn at this time and represent only Kimley-Horn's judgment as a design professional familiar with the construction industry. Kimley-Horn cannot and does not guarantee that proposals, bids, or actual construction costs will not vary from its opinions of probable costs.

Sidewalk Barrier Conceptual Budget Summary

Sidewalk barriers are displayed for visual purposes only. Their associated costs are stored in the s yer, which is costed panel-by-panel in the Facility Priority Summary.

PROW Sidewalk Corridor Compliance Summary

Item B.

Corridor

KRAMER CT

Corridor Score & Severity

Score: 3
MEDIUM

Corridor Cost Summary

Facility Type		Cost
Sidewalk	$	51,153
Crosswalks	$	0
Curb Ramps	$	0
Missing Ramps	$	0

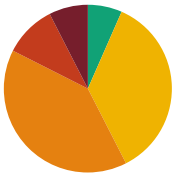

Sidewalk Barrier Priority Distribution

Priority	Percentage (%)
1	8%
2	10%
3	40%
4	36%
5	7%

Corridor Map

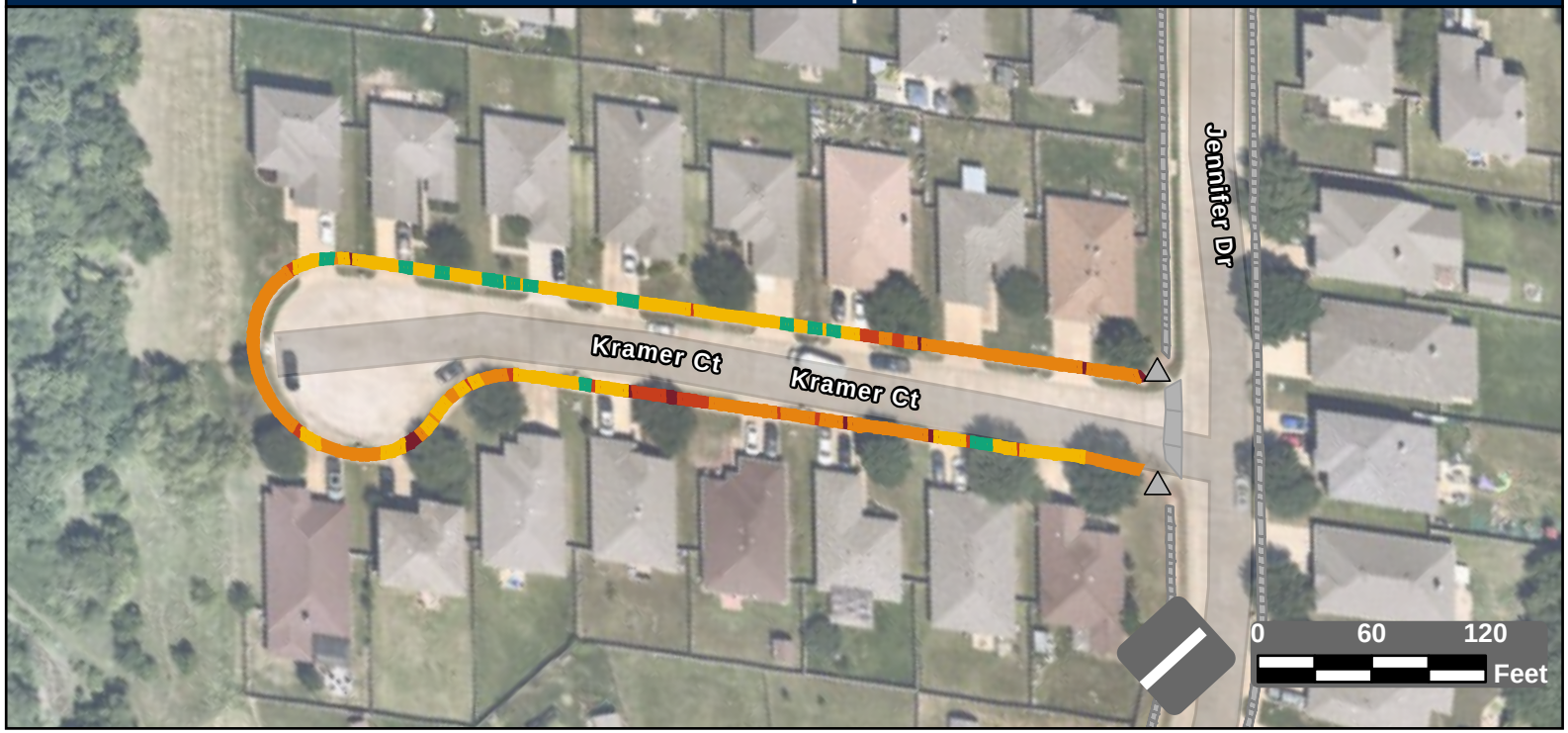

Facility Condition Summary

Sidewalks

Barrier Priority	Length (yd)		Cost
1	66	$	4,416
2	88	$	6,217
3	351	$	25,385
4	315	$	10,954
5	58	$	4,180
Total	879	$	51,153

Curb Ramps

Barrier Priority	Quantity		Cost
1	0	$	0
2	0	$	0
3	0	$	0
4	0	$	0
5	0	$	0
Total	0	$	0

Crosswalks

Barrier Priority	Length (yd)		Cost
1	0	$	0
2	0	$	0
3	0	$	0
4	0	$	0
5	0	$	0
Total	0	$	0

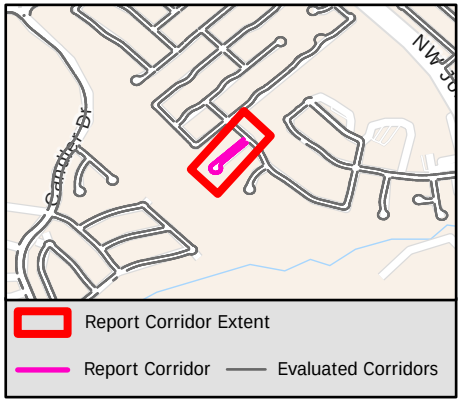

Sidewalk Barrier Summary

Pole	Quantity:	0
Fire Hydrant	Quantity:	0
Vault	Quantity:	0
Vegetation	Quantity:	0
Sign	Quantity:	0
Other	Quantity:	0

Missing Curb Ramps

Symbol	Quantity		Cost
	0	$	0

Curb Ramps Shown in Other Reports

Symbol	Quantity	Cost
	2	Other Report

Conceptual Budget Estimate Disclaimer

This "cost report" assigns a conceptual budget estimate to resolve non-compliance issues and was developed for planning purposes only. Kimley-Horn has no control over the cost of labor, materials, equipment, or over the Contractor's methods of determining prices or over competitive bidding or market conditions. Opinions of probable costs provided herein are based on the information known to Kimley-Horn at this time and represent only Kimley-Horn's judgment as a design professional familiar with the construction industry. Kimley-Horn cannot and does not guarantee that proposals, bids, or actual construction costs will not vary from its opinions of probable costs.

Sidewalk Barrier Conceptual Budget Summary

Sidewalk barriers are displayed for visual purposes only. Their associated costs are stored in the s yer, which is costed panel-by-panel in the Facility Priority Summary.

PROW Sidewalk Corridor Compliance Summary

Corridor

KRISTA DR

Corridor Score & Severity

Score: 2

HIGH

Corridor Cost Summary

Facility Type		Cost
Sidewalk	$	307,664
Crosswalks	$	
Curb Ramps	$	8,950
Missing Ramps	$	0

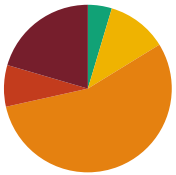

Sidewalk Barrier Priority Distribution

Priority	Percentage (%)
1	20%
2	8%
3	55%
4	12%
5	5%

Corridor Map

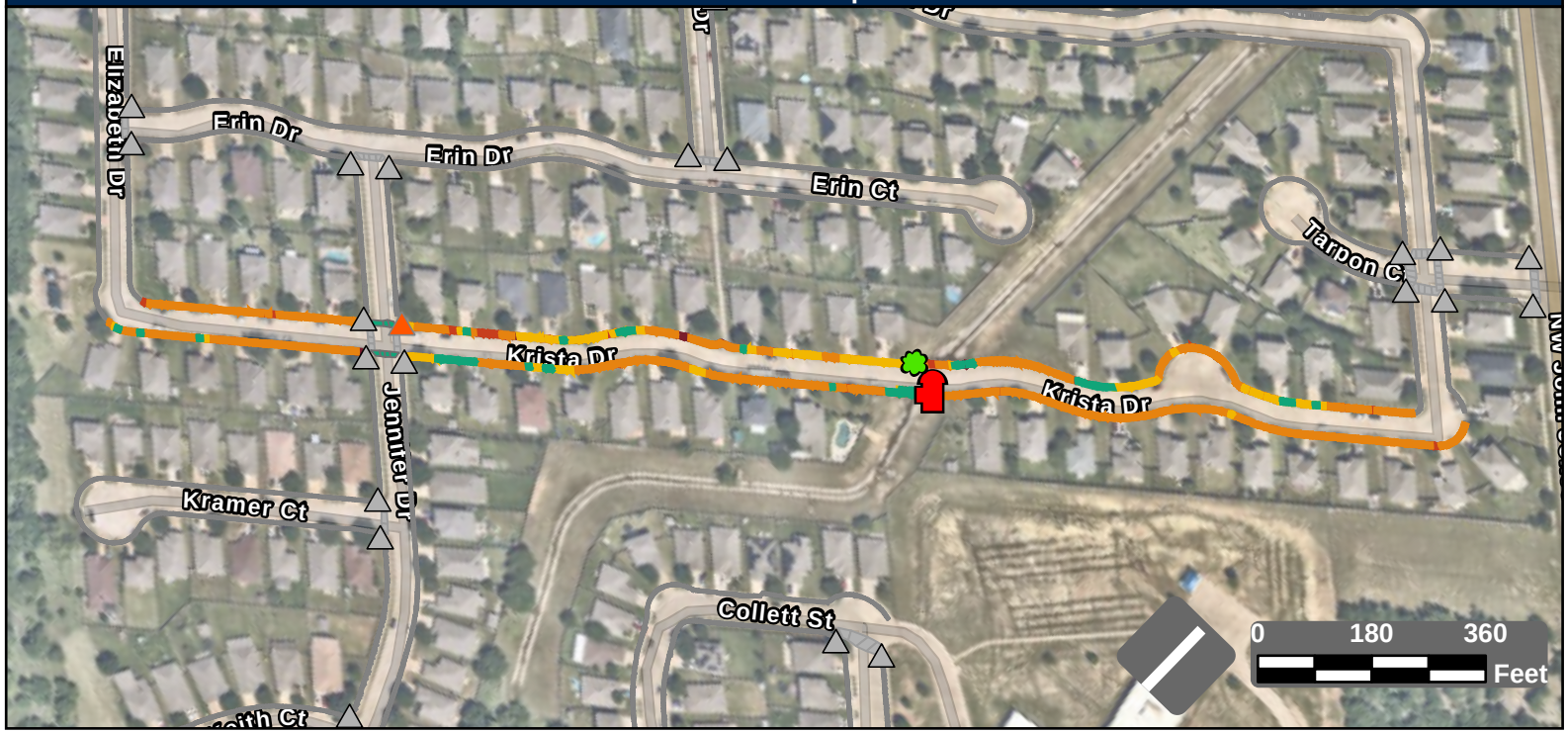

Facility Condition Summary

Sidewalks

Barrier Priority	Length (yd)		Cost
1	929	$	66,715
2	365	$	25,783
3	2,510	$	181,796
4	527	$	28,703
5	210	$	4,668
Total	4,541	$	307,664

Curb Ramps

Barrier Priority	Quantity		Cost
1	0	$	0
2	1	$	8,950
3	0	$	0
4	0	$	0
5	0	$	0
Total	1	$	8,950

Crosswalks

Barrier Priority	Length (yd)		Cost
1	0	$	0
2	0	$	0
3	0	$	0
4	0	$	0
5	76	$	
Total	76	$	

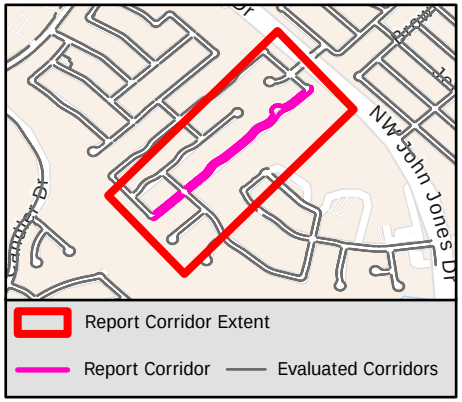

Sidewalk Barrier Summary

Pole	Quantity:	0
Fire Hydrant	Quantity:	1
Vault	Quantity:	0
Vegetation	Quantity:	1
Sign	Quantity:	0
Other	Quantity:	0

Missing Curb Ramps

Symbol	Quantity		Cost
	0	$	0

Curb Ramps Shown in Other Reports

Symbol	Quantity	Cost
	22	Other Report

Conceptual Budget Estimate Disclaimer

This "cost report" assigns a conceptual budget estimate to resolve non-compliance issues and was developed for planning purposes only. Kimley-Horn has no control over the cost of labor, materials, equipment, or over the Contractor's methods of determining prices or over competitive bidding or market conditions. Opinions of probable costs provided herein are based on the information known to Kimley-Horn at this time and represent only Kimley-Horn's judgment as a design professional familiar with the construction industry. Kimley-Horn cannot and does not guarantee that proposals, bids, or actual construction costs will not vary from its opinions of probable costs.

Sidewalk Barrier Conceptual Budget Summary

Sidewalk barriers are displayed for visual purposes only. Their associated costs are stored in the s yer, which is costed panel-by-panel in the Facility Priority Summary.

PROW Sidewalk Corridor Compliance Summary

Corridor

LAKE FRONT DR

Corridor Score & Severity

Score: 5

LOW

Corridor Cost Summary

Facility Type		Cost
Sidewalk	$	92
Crosswalks	$	0
Curb Ramps	$	5,950
Missing Ramps	$	0



Sidewalk Barrier Priority Distribution

Priority	Percentage (%)
1	0%
2	100%
3	0%
4	0%
5	0%

Corridor Map



Facility Condition Summary

Sidewalks

Barrier Priority	Length (yd)		Cost
1	0	$	0
2	3	$	92
3	0	$	0
4	0	$	0
5	0	$	0
Total	3	$	92

Curb Ramps

Barrier Priority	Quantity		Cost
1	0	$	0
2	1	$	5,950
3	0	$	0
4	0	$	0
5	0	$	0
Total	1	$	5,950

Crosswalks

Barrier Priority	Length (yd)		Cost
1	0	$	0
2	0	$	0
3	12	$	0
4	0	$	0
5	47	$	
Total	59	$	0

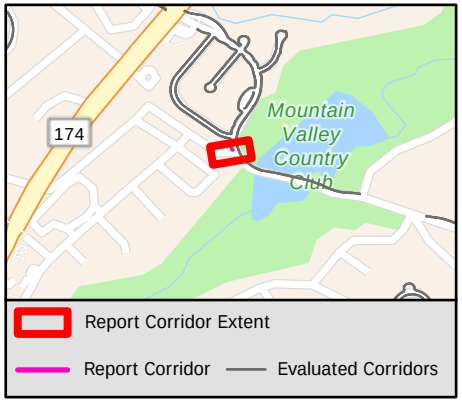

Sidewalk Barrier Summary

Pole	Quantity:	0
Fire Hydrant	Quantity:	0
Vault	Quantity:	0
Vegetation	Quantity:	0
Sign	Quantity:	0
Other	Quantity:	0

Missing Curb Ramps

Symbol	Quantity		Cost
	0	$	0

Curb Ramps Shown in Other Reports

Symbol	Quantity	Cost
	2	Other Report

Conceptual Budget Estimate Disclaimer

This "cost report" assigns a conceptual budget estimate to resolve non-compliance issues and was developed for planning purposes only. Kimley-Horn has no control over the cost of labor, materials, equipment, or over the Contractor's methods of determining prices or over competitive bidding or market conditions. Opinions of probable costs provided herein are based on the information known to Kimley-Horn at this time and represent only Kimley-Horn's judgment as a design professional familiar with the construction industry. Kimley-Horn cannot and does not guarantee that proposals, bids, or actual construction costs will not vary from its opinions of probable costs.

Sidewalk Barrier Conceptual Budget Summary

Sidewalk barriers are displayed for visual purposes only. Their associated costs are stored in the s yer, which is costed panel-by-panel in the Facility Priority Summary.

1923

PROW Sidewalk Corridor Compliance Summary

Corridor

LAKESIDE DR

Corridor Score & Severity

Score: 2

HIGH

Corridor Cost Summary

Facility Type		Cost
Sidewalk	$	295,171
Crosswalks	$	2,517
Curb Ramps	$	33,200
Missing Ramps	$	28,000

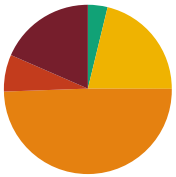

Sidewalk Barrier Priority Distribution

Priority	Percentage (%)
1	18%
2	7%
3	49%
4	21%
5	4%

Corridor Map



Facility Condition Summary

Sidewalks

Barrier Priority	Length (yd)		Cost
1	843	$	60,759
2	325	$	22,392
3	2,256	$	162,963
4	972	$	39,374
5	173	$	9,682
Total	4,570	$	295,171

Curb Ramps

Barrier Priority	Quantity		Cost
1	2	$	13,400
2	4	$	19,800
3	0	$	0
4	0	$	0
5	0	$	0
Total	6	$	33,200

Crosswalks

Barrier Priority	Length (yd)		Cost
1	0	$	0
2	0	$	0
3	0	$	0
4	25	$	2,517
5	17	$	
Total	43	$	2,517

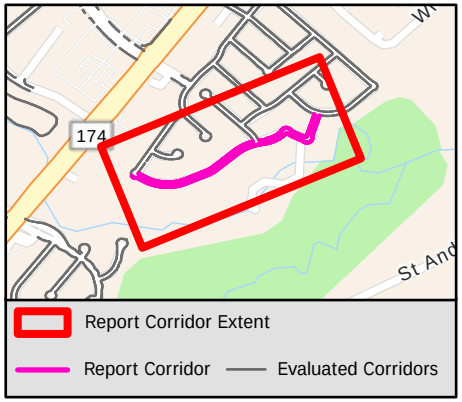

Sidewalk Barrier Summary

Pole	Quantity:	0
Fire Hydrant	Quantity:	0
Vault	Quantity:	0
Vegetation	Quantity:	4
Sign	Quantity:	0
Other	Quantity:	0

Missing Curb Ramps

Symbol	Quantity		Cost
	4	$	28,000

Curb Ramps Shown in Other Reports

Symbol	Quantity	Cost
	14	Other Report

Conceptual Budget Estimate Disclaimer

This "cost report" assigns a conceptual budget estimate to resolve non-compliance issues and was developed for planning purposes only. Kimley-Horn has no control over the cost of labor, materials, equipment, or over the Contractor's methods of determining prices or over competitive bidding or market conditions. Opinions of probable costs provided herein are based on the information known to Kimley-Horn at this time and represent only Kimley-Horn's judgment as a design professional familiar with the construction industry. Kimley-Horn cannot and does not guarantee that proposals, bids, or actual construction costs will not vary from its opinions of probable costs.

Sidewalk Barrier Conceptual Budget Summary

Sidewalk barriers are displayed for visual purposes only. Their associated costs are stored in the s yer, which is costed panel-by-panel in the Facility Priority Summary.

1924

PROW Sidewalk Corridor Compliance Summary

Corridor

LAKEVIEW CIR

Corridor Score & Severity

Score: 1
HIGH

Corridor Cost Summary

Facility Type		Cost
Sidewalk	$	174,087
Crosswalks	$	0
Curb Ramps	$	23,800
Missing Ramps	$	0

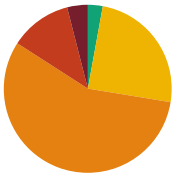

Sidewalk Barrier Priority Distribution

Priority	Percentage (%)
1	4%
2	12%
3	56%
4	25%
5	3%

Corridor Map

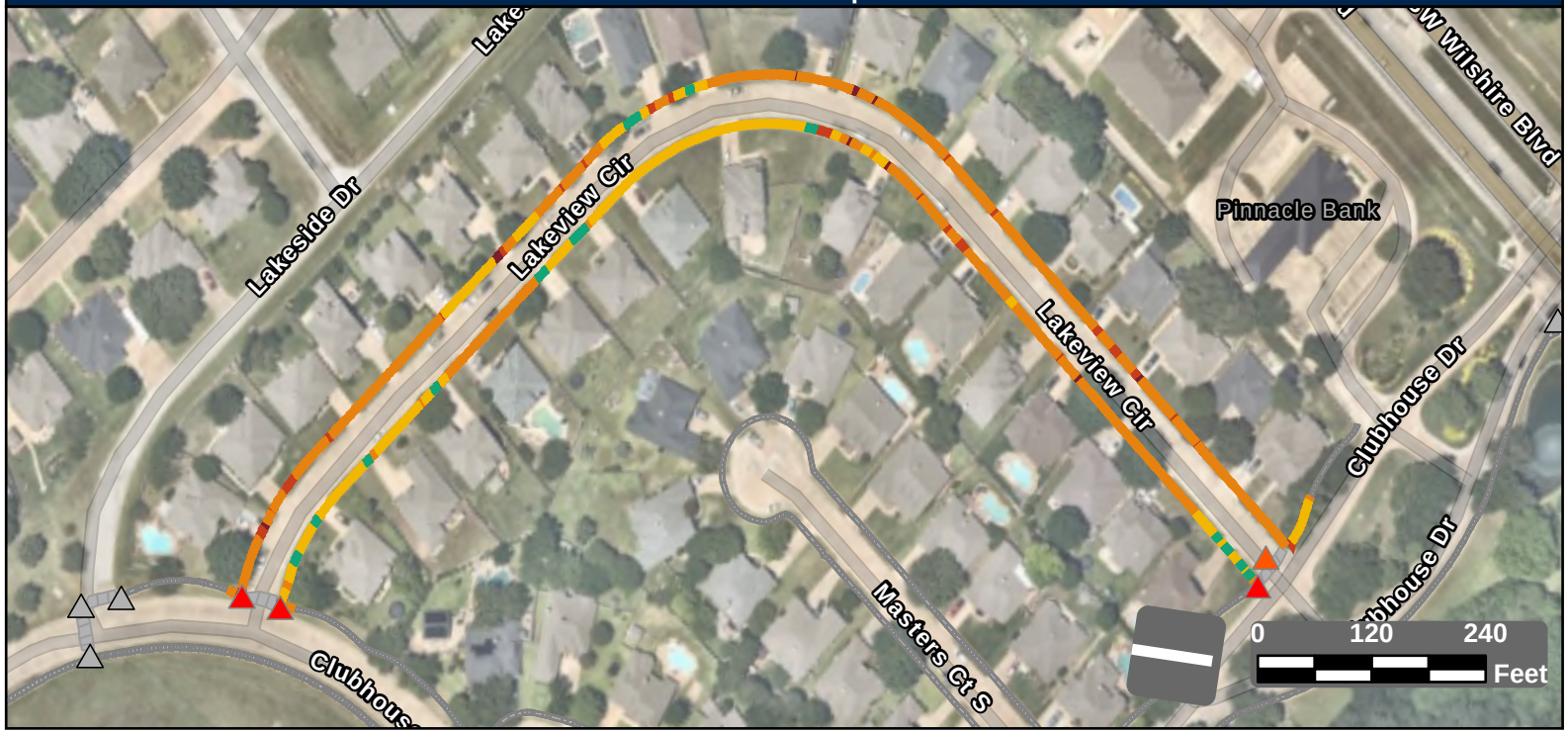

Facility Condition Summary

Sidewalks

Barrier Priority	Length (yd)		Cost
1	109	$	7,878
2	325	$	22,768
3	1,542	$	111,341
4	675	$	26,462
5	78	$	5,637
Total	2,729	$	174,087

Curb Ramps

Barrier Priority	Quantity		Cost
1	3	$	17,850
2	1	$	5,950
3	0	$	0
4	0	$	0
5	0	$	0
Total	4	$	23,800

Crosswalks

Barrier Priority	Length (yd)		Cost
1	0	$	0
2	0	$	0
3	0	$	0
4	0	$	0
5	0	$	0
Total	0	$	0

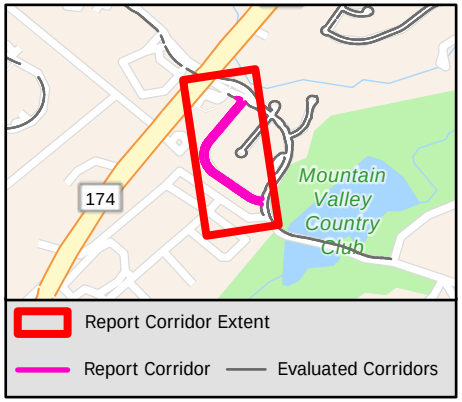

Sidewalk Barrier Summary

Pole	Quantity:	0
Fire Hydrant	Quantity:	0
Vault	Quantity:	0
Vegetation	Quantity:	0
Sign	Quantity:	0
Other	Quantity:	0

Missing Curb Ramps

Symbol	Quantity		Cost
	0	$	0

Curb Ramps Shown in Other Reports

Symbol	Quantity	Cost
	4	Other Report

Conceptual Budget Estimate Disclaimer

This "cost report" assigns a conceptual budget estimate to resolve non-compliance issues and was developed for planning purposes only. Kimley-Horn has no control over the cost of labor, materials, equipment, or over the Contractor's methods of determining prices or over competitive bidding or market conditions. Opinions of probable costs provided herein are based on the information known to Kimley-Horn at this time and represent only Kimley-Horn's judgment as a design professional familiar with the construction industry. Kimley-Horn cannot and does not guarantee that proposals, bids, or actual construction costs will not vary from its opinions of probable costs.

Sidewalk Barrier Conceptual Budget Summary

Sidewalk barriers are displayed for visual purposes only. Their associated costs are stored in the s yer, which is costed panel-by-panel in the Facility Priority Summary.

1925

PROW Sidewalk Corridor Compliance Summary

Corridor

LAKEWOOD DR

Corridor Score & Severity

Score: 2

HIGH

Corridor Cost Summary

Facility Type		Cost
Sidewalk	$	166,218
Crosswalks	$	9,471
Curb Ramps	$	123,900
Missing Ramps	$	14,000

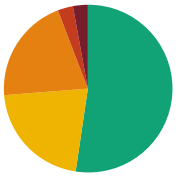

Sidewalk Barrier Priority Distribution

Priority	Percentage (%)
1	3%
2	3%
3	20%
4	21%
5	52%

Corridor Map

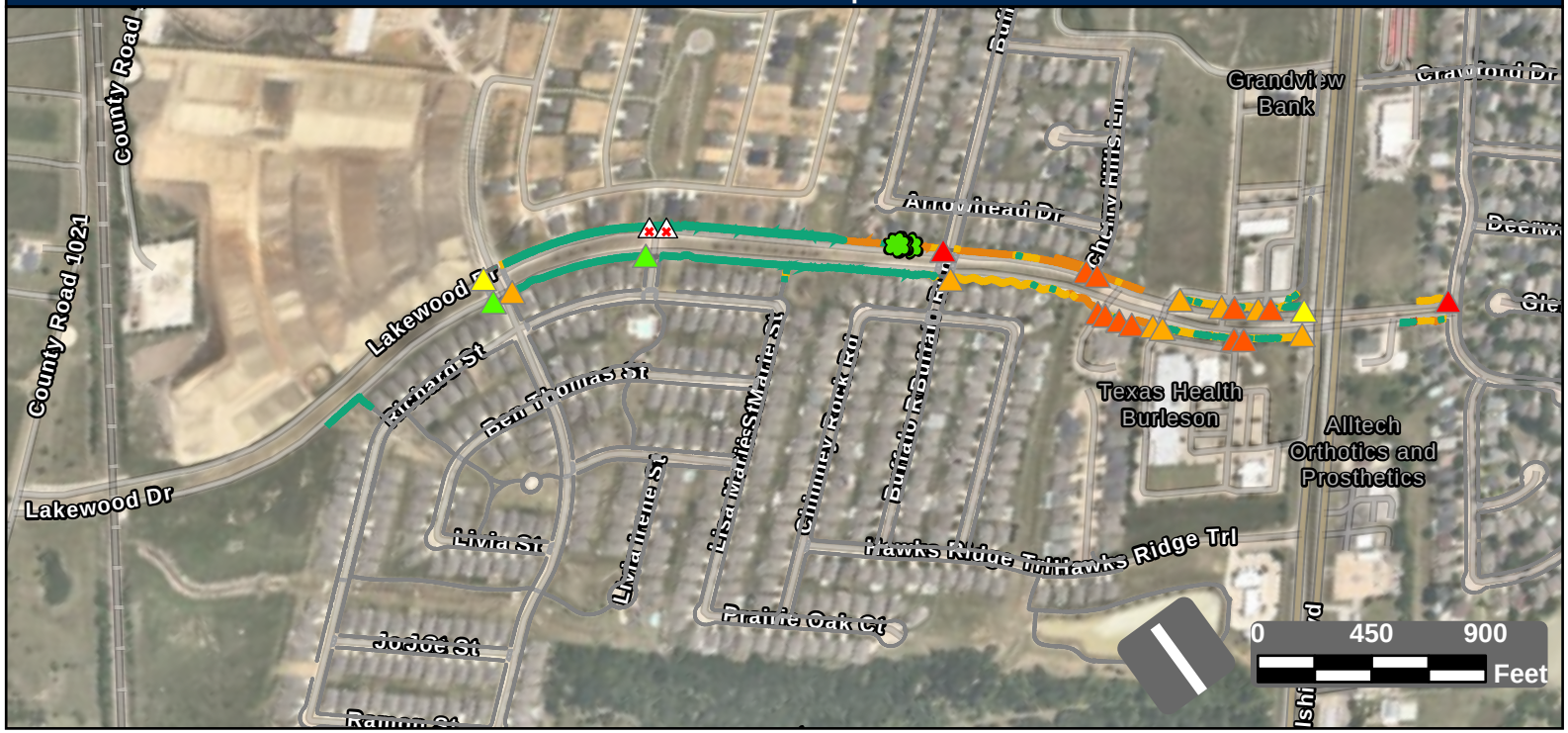

Facility Condition Summary

Sidewalks

Barrier Priority	Length (yd)		Cost
1	167	$	11,927
2	174	$	11,045
3	1,203	$	86,900
4	1,258	$	40,286
5	3,077	$	16,061
Total	5,880	$	166,218

Curb Ramps

Barrier Priority	Quantity		Cost
1	2	$	11,900
2	10	$	59,500
3	8	$	40,600
4	2	$	11,900
5	2	$	0
Total	24	$	123,900

Crosswalks

Barrier Priority	Length (yd)		Cost
1	0	$	0
2	0	$	0
3	10	$	0
4	72	$	9,471
5	415	$	0
Total	497	$	9,471

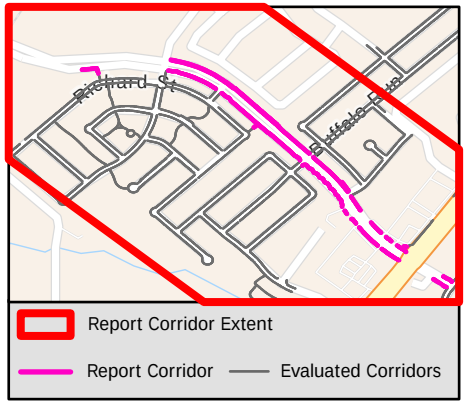

Sidewalk Barrier Summary

Pole	Quantity:	0
Fire Hydrant	Quantity:	0
Vault	Quantity:	0
Vegetation	Quantity:	3
Sign	Quantity:	0
Other	Quantity:	0

Missing Curb Ramps

Symbol	Quantity		Cost
	2	$	14,000

Curb Ramps Shown in Other Reports

Symbol	Quantity	Cost
	0	Other Report

Conceptual Budget Estimate Disclaimer

This "cost report" assigns a conceptual budget estimate to resolve non-compliance issues and was developed for planning purposes only. Kimley-Horn has no control over the cost of labor, materials, equipment, or over the Contractor's methods of determining prices or over competitive bidding or market conditions. Opinions of probable costs provided herein are based on the information known to Kimley-Horn at this time and represent only Kimley-Horn's judgment as a design professional familiar with the construction industry. Kimley-Horn cannot and does not guarantee that proposals, bids, or actual construction costs will not vary from its opinions of probable costs.

Sidewalk Barrier Conceptual Budget Summary

Sidewalk barriers are displayed for visual purposes only. Their associated costs are stored in the s yer, which is costed panel-by-panel in the Facility Priority Summary.

PROW Sidewalk Corridor Compliance Summary

Corridor

LANDMARK BLVD

Corridor Score & Severity

Score: 4
MEDIUM

Corridor Cost Summary

Facility Type		Cost
Sidewalk	$	7,311
Crosswalks	$	12,857
Curb Ramps	$	20,850
Missing Ramps	$	14,000

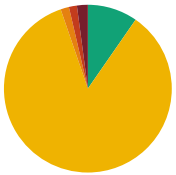

Sidewalk Barrier Priority Distribution

Priority	Percentage (%)
1	2%
2	2%
3	2%
4	85%
5	10%

Corridor Map

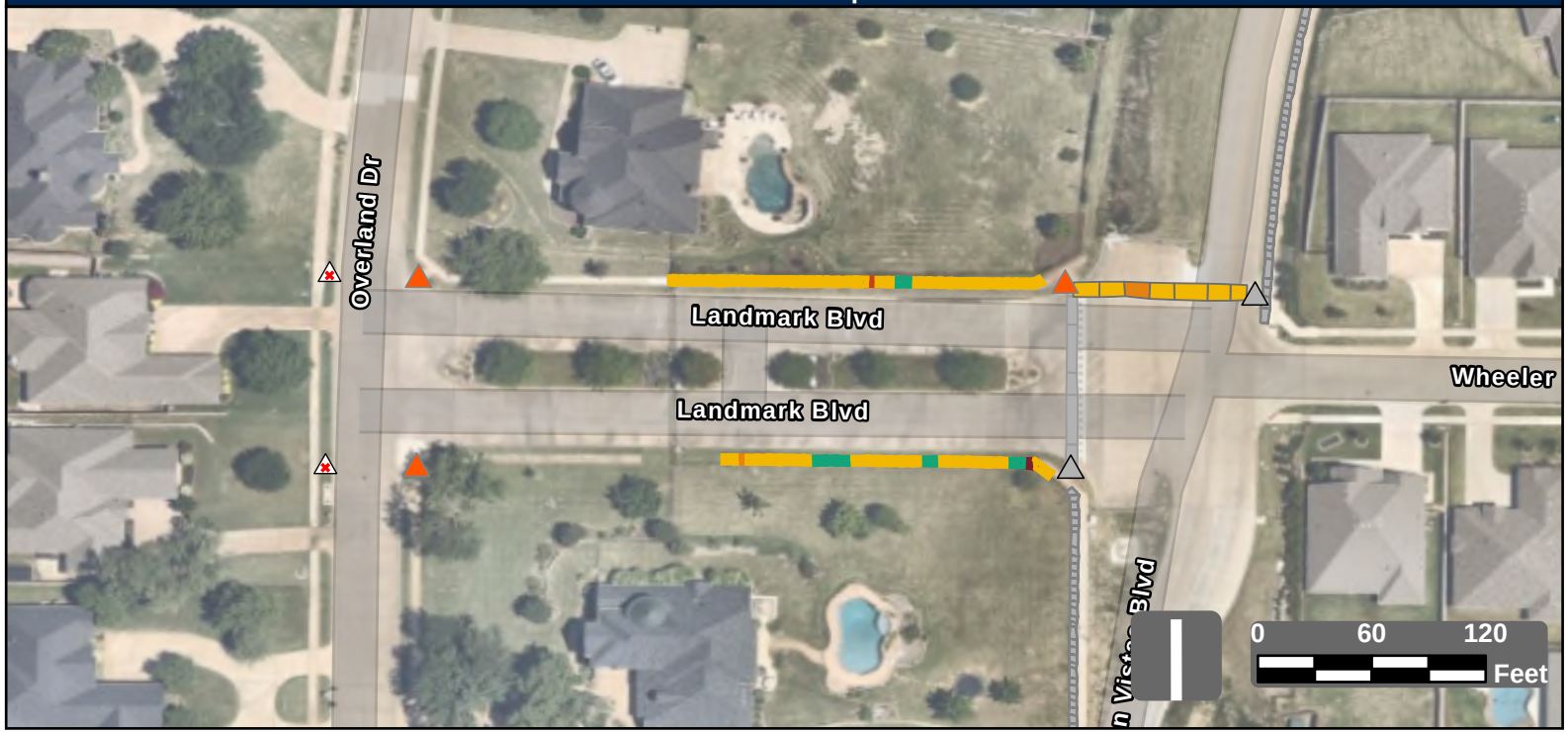

Facility Condition Summary

Sidewalks

Barrier Priority	Length (yd)		Cost
1	6	$	199
2	4	$	142
3	4	$	307
4	222	$	4,843
5	25	$	1,820
Total	261	$	7,311

Curb Ramps

Barrier Priority	Quantity		Cost
1	0	$	0
2	3	$	20,850
3	0	$	0
4	0	$	0
5	0	$	0
Total	3	$	20,850

Crosswalks

Barrier Priority	Length (yd)		Cost
1	0	$	0
2	0	$	0
3	12	$	1,498
4	71	$	11,359
5	0	$	0
Total	84	$	12,857

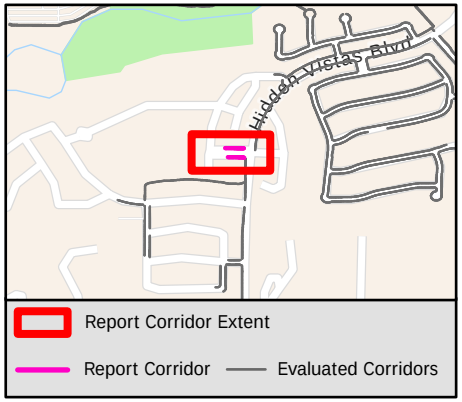

Sidewalk Barrier Summary

Pole	Quantity:	0
Fire Hydrant	Quantity:	0
Vault	Quantity:	0
Vegetation	Quantity:	0
Sign	Quantity:	0
Other	Quantity:	0

Missing Curb Ramps

Symbol	Quantity		Cost
	2	$	14,000

Curb Ramps Shown in Other Reports

Symbol	Quantity	Cost
	2	Other Report

Conceptual Budget Estimate Disclaimer

This "cost report" assigns a conceptual budget estimate to resolve non-compliance issues and was developed for planning purposes only. Kimley-Horn has no control over the cost of labor, materials, equipment, or over the Contractor's methods of determining prices or over competitive bidding or market conditions. Opinions of probable costs provided herein are based on the information known to Kimley-Horn at this time and represent only Kimley-Horn's judgment as a design professional familiar with the construction industry. Kimley-Horn cannot and does not guarantee that proposals, bids, or actual construction costs will not vary from its opinions of probable costs.

Sidewalk Barrier Conceptual Budget Summary

Sidewalk barriers are displayed for visual purposes only. Their associated costs are stored in the s yer, which is costed panel-by-panel in the Facility Priority Summary.

PROW Sidewalk Corridor Compliance Summary

Corridor

LANTANA LN

Corridor Score & Severity

Score: 4

MEDIUM

Corridor Cost Summary

Facility Type		Cost
Sidewalk	$	130,956
Crosswalks	$	2,687
Curb Ramps	$	17,900
Missing Ramps	$	7,000

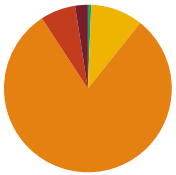

Sidewalk Barrier Priority Distribution

Priority	Percentage (%)
1	2%
2	7%
3	80%
4	10%
5	1%

Corridor Map



Facility Condition Summary

Sidewalks

Barrier Priority	Length (yd)		Cost
1	48	$	3,495
2	136	$	9,159
3	1,604	$	115,830
4	201	$	1,514
5	13	$	958
Total	2,002	$	130,956

Curb Ramps

Barrier Priority	Quantity		Cost
1	0	$	0
2	2	$	17,900
3	0	$	0
4	0	$	0
5	0	$	0
Total	2	$	17,900

Crosswalks

Barrier Priority	Length (yd)		Cost
1	0	$	0
2	0	$	0
3	0	$	0
4	27	$	2,687
5	5	$	
Total	32	$	2,687

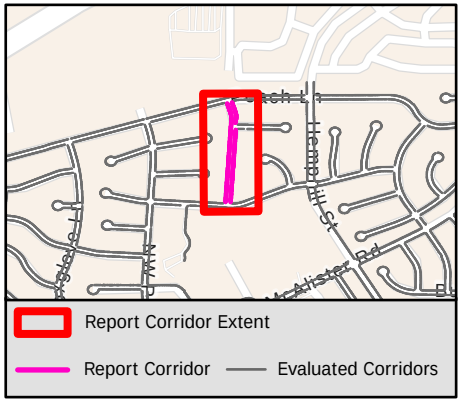

Sidewalk Barrier Summary

Pole	Quantity:	0
Fire Hydrant	Quantity:	0
Vault	Quantity:	0
Vegetation	Quantity:	0
Sign	Quantity:	0
Other	Quantity:	0

Missing Curb Ramps

Symbol	Quantity		Cost
	1	$	7,000

Curb Ramps Shown in Other Reports

Symbol	Quantity	Cost
	4	Other Report

Conceptual Budget Estimate Disclaimer

This "cost report" assigns a conceptual budget estimate to resolve non-compliance issues and was developed for planning purposes only. Kimley-Horn has no control over the cost of labor, materials, equipment, or over the Contractor's methods of determining prices or over competitive bidding or market conditions. Opinions of probable costs provided herein are based on the information known to Kimley-Horn at this time and represent only Kimley-Horn's judgment as a design professional familiar with the construction industry. Kimley-Horn cannot and does not guarantee that proposals, bids, or actual construction costs will not vary from its opinions of probable costs.

Sidewalk Barrier Conceptual Budget Summary

Sidewalk barriers are displayed for visual purposes only. Their associated costs are stored in the s yer, which is costed panel-by-panel in the Facility Priority Summary.

PROW Sidewalk Corridor Compliance Summary

Corridor

LARAMIE LN

Corridor Score & Severity

Score: 4

MEDIUM

Corridor Cost Summary

Facility Type		Cost
Sidewalk	$	131,434
Crosswalks	$	13,034
Curb Ramps	$	42,150
Missing Ramps	$	0

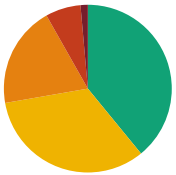

Sidewalk Barrier Priority Distribution

Priority	Percentage (%)
1	1%
2	7%
3	20%
4	33%
5	39%

Corridor Map



Facility Condition Summary

Sidewalks

Barrier Priority	Length (yd)		Cost
1	38	$	3,091
2	184	$	12,803
3	528	$	38,548
4	897	$	59,780
5	1,057	$	17,211
Total	2,703	$	131,434

Curb Ramps

Barrier Priority	Quantity		Cost
1	0	$	0
2	5	$	25,750
3	2	$	16,400
4	0	$	0
5	0	$	0
Total	7	$	42,150

Crosswalks

Barrier Priority	Length (yd)		Cost
1	0	$	0
2	45	$	5,520
3	25	$	2,474
4	51	$	5,040
5	152	$	
Total	273	$	13,034

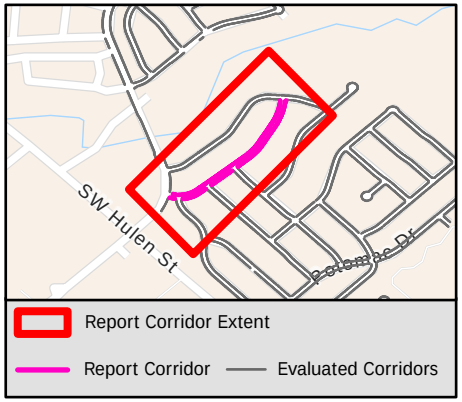

Sidewalk Barrier Summary

Pole	Quantity:	0
Fire Hydrant	Quantity:	0
Vault	Quantity:	0
Vegetation	Quantity:	0
Sign	Quantity:	0
Other	Quantity:	0

Missing Curb Ramps

Symbol	Quantity		Cost
	0	$	0

Curb Ramps Shown in Other Reports

Symbol	Quantity	Cost
	12	Other Report

Conceptual Budget Estimate Disclaimer

This "cost report" assigns a conceptual budget estimate to resolve non-compliance issues and was developed for planning purposes only. Kimley-Horn has no control over the cost of labor, materials, equipment, or over the Contractor's methods of determining prices or over competitive bidding or market conditions. Opinions of probable costs provided herein are based on the information known to Kimley-Horn at this time and represent only Kimley-Horn's judgment as a design professional familiar with the construction industry. Kimley-Horn cannot and does not guarantee that proposals, bids, or actual construction costs will not vary from its opinions of probable costs.

Sidewalk Barrier Conceptual Budget Summary

Sidewalk barriers are displayed for visual purposes only. Their associated costs are stored in the s yer, which is costed panel-by-panel in the Facility Priority Summary.

PROW Sidewalk Corridor Compliance Summary

Corridor

LATTA PL

Corridor Score & Severity

Score: 5

LOW

Corridor Cost Summary

Facility Type		Cost
Sidewalk	$	62,830
Crosswalks	$	1,504
Curb Ramps	$	17,900
Missing Ramps	$	0

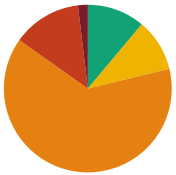

Sidewalk Barrier Priority Distribution

Priority	Percentage (%)
1	2%
2	13%
3	64%
4	10%
5	11%

Corridor Map

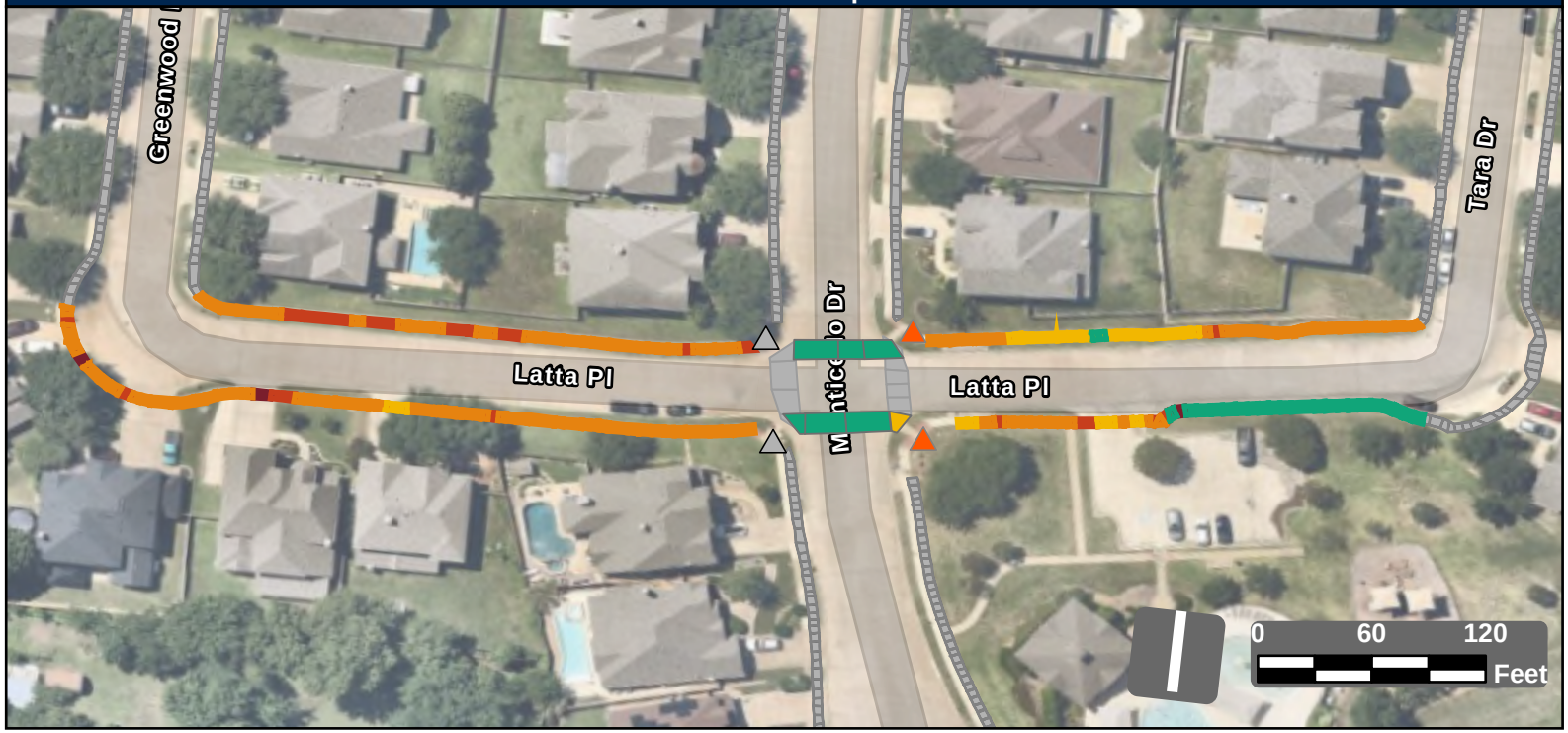

Facility Condition Summary

Sidewalks

Barrier Priority	Length (yd)		Cost
1	20	$	1,435
2	139	$	9,677
3	663	$	47,893
4	106	$	3,410
5	116	$	416
Total	1,043	$	62,830

Curb Ramps

Barrier Priority	Quantity		Cost
1	0	$	0
2	2	$	17,900
3	0	$	0
4	0	$	0
5	0	$	0
Total	2	$	17,900

Crosswalks

Barrier Priority	Length (yd)		Cost
1	0	$	0
2	0	$	0
3	0	$	0
4	13	$	1,504
5	155	$	
Total	168	$	1,504

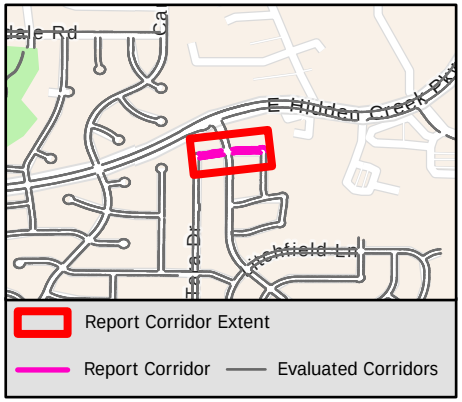

Sidewalk Barrier Summary

Pole	Quantity:	0
Fire Hydrant	Quantity:	0
Vault	Quantity:	0
Vegetation	Quantity:	0
Sign	Quantity:	0
Other	Quantity:	0

Missing Curb Ramps

Symbol	Quantity		Cost
	0	$	0

Curb Ramps Shown in Other Reports

Symbol	Quantity	Cost
	2	Other Report

Conceptual Budget Estimate Disclaimer

This "cost report" assigns a conceptual budget estimate to resolve non-compliance issues and was developed for planning purposes only. Kimley-Horn has no control over the cost of labor, materials, equipment, or over the Contractor's methods of determining prices or over competitive bidding or market conditions. Opinions of probable costs provided herein are based on the information known to Kimley-Horn at this time and represent only Kimley-Horn's judgment as a design professional familiar with the construction industry. Kimley-Horn cannot and does not guarantee that proposals, bids, or actual construction costs will not vary from its opinions of probable costs.

Sidewalk Barrier Conceptual Budget Summary

Sidewalk barriers are displayed for visual purposes only. Their associated costs are stored in the s yer, which is costed panel-by-panel in the Facility Priority Summary.

PROW Sidewalk Corridor Compliance Summary

Corridor

LAURELWOOD RD

Corridor Score & Severity

Score: 2

HIGH

Corridor Cost Summary

Facility Type		Cost
Sidewalk	$	61,417
Crosswalks	$	0
Curb Ramps	$	6,400
Missing Ramps	$	0

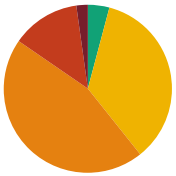

Sidewalk Barrier Priority Distribution

Priority	Percentage (%)
1	2%
2	13%
3	45%
4	35%
5	4%

Corridor Map



Facility Condition Summary

Sidewalks

Barrier Priority	Length (yd)		Cost
1	21	$	1,211
2	124	$	8,962
3	425	$	30,675
4	330	$	17,752
5	39	$	2,817
Total	938	$	61,417

Curb Ramps

Barrier Priority	Quantity		Cost
1	1	$	5,950
2	1	$	450
3	0	$	0
4	0	$	0
5	0	$	0
Total	2	$	6,400

Crosswalks

Barrier Priority	Length (yd)		Cost
1	0	$	0
2	0	$	0
3	0	$	0
4	0	$	0
5	0	$	0
Total	0	$	0

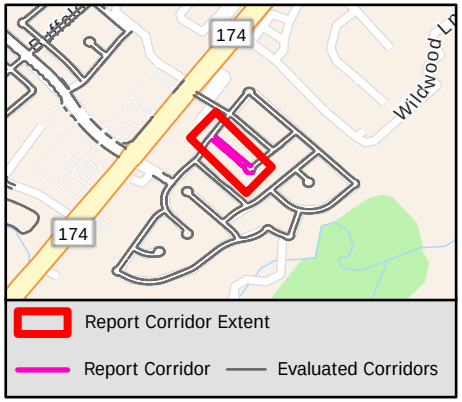

Sidewalk Barrier Summary

Pole	Quantity:	0
Fire Hydrant	Quantity:	0
Vault	Quantity:	0
Vegetation	Quantity:	0
Sign	Quantity:	0
Other	Quantity:	0

Missing Curb Ramps

Symbol	Quantity		Cost
	0	$	0

Curb Ramps Shown in Other Reports

Symbol	Quantity	Cost
	0	Other Report

Conceptual Budget Estimate Disclaimer

This "cost report" assigns a conceptual budget estimate to resolve non-compliance issues and was developed for planning purposes only. Kimley-Horn has no control over the cost of labor, materials, equipment, or over the Contractor's methods of determining prices or over competitive bidding or market conditions. Opinions of probable costs provided herein are based on the information known to Kimley-Horn at this time and represent only Kimley-Horn's judgment as a design professional familiar with the construction industry. Kimley-Horn cannot and does not guarantee that proposals, bids, or actual construction costs will not vary from its opinions of probable costs.

Sidewalk Barrier Conceptual Budget Summary

Sidewalk barriers are displayed for visual purposes only. Their associated costs are stored in the s yer, which is costed panel-by-panel in the Facility Priority Summary.

1931

PROW Sidewalk Corridor Compliance Summary

Corridor

LAUREN DR

Corridor Score & Severity

Score: 1
HIGH

Corridor Cost Summary

Facility Type		Cost
Sidewalk	$	183,378
Crosswalks	$	
Curb Ramps	$	17,900
Missing Ramps	$	0

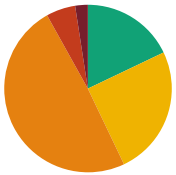

Sidewalk Barrier Priority Distribution

Priority	Percentage (%)
1	2%
2	6%
3	49%
4	25%
5	18%

Corridor Map

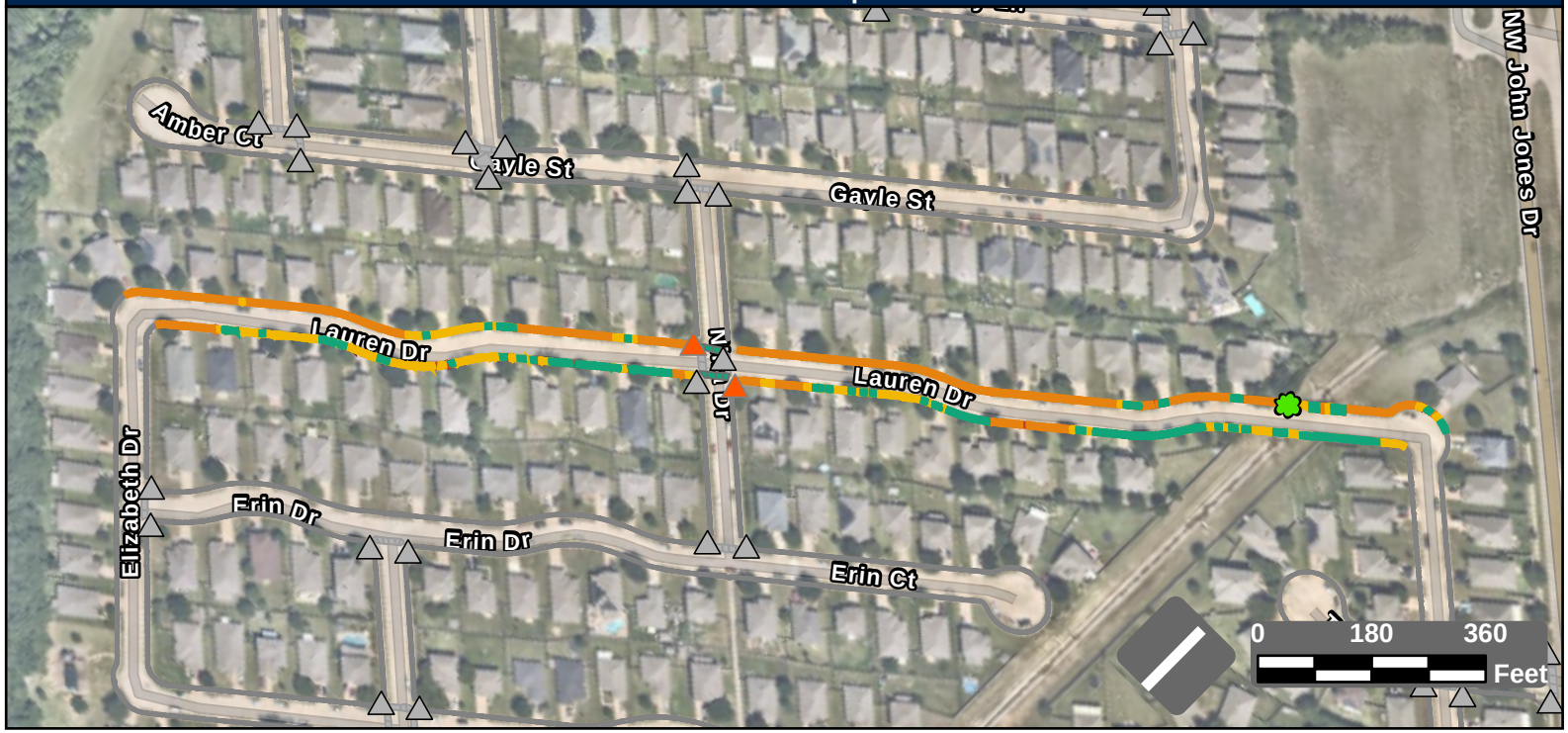

Facility Condition Summary

Sidewalks

Barrier Priority	Length (yd)		Cost
1	84	$	5,914
2	193	$	11,983
3	1,675	$	121,342
4	855	$	29,057
5	613	$	15,083
Total	3,419	$	183,378

Curb Ramps

Barrier Priority	Quantity		Cost
1	0	$	0
2	2	$	17,900
3	0	$	0
4	0	$	0
5	0	$	0
Total	2	$	17,900

Crosswalks

Barrier Priority	Length (yd)		Cost
1	0	$	0
2	0	$	0
3	0	$	0
4	0	$	0
5	84	$	
Total	84	$	

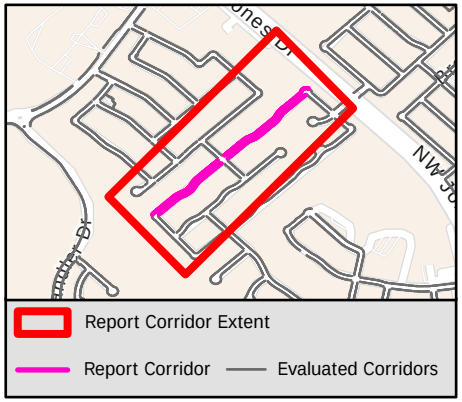

Sidewalk Barrier Summary

Pole	Quantity:	0
Fire Hydrant	Quantity:	0
Vault	Quantity:	0
Vegetation	Quantity:	1
Sign	Quantity:	0
Other	Quantity:	0

Missing Curb Ramps

Symbol	Quantity		Cost
	0	$	0

Curb Ramps Shown in Other Reports

Symbol	Quantity	Cost
	29	Other Report

Conceptual Budget Estimate Disclaimer

This "cost report" assigns a conceptual budget estimate to resolve non-compliance issues and was developed for planning purposes only. Kimley-Horn has no control over the cost of labor, materials, equipment, or over the Contractor's methods of determining prices or over competitive bidding or market conditions. Opinions of probable costs provided herein are based on the information known to Kimley-Horn at this time and represent only Kimley-Horn's judgment as a design professional familiar with the construction industry. Kimley-Horn cannot and does not guarantee that proposals, bids, or actual construction costs will not vary from its opinions of probable costs.

Sidewalk Barrier Conceptual Budget Summary

Sidewalk barriers are displayed for visual purposes only. Their associated costs are stored in the s yer, which is costed panel-by-panel in the Facility Priority Summary.

THE CITY OF BURLESON TEXAS

PROW Sidewalk Corridor Compliance Summary

Kimley»Horn

Item B.

Corridor

LINDA DR

Corridor Score & Severity

Score: 4

MEDIUM

Corridor Cost Summary

Facility Type		Cost
Sidewalk	$	321,969
Crosswalks	$	21,604
Curb Ramps	$	67,050
Missing Ramps	$	7,000

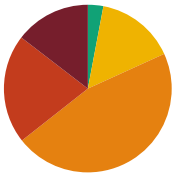

Sidewalk Barrier Priority Distribution

Priority	Percentage (%)
1	13%
2	20%
3	45%
4	18%
5	5%

Corridor Map

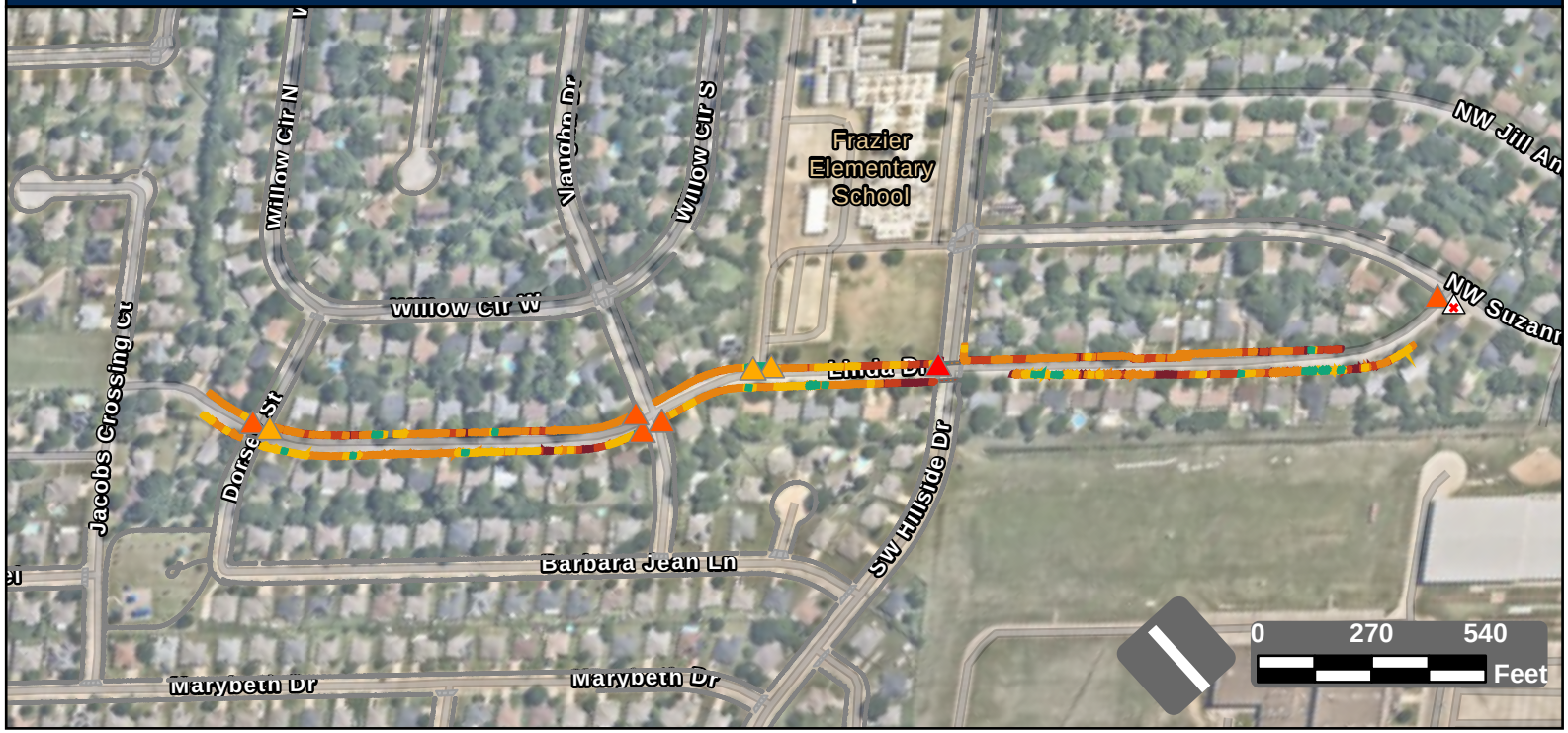

Facility Condition Summary

Sidewalks

Barrier Priority	Length (yd)		Cost
1	682	$	49,600
2	1,055	$	76,297
3	2,320	$	168,205
4	914	$	54,521
5	235	$	11,010
Total	4,681	$	321,969

Curb Ramps

Barrier Priority	Quantity		Cost
1	1	$	7,450
2	7	$	53,650
3	3	$	20,850
4	0	$	0
5	0	$	0
Total	9	$	67,050

Crosswalks

Barrier Priority	Length (yd)		Cost
1	0	$	0
2	37	$	6,006
3	48	$	2,040
4	137	$	13,558
5	31	$	0
Total	140	$	10,381

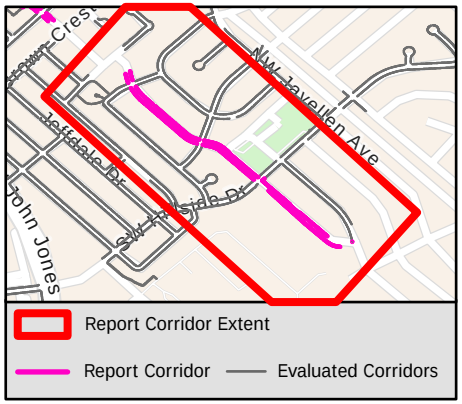

Sidewalk Barrier Summary

Pole	Quantity:	0
Fire Hydrant	Quantity:	0
Vault	Quantity:	0
Vegetation	Quantity:	0
Sign	Quantity:	0
Other	Quantity:	0

Missing Curb Ramps

Symbol	Quantity		Cost
	1	$	7,000

Curb Ramps Shown in Other Reports

Symbol	Quantity	Cost
	0	Other Report

Conceptual Budget Estimate Disclaimer

This "cost report" assigns a conceptual budget estimate to resolve non-compliance issues and was developed for planning purposes only. Kimley-Horn has no control over the cost of labor, materials, equipment, or over the Contractor's methods of determining prices or over competitive bidding or market conditions. Opinions of probable costs provided herein are based on the information known to Kimley-Horn at this time and represent only Kimley-Horn's judgment as a design professional familiar with the construction industry. Kimley-Horn cannot and does not guarantee that proposals, bids, or actual construction costs will not vary from its opinions of probable costs.

Sidewalk Barrier Conceptual Budget Summary

Sidewalk barriers are displayed for visual purposes only. Their associated costs are stored in the s yer, which is costed panel-by-panel in the Facility Priority Summary.

1933

PROW Sidewalk Corridor Compliance Summary

Corridor

LINDA DR

Corridor Score & Severity

Score: 4

MEDIUM

Corridor Cost Summary

Facility Type		Cost
Sidewalk	$	37,664
Crosswalks	$	21,604
Curb Ramps	$	14,900
Missing Ramps	$	7,000

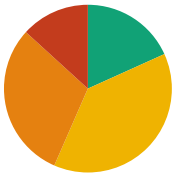

Sidewalk Barrier Priority Distribution

Priority	Percentage (%)
1	13%
2	20%
3	45%
4	18%
5	5%

Corridor Map

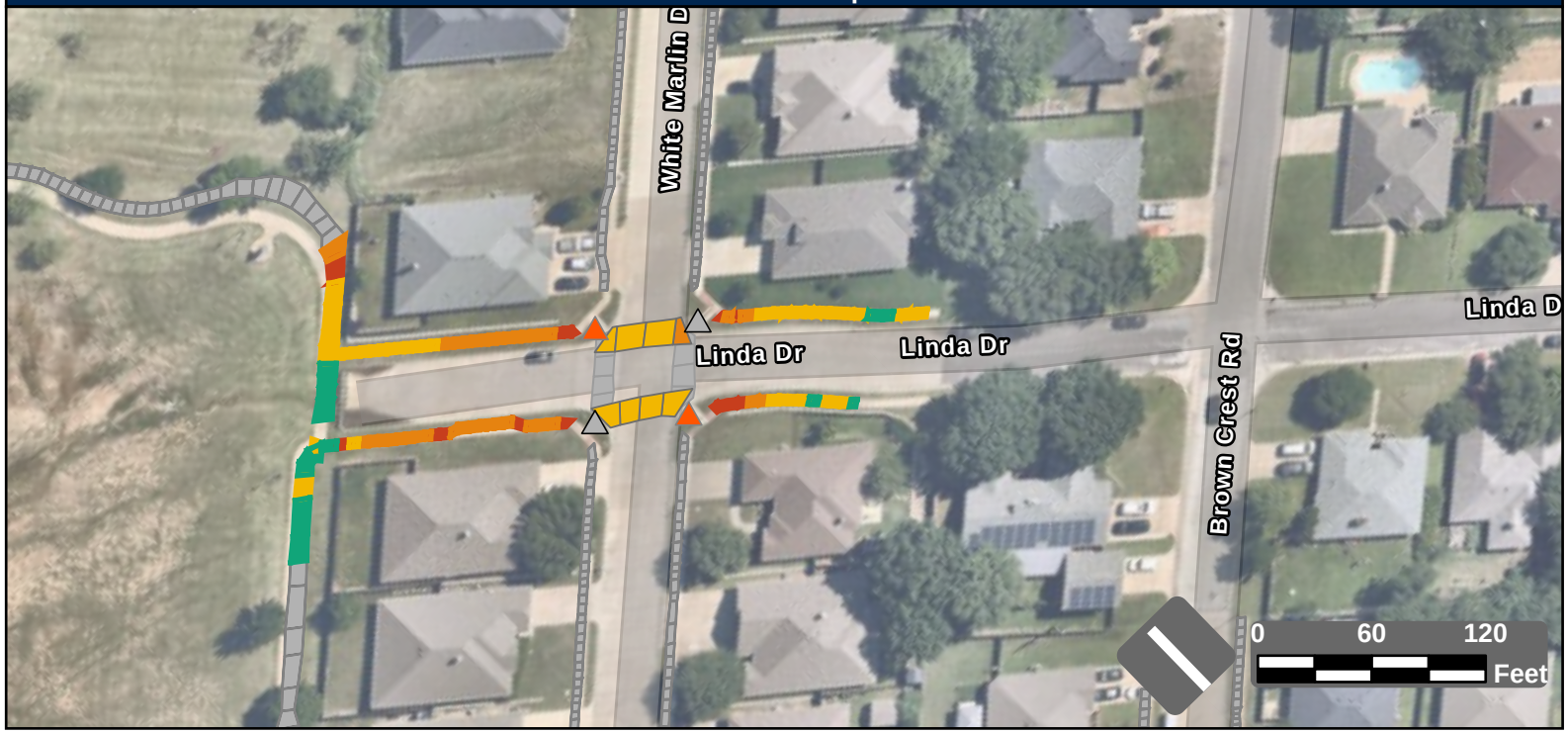

Facility Condition Summary

Sidewalks

Barrier Priority	Length (yd)		Cost
1	682	$	49,600
2	1,055	$	76,297
3	2,320	$	168,205
4	914	$	54,521
5	235	$	11,010
Total	525	$	37,664

Curb Ramps

Barrier Priority	Quantity		Cost
1	1	$	7,450
2	7	$	53,650
3	3	$	20,850
4	0	$	0
5	0	$	0
Total	2	$	14,900

Crosswalks

Barrier Priority	Length (yd)		Cost
1	0	$	0
2	37	$	6,006
3	48	$	2,040
4	137	$	13,558
5	31	$	0
Total	113	$	11,223

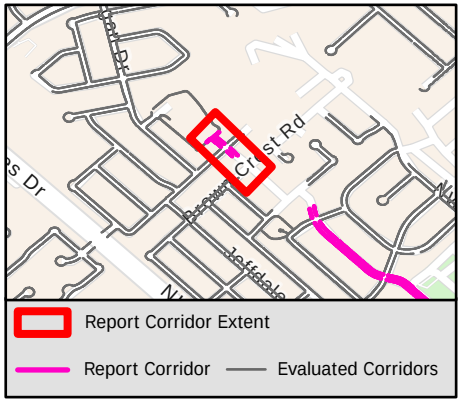

Sidewalk Barrier Summary

Pole	Quantity:	0
Fire Hydrant	Quantity:	0
Vault	Quantity:	0
Vegetation	Quantity:	0
Sign	Quantity:	0
Other	Quantity:	0

Missing Curb Ramps

Symbol	Quantity		Cost
	1	$	7,000

Curb Ramps Shown in Other Reports

Symbol	Quantity	Cost
	2	Other Report

Conceptual Budget Estimate Disclaimer

This "cost report" assigns a conceptual budget estimate to resolve non-compliance issues and was developed for planning purposes only. Kimley-Horn has no control over the cost of labor, materials, equipment, or over the Contractor's methods of determining prices or over competitive bidding or market conditions. Opinions of probable costs provided herein are based on the information known to Kimley-Horn at this time and represent only Kimley-Horn's judgment as a design professional familiar with the construction industry. Kimley-Horn cannot and does not guarantee that proposals, bids, or actual construction costs will not vary from its opinions of probable costs.

Sidewalk Barrier Conceptual Budget Summary

Sidewalk barriers are displayed for visual purposes only. Their associated costs are stored in the s yer, which is costed panel-by-panel in the Facility Priority Summary.

PROW Sidewalk Corridor Compliance Summary

Corridor

LINDEN DR

Corridor Score & Severity

Score: 4
MEDIUM

Corridor Cost Summary

Facility Type		Cost
Sidewalk	$	217,921
Crosswalks	$	21,294
Curb Ramps	$	62,650
Missing Ramps	$	7,000

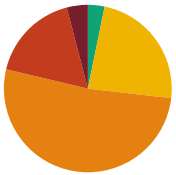

Sidewalk Barrier Priority Distribution

Priority	Percentage (%)
1	4%
2	17%
3	52%
4	24%
5	3%

Corridor Map

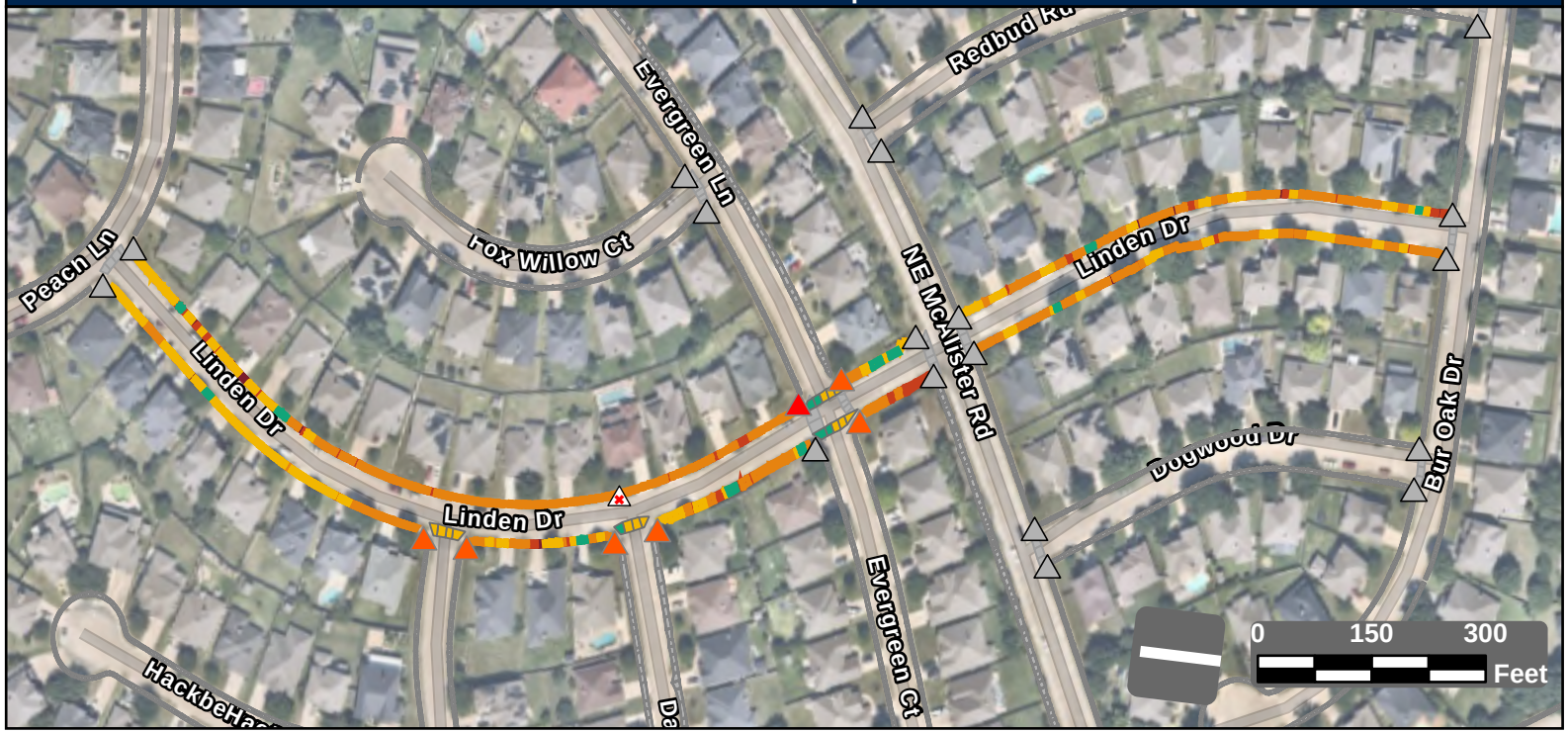

Facility Condition Summary

Sidewalks

Barrier Priority	Length (yd)		Cost
1	144	$	9,919
2	610	$	40,525
3	1,837	$	132,687
4	835	$	26,545
5	114	$	8,244
Total	3,541	$	217,921

Curb Ramps

Barrier Priority	Quantity		Cost
1	1	$	8,950
2	6	$	53,700
3	0	$	0
4	0	$	0
5	0	$	0
Total	7	$	62,650

Crosswalks

Barrier Priority	Length (yd)		Cost
1	0	$	0
2	0	$	0
3	0	$	0
4	232	$	21,294
5	72	$	
Total	304	$	21,294

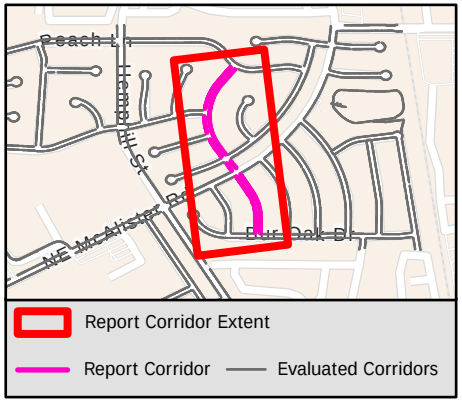

Sidewalk Barrier Summary

Pole	Quantity:	0
Fire Hydrant	Quantity:	0
Vault	Quantity:	0
Vegetation	Quantity:	0
Sign	Quantity:	0
Other	Quantity:	0

Missing Curb Ramps

Symbol	Quantity		Cost
	1	$	7,000

Curb Ramps Shown in Other Reports

Symbol	Quantity	Cost
	18	Other Report

Conceptual Budget Estimate Disclaimer

This "cost report" assigns a conceptual budget estimate to resolve non-compliance issues and was developed for planning purposes only. Kimley-Horn has no control over the cost of labor, materials, equipment, or over the Contractor's methods of determining prices or over competitive bidding or market conditions. Opinions of probable costs provided herein are based on the information known to Kimley-Horn at this time and represent only Kimley-Horn's judgment as a design professional familiar with the construction industry. Kimley-Horn cannot and does not guarantee that proposals, bids, or actual construction costs will not vary from its opinions of probable costs.

Sidewalk Barrier Conceptual Budget Summary

Sidewalk barriers are displayed for visual purposes only. Their associated costs are stored in the s yer, which is costed panel-by-panel in the Facility Priority Summary.

PROW Sidewalk Corridor Compliance Summary

Corridor

LISA MARIA ST

Corridor Score & Severity

Score: 4

MEDIUM

Corridor Cost Summary

Facility Type		Cost
Sidewalk	$	86,543
Crosswalks	$	10,640
Curb Ramps	$	16,400
Missing Ramps	$	28,000

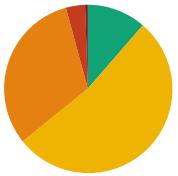

Sidewalk Barrier Priority Distribution

Priority	Percentage (%)
1	1%
2	4%
3	32%
4	53%
5	11%

Corridor Map

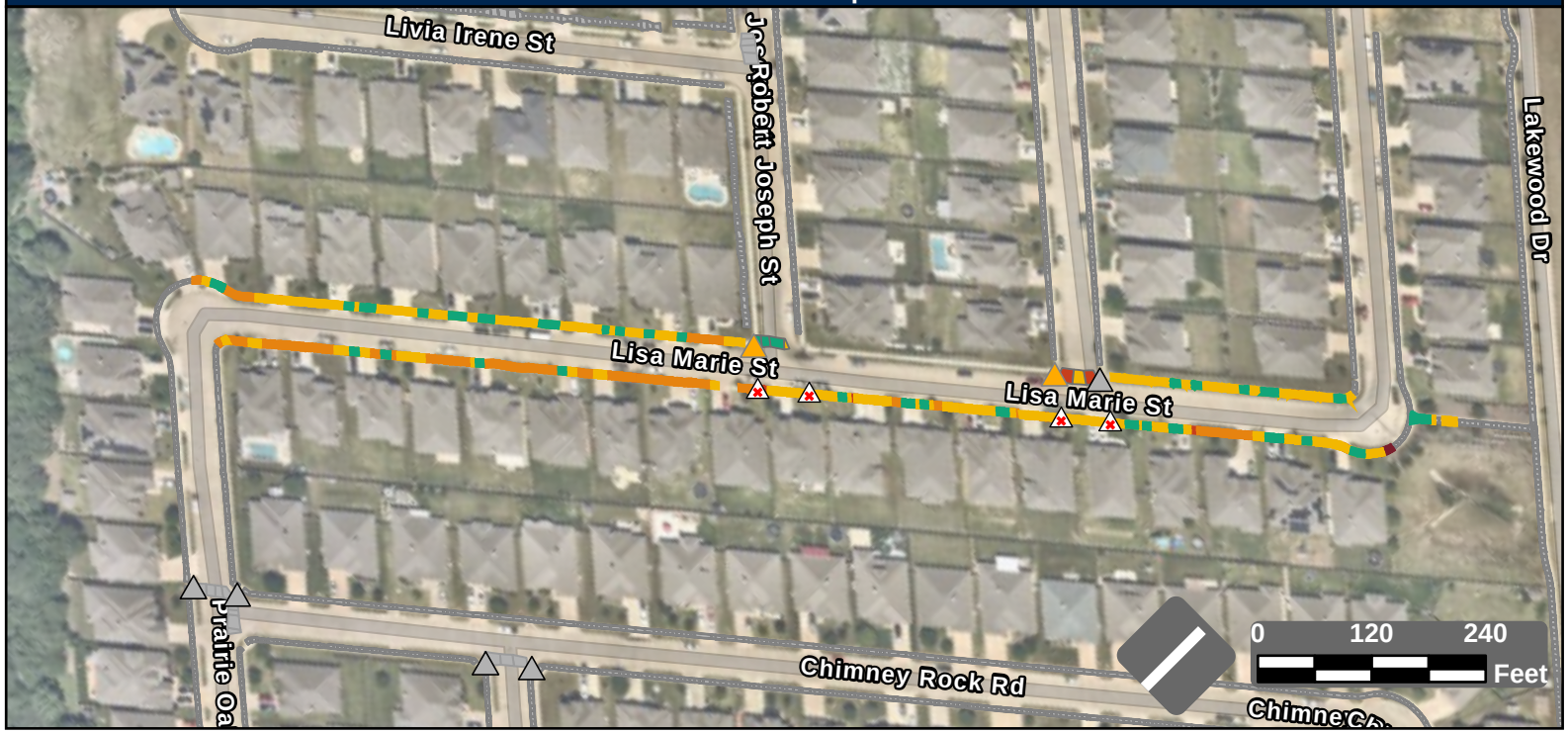

Facility Condition Summary

Sidewalks

Barrier Priority	Length (yd)		Cost
1	10	$	691
2	67	$	3,213
3	572	$	41,323
4	955	$	27,383
5	205	$	13,935
Total	1,809	$	86,543

Curb Ramps

Barrier Priority	Quantity		Cost
1	0	$	0
2	0	$	0
3	2	$	16,400
4	0	$	0
5	0	$	0
Total	2	$	16,400

Crosswalks

Barrier Priority	Length (yd)		Cost
1	0	$	0
2	42	$	8,356
3	0	$	0
4	23	$	2,284
5	38	$	
Total	103	$	10,640

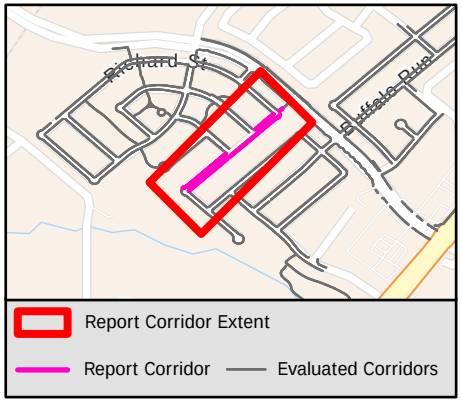

Sidewalk Barrier Summary

Pole	Quantity:	0
Fire Hydrant	Quantity:	0
Vault	Quantity:	0
Vegetation	Quantity:	0
Sign	Quantity:	0
Other	Quantity:	0

Missing Curb Ramps

Symbol	Quantity		Cost
	4	$	28,000

Curb Ramps Shown in Other Reports

Symbol	Quantity	Cost
	5	Other Report

Conceptual Budget Estimate Disclaimer

This "cost report" assigns a conceptual budget estimate to resolve non-compliance issues and was developed for planning purposes only. Kimley-Horn has no control over the cost of labor, materials, equipment, or over the Contractor's methods of determining prices or over competitive bidding or market conditions. Opinions of probable costs provided herein are based on the information known to Kimley-Horn at this time and represent only Kimley-Horn's judgment as a design professional familiar with the construction industry. Kimley-Horn cannot and does not guarantee that proposals, bids, or actual construction costs will not vary from its opinions of probable costs.

Sidewalk Barrier Conceptual Budget Summary

Sidewalk barriers are displayed for visual purposes only. Their associated costs are stored in the s yer, which is costed panel-by-panel in the Facility Priority Summary.

1936

PROW Sidewalk Corridor Compliance Summary

Corridor

LISA ST

Corridor Score & Severity

Score: 5

LOW

Corridor Cost Summary

Facility Type		Cost
Sidewalk	$	90,206
Crosswalks	$	8,073
Curb Ramps	$	29,200
Missing Ramps	$	0

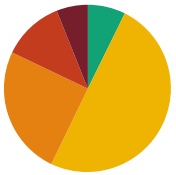

Sidewalk Barrier Priority Distribution

Priority	Percentage (%)
1	6%
2	12%
3	25%
4	50%
5	7%

Corridor Map

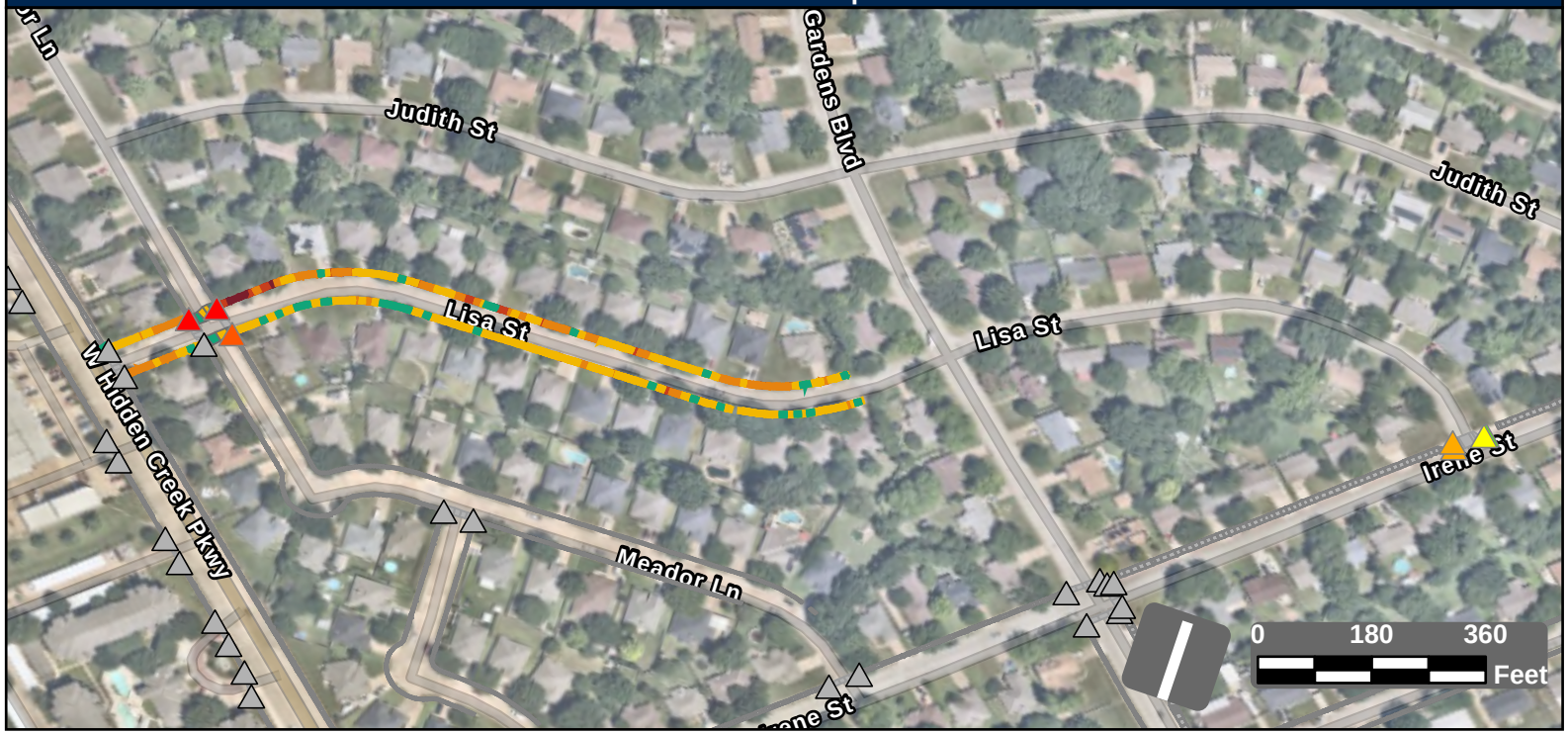

Facility Condition Summary

Sidewalks

Barrier Priority	Length (yd)		Cost
1	104	$	6,919
2	204	$	13,823
3	428	$	30,909
4	857	$	29,613
5	125	$	8,942
Total	1,718	$	90,206

Curb Ramps

Barrier Priority	Quantity		Cost
1	2	$	13,400
2	1	$	7,450
3	2	$	900
4	1	$	7,450
5	1	$	0
Total	7	$	29,200

Crosswalks

Barrier Priority	Length (yd)		Cost
1	0	$	0
2	0	$	0
3	0	$	0
4	81	$	8,073
5	75	$	
Total	156	$	8,073

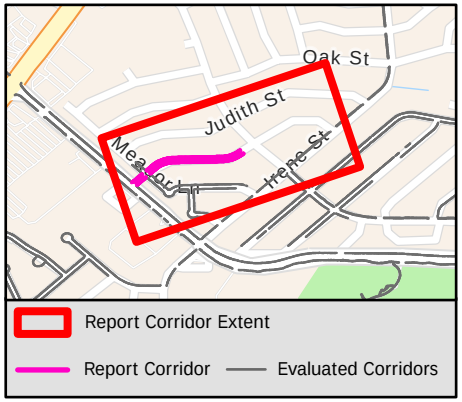

Sidewalk Barrier Summary

Pole	Quantity:	0
Fire Hydrant	Quantity:	0
Vault	Quantity:	0
Vegetation	Quantity:	0
Sign	Quantity:	0
Other	Quantity:	0

Missing Curb Ramps

Symbol	Quantity		Cost
	0	$	0

Curb Ramps Shown in Other Reports

Symbol	Quantity	Cost
	24	Other Report

Conceptual Budget Estimate Disclaimer

This "cost report" assigns a conceptual budget estimate to resolve non-compliance issues and was developed for planning purposes only. Kimley-Horn has no control over the cost of labor, materials, equipment, or over the Contractor's methods of determining prices or over competitive bidding or market conditions. Opinions of probable costs provided herein are based on the information known to Kimley-Horn at this time and represent only Kimley-Horn's judgment as a design professional familiar with the construction industry. Kimley-Horn cannot and does not guarantee that proposals, bids, or actual construction costs will not vary from its opinions of probable costs.

Sidewalk Barrier Conceptual Budget Summary

Sidewalk barriers are displayed for visual purposes only. Their associated costs are stored in the s yer, which is costed panel-by-panel in the Facility Priority Summary.

1937

PROW Sidewalk Corridor Compliance Summary

Corridor

LITCHFIELD CIR

Corridor Score & Severity

Score: 4

MEDIUM

Corridor Cost Summary

Facility Type		Cost
Sidewalk	$	81,961
Crosswalks	$	9,074
Curb Ramps	$	30,250
Missing Ramps	$	21,000

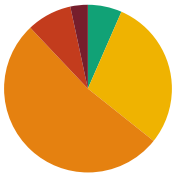

Sidewalk Barrier Priority Distribution

Priority	Percentage (%)
1	3%
2	9%
3	52%
4	29%
5	7%

Corridor Map

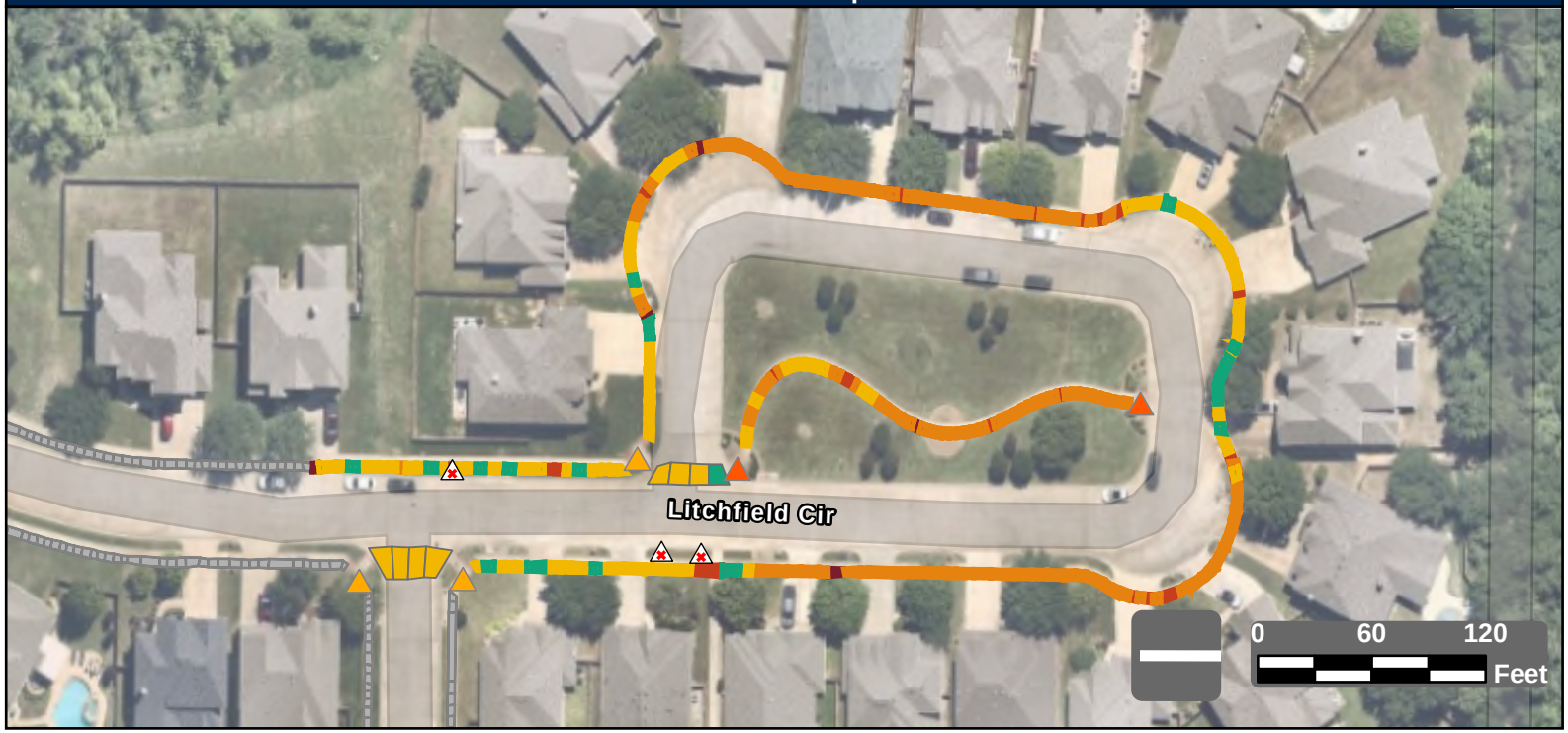

Facility Condition Summary

Sidewalks

Barrier Priority	Length (yd)		Cost
1	50	$	3,603
2	130	$	7,958
3	779	$	56,226
4	435	$	7,139
5	97	$	7,036
Total	1,490	$	81,961

Curb Ramps

Barrier Priority	Quantity		Cost
1	0	$	0
2	2	$	13,400
3	3	$	16,850
4	0	$	0
5	0	$	0
Total	5	$	30,250

Crosswalks

Barrier Priority	Length (yd)		Cost
1	0	$	0
2	0	$	0
3	0	$	0
4	91	$	9,074
5	10	$	
Total	101	$	9,074

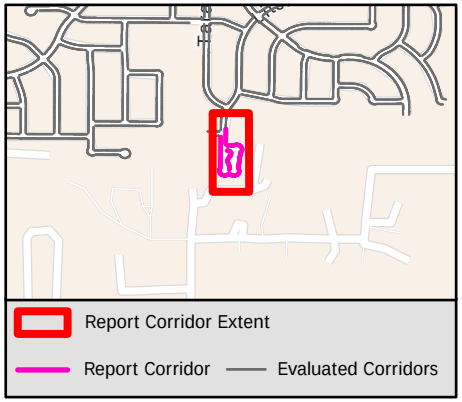

Sidewalk Barrier Summary

Pole	Quantity:	0
Fire Hydrant	Quantity:	0
Vault	Quantity:	0
Vegetation	Quantity:	0
Sign	Quantity:	0
Other	Quantity:	0

Missing Curb Ramps

Symbol	Quantity		Cost
	3	$	21,000

Curb Ramps Shown in Other Reports

Symbol	Quantity	Cost
	0	Other Report

Conceptual Budget Estimate Disclaimer

This "cost report" assigns a conceptual budget estimate to resolve non-compliance issues and was developed for planning purposes only. Kimley-Horn has no control over the cost of labor, materials, equipment, or over the Contractor's methods of determining prices or over competitive bidding or market conditions. Opinions of probable costs provided herein are based on the information known to Kimley-Horn at this time and represent only Kimley-Horn's judgment as a design professional familiar with the construction industry. Kimley-Horn cannot and does not guarantee that proposals, bids, or actual construction costs will not vary from its opinions of probable costs.

Sidewalk Barrier Conceptual Budget Summary

Sidewalk barriers are displayed for visual purposes only. Their associated costs are stored in the s yer, which is costed panel-by-panel in the Facility Priority Summary.

1938

PROW Sidewalk Corridor Compliance Summary

Corridor

LITCHFIELD LN

Corridor Score & Severity

Score: 5

LOW

Corridor Cost Summary

Facility Type		Cost
Sidewalk	$	376,334
Crosswalks	$	4,189
Curb Ramps	$	79,950
Missing Ramps	$	42,000

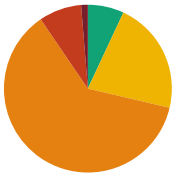

Sidewalk Barrier Priority Distribution

Priority	Percentage (%)
1	1%
2	8%
3	62%
4	22%
5	7%

Corridor Map

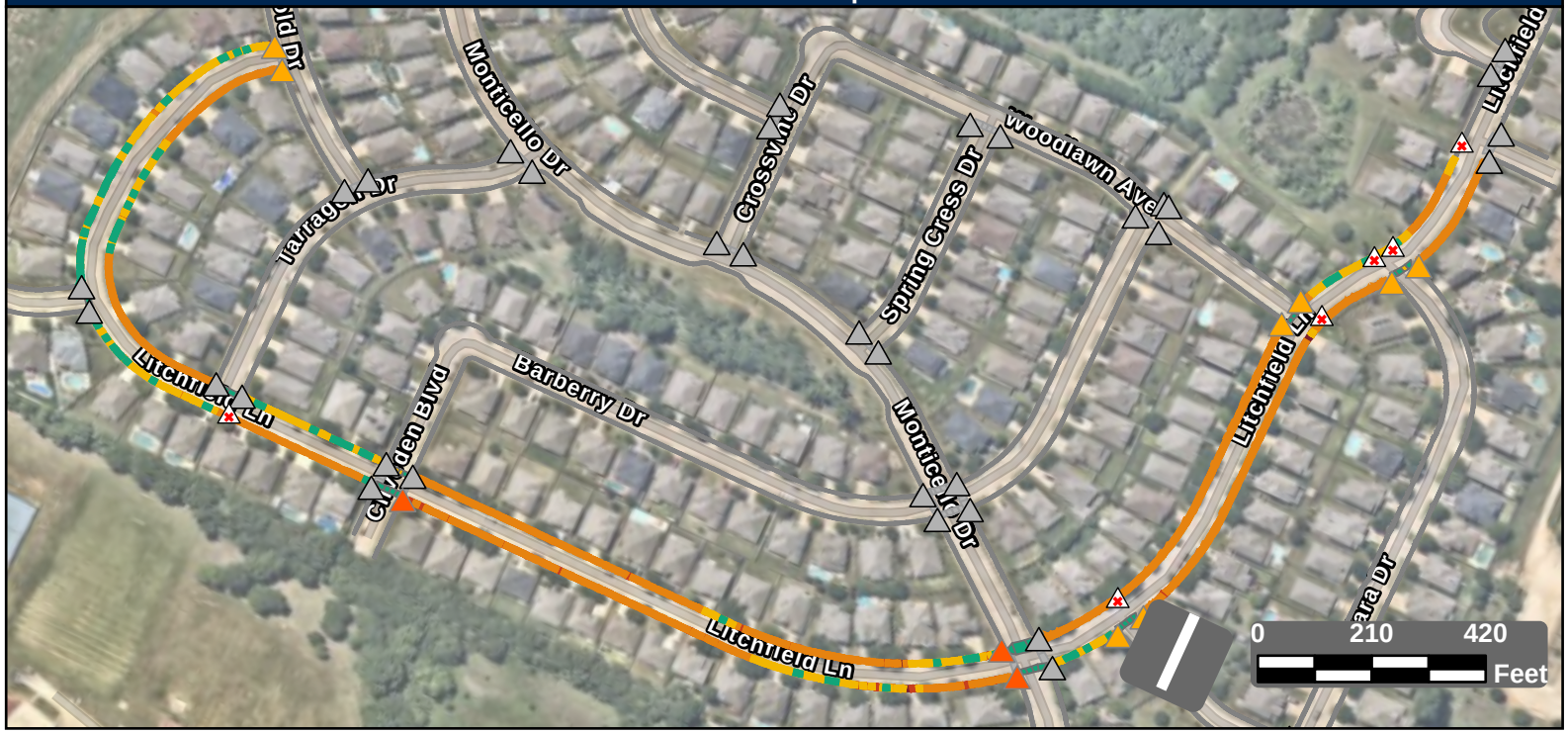

Facility Condition Summary

Sidewalks

Barrier Priority	Length (yd)		Cost
1	78	$	5,111
2	503	$	33,989
3	3,781	$	273,051
4	1,330	$	41,368
5	425	$	22,815
Total	6,117	$	376,334

Curb Ramps

Barrier Priority	Quantity		Cost
1	0	$	0
2	3	$	20,850
3	8	$	59,100
4	0	$	0
5	0	$	0
Total	11	$	79,950

Crosswalks

Barrier Priority	Length (yd)		Cost
1	0	$	0
2	0	$	0
3	0	$	0
4	42	$	4,189
5	475	$	
Total	517	$	4,189

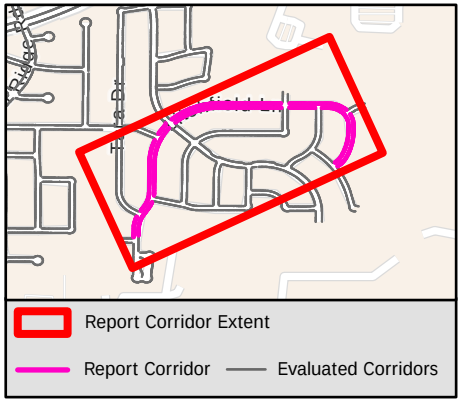

Sidewalk Barrier Summary

Pole	Quantity:	0
Fire Hydrant	Quantity:	0
Vault	Quantity:	0
Vegetation	Quantity:	0
Sign	Quantity:	0
Other	Quantity:	0

Missing Curb Ramps

Symbol	Quantity		Cost
	6	$	42,000

Curb Ramps Shown in Other Reports

Symbol	Quantity	Cost
	34	Other Report

Conceptual Budget Estimate Disclaimer

This "cost report" assigns a conceptual budget estimate to resolve non-compliance issues and was developed for planning purposes only. Kimley-Horn has no control over the cost of labor, materials, equipment, or over the Contractor's methods of determining prices or over competitive bidding or market conditions. Opinions of probable costs provided herein are based on the information known to Kimley-Horn at this time and represent only Kimley-Horn's judgment as a design professional familiar with the construction industry. Kimley-Horn cannot and does not guarantee that proposals, bids, or actual construction costs will not vary from its opinions of probable costs.

Sidewalk Barrier Conceptual Budget Summary

Sidewalk barriers are displayed for visual purposes only. Their associated costs are stored in the s yer, which is costed panel-by-panel in the Facility Priority Summary.

1939

PROW Sidewalk Corridor Compliance Summary

Corridor

LITTLE RIDGE CT

Corridor Score & Severity

Score: 3
MEDIUM

Corridor Cost Summary

Facility Type		Cost
Sidewalk	$	57,303
Crosswalks	$	0
Curb Ramps	$	0
Missing Ramps	$	0

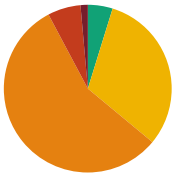

Sidewalk Barrier Priority Distribution

Priority	Percentage (%)
1	1%
2	6%
3	56%
4	31%
5	5%

Corridor Map



Facility Condition Summary

Sidewalks

Barrier Priority	Length (yd)		Cost
1	15	$	852
2	66	$	4,240
3	583	$	42,074
4	324	$	6,561
5	50	$	3,575
Total	1,037	$	57,303

Curb Ramps

Barrier Priority	Quantity		Cost
1	0	$	0
2	0	$	0
3	0	$	0
4	0	$	0
5	0	$	0
Total	0	$	0

Crosswalks

Barrier Priority	Length (yd)		Cost
1	0	$	0
2	0	$	0
3	0	$	0
4	0	$	0
5	0	$	0
Total	0	$	0

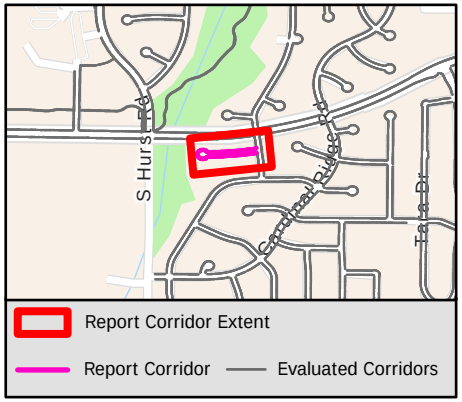

Sidewalk Barrier Summary

Pole	Quantity:	0
Fire Hydrant	Quantity:	0
Vault	Quantity:	0
Vegetation	Quantity:	0
Sign	Quantity:	0
Other	Quantity:	0

Missing Curb Ramps

Symbol	Quantity		Cost
	0	$	0

Curb Ramps Shown in Other Reports

Symbol	Quantity	Cost
	4	Other Report

Conceptual Budget Estimate Disclaimer

This "cost report" assigns a conceptual budget estimate to resolve non-compliance issues and was developed for planning purposes only. Kimley-Horn has no control over the cost of labor, materials, equipment, or over the Contractor's methods of determining prices or over competitive bidding or market conditions. Opinions of probable costs provided herein are based on the information known to Kimley-Horn at this time and represent only Kimley-Horn's judgment as a design professional familiar with the construction industry. Kimley-Horn cannot and does not guarantee that proposals, bids, or actual construction costs will not vary from its opinions of probable costs.

Sidewalk Barrier Conceptual Budget Summary

Sidewalk barriers are displayed for visual purposes only. Their associated costs are stored in the s yer, which is costed panel-by-panel in the Facility Priority Summary.

1940

PROW Sidewalk Corridor Compliance Summary

Corridor

LIVIA IRENE ST

Corridor Score & Severity

Score: 4

MEDIUM

Corridor Cost Summary

Facility Type		Cost
Sidewalk	$	65,552
Crosswalks	$	4,737
Curb Ramps	$	0
Missing Ramps	$	0

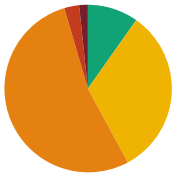

Sidewalk Barrier Priority Distribution

Priority	Percentage (%)
1	2%
2	3%
3	53%
4	32%
5	10%

Corridor Map



Facility Condition Summary

Sidewalks

Barrier Priority	Length (yd)		Cost
1	23	$	1,689
2	40	$	2,560
3	749	$	54,070
4	454	$	3,494
5	137	$	3,739
Total	1,404	$	65,552

Curb Ramps

Barrier Priority	Quantity		Cost
1	0	$	0
2	0	$	0
3	0	$	0
4	0	$	0
5	0	$	0
Total	0	$	0

Crosswalks

Barrier Priority	Length (yd)		Cost
1	0	$	0
2	0	$	0
3	0	$	0
4	48	$	4,737
5	0	$	0
Total	48	$	4,737

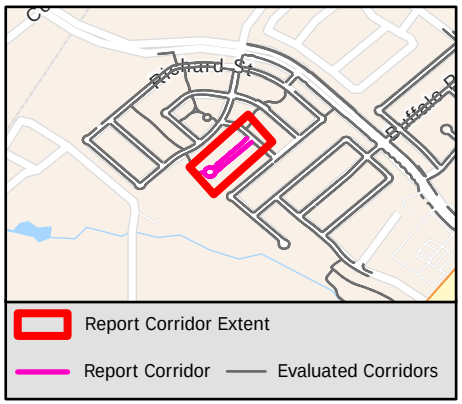

Sidewalk Barrier Summary

Pole	Quantity:	0
Fire Hydrant	Quantity:	0
Vault	Quantity:	0
Vegetation	Quantity:	0
Sign	Quantity:	0
Other	Quantity:	0

Missing Curb Ramps

Symbol	Quantity		Cost
	0	$	0

Curb Ramps Shown in Other Reports

Symbol	Quantity	Cost
	0	Other Report

Conceptual Budget Estimate Disclaimer

This "cost report" assigns a conceptual budget estimate to resolve non-compliance issues and was developed for planning purposes only. Kimley-Horn has no control over the cost of labor, materials, equipment, or over the Contractor's methods of determining prices or over competitive bidding or market conditions. Opinions of probable costs provided herein are based on the information known to Kimley-Horn at this time and represent only Kimley-Horn's judgment as a design professional familiar with the construction industry. Kimley-Horn cannot and does not guarantee that proposals, bids, or actual construction costs will not vary from its opinions of probable costs.

Sidewalk Barrier Conceptual Budget Summary

Sidewalk barriers are displayed for visual purposes only. Their associated costs are stored in the s yer, which is costed panel-by-panel in the Facility Priority Summary.

PROW Sidewalk Corridor Compliance Summary

Corridor

LIVIA ST

Corridor Score & Severity

Score: 3
MEDIUM

Corridor Cost Summary

Facility Type		Cost
Sidewalk	$	41,954
Crosswalks	$	0
Curb Ramps	$	11,900
Missing Ramps	$	0

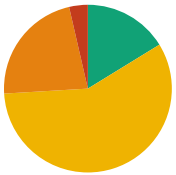

Sidewalk Barrier Priority Distribution

Priority	Percentage (%)
1	0%
2	4%
3	22%
4	58%
5	16%

Corridor Map



Facility Condition Summary

Sidewalks

Barrier Priority	Length (yd)		Cost
1	0	$	0
2	31	$	1,585
3	190	$	13,728
4	492	$	17,463
5	138	$	9,178
Total	850	$	41,954

Curb Ramps

Barrier Priority	Quantity		Cost
1	0	$	0
2	0	$	0
3	2	$	11,900
4	0	$	0
5	0	$	0
Total	2	$	11,900

Crosswalks

Barrier Priority	Length (yd)		Cost
1	0	$	0
2	0	$	0
3	0	$	0
4	0	$	0
5	0	$	0
Total	0	$	0

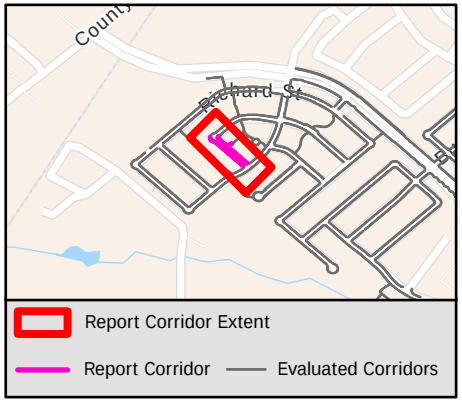

Sidewalk Barrier Summary

Pole	Quantity:	0
Fire Hydrant	Quantity:	0
Vault	Quantity:	0
Vegetation	Quantity:	0
Sign	Quantity:	0
Other	Quantity:	0

Missing Curb Ramps

Symbol	Quantity		Cost
	0	$	0

Curb Ramps Shown in Other Reports

Symbol	Quantity	Cost
	2	Other Report

Conceptual Budget Estimate Disclaimer

This "cost report" assigns a conceptual budget estimate to resolve non-compliance issues and was developed for planning purposes only. Kimley-Horn has no control over the cost of labor, materials, equipment, or over the Contractor's methods of determining prices or over competitive bidding or market conditions. Opinions of probable costs provided herein are based on the information known to Kimley-Horn at this time and represent only Kimley-Horn's judgment as a design professional familiar with the construction industry. Kimley-Horn cannot and does not guarantee that proposals, bids, or actual construction costs will not vary from its opinions of probable costs.

Sidewalk Barrier Conceptual Budget Summary

Sidewalk barriers are displayed for visual purposes only. Their associated costs are stored in the s yer, which is costed panel-by-panel in the Facility Priority Summary.

PROW Sidewalk Corridor Compliance Summary

Corridor

LIZZIE LN

Corridor Score & Severity

Score: 3
MEDIUM

Corridor Cost Summary

Facility Type		Cost
Sidewalk	$	49,392
Crosswalks	$	0
Curb Ramps	$	0
Missing Ramps	$	0

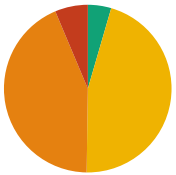

Sidewalk Barrier Priority Distribution

Priority	Percentage (%)
1	0%
2	6%
3	43%
4	46%
5	5%

Corridor Map



Facility Condition Summary

Sidewalks

Barrier Priority	Length (yd)		Cost
1	0	$	0
2	72	$	3,244
3	493	$	35,621
4	519	$	6,829
5	51	$	3,698
Total	1,136	$	49,392

Curb Ramps

Barrier Priority	Quantity		Cost
1	0	$	0
2	0	$	0
3	0	$	0
4	0	$	0
5	0	$	0
Total	0	$	0

Crosswalks

Barrier Priority	Length (yd)		Cost
1	0	$	0
2	0	$	0
3	0	$	0
4	0	$	0
5	0	$	0
Total	0	$	0

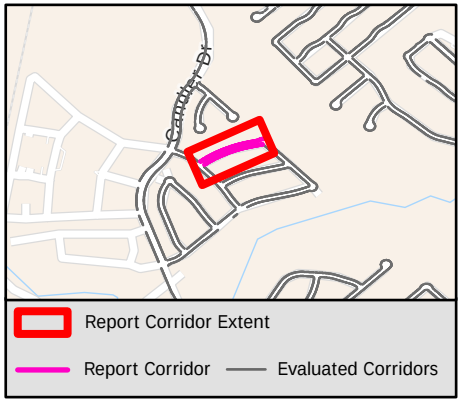

Sidewalk Barrier Summary

Pole	Quantity:	0
Fire Hydrant	Quantity:	0
Vault	Quantity:	0
Vegetation	Quantity:	0
Sign	Quantity:	0
Other	Quantity:	0

Missing Curb Ramps

Symbol	Quantity		Cost
	0	$	0

Curb Ramps Shown in Other Reports

Symbol	Quantity	Cost
	2	Other Report

Conceptual Budget Estimate Disclaimer

This "cost report" assigns a conceptual budget estimate to resolve non-compliance issues and was developed for planning purposes only. Kimley-Horn has no control over the cost of labor, materials, equipment, or over the Contractor's methods of determining prices or over competitive bidding or market conditions. Opinions of probable costs provided herein are based on the information known to Kimley-Horn at this time and represent only Kimley-Horn's judgment as a design professional familiar with the construction industry. Kimley-Horn cannot and does not guarantee that proposals, bids, or actual construction costs will not vary from its opinions of probable costs.

Sidewalk Barrier Conceptual Budget Summary

Sidewalk barriers are displayed for visual purposes only. Their associated costs are stored in the s yer, which is costed panel-by-panel in the Facility Priority Summary.

PROW Sidewalk Corridor Compliance Summary

Corridor

LONE OAK CT

Corridor Score & Severity

Score: 3

MEDIUM

Corridor Cost Summary

Facility Type		Cost
Sidewalk	$	36,434
Crosswalks	$	0
Curb Ramps	$	0
Missing Ramps	$	0

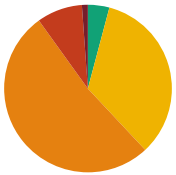

Sidewalk Barrier Priority Distribution

Priority	Percentage (%)
1	1%
2	9%
3	52%
4	34%
5	4%

Corridor Map

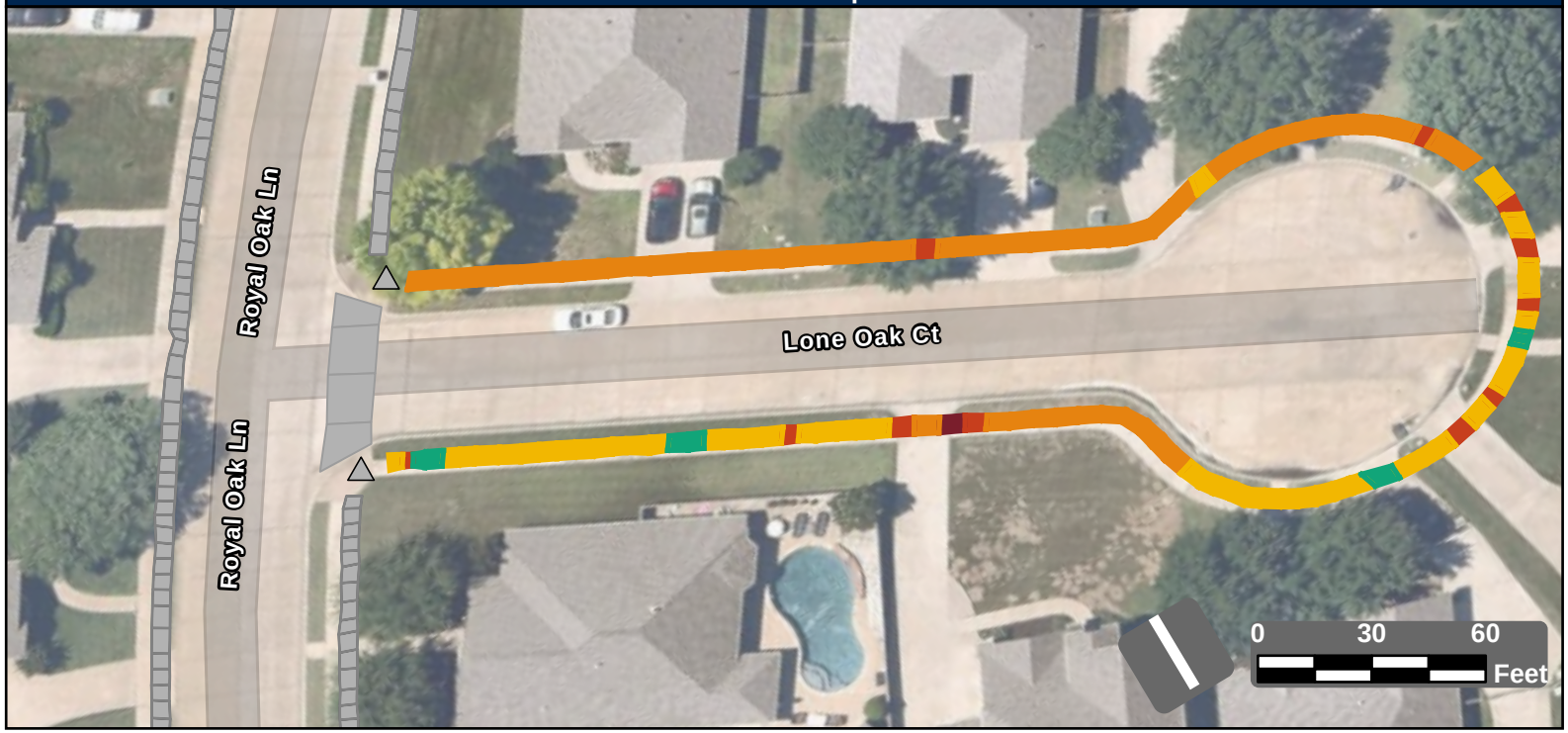

Facility Condition Summary

Sidewalks

Barrier Priority	Length (yd)		Cost
1	7	$	479
2	51	$	3,484
3	301	$	21,728
4	196	$	9,020
5	24	$	1,723
Total	578	$	36,434

Curb Ramps

Barrier Priority	Quantity		Cost
1	0	$	0
2	0	$	0
3	0	$	0
4	0	$	0
5	0	$	0
Total	0	$	0

Crosswalks

Barrier Priority	Length (yd)		Cost
1	0	$	0
2	0	$	0
3	0	$	0
4	0	$	0
5	0	$	0
Total	0	$	0

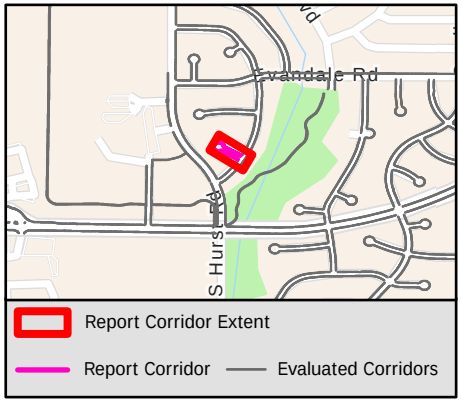

Sidewalk Barrier Summary

Pole	Quantity:	0
Fire Hydrant	Quantity:	0
Vault	Quantity:	0
Vegetation	Quantity:	0
Sign	Quantity:	0
Other	Quantity:	0

Missing Curb Ramps

Symbol	Quantity		Cost
	0	$	0

Curb Ramps Shown in Other Reports

Symbol	Quantity	Cost
	2	Other Report

Conceptual Budget Estimate Disclaimer

This "cost report" assigns a conceptual budget estimate to resolve non-compliance issues and was developed for planning purposes only. Kimley-Horn has no control over the cost of labor, materials, equipment, or over the Contractor's methods of determining prices or over competitive bidding or market conditions. Opinions of probable costs provided herein are based on the information known to Kimley-Horn at this time and represent only Kimley-Horn's judgment as a design professional familiar with the construction industry. Kimley-Horn cannot and does not guarantee that proposals, bids, or actual construction costs will not vary from its opinions of probable costs.

Sidewalk Barrier Conceptual Budget Summary

Sidewalk barriers are displayed for visual purposes only. Their associated costs are stored in the s yer, which is costed panel-by-panel in the Facility Priority Summary.

1944

PROW Sidewalk Corridor Compliance Summary

Corridor

LORETTA LN

Corridor Score & Severity

Score: 4

MEDIUM

Corridor Cost Summary

Facility Type		Cost
Sidewalk	$	10,090
Crosswalks	$	4,922
Curb Ramps	$	17,850
Missing Ramps	$	0



Sidewalk Barrier Priority Distribution

Priority	Percentage (%)
1	0%
2	9%
3	35%
4	20%
5	36%

Corridor Map



Facility Condition Summary

Sidewalks

Barrier Priority	Length (yd)		Cost
1	0	$	0
2	20	$	898
3	81	$	5,881
4	48	$	2,802
5	86	$	508
Total	235	$	10,090

Curb Ramps

Barrier Priority	Quantity		Cost
1	0	$	0
2	0	$	0
3	3	$	17,850
4	0	$	0
5	0	$	0
Total	3	$	17,850

Crosswalks

Barrier Priority	Length (yd)		Cost
1	0	$	0
2	0	$	0
3	0	$	0
4	89	$	4,922
5	0	$	0
Total	89	$	4,922

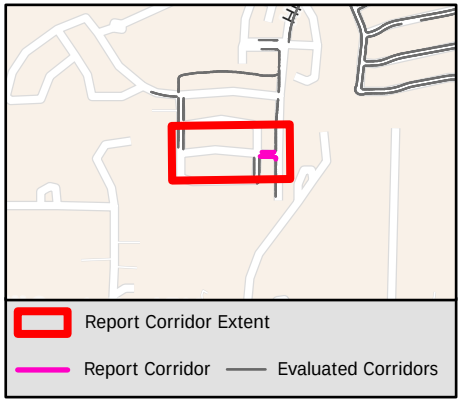

Sidewalk Barrier Summary

Pole	Quantity:	0
Fire Hydrant	Quantity:	0
Vault	Quantity:	0
Vegetation	Quantity:	0
Sign	Quantity:	0
Other	Quantity:	0

Missing Curb Ramps

Symbol	Quantity		Cost
	0	$	0

Curb Ramps Shown in Other Reports

Symbol	Quantity	Cost
	5	Other Report

Conceptual Budget Estimate Disclaimer

This "cost report" assigns a conceptual budget estimate to resolve non-compliance issues and was developed for planning purposes only. Kimley-Horn has no control over the cost of labor, materials, equipment, or over the Contractor's methods of determining prices or over competitive bidding or market conditions. Opinions of probable costs provided herein are based on the information known to Kimley-Horn at this time and represent only Kimley-Horn's judgment as a design professional familiar with the construction industry. Kimley-Horn cannot and does not guarantee that proposals, bids, or actual construction costs will not vary from its opinions of probable costs.

Sidewalk Barrier Conceptual Budget Summary

Sidewalk barriers are displayed for visual purposes only. Their associated costs are stored in the s yer, which is costed panel-by-panel in the Facility Priority Summary.

1945

PROW Sidewalk Corridor Compliance Summary

Corridor

LYNNE LN

Corridor Score & Severity

Score: 2

HIGH

Corridor Cost Summary

Facility Type		Cost
Sidewalk	$	0
Crosswalks	$	0
Curb Ramps	$	14,900
Missing Ramps	$	0

Sidewalk Barrier Priority Distribution

Priority	Percentage (%)
1	%
2	%
3	%
4	%
5	%

Corridor Map



Facility Condition Summary

Sidewalks

Barrier Priority	Length (yd)		Cost
1	0	$	0
2	0	$	0
3	0	$	0
4	0	$	0
5	0	$	0
Total	0	$	0

Curb Ramps

Barrier Priority	Quantity		Cost
1	0	$	0
2	1	$	7,450
3	1	$	7,450
4	0	$	0
5	0	$	0
Total	2	$	14,900

Crosswalks

Barrier Priority	Length (yd)		Cost
1	0	$	0
2	0	$	0
3	0	$	0
4	0	$	0
5	0	$	0
Total	0	$	0

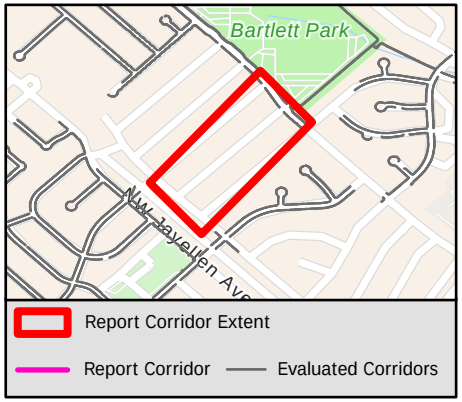

Sidewalk Barrier Summary

Pole	Quantity:	0
Fire Hydrant	Quantity:	0
Vault	Quantity:	0
Vegetation	Quantity:	0
Sign	Quantity:	0
Other	Quantity:	0

Missing Curb Ramps

Symbol	Quantity		Cost
	0	$	0

Curb Ramps Shown in Other Reports

Symbol	Quantity	Cost
	8	Other Report

Conceptual Budget Estimate Disclaimer

This "cost report" assigns a conceptual budget estimate to resolve non-compliance issues and was developed for planning purposes only. Kimley-Horn has no control over the cost of labor, materials, equipment, or over the Contractor's methods of determining prices or over competitive bidding or market conditions. Opinions of probable costs provided herein are based on the information known to Kimley-Horn at this time and represent only Kimley-Horn's judgment as a design professional familiar with the construction industry. Kimley-Horn cannot and does not guarantee that proposals, bids, or actual construction costs will not vary from its opinions of probable costs.

Sidewalk Barrier Conceptual Budget Summary

Sidewalk barriers are displayed for visual purposes only. Their associated costs are stored in the s yer, which is costed panel-by-panel in the Facility Priority Summary.

1946

PROW Sidewalk Corridor Compliance Summary

Corridor

LYNNEWOOD AVE

Corridor Score & Severity

Score: 4
MEDIUM

Corridor Cost Summary

Facility Type		Cost
Sidewalk	$	267,364
Crosswalks	$	16,080
Curb Ramps	$	39,250
Missing Ramps	$	7,000

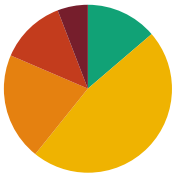

Sidewalk Barrier Priority Distribution

Priority	Percentage (%)
1	6%
2	13%
3	21%
4	47%
5	14%

Corridor Map

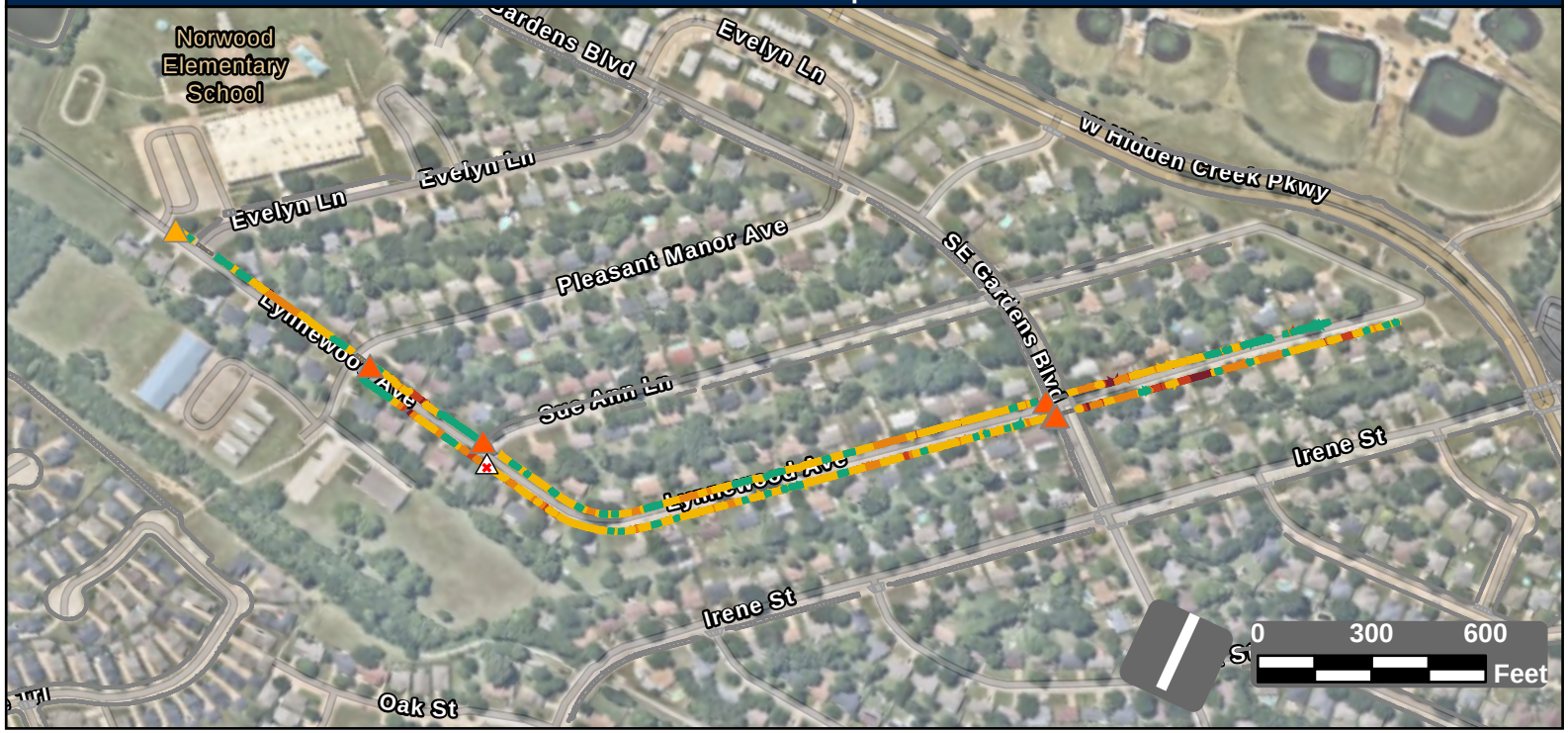

Facility Condition Summary

Sidewalks

Barrier Priority	Length (yd)		Cost
1	281	$	18,771
2	610	$	40,570
3	995	$	71,829
4	2,258	$	105,456
5	661	$	30,738
Total	4,804	$	267,364

Curb Ramps

Barrier Priority	Quantity		Cost
1	0	$	0
2	5	$	31,800
3	1	$	7,450
4	0	$	0
5	0	$	0
Total	6	$	39,250

Crosswalks

Barrier Priority	Length (yd)		Cost
1	0	$	0
2	24	$	4,570
3	49	$	1,657
4	72	$	9,853
5	24	$	0
Total	169	$	16,080

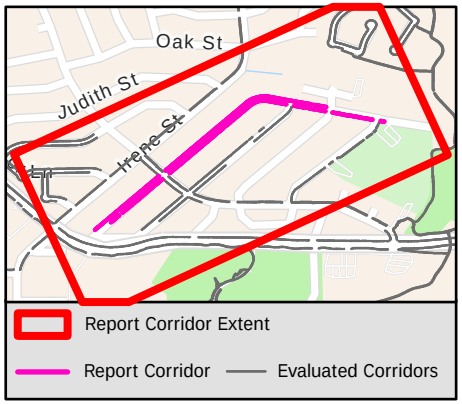

Sidewalk Barrier Summary

Pole	Quantity:	0
Fire Hydrant	Quantity:	0
Vault	Quantity:	0
Vegetation	Quantity:	0
Sign	Quantity:	0
Other	Quantity:	0

Missing Curb Ramps

Symbol	Quantity		Cost
	1	$	7,000

Curb Ramps Shown in Other Reports

Symbol	Quantity	Cost
	0	Other Report

Conceptual Budget Estimate Disclaimer

This "cost report" assigns a conceptual budget estimate to resolve non-compliance issues and was developed for planning purposes only. Kimley-Horn has no control over the cost of labor, materials, equipment, or over the Contractor's methods of determining prices or over competitive bidding or market conditions. Opinions of probable costs provided herein are based on the information known to Kimley-Horn at this time and represent only Kimley-Horn's judgment as a design professional familiar with the construction industry. Kimley-Horn cannot and does not guarantee that proposals, bids, or actual construction costs will not vary from its opinions of probable costs.

Sidewalk Barrier Conceptual Budget Summary

Sidewalk barriers are displayed for visual purposes only. Their associated costs are stored in the s yer, which is costed panel-by-panel in the Facility Priority Summary.

1947

PROW Sidewalk Corridor Compliance Summary

Corridor

MADERA DR

Corridor Score & Severity

Score: 4
MEDIUM

Corridor Cost Summary

Facility Type		Cost
Sidewalk	$	130,347
Crosswalks	$	4,865
Curb Ramps	$	17,850
Missing Ramps	$	42,000

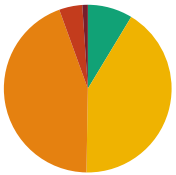

Sidewalk Barrier Priority Distribution

Priority	Percentage (%)
1	1%
2	4%
3	44%
4	42%
5	9%

Corridor Map



Facility Condition Summary

Sidewalks

Barrier Priority	Length (yd)		Cost
1	23	$	1,529
2	99	$	6,563
3	981	$	70,825
4	923	$	42,759
5	192	$	8,670
Total	2,218	$	130,347

Curb Ramps

Barrier Priority	Quantity		Cost
1	0	$	0
2	2	$	11,900
3	1	$	5,950
4	0	$	0
5	0	$	0
Total	3	$	17,850

Crosswalks

Barrier Priority	Length (yd)		Cost
1	0	$	0
2	14	$	1,853
3		$	
4	33	$	3,012
5	90	$	
Total	137	$	4,865

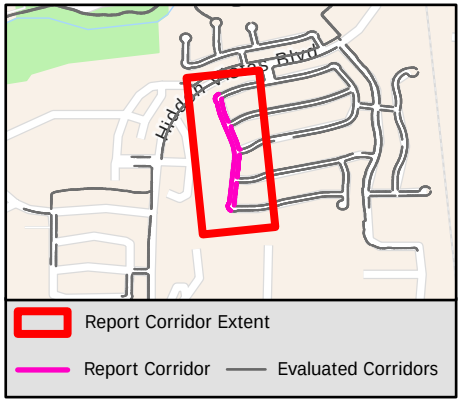

Sidewalk Barrier Summary

Pole	Quantity:	0
Fire Hydrant	Quantity:	0
Vault	Quantity:	0
Vegetation	Quantity:	4
Sign	Quantity:	0
Other	Quantity:	0

Missing Curb Ramps

Symbol	Quantity		Cost
	6	$	42,000

Curb Ramps Shown in Other Reports

Symbol	Quantity	Cost
	9	Other Report

Conceptual Budget Estimate Disclaimer

This "cost report" assigns a conceptual budget estimate to resolve non-compliance issues and was developed for planning purposes only. Kimley-Horn has no control over the cost of labor, materials, equipment, or over the Contractor's methods of determining prices or over competitive bidding or market conditions. Opinions of probable costs provided herein are based on the information known to Kimley-Horn at this time and represent only Kimley-Horn's judgment as a design professional familiar with the construction industry. Kimley-Horn cannot and does not guarantee that proposals, bids, or actual construction costs will not vary from its opinions of probable costs.

Sidewalk Barrier Conceptual Budget Summary

Sidewalk barriers are displayed for visual purposes only. Their associated costs are stored in the s yer, which is costed panel-by-panel in the Facility Priority Summary.

1948

PROW Sidewalk Corridor Compliance Summary

Corridor

MADISON ST

Corridor Score & Severity

Score: 3
MEDIUM

Corridor Cost Summary

Facility Type		Cost
Sidewalk	$	80,515
Crosswalks	$	0
Curb Ramps	$	18,300
Missing Ramps	$	0

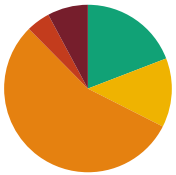

Sidewalk Barrier Priority Distribution

Priority	Percentage (%)
1	8%
2	5%
3	55%
4	13%
5	19%

Corridor Map



Facility Condition Summary

Sidewalks

Barrier Priority	Length (yd)		Cost
1	109	$	7,877
2	64	$	3,812
3	768	$	55,483
4	185	$	6,073
5	267	$	7,270
Total	1,393	$	80,515

Curb Ramps

Barrier Priority	Quantity		Cost
1	0	$	0
2	0	$	0
3	4	$	18,300
4	0	$	0
5	0	$	0
Total	4	$	18,300

Crosswalks

Barrier Priority	Length (yd)		Cost
1	0	$	0
2	0	$	0
3	0	$	0
4	0	$	0
5	0	$	0
Total	0	$	0

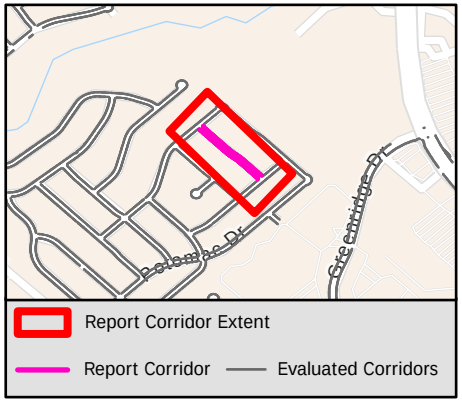

Sidewalk Barrier Summary

Pole	Quantity:	0
Fire Hydrant	Quantity:	0
Vault	Quantity:	0
Vegetation	Quantity:	0
Sign	Quantity:	0
Other	Quantity:	0

Missing Curb Ramps

Symbol	Quantity		Cost
	0	$	0

Curb Ramps Shown in Other Reports

Symbol	Quantity	Cost
	2	Other Report

Conceptual Budget Estimate Disclaimer

This "cost report" assigns a conceptual budget estimate to resolve non-compliance issues and was developed for planning purposes only. Kimley-Horn has no control over the cost of labor, materials, equipment, or over the Contractor's methods of determining prices or over competitive bidding or market conditions. Opinions of probable costs provided herein are based on the information known to Kimley-Horn at this time and represent only Kimley-Horn's judgment as a design professional familiar with the construction industry. Kimley-Horn cannot and does not guarantee that proposals, bids, or actual construction costs will not vary from its opinions of probable costs.

Sidewalk Barrier Conceptual Budget Summary

Sidewalk barriers are displayed for visual purposes only. Their associated costs are stored in the s[illegible]yer, which is costed panel-by-panel in the Facility Priority Summary.

1949

PROW Sidewalk Corridor Compliance Summary

Corridor

MAGNOLIA ST

Corridor Score & Severity

Score: 5

LOW

Corridor Cost Summary

Facility Type		Cost
Sidewalk	$	1,612
Crosswalks	$	5,047
Curb Ramps	$	5,950
Missing Ramps	$	0

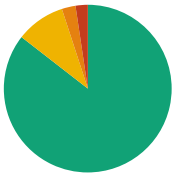

Sidewalk Barrier Priority Distribution

Priority	Percentage (%)
1	0%
2	2%
3	3%
4	9%
5	86%

Corridor Map

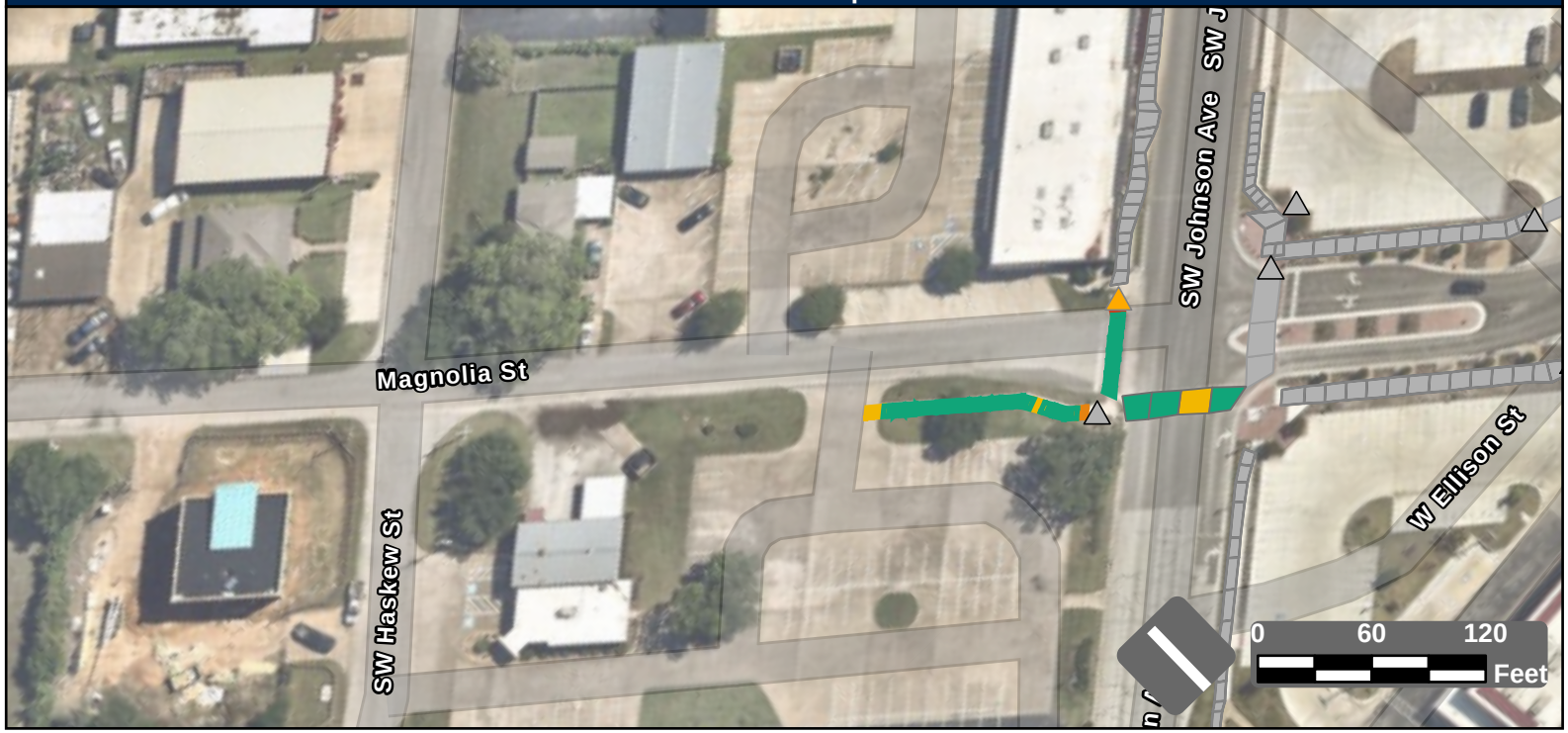

Facility Condition Summary

Sidewalks

Barrier Priority	Length (yd)		Cost
1	0	$	0
2	3	$	274
3	4	$	338
4	14	$	1,000
5	125	$	0
Total	146	$	1,612

Curb Ramps

Barrier Priority	Quantity		Cost
1	0	$	0
2	0	$	0
3	1	$	5,950
4	0	$	0
5	0	$	0
Total	1	$	5,950

Crosswalks

Barrier Priority	Length (yd)		Cost
1	0	$	0
2	0	$	0
3	0	$	0
4	22	$	5,047
5	58	$	0
Total	79	$	5,047

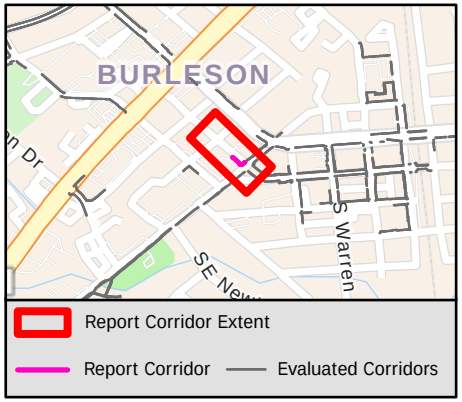

Sidewalk Barrier Summary

Pole	Quantity:	0
Fire Hydrant	Quantity:	0
Vault	Quantity:	0
Vegetation	Quantity:	0
Sign	Quantity:	0
Other	Quantity:	0

Missing Curb Ramps

Symbol	Quantity		Cost
	0	$	0

Curb Ramps Shown in Other Reports

Symbol	Quantity	Cost
	5	Other Report

Conceptual Budget Estimate Disclaimer

This "cost report" assigns a conceptual budget estimate to resolve non-compliance issues and was developed for planning purposes only. Kimley-Horn has no control over the cost of labor, materials, equipment, or over the Contractor's methods of determining prices or over competitive bidding or market conditions. Opinions of probable costs provided herein are based on the information known to Kimley-Horn at this time and represent only Kimley-Horn's judgment as a design professional familiar with the construction industry. Kimley-Horn cannot and does not guarantee that proposals, bids, or actual construction costs will not vary from its opinions of probable costs.

Sidewalk Barrier Conceptual Budget Summary

Sidewalk barriers are displayed for visual purposes only. Their associated costs are stored in the s yer, which is costed panel-by-panel in the Facility Priority Summary.

1950

THE CITY OF BURLESON TEXAS

PROW Sidewalk Corridor Compliance Summary

Kimley»Horn

Item B.

Corridor

MANZANA WAY

Corridor Score & Severity

Score: 5

LOW

Corridor Cost Summary

Facility Type		Cost
Sidewalk	$	27,003
Crosswalks	$	
Curb Ramps	$	13,900
Missing Ramps	$	0

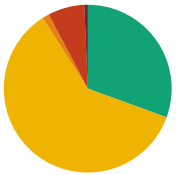

Sidewalk Barrier Priority Distribution

Priority	Percentage (%)
1	1%
2	7%
3	1%
4	60%
5	31%

Corridor Map

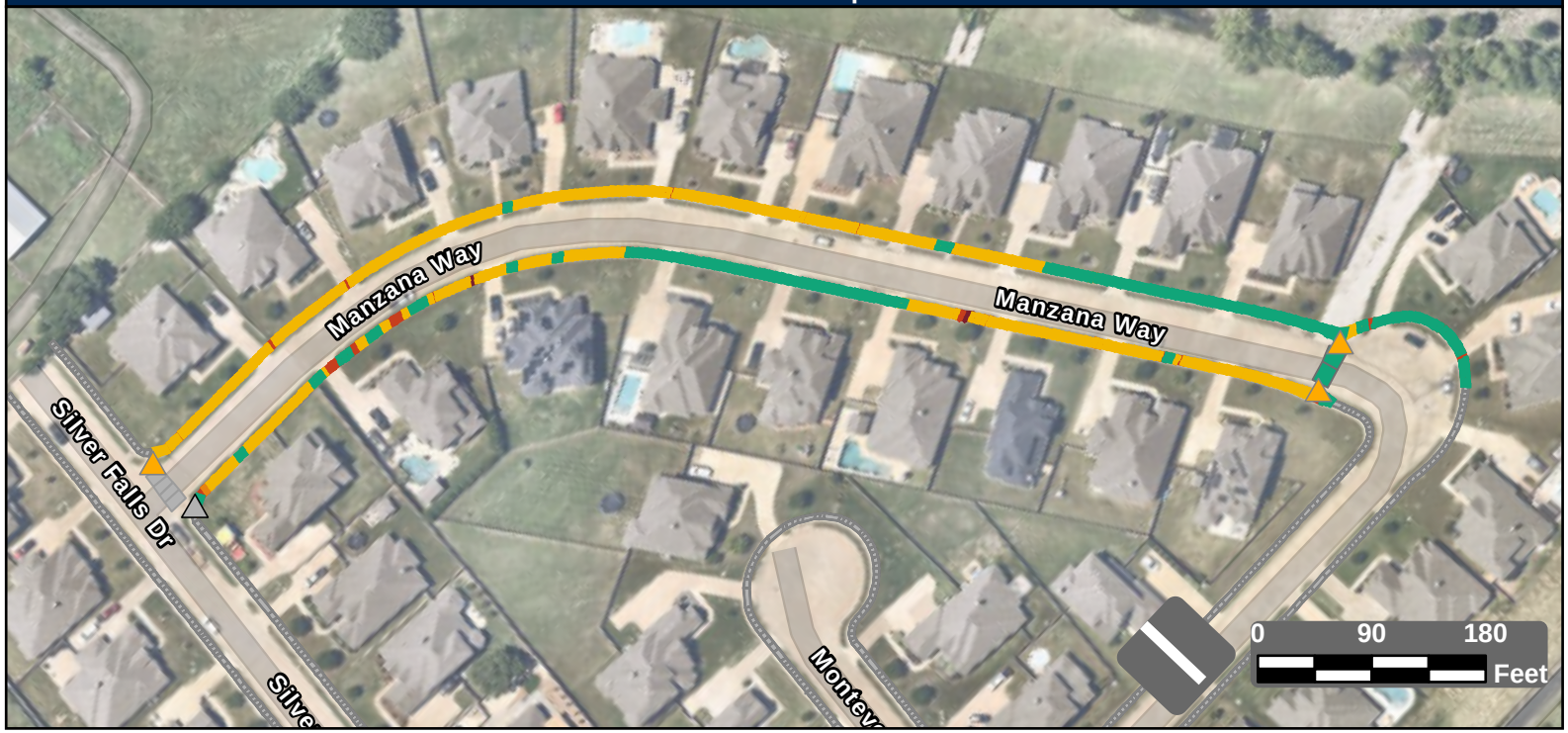

Facility Condition Summary

Sidewalks

Barrier Priority	Length (yd)		Cost
1	13	$	737
2	133	$	6,521
3	25	$	1,782
4	1,140	$	15,599
5	577	$	2,365
Total	1,888	$	27,003

Curb Ramps

Barrier Priority	Quantity		Cost
1	0	$	0
2	0	$	0
3	3	$	13,900
4	0	$	0
5	0	$	0
Total	3	$	13,900

Crosswalks

Barrier Priority	Length (yd)		Cost
1	0	$	0
2	0	$	0
3	0	$	0
4	0	$	0
5	47	$	
Total	47	$	

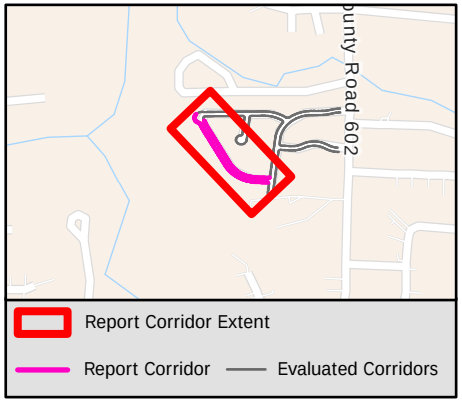

Sidewalk Barrier Summary

Pole	Quantity:	0
Fire Hydrant	Quantity:	0
Vault	Quantity:	0
Vegetation	Quantity:	0
Sign	Quantity:	0
Other	Quantity:	0

Missing Curb Ramps

Symbol	Quantity		Cost
	0	$	0

Curb Ramps Shown in Other Reports

Symbol	Quantity	Cost
	1	Other Report

Conceptual Budget Estimate Disclaimer

This "cost report" assigns a conceptual budget estimate to resolve non-compliance issues and was developed for planning purposes only. Kimley-Horn has no control over the cost of labor, materials, equipment, or over the Contractor's methods of determining prices or over competitive bidding or market conditions. Opinions of probable costs provided herein are based on the information known to Kimley-Horn at this time and represent only Kimley-Horn's judgment as a design professional familiar with the construction industry. Kimley-Horn cannot and does not guarantee that proposals, bids, or actual construction costs will not vary from its opinions of probable costs.

Sidewalk Barrier Conceptual Budget Summary

Sidewalk barriers are displayed for visual purposes only. Their associated costs are stored in the s yer, which is costed panel-by-panel in the Facility Priority Summary.

1951

PROW Sidewalk Corridor Compliance Summary

Corridor

MARCIA LN

Corridor Score & Severity

Score: 3
MEDIUM

Corridor Cost Summary

Facility Type		Cost
Sidewalk	$	242,370
Crosswalks	$	24,516
Curb Ramps	$	120,750
Missing Ramps	$	42,000

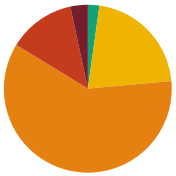

Sidewalk Barrier Priority Distribution

Priority	Percentage (%)
1	3%
2	13%
3	60%
4	21%
5	2%

Corridor Map

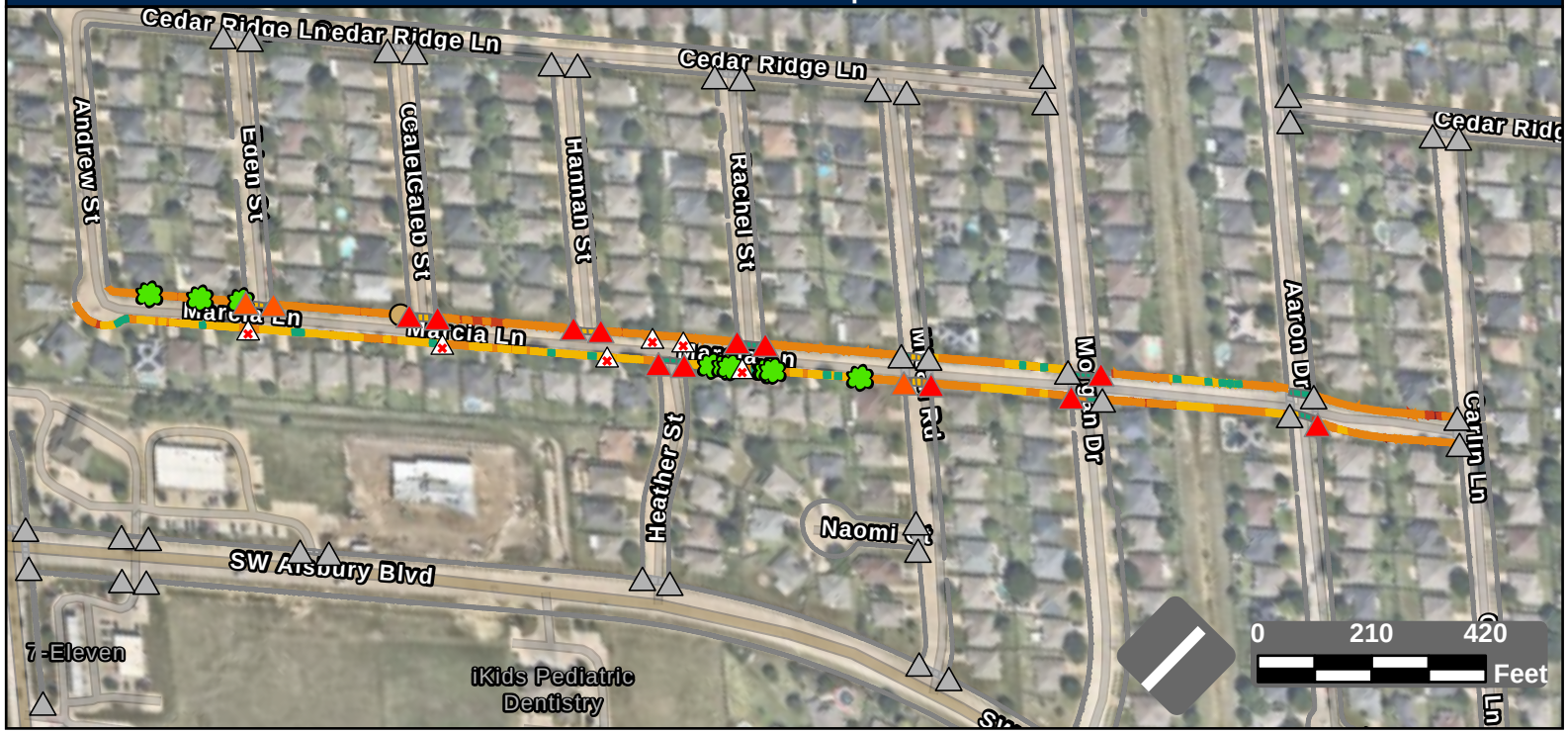

Facility Condition Summary

Sidewalks

Barrier Priority	Length (yd)		Cost
1	119	$	8,338
2	461	$	31,897
3	2,150	$	155,263
4	764	$	41,227
5	78	$	5,646
Total	3,573	$	242,370

Curb Ramps

Barrier Priority	Quantity		Cost
1	12	$	96,900
2	3	$	23,850
3	0	$	0
4	0	$	0
5	0	$	0
Total	15	$	120,750

Crosswalks

Barrier Priority	Length (yd)		Cost
1	0	$	0
2	29	$	5,679
3	53	$	2,102
4	184	$	16,735
5	387	$	
Total	652	$	24,516

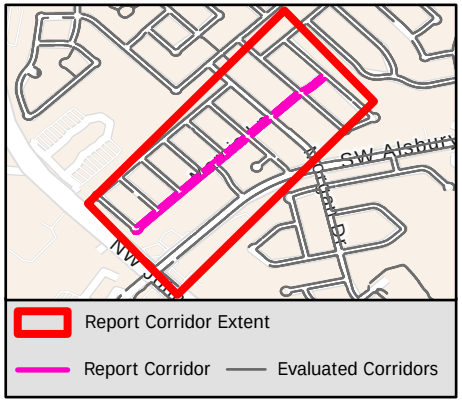

Sidewalk Barrier Summary

Pole	Quantity:	1
Fire Hydrant	Quantity:	0
Vault	Quantity:	0
Vegetation	Quantity:	10
Sign	Quantity:	0
Other	Quantity:	0

Missing Curb Ramps

Symbol	Quantity		Cost
	6	$	42,000

Curb Ramps Shown in Other Reports

Symbol	Quantity	Cost
	39	Other Report

Conceptual Budget Estimate Disclaimer

This "cost report" assigns a conceptual budget estimate to resolve non-compliance issues and was developed for planning purposes only. Kimley-Horn has no control over the cost of labor, materials, equipment, or over the Contractor's methods of determining prices or over competitive bidding or market conditions. Opinions of probable costs provided herein are based on the information known to Kimley-Horn at this time and represent only Kimley-Horn's judgment as a design professional familiar with the construction industry. Kimley-Horn cannot and does not guarantee that proposals, bids, or actual construction costs will not vary from its opinions of probable costs.

Sidewalk Barrier Conceptual Budget Summary

Sidewalk barriers are displayed for visual purposes only. Their associated costs are stored in the s yer, which is costed panel-by-panel in the Facility Priority Summary.

1952

PROW Sidewalk Corridor Compliance Summary

Corridor

MARGIE DR

Corridor Score & Severity

Score: 3

MEDIUM

Corridor Cost Summary

Facility Type		Cost
Sidewalk	$	82,600
Crosswalks	$	0
Curb Ramps	$	0
Missing Ramps	$	0

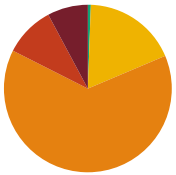

Sidewalk Barrier Priority Distribution

Priority	Percentage (%)
1	8%
2	10%
3	64%
4	18%
5	1%

Corridor Map

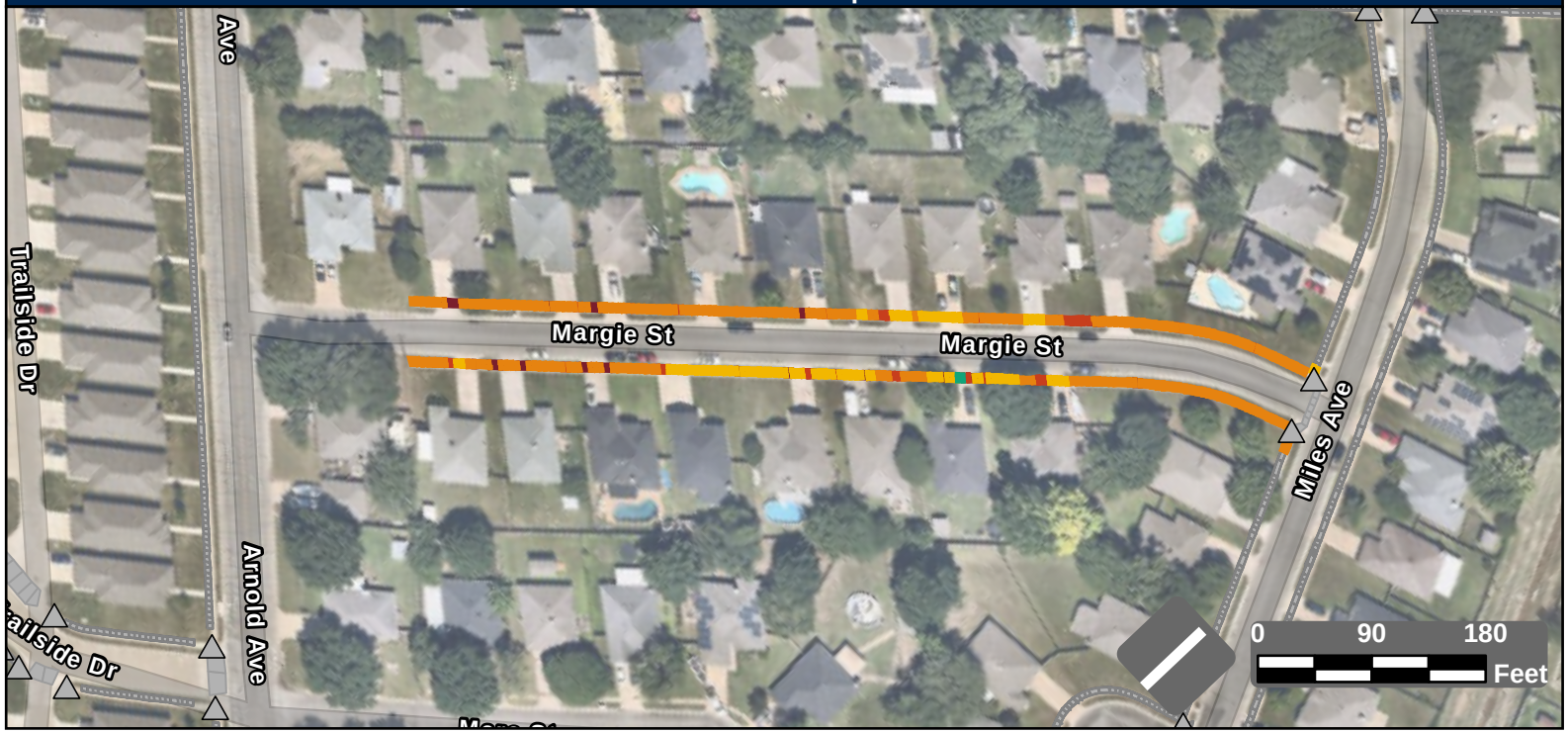

Facility Condition Summary

Sidewalks

Barrier Priority	Length (yd)		Cost
1	98	$	6,939
2	122	$	7,972
3	801	$	57,822
4	226	$	9,338
5	7	$	528
Total	1,254	$	82,600

Curb Ramps

Barrier Priority	Quantity		Cost
1	0	$	0
2	0	$	0
3	0	$	0
4	0	$	0
5	0	$	0
Total	0	$	0

Crosswalks

Barrier Priority	Length (yd)		Cost
1	0	$	0
2	0	$	0
3	0	$	0
4	0	$	0
5	0	$	0
Total	0	$	0

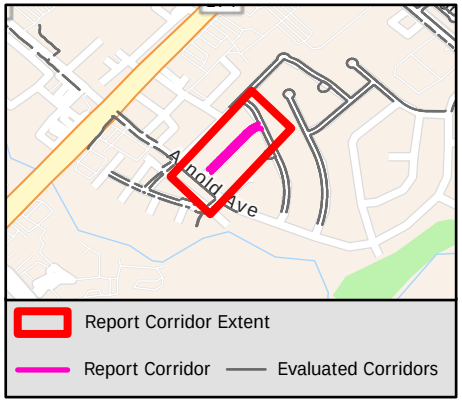

Sidewalk Barrier Summary

Pole	Quantity:	0
Fire Hydrant	Quantity:	0
Vault	Quantity:	0
Vegetation	Quantity:	0
Sign	Quantity:	0
Other	Quantity:	0

Missing Curb Ramps

Symbol	Quantity		Cost
	0	$	0

Curb Ramps Shown in Other Reports

Symbol	Quantity	Cost
	11	Other Report

Conceptual Budget Estimate Disclaimer

This "cost report" assigns a conceptual budget estimate to resolve non-compliance issues and was developed for planning purposes only. Kimley-Horn has no control over the cost of labor, materials, equipment, or over the Contractor's methods of determining prices or over competitive bidding or market conditions. Opinions of probable costs provided herein are based on the information known to Kimley-Horn at this time and represent only Kimley-Horn's judgment as a design professional familiar with the construction industry. Kimley-Horn cannot and does not guarantee that proposals, bids, or actual construction costs will not vary from its opinions of probable costs.

Sidewalk Barrier Conceptual Budget Summary

Sidewalk barriers are displayed for visual purposes only. Their associated costs are stored in the s yer, which is costed panel-by-panel in the Facility Priority Summary.

PROW Sidewalk Corridor Compliance Summary

Corridor

MARIGOLD DR

Corridor Score & Severity

Score: 5

LOW

Corridor Cost Summary

Facility Type		Cost
Sidewalk	$	68,926
Crosswalks	$	
Curb Ramps	$	900
Missing Ramps	$	0

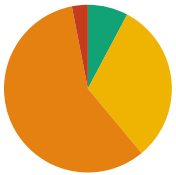

Sidewalk Barrier Priority Distribution

Priority	Percentage (%)
1	0%
2	3%
3	58%
4	31%
5	8%

Corridor Map



Facility Condition Summary

Sidewalks

Barrier Priority	Length (yd)		Cost
1	0	$	0
2	41	$	2,640
3	780	$	56,351
4	419	$	5,255
5	105	$	4,680
Total	1,346	$	68,926

Curb Ramps

Barrier Priority	Quantity		Cost
1	0	$	0
2	0	$	0
3	2	$	900
4	0	$	0
5	0	$	0
Total	2	$	900

Crosswalks

Barrier Priority	Length (yd)		Cost
1	0	$	0
2	0	$	0
3	0	$	0
4	0	$	0
5	80	$	
Total	80	$	

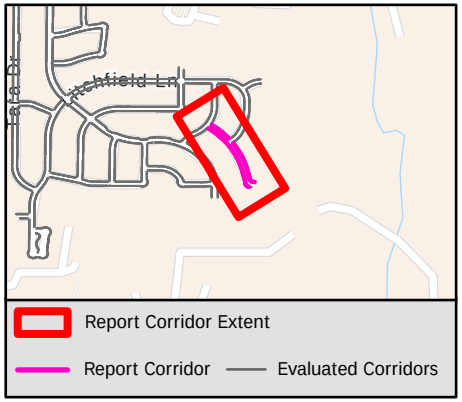

Sidewalk Barrier Summary

Pole	Quantity:	0
Fire Hydrant	Quantity:	0
Vault	Quantity:	0
Vegetation	Quantity:	0
Sign	Quantity:	0
Other	Quantity:	0

Missing Curb Ramps

Symbol	Quantity		Cost
	0	$	0

Curb Ramps Shown in Other Reports

Symbol	Quantity	Cost
	2	Other Report

Conceptual Budget Estimate Disclaimer

This "cost report" assigns a conceptual budget estimate to resolve non-compliance issues and was developed for planning purposes only. Kimley-Horn has no control over the cost of labor, materials, equipment, or over the Contractor's methods of determining prices or over competitive bidding or market conditions. Opinions of probable costs provided herein are based on the information known to Kimley-Horn at this time and represent only Kimley-Horn's judgment as a design professional familiar with the construction industry. Kimley-Horn cannot and does not guarantee that proposals, bids, or actual construction costs will not vary from its opinions of probable costs.

Sidewalk Barrier Conceptual Budget Summary

Sidewalk barriers are displayed for visual purposes only. Their associated costs are stored in the s yer, which is costed panel-by-panel in the Facility Priority Summary.

PROW Sidewalk Corridor Compliance Summary

Corridor

MARKET ST

Corridor Score & Severity

Score: 4
MEDIUM

Corridor Cost Summary

Facility Type		Cost
Sidewalk	$	96,913
Crosswalks	$	0
Curb Ramps	$	33,250
Missing Ramps	$	14,000

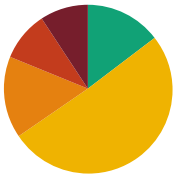

Sidewalk Barrier Priority Distribution

Priority	Percentage (%)
1	9%
2	10%
3	16%
4	51%
5	15%

Corridor Map

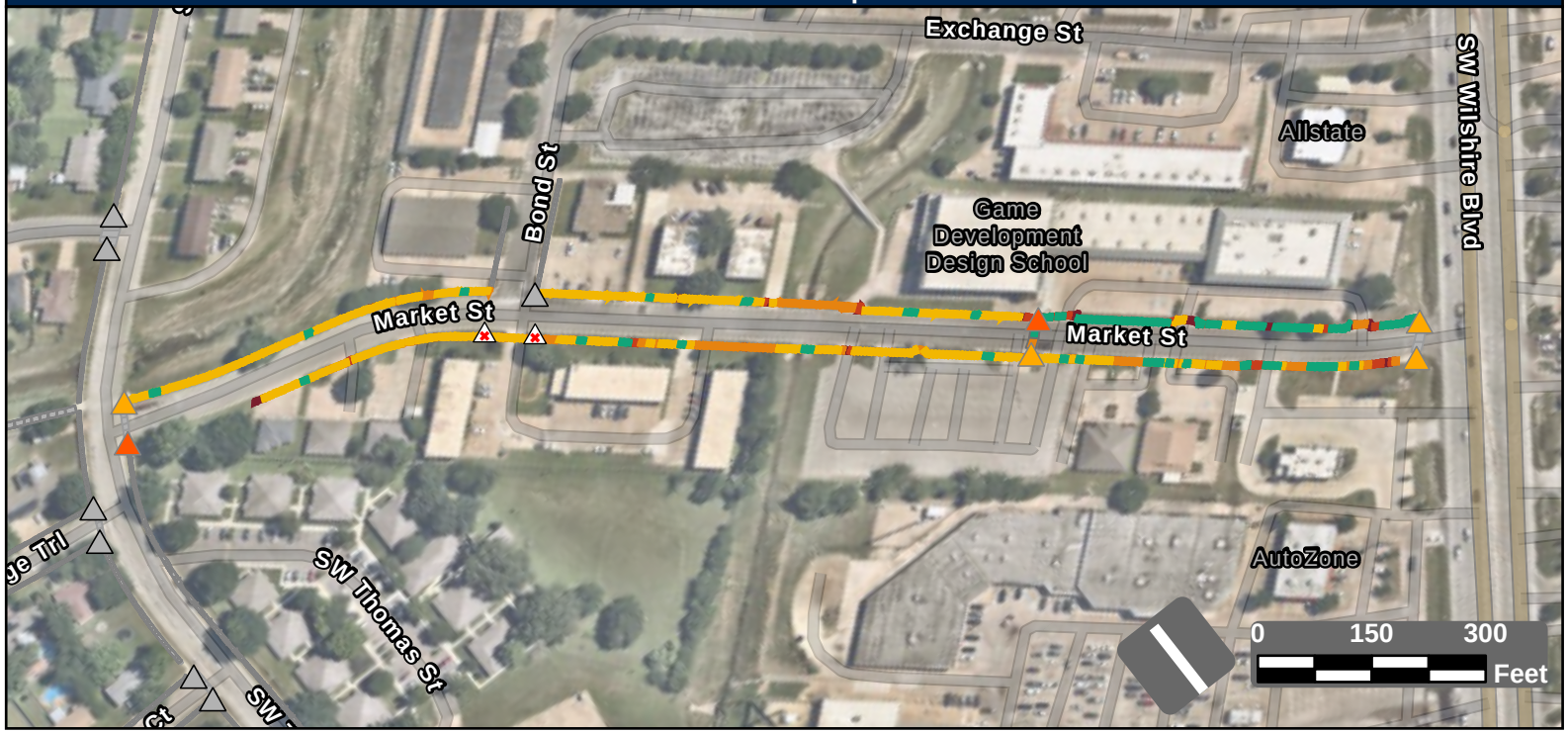

Facility Condition Summary

Sidewalks

Barrier Priority	Length (yd)		Cost
1	243	$	16,213
2	250	$	15,011
3	412	$	29,790
4	1,329	$	28,237
5	383	$	7,661
Total	2,617	$	96,913

Curb Ramps

Barrier Priority	Quantity		Cost
1	0	$	0
2	2	$	13,400
3	4	$	19,850
4	0	$	0
5	0	$	0
Total	6	$	33,250

Crosswalks

Barrier Priority	Length (yd)		Cost
1	0	$	0
2	0	$	0
3	18	$	0
4	0	$	0
5	28	$	
Total	46	$	0

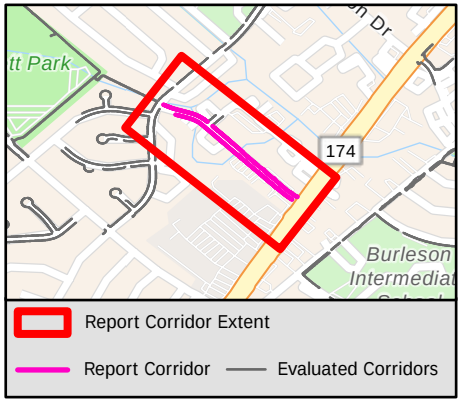

Sidewalk Barrier Summary

Pole	Quantity:	0
Fire Hydrant	Quantity:	0
Vault	Quantity:	0
Vegetation	Quantity:	0
Sign	Quantity:	0
Other	Quantity:	0

Missing Curb Ramps

Symbol	Quantity		Cost
	2	$	14,000

Curb Ramps Shown in Other Reports

Symbol	Quantity	Cost
	7	Other Report

Conceptual Budget Estimate Disclaimer

This "cost report" assigns a conceptual budget estimate to resolve non-compliance issues and was developed for planning purposes only. Kimley-Horn has no control over the cost of labor, materials, equipment, or over the Contractor's methods of determining prices or over competitive bidding or market conditions. Opinions of probable costs provided herein are based on the information known to Kimley-Horn at this time and represent only Kimley-Horn's judgment as a design professional familiar with the construction industry. Kimley-Horn cannot and does not guarantee that proposals, bids, or actual construction costs will not vary from its opinions of probable costs.

Sidewalk Barrier Conceptual Budget Summary

Sidewalk barriers are displayed for visual purposes only. Their associated costs are stored in the s yer, which is costed panel-by-panel in the Facility Priority Summary.

1955

THE CITY OF BURLESON TEXAS

PROW Sidewalk Corridor Compliance Summary

Kimley»Horn

Corridor

MARY ANN LN

Corridor Score & Severity

Score: 4

MEDIUM

Corridor Cost Summary

Facility Type		Cost
Sidewalk	$	49,878
Crosswalks	$	4,357
Curb Ramps	$	13,400
Missing Ramps	$	14,000

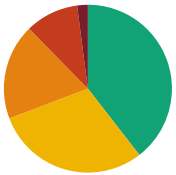

Sidewalk Barrier Priority Distribution

Priority	Percentage (%)
1	2%
2	10%
3	18%
4	30%
5	39%

Corridor Map

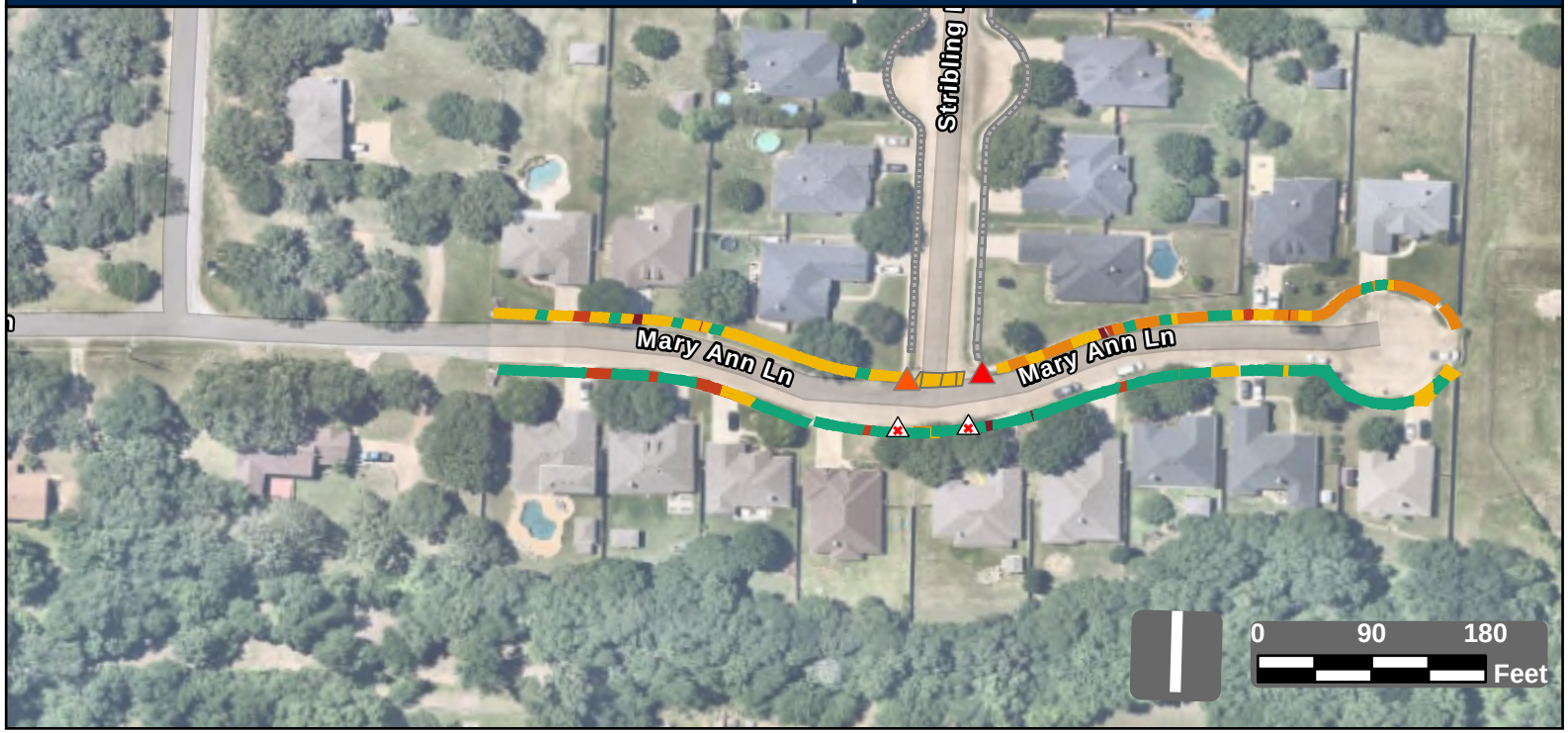

Facility Condition Summary

Sidewalks

Barrier Priority	Length (yd)		Cost
1	25	$	1,637
2	125	$	7,301
3	224	$	16,145
4	361	$	17,370
5	479	$	7,425
Total	1,213	$	49,878

Curb Ramps

Barrier Priority	Quantity		Cost
1	1	$	5,950
2	1	$	7,450
3	0	$	0
4	0	$	0
5	0	$	0
Total	2	$	13,400

Crosswalks

Barrier Priority	Length (yd)		Cost
1	0	$	0
2	0	$	0
3	0	$	0
4	44	$	4,357
5	0	$	0
Total	44	$	4,357

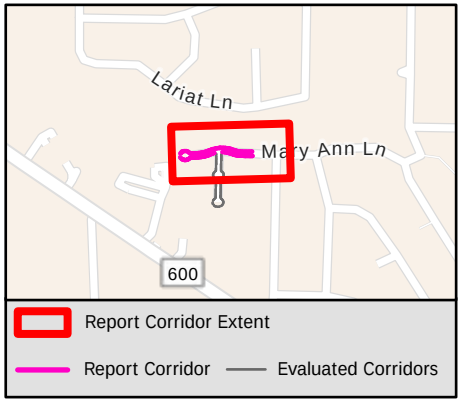

Sidewalk Barrier Summary

Pole	Quantity:	0
Fire Hydrant	Quantity:	0
Vault	Quantity:	0
Vegetation	Quantity:	0
Sign	Quantity:	0
Other	Quantity:	0

Missing Curb Ramps

Symbol	Quantity		Cost
	2	$	14,000

Curb Ramps Shown in Other Reports

Symbol	Quantity	Cost
	0	Other Report

Conceptual Budget Estimate Disclaimer

This "cost report" assigns a conceptual budget estimate to resolve non-compliance issues and was developed for planning purposes only. Kimley-Horn has no control over the cost of labor, materials, equipment, or over the Contractor's methods of determining prices or over competitive bidding or market conditions. Opinions of probable costs provided herein are based on the information known to Kimley-Horn at this time and represent only Kimley-Horn's judgment as a design professional familiar with the construction industry. Kimley-Horn cannot and does not guarantee that proposals, bids, or actual construction costs will not vary from its opinions of probable costs.

Sidewalk Barrier Conceptual Budget Summary

Sidewalk barriers are displayed for visual purposes only. Their associated costs are stored in the s ver, which is costed panel-by-panel in the Facility Priority Summary.

1956

PROW Sidewalk Corridor Compliance Summary

Corridor

MARY KAY CT

Corridor Score & Severity

Score: 1
HIGH

Corridor Cost Summary

Facility Type		Cost
Sidewalk	$	35,517
Crosswalks	$	0
Curb Ramps	$	5,950
Missing Ramps	$	0

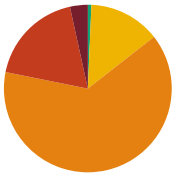

Sidewalk Barrier Priority Distribution

Priority	Percentage (%)
1	3%
2	18%
3	64%
4	14%
5	1%

Corridor Map

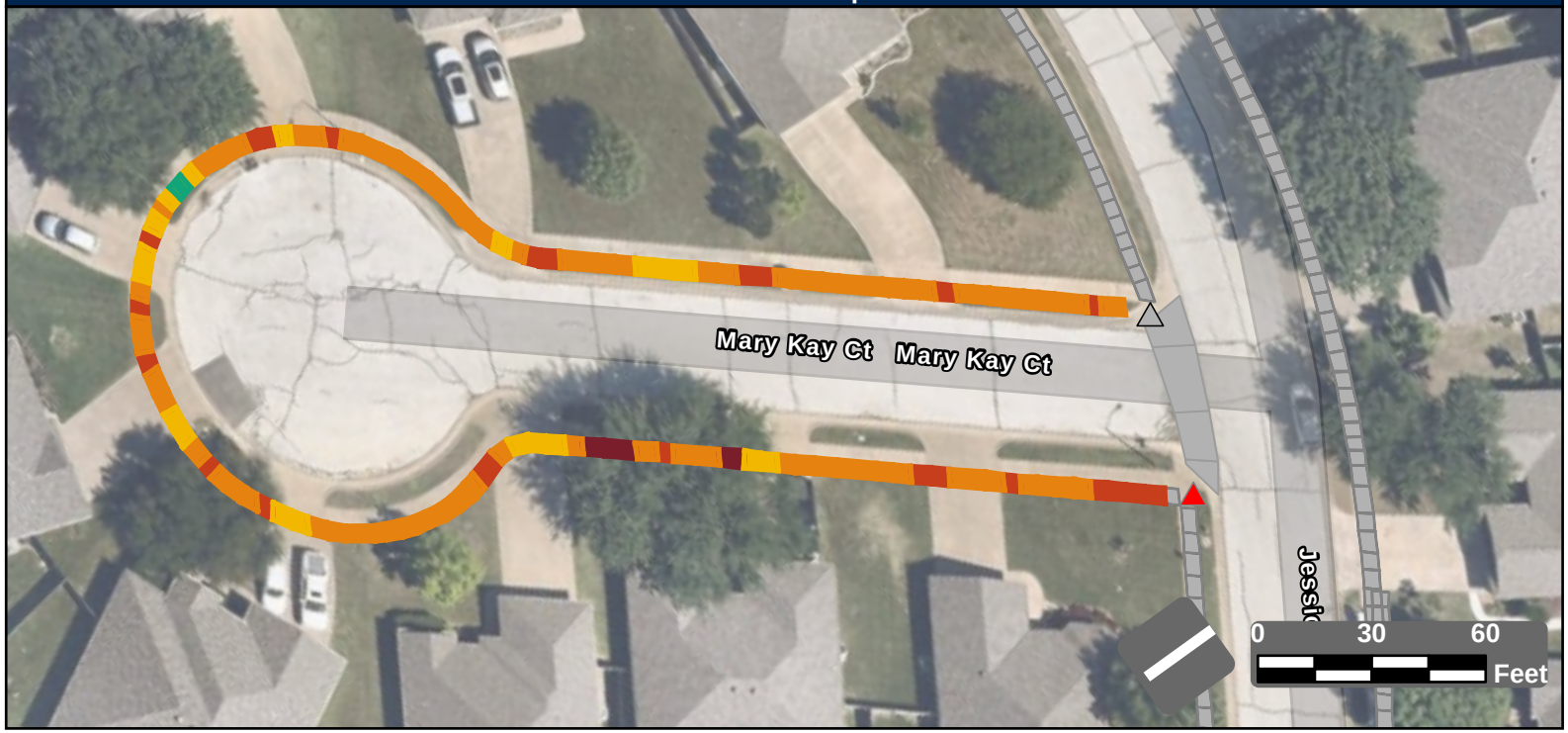

Facility Condition Summary

Sidewalks

Barrier Priority	Length (yd)		Cost
1	19	$	1,358
2	100	$	7,253
3	348	$	25,121
4	75	$	1,514
5	4	$	271
Total	546	$	35,517

Curb Ramps

Barrier Priority	Quantity		Cost
1	1	$	5,950
2	0	$	0
3	0	$	0
4	0	$	0
5	0	$	0
Total	1	$	5,950

Crosswalks

Barrier Priority	Length (yd)		Cost
1	0	$	0
2	0	$	0
3	0	$	0
4	0	$	0
5	0	$	0
Total	0	$	0

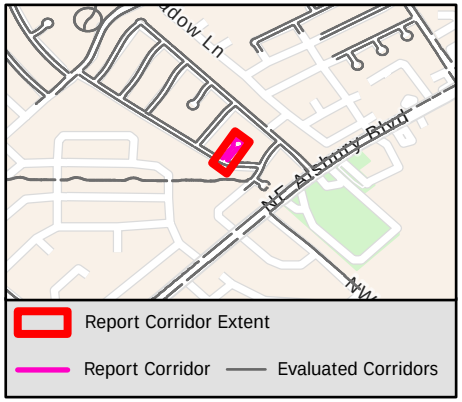

Sidewalk Barrier Summary

Pole	Quantity:	0
Fire Hydrant	Quantity:	0
Vault	Quantity:	0
Vegetation	Quantity:	0
Sign	Quantity:	0
Other	Quantity:	0

Missing Curb Ramps

Symbol	Quantity		Cost
	0	$	0

Curb Ramps Shown in Other Reports

Symbol	Quantity	Cost
	1	Other Report

Conceptual Budget Estimate Disclaimer

This "cost report" assigns a conceptual budget estimate to resolve non-compliance issues and was developed for planning purposes only. Kimley-Horn has no control over the cost of labor, materials, equipment, or over the Contractor's methods of determining prices or over competitive bidding or market conditions. Opinions of probable costs provided herein are based on the information known to Kimley-Horn at this time and represent only Kimley-Horn's judgment as a design professional familiar with the construction industry. Kimley-Horn cannot and does not guarantee that proposals, bids, or actual construction costs will not vary from its opinions of probable costs.

Sidewalk Barrier Conceptual Budget Summary

Sidewalk barriers are displayed for visual purposes only. Their associated costs are stored in the s yer, which is costed panel-by-panel in the Facility Priority Summary.

1957

PROW Sidewalk Corridor Compliance Summary

Corridor

MARY LOU CT

Corridor Score & Severity

Score: 1
HIGH

Corridor Cost Summary

Facility Type		Cost
Sidewalk	$	18,039
Crosswalks	$	0
Curb Ramps	$	11,900
Missing Ramps	$	0

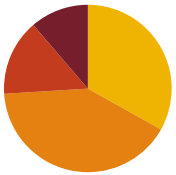

Sidewalk Barrier Priority Distribution

Priority	Percentage (%)
1	11%
2	15%
3	41%
4	33%
5	0%

Corridor Map

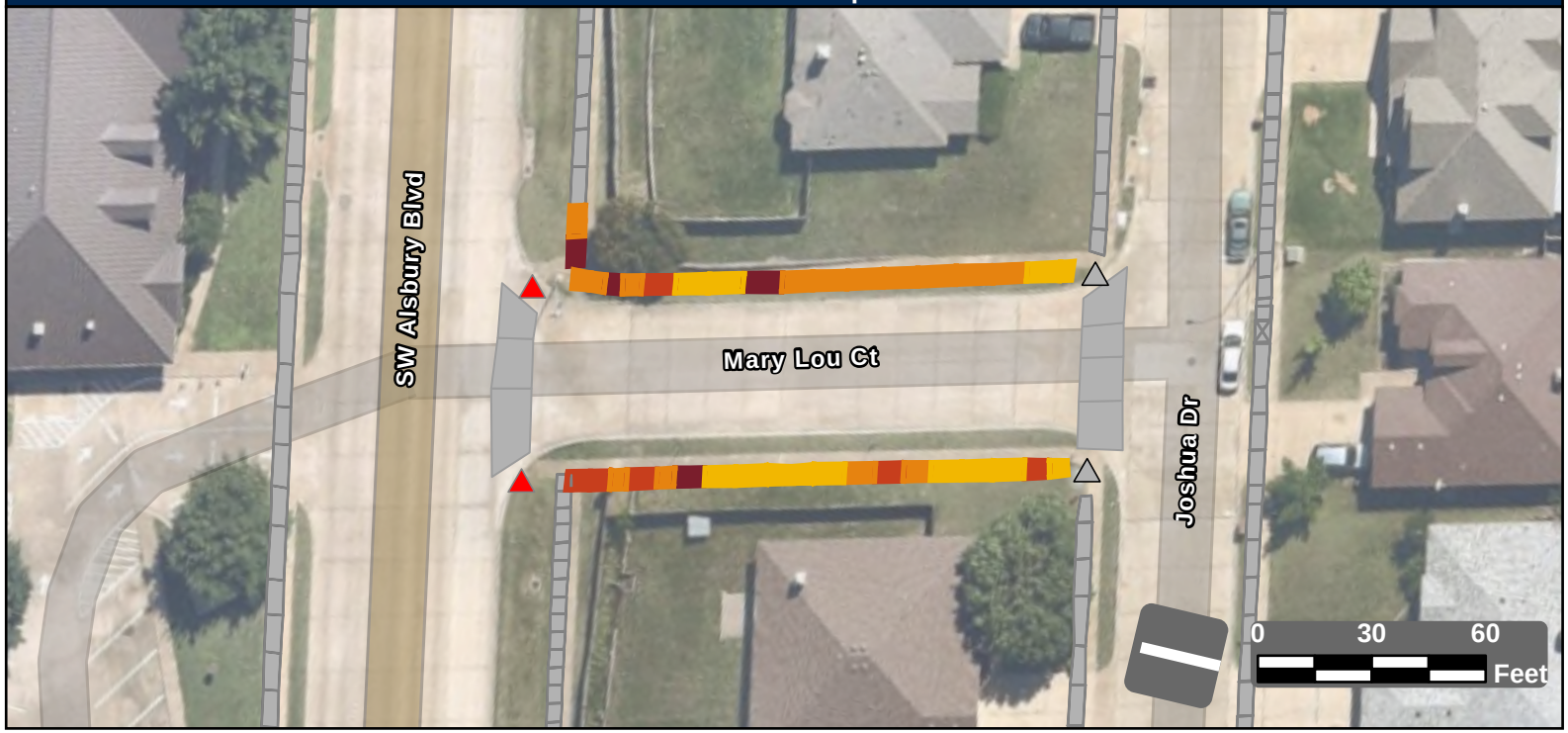

Facility Condition Summary

Sidewalks

Barrier Priority	Length (yd)		Cost
1	30	$	2,165
2	39	$	2,820
3	109	$	7,850
4	88	$	5,204
5	0	$	0
Total	266	$	18,039

Curb Ramps

Barrier Priority	Quantity		Cost
1	2	$	11,900
2	0	$	0
3	0	$	0
4	0	$	0
5	0	$	0
Total	2	$	11,900

Crosswalks

Barrier Priority	Length (yd)		Cost
1	0	$	0
2	0	$	0
3	0	$	0
4	0	$	0
5	0	$	0
Total	0	$	0

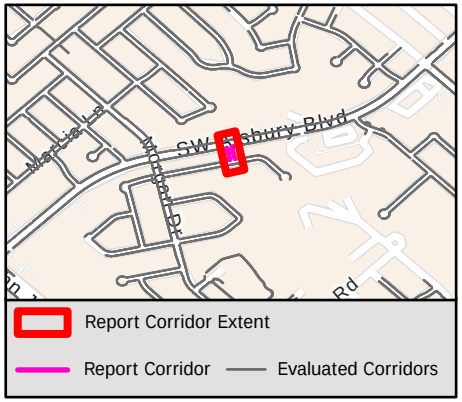

Sidewalk Barrier Summary

Pole	Quantity:	0
Fire Hydrant	Quantity:	0
Vault	Quantity:	0
Vegetation	Quantity:	0
Sign	Quantity:	0
Other	Quantity:	0

Missing Curb Ramps

Symbol	Quantity		Cost
	0	$	0

Curb Ramps Shown in Other Reports

Symbol	Quantity	Cost
	2	Other Report

Conceptual Budget Estimate Disclaimer

This "cost report" assigns a conceptual budget estimate to resolve non-compliance issues and was developed for planning purposes only. Kimley-Horn has no control over the cost of labor, materials, equipment, or over the Contractor's methods of determining prices or over competitive bidding or market conditions. Opinions of probable costs provided herein are based on the information known to Kimley-Horn at this time and represent only Kimley-Horn's judgment as a design professional familiar with the construction industry. Kimley-Horn cannot and does not guarantee that proposals, bids, or actual construction costs will not vary from its opinions of probable costs.

Sidewalk Barrier Conceptual Budget Summary

Sidewalk barriers are displayed for visual purposes only. Their associated costs are stored in the s yer, which is costed panel-by-panel in the Facility Priority Summary.

1958

PROW Sidewalk Corridor Compliance Summary

Corridor

MARYBETH DR

Corridor Score & Severity

Score: 4

MEDIUM

Corridor Cost Summary

Facility Type		Cost
Sidewalk	$	202,842
Crosswalks	$	4,445
Curb Ramps	$	29,800
Missing Ramps	$	14,000

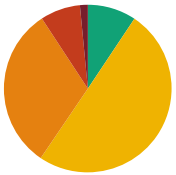

Sidewalk Barrier Priority Distribution

Priority	Percentage (%)
1	2%
2	8%
3	31%
4	50%
5	9%

Corridor Map

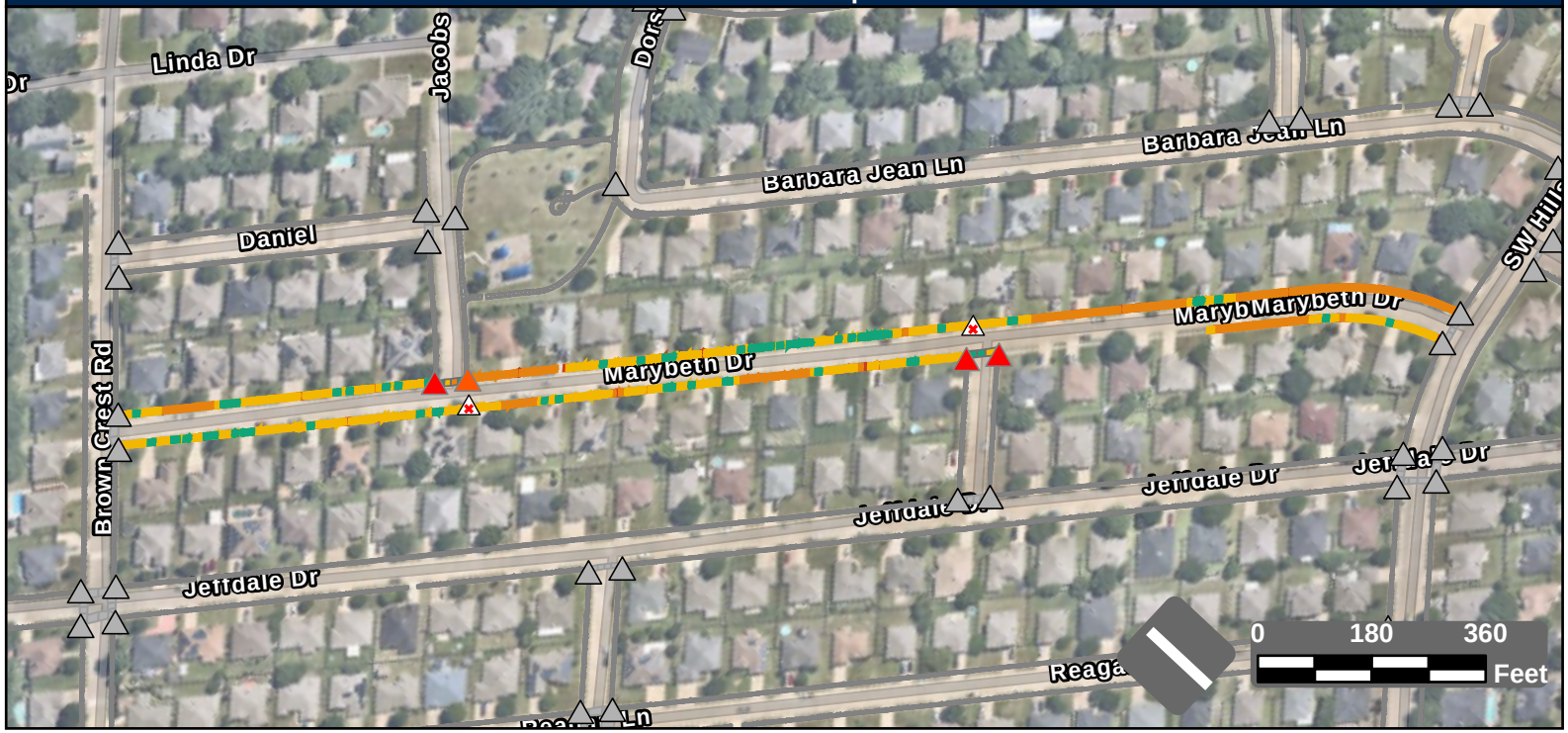

Facility Condition Summary

Sidewalks

Barrier Priority	Length (yd)		Cost
1	54	$	3,296
2	278	$	18,609
3	1,125	$	81,237
4	1,803	$	81,581
5	336	$	18,118
Total	3,596	$	202,842

Curb Ramps

Barrier Priority	Quantity		Cost
1	3	$	22,350
2	1	$	7,450
3	0	$	0
4	0	$	0
5	0	$	0
Total	4	$	29,800

Crosswalks

Barrier Priority	Length (yd)		Cost
1	0	$	0
2	0	$	0
3	12	$	1,213
4	32	$	3,232
5	50	$	
Total	94	$	4,445

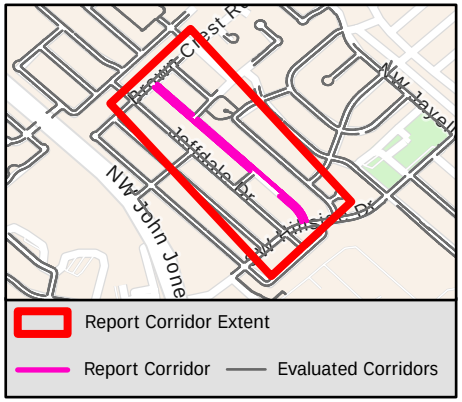

Sidewalk Barrier Summary

Pole	Quantity:	0
Fire Hydrant	Quantity:	0
Vault	Quantity:	0
Vegetation	Quantity:	0
Sign	Quantity:	0
Other	Quantity:	0

Missing Curb Ramps

Symbol	Quantity		Cost
	2	$	14,000

Curb Ramps Shown in Other Reports

Symbol	Quantity	Cost
	35	Other Report

Conceptual Budget Estimate Disclaimer

This "cost report" assigns a conceptual budget estimate to resolve non-compliance issues and was developed for planning purposes only. Kimley-Horn has no control over the cost of labor, materials, equipment, or over the Contractor's methods of determining prices or over competitive bidding or market conditions. Opinions of probable costs provided herein are based on the information known to Kimley-Horn at this time and represent only Kimley-Horn's judgment as a design professional familiar with the construction industry. Kimley-Horn cannot and does not guarantee that proposals, bids, or actual construction costs will not vary from its opinions of probable costs.

Sidewalk Barrier Conceptual Budget Summary

Sidewalk barriers are displayed for visual purposes only. Their associated costs are stored in the s yer, which is costed panel-by-panel in the Facility Priority Summary.

1959

THE CITY OF BURLESON TEXAS

PROW Sidewalk Corridor Compliance Summary

Kimley»Horn

Item B.

Corridor

MCKAVETT DR

Corridor Score & Severity

Score: 5

LOW

Corridor Cost Summary

Facility Type		Cost
Sidewalk	$	192,112
Crosswalks	$	
Curb Ramps	$	17,900
Missing Ramps	$	14,000

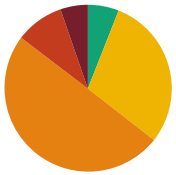

Sidewalk Barrier Priority Distribution

Priority	Percentage (%)
1	5%
2	9%
3	50%
4	30%
5	6%

Corridor Map

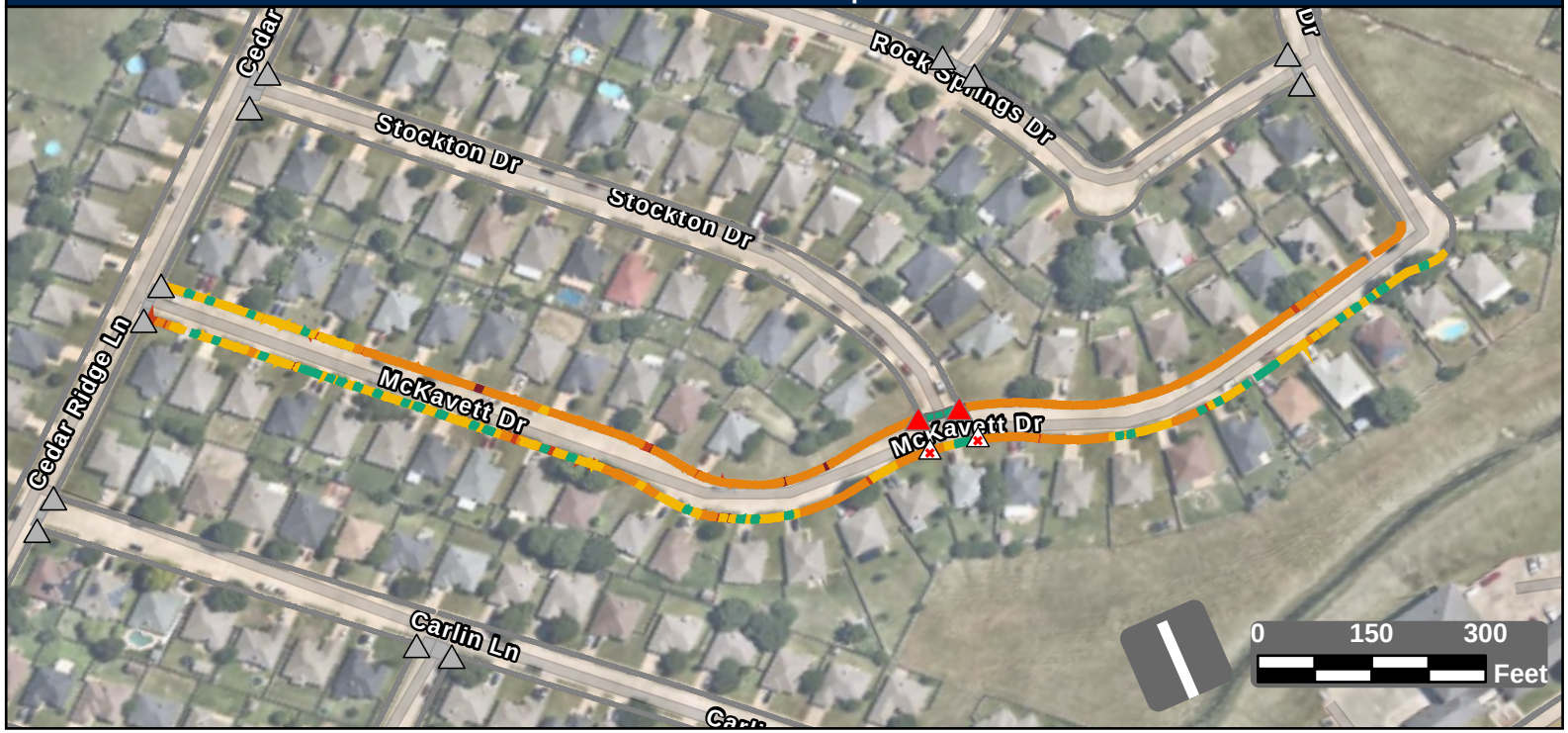

Facility Condition Summary

Sidewalks

Barrier Priority	Length (yd)		Cost
1	159	$	11,175
2	281	$	18,921
3	1,502	$	108,490
4	891	$	42,716
5	180	$	10,810
Total	3,013	$	192,112

Curb Ramps

Barrier Priority	Quantity		Cost
1	2	$	17,900
2	0	$	0
3	0	$	0
4	0	$	0
5	0	$	0
Total	2	$	17,900

Crosswalks

Barrier Priority	Length (yd)		Cost
1	0	$	0
2	0	$	0
3	0	$	0
4	0	$	0
5	49	$	
Total	49	$	

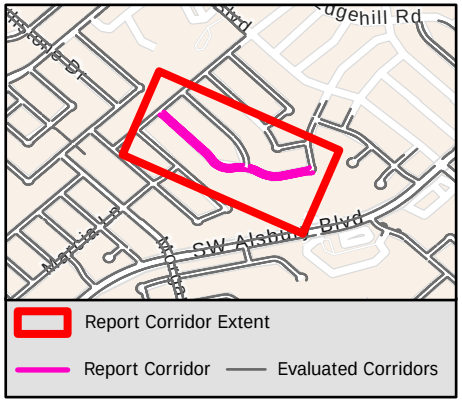

Sidewalk Barrier Summary

Pole	Quantity:	0
Fire Hydrant	Quantity:	0
Vault	Quantity:	0
Vegetation	Quantity:	0
Sign	Quantity:	0
Other	Quantity:	0

Missing Curb Ramps

Symbol	Quantity		Cost
	2	$	14,000

Curb Ramps Shown in Other Reports

Symbol	Quantity	Cost
	12	Other Report

Conceptual Budget Estimate Disclaimer

This "cost report" assigns a conceptual budget estimate to resolve non-compliance issues and was developed for planning purposes only. Kimley-Horn has no control over the cost of labor, materials, equipment, or over the Contractor's methods of determining prices or over competitive bidding or market conditions. Opinions of probable costs provided herein are based on the information known to Kimley-Horn at this time and represent only Kimley-Horn's judgment as a design professional familiar with the construction industry. Kimley-Horn cannot and does not guarantee that proposals, bids, or actual construction costs will not vary from its opinions of probable costs.

Sidewalk Barrier Conceptual Budget Summary

Sidewalk barriers are displayed for visual purposes only. Their associated costs are stored in the s yer, which is costed panel-by-panel in the Facility Priority Summary.

1960

PROW Sidewalk Corridor Compliance Summary

Corridor

MCKINLEY DR

Corridor Score & Severity

Score: 5

LOW

Corridor Cost Summary

Facility Type		Cost
Sidewalk	$	83,164
Crosswalks	$	1,140
Curb Ramps	$	14,900
Missing Ramps	$	7,000

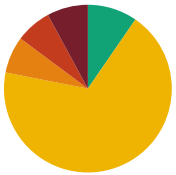

Sidewalk Barrier Priority Distribution

Priority	Percentage (%)
1	8%
2	7%
3	7%
4	68%
5	10%

Corridor Map

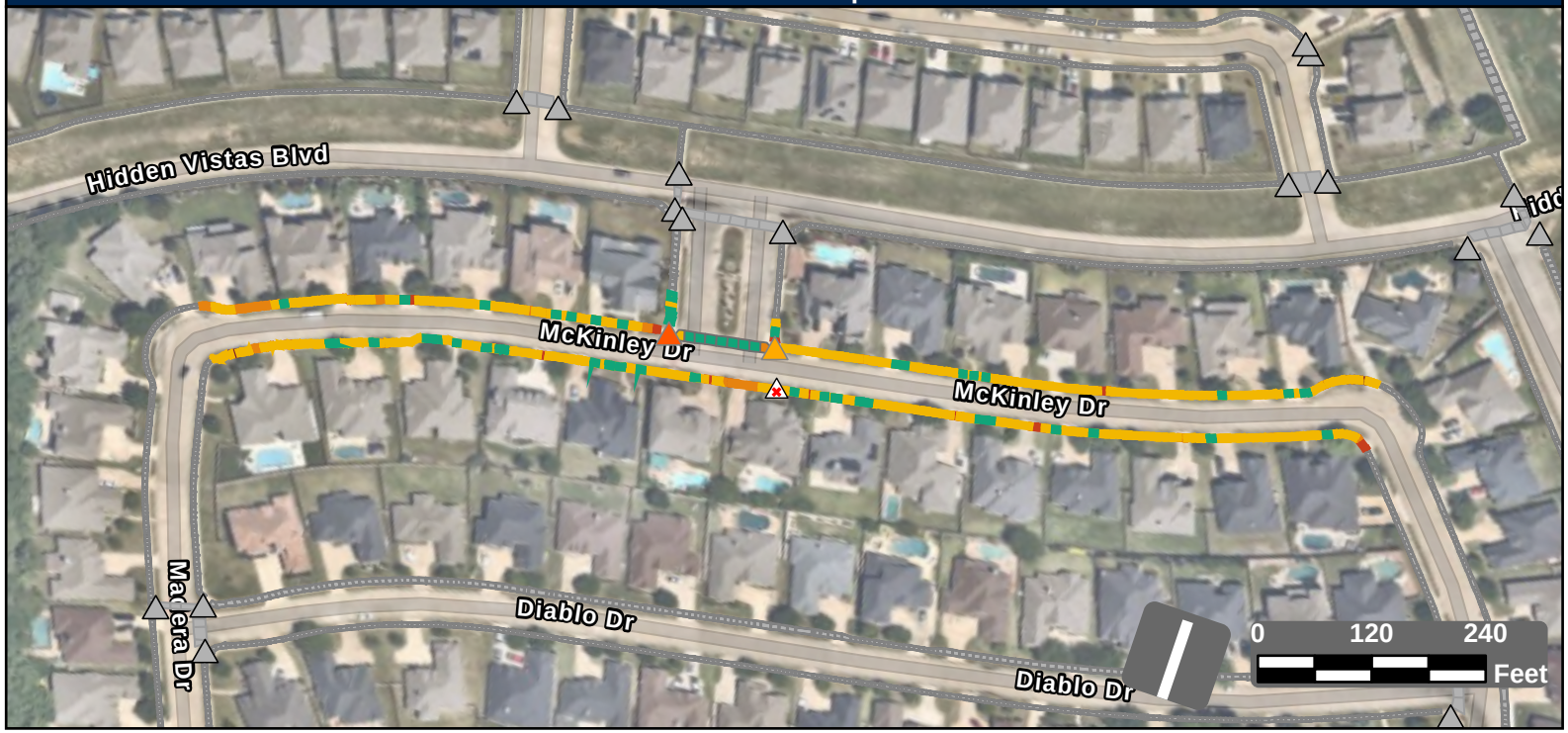

Facility Condition Summary

Sidewalks

Barrier Priority	Length (yd)		Cost
1	168	$	11,806
2	147	$	7,732
3	151	$	10,944
4	1,455	$	38,933
5	204	$	13,749
Total	2,125	$	83,164

Curb Ramps

Barrier Priority	Quantity		Cost
1	0	$	0
2	1	$	7,450
3	1	$	7,450
4	0	$	0
5	0	$	0
Total	2	$	14,900

Crosswalks

Barrier Priority	Length (yd)		Cost
1	0	$	0
2	0	$	0
3	13	$	0
4	11	$	1,140
5	89	$	
Total	114	$	1,140

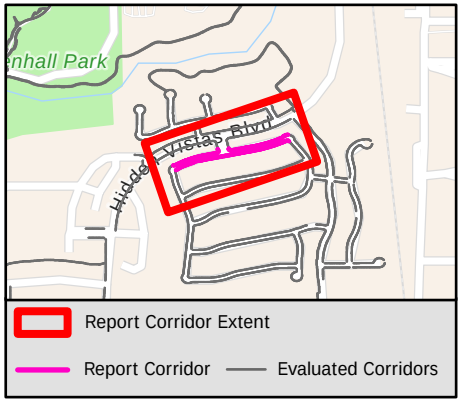

Sidewalk Barrier Summary

Pole	Quantity:	0
Fire Hydrant	Quantity:	0
Vault	Quantity:	0
Vegetation	Quantity:	0
Sign	Quantity:	0
Other	Quantity:	0

Missing Curb Ramps

Symbol	Quantity		Cost
	1	$	7,000

Curb Ramps Shown in Other Reports

Symbol	Quantity	Cost
	18	Other Report

Conceptual Budget Estimate Disclaimer

This "cost report" assigns a conceptual budget estimate to resolve non-compliance issues and was developed for planning purposes only. Kimley-Horn has no control over the cost of labor, materials, equipment, or over the Contractor's methods of determining prices or over competitive bidding or market conditions. Opinions of probable costs provided herein are based on the information known to Kimley-Horn at this time and represent only Kimley-Horn's judgment as a design professional familiar with the construction industry. Kimley-Horn cannot and does not guarantee that proposals, bids, or actual construction costs will not vary from its opinions of probable costs.

Sidewalk Barrier Conceptual Budget Summary

Sidewalk barriers are displayed for visual purposes only. Their associated costs are stored in the s yer, which is costed panel-by-panel in the Facility Priority Summary.

1961

PROW Sidewalk Corridor Compliance Summary

Corridor

MEADOR LN

Corridor Score & Severity

Score: 5

LOW

Corridor Cost Summary

Facility Type		Cost
Sidewalk	$	108,597
Crosswalks	$	1,132
Curb Ramps	$	13,400
Missing Ramps	$	7,000

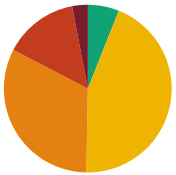

Sidewalk Barrier Priority Distribution

Priority	Percentage (%)
1	3%
2	14%
3	32%
4	44%
5	6%

Corridor Map

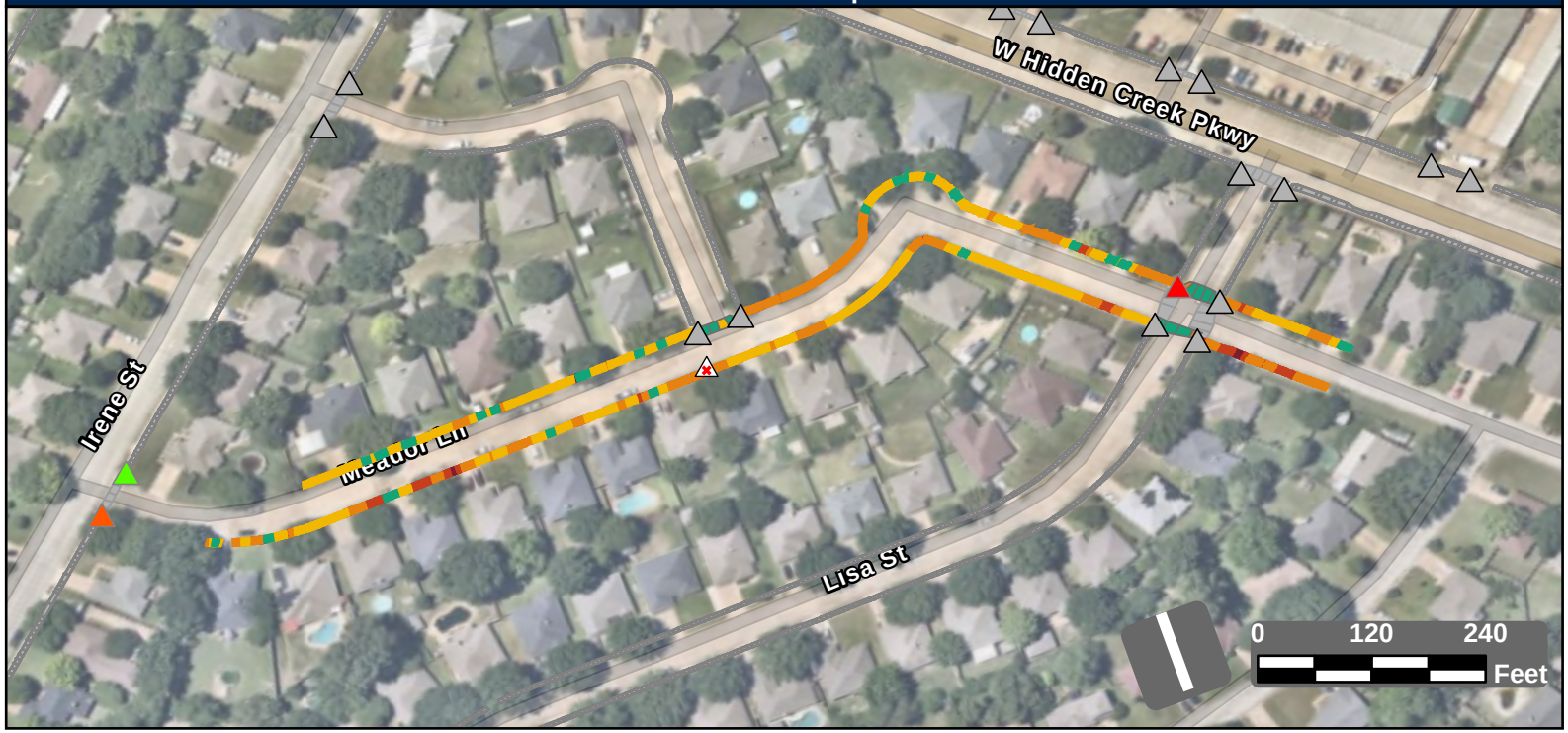

Facility Condition Summary

Sidewalks

Barrier Priority	Length (yd)		Cost
1	54	$	3,571
2	257	$	17,838
3	580	$	41,866
4	794	$	37,547
5	108	$	7,774
Total	1,792	$	108,597

Curb Ramps

Barrier Priority	Quantity		Cost
1	1	$	7,450
2	1	$	5,950
3	0	$	0
4	0	$	0
5	1	$	0
Total	3	$	13,400

Crosswalks

Barrier Priority	Length (yd)		Cost
1	0	$	0
2	0	$	0
3	16	$	0
4	11	$	1,132
5	122	$	
Total	149	$	1,132

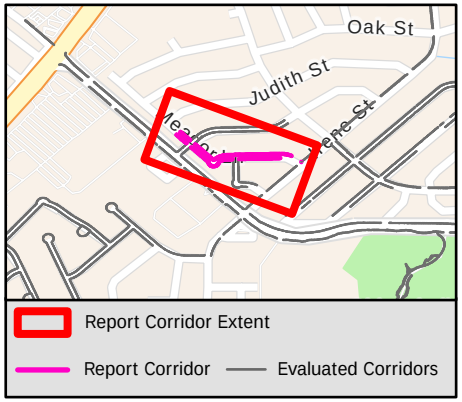

Sidewalk Barrier Summary

Pole	Quantity:	0
Fire Hydrant	Quantity:	0
Vault	Quantity:	0
Vegetation	Quantity:	0
Sign	Quantity:	0
Other	Quantity:	0

Missing Curb Ramps

Symbol	Quantity		Cost
	1	$	7,000

Curb Ramps Shown in Other Reports

Symbol	Quantity	Cost
	15	Other Report

Conceptual Budget Estimate Disclaimer

This "cost report" assigns a conceptual budget estimate to resolve non-compliance issues and was developed for planning purposes only. Kimley-Horn has no control over the cost of labor, materials, equipment, or over the Contractor's methods of determining prices or over competitive bidding or market conditions. Opinions of probable costs provided herein are based on the information known to Kimley-Horn at this time and represent only Kimley-Horn's judgment as a design professional familiar with the construction industry. Kimley-Horn cannot and does not guarantee that proposals, bids, or actual construction costs will not vary from its opinions of probable costs.

Sidewalk Barrier Conceptual Budget Summary

Sidewalk barriers are displayed for visual purposes only. Their associated costs are stored in the s yer, which is costed panel-by-panel in the Facility Priority Summary.

1962

PROW Sidewalk Corridor Compliance Summary

Corridor

MEADOW BEAUTY CT

Corridor Score & Severity

Score: 3

MEDIUM

Corridor Cost Summary

Facility Type		Cost
Sidewalk	$	15,801
Crosswalks	$	0
Curb Ramps	$	0
Missing Ramps	$	0



Sidewalk Barrier Priority Distribution

Priority	Percentage (%)
1	9%
2	9%
3	46%
4	18%
5	18%

Corridor Map

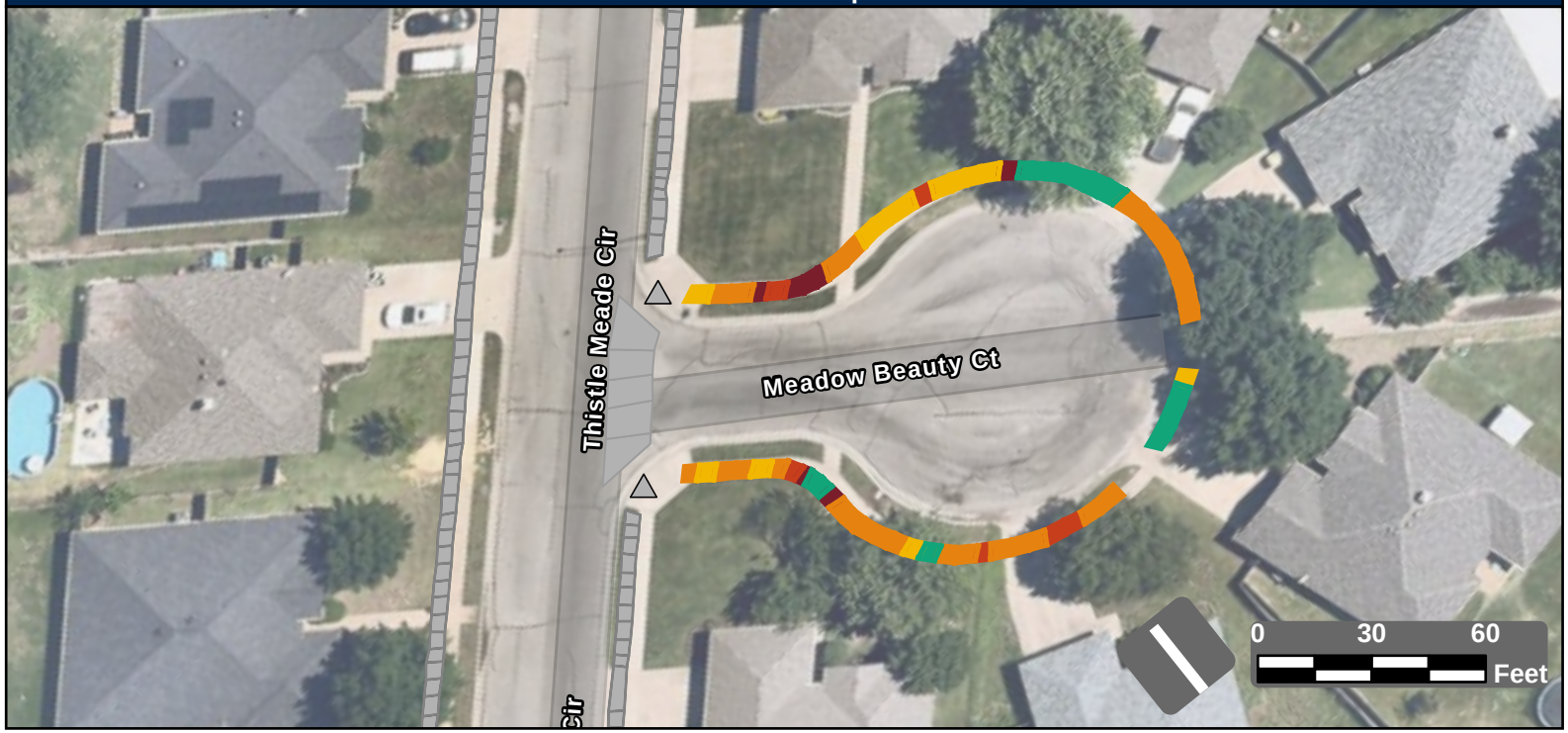

Facility Condition Summary

Sidewalks

Barrier Priority	Length (yd)		Cost
1	22	$	1,577
2	23	$	1,631
3	116	$	8,371
4	45	$	3,283
5	46	$	939
Total	252	$	15,801

Curb Ramps

Barrier Priority	Quantity		Cost
1	0	$	0
2	0	$	0
3	0	$	0
4	0	$	0
5	0	$	0
Total	0	$	0

Crosswalks

Barrier Priority	Length (yd)		Cost
1	0	$	0
2	0	$	0
3	0	$	0
4	0	$	0
5	0	$	0
Total	0	$	0

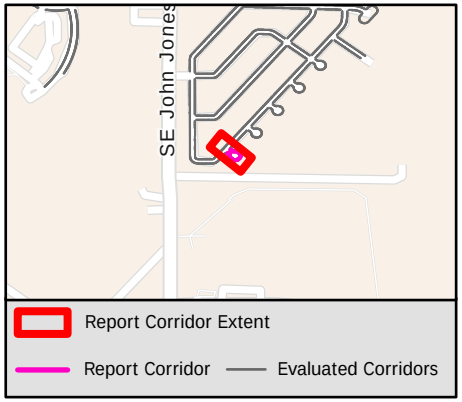

Sidewalk Barrier Summary

Pole	Quantity:	0
Fire Hydrant	Quantity:	0
Vault	Quantity:	0
Vegetation	Quantity:	0
Sign	Quantity:	0
Other	Quantity:	0

Missing Curb Ramps

Symbol	Quantity		Cost
	0	$	0

Curb Ramps Shown in Other Reports

Symbol	Quantity	Cost
	2	Other Report

Conceptual Budget Estimate Disclaimer

This "cost report" assigns a conceptual budget estimate to resolve non-compliance issues and was developed for planning purposes only. Kimley-Horn has no control over the cost of labor, materials, equipment, or over the Contractor's methods of determining prices or over competitive bidding or market conditions. Opinions of probable costs provided herein are based on the information known to Kimley-Horn at this time and represent only Kimley-Horn's judgment as a design professional familiar with the construction industry. Kimley-Horn cannot and does not guarantee that proposals, bids, or actual construction costs will not vary from its opinions of probable costs.

Sidewalk Barrier Conceptual Budget Summary

Sidewalk barriers are displayed for visual purposes only. Their associated costs are stored in the s yer, which is costed panel-by-panel in the Facility Priority Summary.

1963

PROW Sidewalk Corridor Compliance Summary

Corridor

MEADOW RIDGE DR

Corridor Score & Severity

Score: 4

MEDIUM

Corridor Cost Summary

Facility Type		Cost
Sidewalk	$	21,836
Crosswalks	$	6,785
Curb Ramps	$	0
Missing Ramps	$	21,000

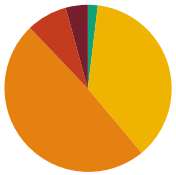

Sidewalk Barrier Priority Distribution

Priority	Percentage (%)
1	5%
2	10%
3	59%
4	24%
5	2%

Corridor Map

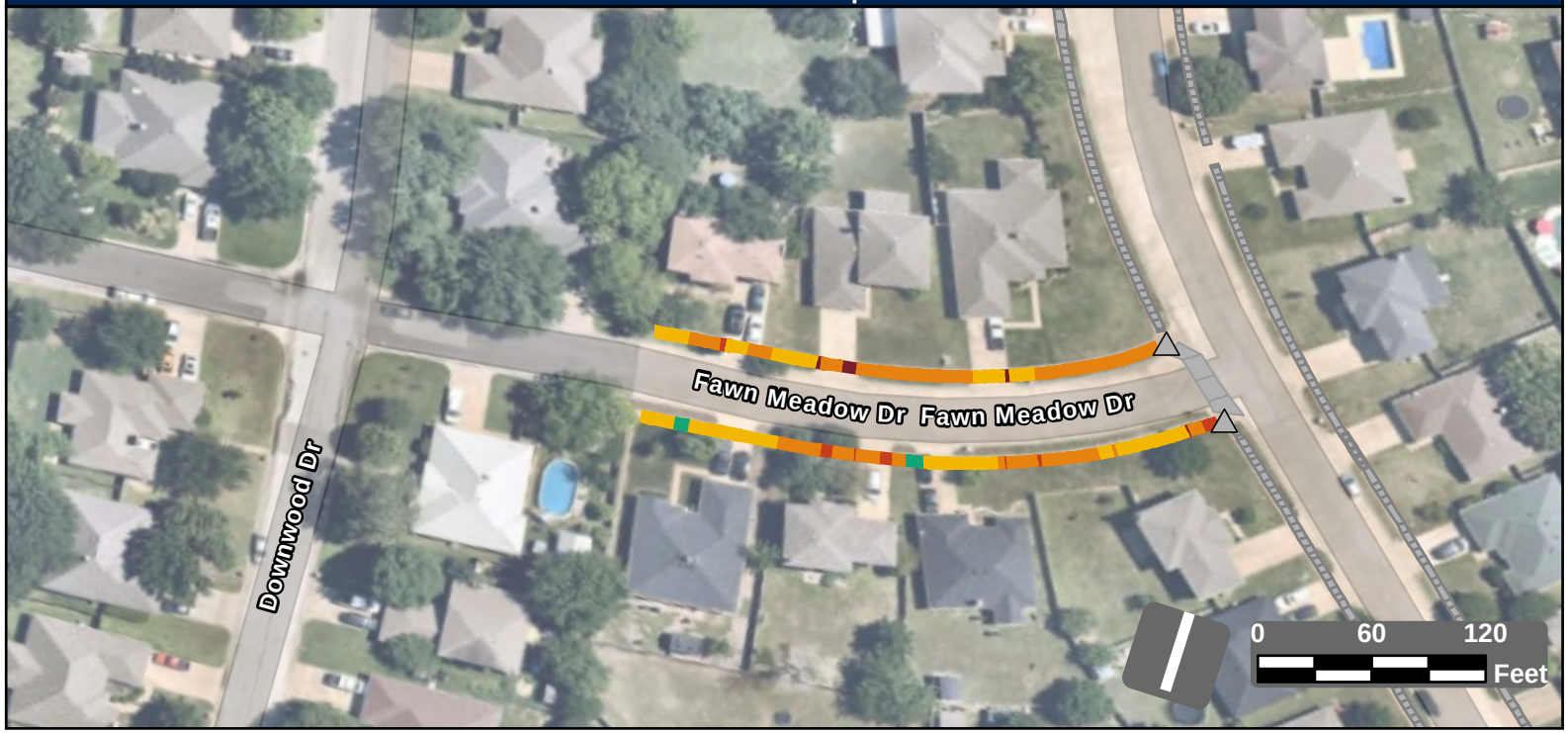

Facility Condition Summary

Sidewalks

Barrier Priority	Length (yd)		Cost
1	101	$	7,016
2	193	$	13,700
3	1,180	$	85,223
4	486	$	16,582
5	35	$	2,564
Total	479	$	21,836

Curb Ramps

Barrier Priority	Quantity		Cost
1	2	$	14,900
2	0	$	0
3	4	$	32,800
4	0	$	0
5	0	$	0
Total	0	$	0

Crosswalks

Barrier Priority	Length (yd)		Cost
1	0	$	0
2	0	$	0
3	40	$	0
4	68	$	6,785
5	79	$	
Total	0	$	0

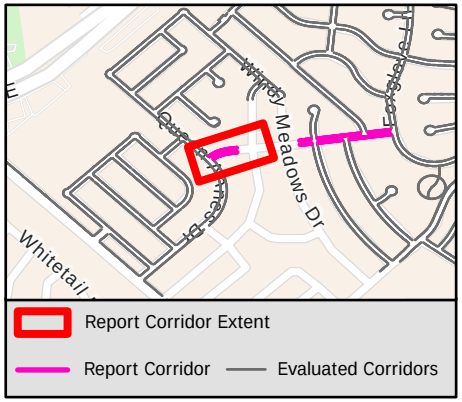

Sidewalk Barrier Summary

Pole	Quantity:	0
Fire Hydrant	Quantity:	0
Vault	Quantity:	0
Vegetation	Quantity:	4
Sign	Quantity:	0
Other	Quantity:	0

Missing Curb Ramps

Symbol	Quantity		Cost
	3	$	21,000

Curb Ramps Shown in Other Reports

Symbol	Quantity	Cost
	2	Other Report

Conceptual Budget Estimate Disclaimer

This "cost report" assigns a conceptual budget estimate to resolve non-compliance issues and was developed for planning purposes only. Kimley-Horn has no control over the cost of labor, materials, equipment, or over the Contractor's methods of determining prices or over competitive bidding or market conditions. Opinions of probable costs provided herein are based on the information known to Kimley-Horn at this time and represent only Kimley-Horn's judgment as a design professional familiar with the construction industry. Kimley-Horn cannot and does not guarantee that proposals, bids, or actual construction costs will not vary from its opinions of probable costs.

Sidewalk Barrier Conceptual Budget Summary

Sidewalk barriers are displayed for visual purposes only. Their associated costs are stored in the s yer, which is costed panel-by-panel in the Facility Priority Summary.

1964

PROW Sidewalk Corridor Compliance Summary

Corridor

MEADOW RIDGE DR

Corridor Score & Severity

Score: 4

MEDIUM

Corridor Cost Summary

Facility Type		Cost
Sidewalk	$	103,248
Crosswalks	$	6,785
Curb Ramps	$	47,700
Missing Ramps	$	21,000

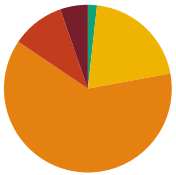

Sidewalk Barrier Priority Distribution

Priority	Percentage (%)
1	5%
2	10%
3	59%
4	24%
5	2%

Corridor Map

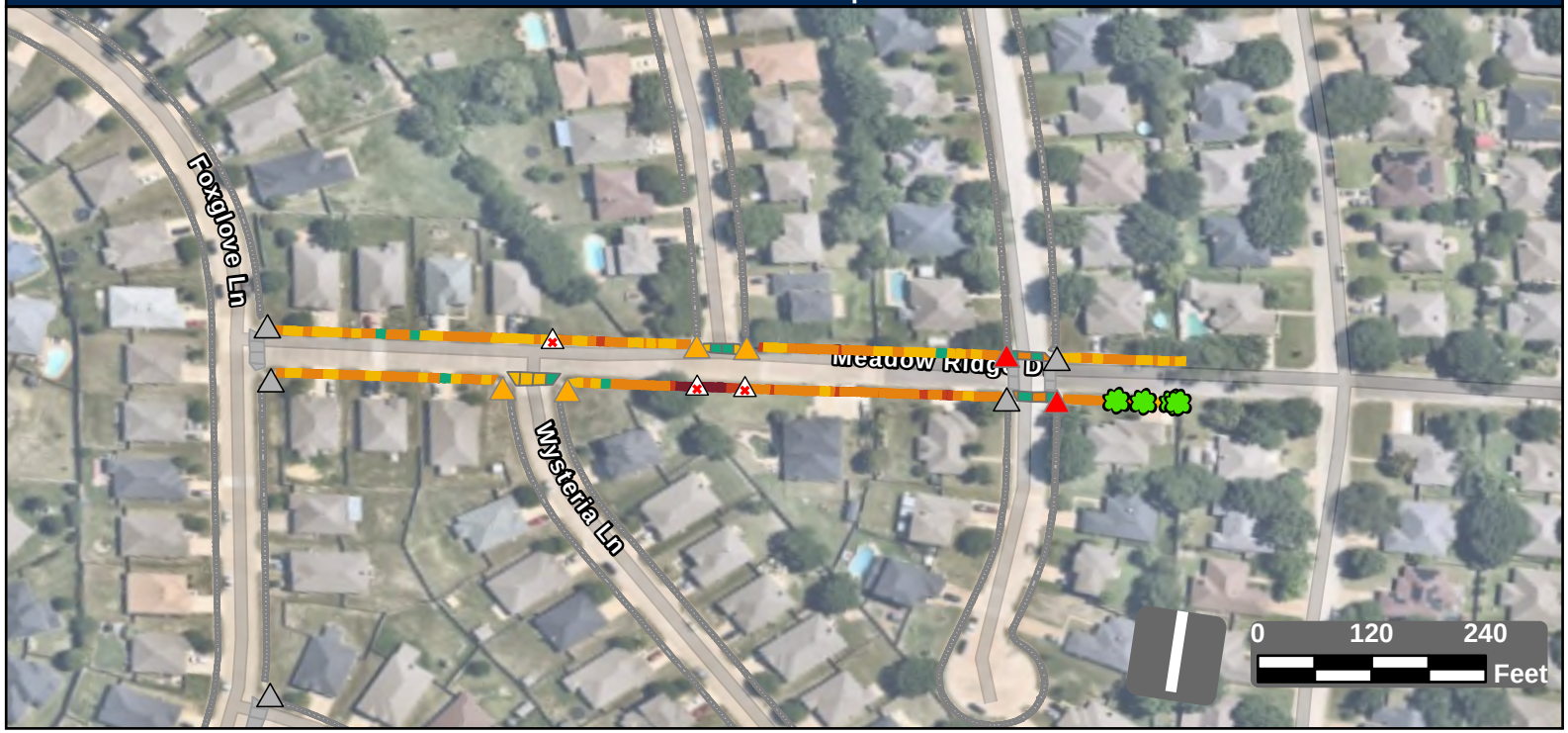

Facility Condition Summary

Sidewalks

Barrier Priority	Length (yd)		Cost
1	101	$	7,016
2	193	$	13,700
3	1,180	$	85,223
4	486	$	16,582
5	35	$	2,564
Total	1,516	$	103,248

Curb Ramps

Barrier Priority	Quantity		Cost
1	2	$	14,900
2	0	$	0
3	4	$	32,800
4	0	$	0
5	0	$	0
Total	6	$	47,700

Crosswalks

Barrier Priority	Length (yd)		Cost
1	0	$	0
2	0	$	0
3	40	$	0
4	68	$	6,785
5	79	$	
Total	188	$	6,785

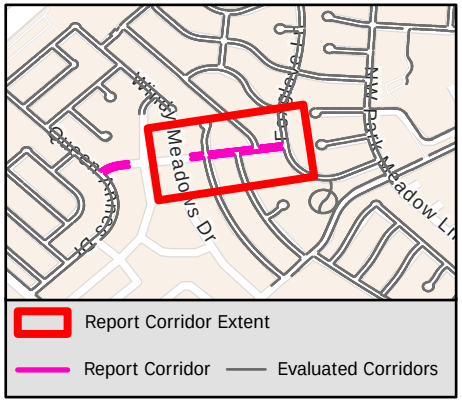

Sidewalk Barrier Summary

Pole	Quantity:	0
Fire Hydrant	Quantity:	0
Vault	Quantity:	0
Vegetation	Quantity:	4
Sign	Quantity:	0
Other	Quantity:	0

Missing Curb Ramps

Symbol	Quantity		Cost
	3	$	21,000

Curb Ramps Shown in Other Reports

Symbol	Quantity	Cost
	5	Other Report

Conceptual Budget Estimate Disclaimer

This "cost report" assigns a conceptual budget estimate to resolve non-compliance issues and was developed for planning purposes only. Kimley-Horn has no control over the cost of labor, materials, equipment, or over the Contractor's methods of determining prices or over competitive bidding or market conditions. Opinions of probable costs provided herein are based on the information known to Kimley-Horn at this time and represent only Kimley-Horn's judgment as a design professional familiar with the construction industry. Kimley-Horn cannot and does not guarantee that proposals, bids, or actual construction costs will not vary from its opinions of probable costs.

Sidewalk Barrier Conceptual Budget Summary

Sidewalk barriers are displayed for visual purposes only. Their associated costs are stored in the s yer, which is costed panel-by-panel in the Facility Priority Summary.

1965

PROW Sidewalk Corridor Compliance Summary

Corridor

MEADOWBROOK DR

Corridor Score & Severity

Score: 4

MEDIUM

Corridor Cost Summary

Facility Type		Cost
Sidewalk	$	38,112
Crosswalks	$	2,994
Curb Ramps	$	7,450
Missing Ramps	$	0

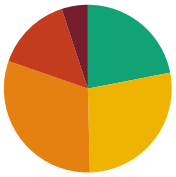

Sidewalk Barrier Priority Distribution

Priority	Percentage (%)
1	5%
2	15%
3	31%
4	28%
5	22%

Corridor Map

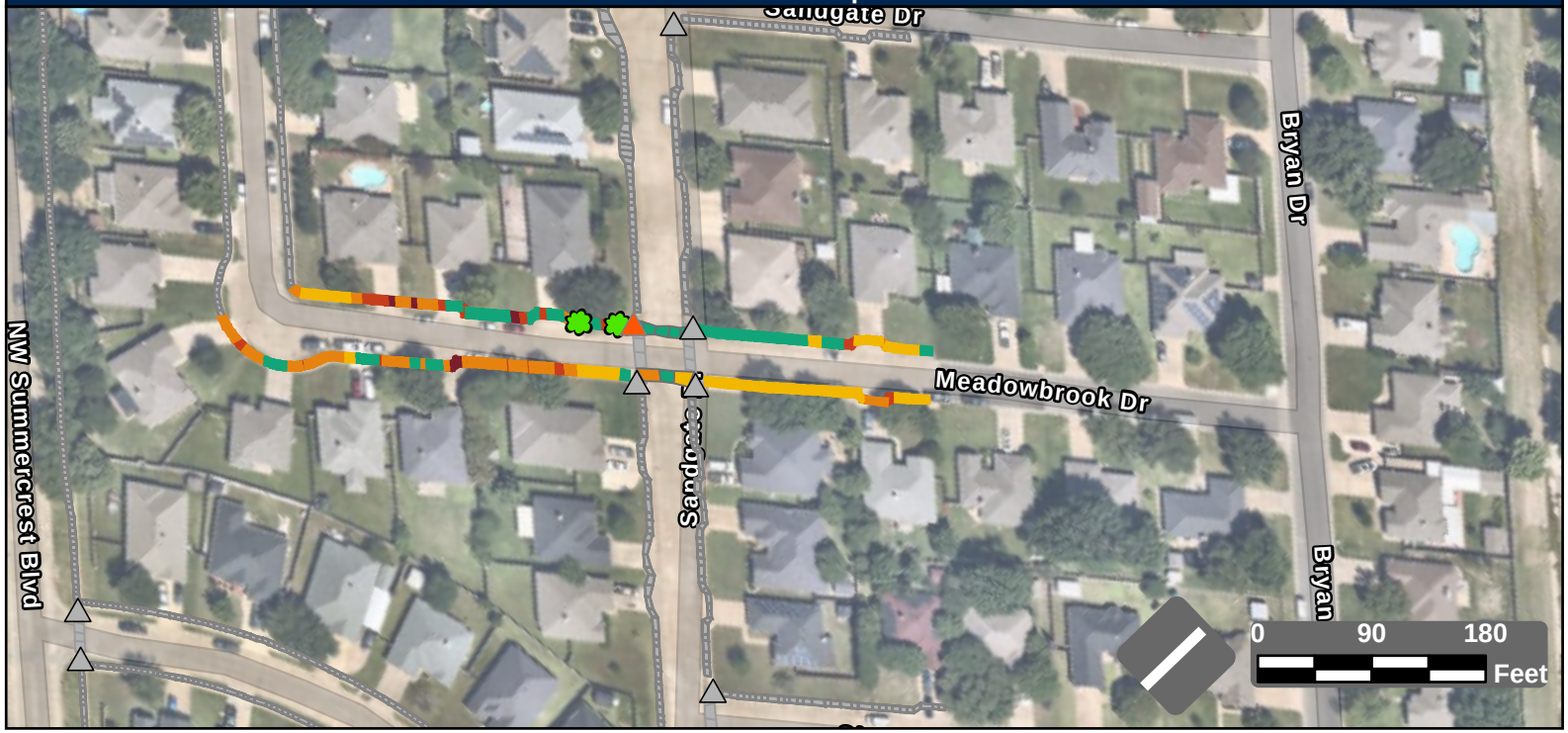

Facility Condition Summary

Sidewalks

Barrier Priority	Length (yd)		Cost
1	43	$	2,010
2	124	$	6,635
3	260	$	18,789
4	234	$	8,661
5	186	$	2,017
Total	847	$	38,112

Curb Ramps

Barrier Priority	Quantity		Cost
1	0	$	0
2	1	$	7,450
3	0	$	0
4	0	$	0
5	0	$	0
Total	1	$	7,450

Crosswalks

Barrier Priority	Length (yd)		Cost
1	0	$	0
2	0	$	0
3	16	$	0
4	15	$	2,994
5	50	$	
Total	81	$	2,994

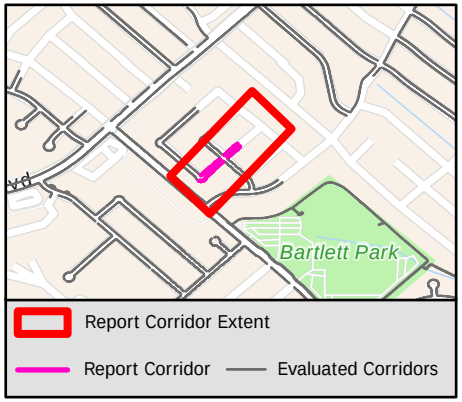

Sidewalk Barrier Summary

Pole	Quantity:	0
Fire Hydrant	Quantity:	0
Vault	Quantity:	0
Vegetation	Quantity:	2
Sign	Quantity:	0
Other	Quantity:	0

Missing Curb Ramps

Symbol	Quantity		Cost
	0	$	0

Curb Ramps Shown in Other Reports

Symbol	Quantity	Cost
	7	Other Report

Conceptual Budget Estimate Disclaimer

This "cost report" assigns a conceptual budget estimate to resolve non-compliance issues and was developed for planning purposes only. Kimley-Horn has no control over the cost of labor, materials, equipment, or over the Contractor's methods of determining prices or over competitive bidding or market conditions. Opinions of probable costs provided herein are based on the information known to Kimley-Horn at this time and represent only Kimley-Horn's judgment as a design professional familiar with the construction industry. Kimley-Horn cannot and does not guarantee that proposals, bids, or actual construction costs will not vary from its opinions of probable costs.

Sidewalk Barrier Conceptual Budget Summary

Sidewalk barriers are displayed for visual purposes only. Their associated costs are stored in the s[illegible]yer, which is costed panel-by-panel in the Facility Priority Summary.

1966

PROW Sidewalk Corridor Compliance Summary

Corridor

MEADOWCREST DR

Corridor Score & Severity

Score: 4
MEDIUM

Corridor Cost Summary

Facility Type		Cost
Sidewalk	$	142,604
Crosswalks	$	5,475
Curb Ramps	$	32,750
Missing Ramps	$	28,000

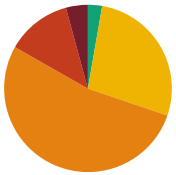

Sidewalk Barrier Priority Distribution

Priority	Percentage (%)
1	4%
2	13%
3	53%
4	27%
5	3%

Corridor Map

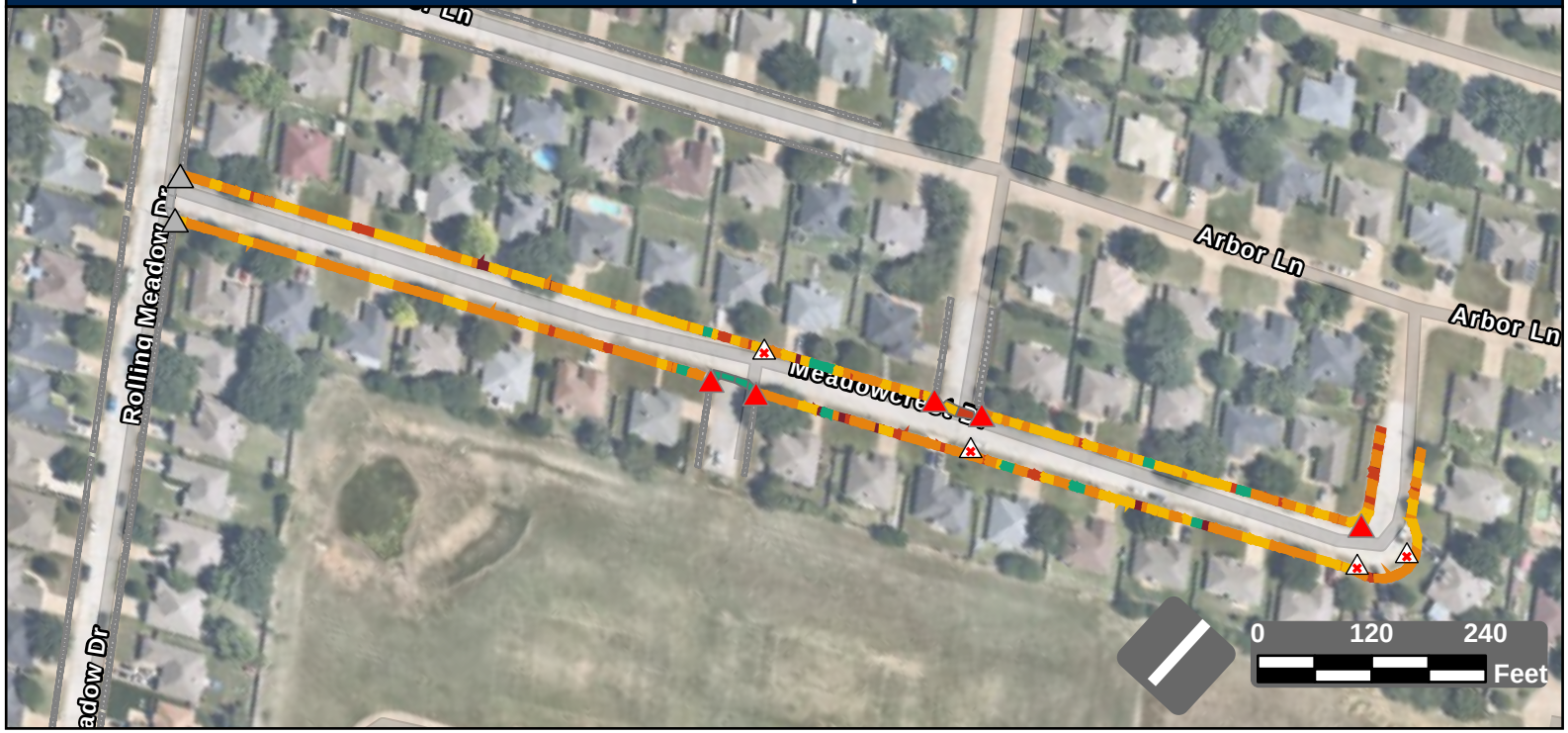

Facility Condition Summary

Sidewalks

Barrier Priority	Length (yd)		Cost
1	106	$	6,388
2	315	$	20,242
3	1,334	$	96,323
4	691	$	14,644
5	69	$	5,007
Total	2,515	$	142,604

Curb Ramps

Barrier Priority	Quantity		Cost
1	5	$	32,750
2	0	$	0
3	0	$	0
4	0	$	0
5	0	$	0
Total	5	$	32,750

Crosswalks

Barrier Priority	Length (yd)		Cost
1	0	$	0
2	18	$	3,538
3	0	$	0
4	19	$	1,936
5	45	$	
Total	82	$	5,475

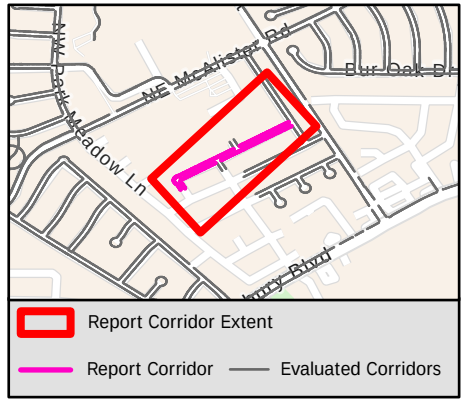

Sidewalk Barrier Summary

Pole	Quantity:	0
Fire Hydrant	Quantity:	0
Vault	Quantity:	0
Vegetation	Quantity:	0
Sign	Quantity:	0
Other	Quantity:	0

Missing Curb Ramps

Symbol	Quantity		Cost
	4	$	28,000

Curb Ramps Shown in Other Reports

Symbol	Quantity	Cost
	2	Other Report

Conceptual Budget Estimate Disclaimer

This "cost report" assigns a conceptual budget estimate to resolve non-compliance issues and was developed for planning purposes only. Kimley-Horn has no control over the cost of labor, materials, equipment, or over the Contractor's methods of determining prices or over competitive bidding or market conditions. Opinions of probable costs provided herein are based on the information known to Kimley-Horn at this time and represent only Kimley-Horn's judgment as a design professional familiar with the construction industry. Kimley-Horn cannot and does not guarantee that proposals, bids, or actual construction costs will not vary from its opinions of probable costs.

Sidewalk Barrier Conceptual Budget Summary

Sidewalk barriers are displayed for visual purposes only. Their associated costs are stored in the s yer, which is costed panel-by-panel in the Facility Priority Summary.

1967

PROW Sidewalk Corridor Compliance Summary

Corridor

MEANDERING LN

Corridor Score & Severity

Score: 4
MEDIUM

Corridor Cost Summary

Facility Type		Cost
Sidewalk	$	109,206
Crosswalks	$	25,243
Curb Ramps	$	40,700
Missing Ramps	$	42,000

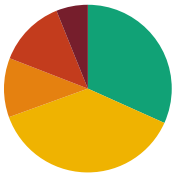

Sidewalk Barrier Priority Distribution

Priority	Percentage (%)
1	6%
2	13%
3	11%
4	38%
5	32%

Corridor Map



Facility Condition Summary

Sidewalks

Barrier Priority	Length (yd)		Cost
1	124	$	8,590
2	265	$	17,506
3	233	$	16,940
4	769	$	56,270
5	647	$	9,900
Total	2,039	$	109,206

Curb Ramps

Barrier Priority	Quantity		Cost
1	0	$	0
2	6	$	40,700
3	0	$	0
4	0	$	0
5	0	$	0
Total	6	$	40,700

Crosswalks

Barrier Priority	Length (yd)		Cost
1	0	$	0
2	63	$	12,286
3	36	$	6,940
4	42	$	6,018
5	0	$	0
Total	141	$	25,243

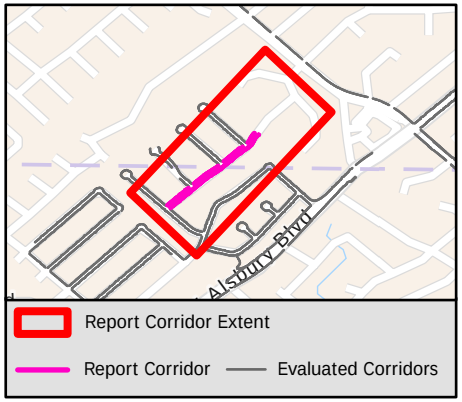

Sidewalk Barrier Summary

Pole	Quantity:	3
Fire Hydrant	Quantity:	0
Vault	Quantity:	0
Vegetation	Quantity:	0
Sign	Quantity:	0
Other	Quantity:	11

Missing Curb Ramps

Symbol	Quantity		Cost
	6	$	42,000

Curb Ramps Shown in Other Reports

Symbol	Quantity	Cost
	7	Other Report

Conceptual Budget Estimate Disclaimer

This "cost report" assigns a conceptual budget estimate to resolve non-compliance issues and was developed for planning purposes only. Kimley-Horn has no control over the cost of labor, materials, equipment, or over the Contractor's methods of determining prices or over competitive bidding or market conditions. Opinions of probable costs provided herein are based on the information known to Kimley-Horn at this time and represent only Kimley-Horn's judgment as a design professional familiar with the construction industry. Kimley-Horn cannot and does not guarantee that proposals, bids, or actual construction costs will not vary from its opinions of probable costs.

Sidewalk Barrier Conceptual Budget Summary

Sidewalk barriers are displayed for visual purposes only. Their associated costs are stored in the s yer, which is costed panel-by-panel in the Facility Priority Summary.

PROW Sidewalk Corridor Compliance Summary

Corridor

MELROSE DR

Corridor Score & Severity

Score: 3
MEDIUM

Corridor Cost Summary

Facility Type		Cost
Sidewalk	$	41,670
Crosswalks	$	0
Curb Ramps	$	0
Missing Ramps	$	0

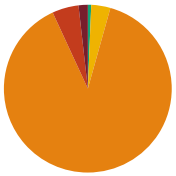

Sidewalk Barrier Priority Distribution

Priority	Percentage (%)
1	2%
2	5%
3	89%
4	4%
5	1%

Corridor Map



Facility Condition Summary

Sidewalks

Barrier Priority	Length (yd)		Cost
1	11	$	764
2	30	$	2,192
3	528	$	38,147
4	22	$	282
5	4	$	285
Total	595	$	41,670

Curb Ramps

Barrier Priority	Quantity		Cost
1	0	$	0
2	0	$	0
3	0	$	0
4	0	$	0
5	0	$	0
Total	0	$	0

Crosswalks

Barrier Priority	Length (yd)		Cost
1	0	$	0
2	0	$	0
3	0	$	0
4	0	$	0
5	0	$	0
Total	0	$	0

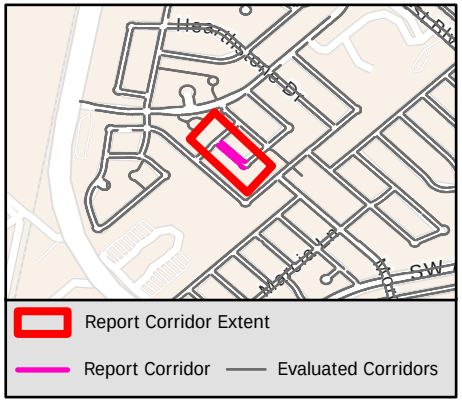

Sidewalk Barrier Summary

Pole	Quantity:	0
Fire Hydrant	Quantity:	0
Vault	Quantity:	0
Vegetation	Quantity:	0
Sign	Quantity:	0
Other	Quantity:	0

Missing Curb Ramps

Symbol	Quantity		Cost
	0	$	0

Curb Ramps Shown in Other Reports

Symbol	Quantity	Cost
	2	Other Report

Conceptual Budget Estimate Disclaimer

This "cost report" assigns a conceptual budget estimate to resolve non-compliance issues and was developed for planning purposes only. Kimley-Horn has no control over the cost of labor, materials, equipment, or over the Contractor's methods of determining prices or over competitive bidding or market conditions. Opinions of probable costs provided herein are based on the information known to Kimley-Horn at this time and represent only Kimley-Horn's judgment as a design professional familiar with the construction industry. Kimley-Horn cannot and does not guarantee that proposals, bids, or actual construction costs will not vary from its opinions of probable costs.

Sidewalk Barrier Conceptual Budget Summary

Sidewalk barriers are displayed for visual purposes only. Their associated costs are stored in the s yer, which is costed panel-by-panel in the Facility Priority Summary.

1969

PROW Sidewalk Corridor Compliance Summary

Corridor

MEMORIAL PLAZA

Corridor Score & Severity

Score: 2

HIGH

Corridor Cost Summary

Facility Type		Cost
Sidewalk	$	127,115
Crosswalks	$	0
Curb Ramps	$	0
Missing Ramps	$	0

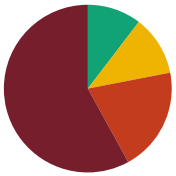

Sidewalk Barrier Priority Distribution

Priority	Percentage (%)
1	58%
2	20%
3	0%
4	12%
5	10%

Corridor Map

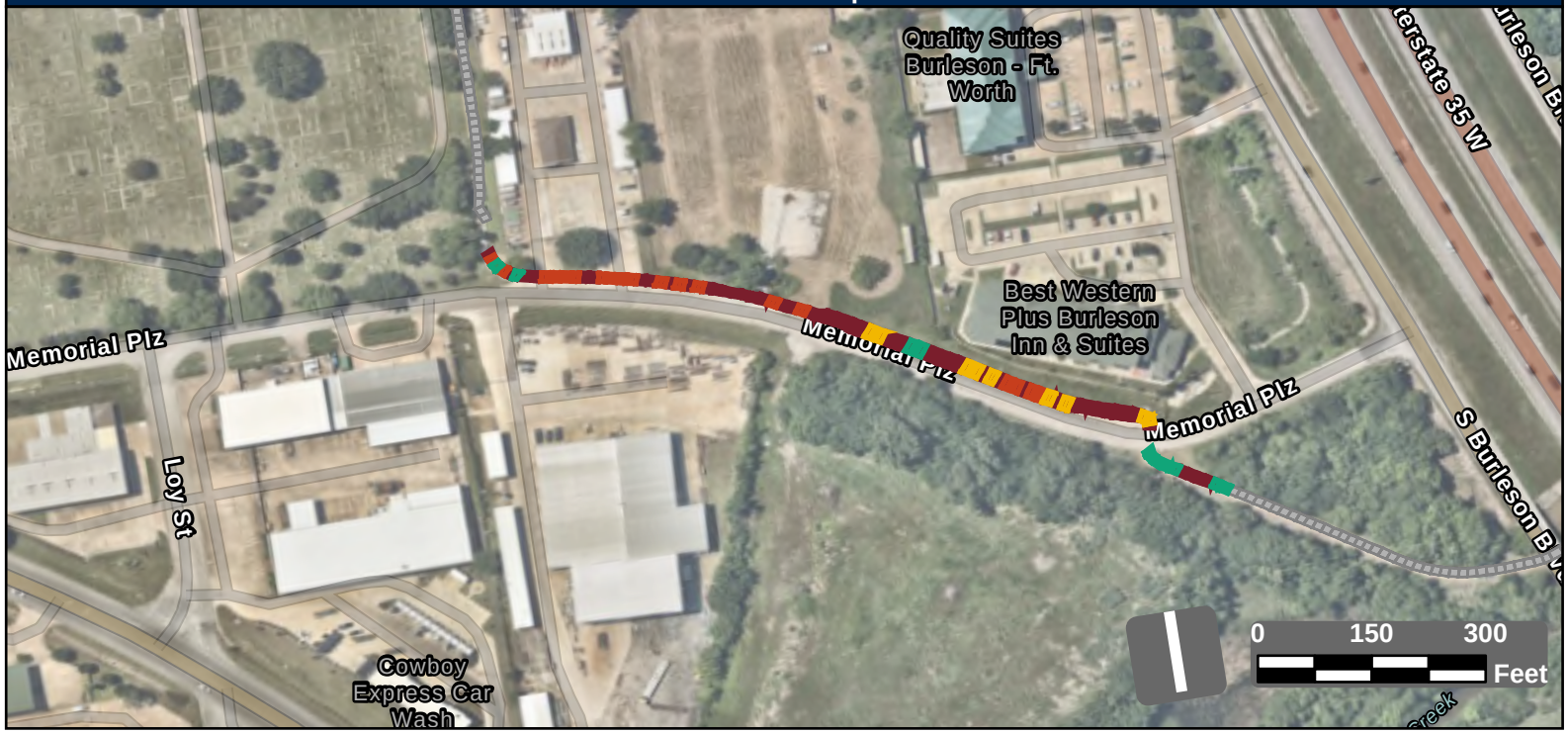

Facility Condition Summary

Sidewalks

Barrier Priority	Length (yd)		Cost
1	778	$	79,925
2	269	$	23,526
3	0	$	0
4	155	$	19,049
5	140	$	4,615
Total	1,342	$	127,115

Curb Ramps

Barrier Priority	Quantity		Cost
1	0	$	0
2	0	$	0
3	0	$	0
4	0	$	0
5	0	$	0
Total	0	$	0

Crosswalks

Barrier Priority	Length (yd)		Cost
1	0	$	0
2	0	$	0
3	0	$	0
4	0	$	0
5	0	$	0
Total	0	$	0

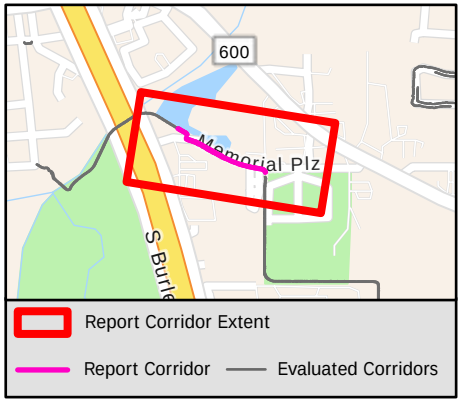

Sidewalk Barrier Summary

Pole	Quantity:	0
Fire Hydrant	Quantity:	0
Vault	Quantity:	0
Vegetation	Quantity:	0
Sign	Quantity:	0
Other	Quantity:	0

Missing Curb Ramps

Symbol	Quantity		Cost
	0	$	0

Curb Ramps Shown in Other Reports

Symbol	Quantity	Cost
	0	Other Report

Conceptual Budget Estimate Disclaimer

This "cost report" assigns a conceptual budget estimate to resolve non-compliance issues and was developed for planning purposes only. Kimley-Horn has no control over the cost of labor, materials, equipment, or over the Contractor's methods of determining prices or over competitive bidding or market conditions. Opinions of probable costs provided herein are based on the information known to Kimley-Horn at this time and represent only Kimley-Horn's judgment as a design professional familiar with the construction industry. Kimley-Horn cannot and does not guarantee that proposals, bids, or actual construction costs will not vary from its opinions of probable costs.

Sidewalk Barrier Conceptual Budget Summary

Sidewalk barriers are displayed for visual purposes only. Their associated costs are stored in the s yer, which is costed panel-by-panel in the Facility Priority Summary.

1970

PROW Sidewalk Corridor Compliance Summary

Corridor

MERCED ST

Corridor Score & Severity

Score: 5

LOW

Corridor Cost Summary

Facility Type		Cost
Sidewalk	$	164,641
Crosswalks	$	1,479
Curb Ramps	$	33,750
Missing Ramps	$	0

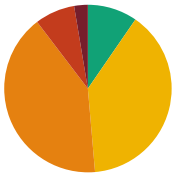

Sidewalk Barrier Priority Distribution

Priority	Percentage (%)
1	3%
2	8%
3	41%
4	39%
5	10%

Corridor Map

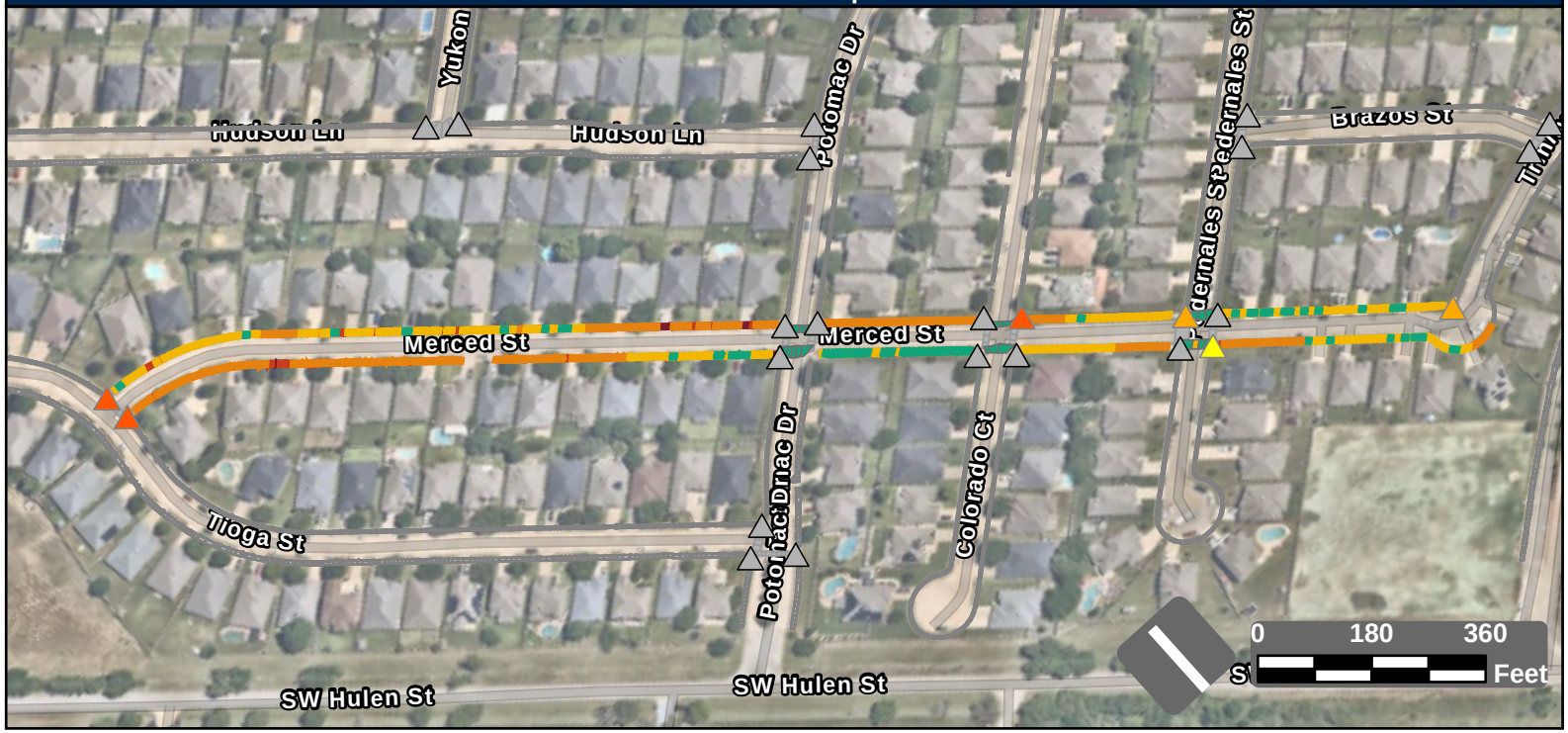

Facility Condition Summary

Sidewalks

Barrier Priority	Length (yd)		Cost
1	84	$	5,926
2	246	$	15,880
3	1,309	$	94,553
4	1,245	$	35,009
5	306	$	13,273
Total	3,191	$	164,641

Curb Ramps

Barrier Priority	Quantity		Cost
1	0	$	0
2	3	$	13,850
3	2	$	10,950
4	1	$	8,950
5	0	$	0
Total	6	$	33,750

Crosswalks

Barrier Priority	Length (yd)		Cost
1	0	$	0
2	0	$	0
3	0	$	0
4	15	$	1,479
5	408	$	
Total	423	$	1,479

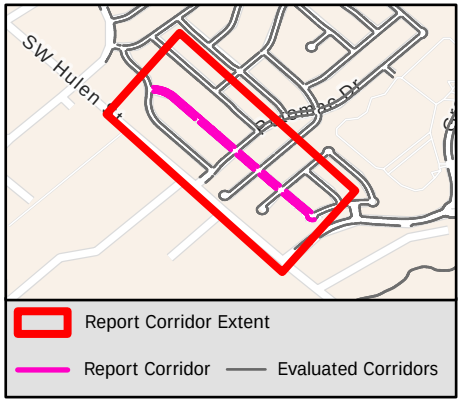

Sidewalk Barrier Summary

Pole	Quantity:	0
Fire Hydrant	Quantity:	0
Vault	Quantity:	0
Vegetation	Quantity:	0
Sign	Quantity:	0
Other	Quantity:	0

Missing Curb Ramps

Symbol	Quantity		Cost
	0	$	0

Curb Ramps Shown in Other Reports

Symbol	Quantity	Cost
	19	Other Report

Conceptual Budget Estimate Disclaimer

This "cost report" assigns a conceptual budget estimate to resolve non-compliance issues and was developed for planning purposes only. Kimley-Horn has no control over the cost of labor, materials, equipment, or over the Contractor's methods of determining prices or over competitive bidding or market conditions. Opinions of probable costs provided herein are based on the information known to Kimley-Horn at this time and represent only Kimley-Horn's judgment as a design professional familiar with the construction industry. Kimley-Horn cannot and does not guarantee that proposals, bids, or actual construction costs will not vary from its opinions of probable costs.

Sidewalk Barrier Conceptual Budget Summary

Sidewalk barriers are displayed for visual purposes only. Their associated costs are stored in the s yer, which is costed panel-by-panel in the Facility Priority Summary.

1971

PROW Sidewalk Corridor Compliance Summary

Corridor

MESQUITE DR

Corridor Score & Severity

Score: 1
HIGH

Corridor Cost Summary

Facility Type		Cost
Sidewalk	$	163,411
Crosswalks	$	0
Curb Ramps	$	0
Missing Ramps	$	7,000

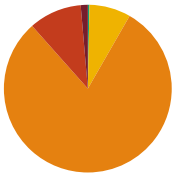

Sidewalk Barrier Priority Distribution

Priority	Percentage (%)
1	1%
2	10%
3	80%
4	8%
5	0%

Corridor Map



Facility Condition Summary

Sidewalks

Barrier Priority	Length (yd)		Cost
1	32	$	2,327
2	239	$	16,953
3	1,880	$	135,811
4	188	$	7,806
5	7	$	515
Total	2,346	$	163,411

Curb Ramps

Barrier Priority	Quantity		Cost
1	0	$	0
2	0	$	0
3	0	$	0
4	0	$	0
5	0	$	0
Total	0	$	0

Crosswalks

Barrier Priority	Length (yd)		Cost
1	0	$	0
2	0	$	0
3	0	$	0
4	0	$	0
5	0	$	0
Total	0	$	0

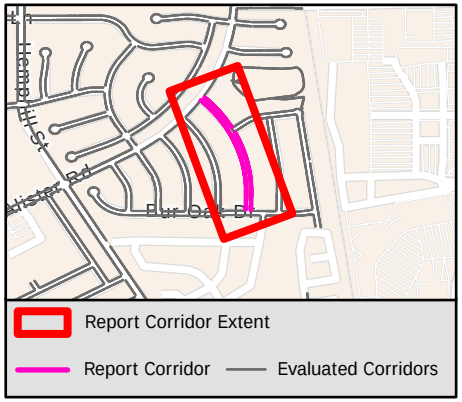

Sidewalk Barrier Summary

Pole	Quantity:	0
Fire Hydrant	Quantity:	0
Vault	Quantity:	0
Vegetation	Quantity:	0
Sign	Quantity:	0
Other	Quantity:	0

Missing Curb Ramps

Symbol	Quantity		Cost
	1	$	7,000

Curb Ramps Shown in Other Reports

Symbol	Quantity	Cost
	14	Other Report

Conceptual Budget Estimate Disclaimer

This "cost report" assigns a conceptual budget estimate to resolve non-compliance issues and was developed for planning purposes only. Kimley-Horn has no control over the cost of labor, materials, equipment, or over the Contractor's methods of determining prices or over competitive bidding or market conditions. Opinions of probable costs provided herein are based on the information known to Kimley-Horn at this time and represent only Kimley-Horn's judgment as a design professional familiar with the construction industry. Kimley-Horn cannot and does not guarantee that proposals, bids, or actual construction costs will not vary from its opinions of probable costs.

Sidewalk Barrier Conceptual Budget Summary

Sidewalk barriers are displayed for visual purposes only. Their associated costs are stored in the s yer, which is costed panel-by-panel in the Facility Priority Summary.

1972

PROW Sidewalk Corridor Compliance Summary

Corridor

MEYER LN

Corridor Score & Severity

Score: 3
MEDIUM

Corridor Cost Summary

Facility Type		Cost
Sidewalk	$	0
Crosswalks	$	0
Curb Ramps	$	17,350
Missing Ramps	$	0

Sidewalk Barrier Priority Distribution

Priority	Percentage (%)
1	%
2	%
3	%
4	%
5	%

Corridor Map



Facility Condition Summary

Sidewalks

Barrier Priority	Length (yd)		Cost
1	0	$	0
2	0	$	0
3	0	$	0
4	0	$	0
5	0	$	0
Total	0	$	0

Curb Ramps

Barrier Priority	Quantity		Cost
1	0	$	0
2	1	$	7,450
3	2	$	9,900
4	0	$	0
5	0	$	0
Total	3	$	17,350

Crosswalks

Barrier Priority	Length (yd)		Cost
1	0	$	0
2	0	$	0
3	0	$	0
4	0	$	0
5	0	$	0
Total	0	$	0

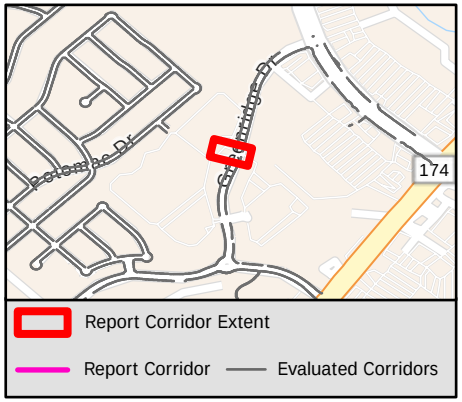

Sidewalk Barrier Summary

Pole	Quantity:	0
Fire Hydrant	Quantity:	0
Vault	Quantity:	0
Vegetation	Quantity:	0
Sign	Quantity:	0
Other	Quantity:	0

Missing Curb Ramps

Symbol	Quantity		Cost
	0	$	0

Curb Ramps Shown in Other Reports

Symbol	Quantity	Cost
	1	Other Report

Conceptual Budget Estimate Disclaimer

This "cost report" assigns a conceptual budget estimate to resolve non-compliance issues and was developed for planning purposes only. Kimley-Horn has no control over the cost of labor, materials, equipment, or over the Contractor's methods of determining prices or over competitive bidding or market conditions. Opinions of probable costs provided herein are based on the information known to Kimley-Horn at this time and represent only Kimley-Horn's judgment as a design professional familiar with the construction industry. Kimley-Horn cannot and does not guarantee that proposals, bids, or actual construction costs will not vary from its opinions of probable costs.

Sidewalk Barrier Conceptual Budget Summary

Sidewalk barriers are displayed for visual purposes only. Their associated costs are stored in the s yer, which is costed panel-by-panel in the Facility Priority Summary.

1973

PROW Sidewalk Corridor Compliance Summary

Corridor

MICAH RD

Corridor Score & Severity

Score: 5

LOW

Corridor Cost Summary

Facility Type		Cost
Sidewalk	$	77,097
Crosswalks	$	
Curb Ramps	$	29,800
Missing Ramps	$	7,000

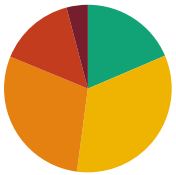

Sidewalk Barrier Priority Distribution

Priority	Percentage (%)
1	4%
2	15%
3	29%
4	34%
5	19%

Corridor Map

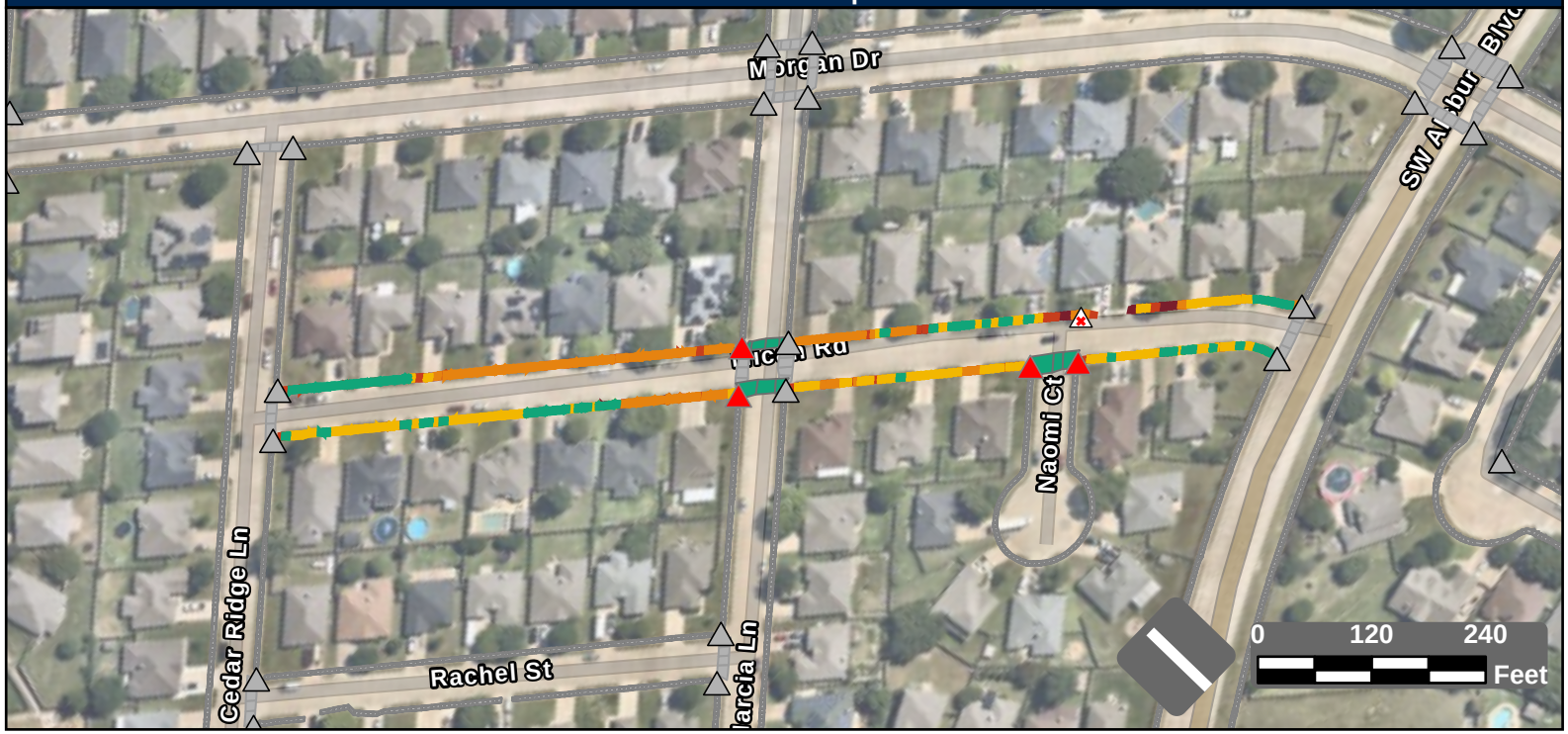

Facility Condition Summary

Sidewalks

Barrier Priority	Length (yd)		Cost
1	62	$	4,305
2	222	$	14,856
3	440	$	31,768
4	506	$	18,866
5	280	$	7,302
Total	1,510	$	77,097

Curb Ramps

Barrier Priority	Quantity		Cost
1	4	$	29,800
2	0	$	0
3	0	$	0
4	0	$	0
5	0	$	0
Total	4	$	29,800

Crosswalks

Barrier Priority	Length (yd)		Cost
1	0	$	0
2	0	$	0
3	0	$	0
4	0	$	0
5	194	$	
Total	194	$	

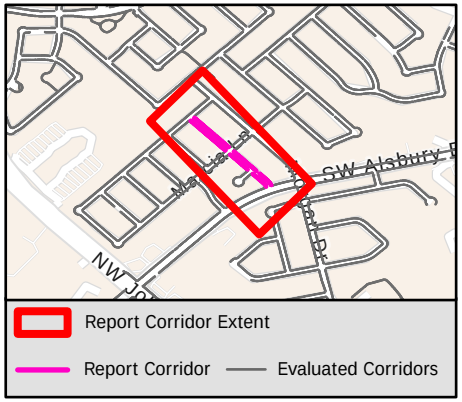

Sidewalk Barrier Summary

Pole	Quantity:	0
Fire Hydrant	Quantity:	0
Vault	Quantity:	0
Vegetation	Quantity:	0
Sign	Quantity:	0
Other	Quantity:	0

Missing Curb Ramps

Symbol	Quantity		Cost
	1	$	7,000

Curb Ramps Shown in Other Reports

Symbol	Quantity	Cost
	23	Other Report

Conceptual Budget Estimate Disclaimer

This "cost report" assigns a conceptual budget estimate to resolve non-compliance issues and was developed for planning purposes only. Kimley-Horn has no control over the cost of labor, materials, equipment, or over the Contractor's methods of determining prices or over competitive bidding or market conditions. Opinions of probable costs provided herein are based on the information known to Kimley-Horn at this time and represent only Kimley-Horn's judgment as a design professional familiar with the construction industry. Kimley-Horn cannot and does not guarantee that proposals, bids, or actual construction costs will not vary from its opinions of probable costs.

Sidewalk Barrier Conceptual Budget Summary

Sidewalk barriers are displayed for visual purposes only. Their associated costs are stored in the s yer, which is costed panel-by-panel in the Facility Priority Summary.

1974

PROW Sidewalk Corridor Compliance Summary

Corridor

MILES AVE

Corridor Score & Severity

Score: 5

LOW

Corridor Cost Summary

Facility Type		Cost
Sidewalk	$	0
Crosswalks	$	292
Curb Ramps	$	0
Missing Ramps	$	28,000

Sidewalk Barrier Priority Distribution

Priority	Percentage (%)
1	2%
2	8%
3	65%
4	18%
5	6%

Corridor Map



Facility Condition Summary

Sidewalks

Barrier Priority	Length (yd)		Cost
1	50	$	3,445
2	219	$	15,051
3	1,705	$	123,139
4	473	$	22,326
5	162	$	7,625
Total	0	$	0

Curb Ramps

Barrier Priority	Quantity		Cost
1	3	$	22,350
2	1	$	7,450
3	0	$	0
4	0	$	0
5	0	$	0
Total	0	$	0

Crosswalks

Barrier Priority	Length (yd)		Cost
1	0	$	0
2	0	$	0
3	0	$	0
4	6	$	292
5	37	$	
Total	0	$	0

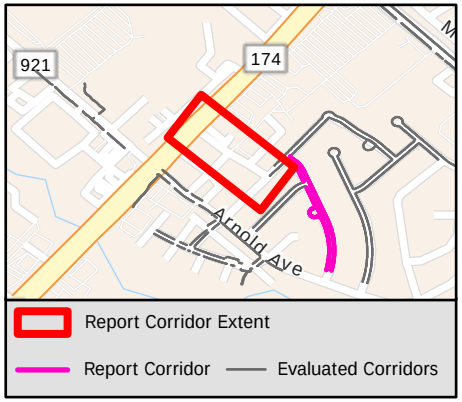

Sidewalk Barrier Summary

Pole	Quantity:	0
Fire Hydrant	Quantity:	0
Vault	Quantity:	0
Vegetation	Quantity:	0
Sign	Quantity:	0
Other	Quantity:	0

Missing Curb Ramps

Symbol	Quantity		Cost
	4	$	28,000

Curb Ramps Shown in Other Reports

Symbol	Quantity	Cost
	0	Other Report

Conceptual Budget Estimate Disclaimer

This "cost report" assigns a conceptual budget estimate to resolve non-compliance issues and was developed for planning purposes only. Kimley-Horn has no control over the cost of labor, materials, equipment, or over the Contractor's methods of determining prices or over competitive bidding or market conditions. Opinions of probable costs provided herein are based on the information known to Kimley-Horn at this time and represent only Kimley-Horn's judgment as a design professional familiar with the construction industry. Kimley-Horn cannot and does not guarantee that proposals, bids, or actual construction costs will not vary from its opinions of probable costs.

Sidewalk Barrier Conceptual Budget Summary

Sidewalk barriers are displayed for visual purposes only. Their associated costs are stored in the s yer, which is costed panel-by-panel in the Facility Priority Summary.

1975

PROW Sidewalk Corridor Compliance Summary

Corridor

MILES AVE

Corridor Score & Severity

Score: 5 5

LOW LOW

Corridor Cost Summary

Facility Type		Cost
Sidewalk	$	171,587
Crosswalks	$	292
Curb Ramps	$	29,800
Missing Ramps	$	28,000

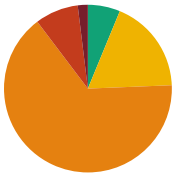

Sidewalk Barrier Priority Distribution

Priority	Percentage (%)
1	2%
2	8%
3	65%
4	18%
5	6%

Corridor Map



Facility Condition Summary

Sidewalks

Barrier Priority	Length (yd)		Cost
1	50	$	3,445
2	219	$	15,051
3	1,705	$	123,139
4	473	$	22,326
5	162	$	7,625
Total	2,609	$	171,587

Curb Ramps

Barrier Priority	Quantity		Cost
1	3	$	22,350
2	1	$	7,450
3	0	$	0
4	0	$	0
5	0	$	0
Total	4	$	29,800

Crosswalks

Barrier Priority	Length (yd)		Cost
1	0	$	0
2	0	$	0
3	0	$	0
4	6	$	292
5	37	$	
Total	43	$	292

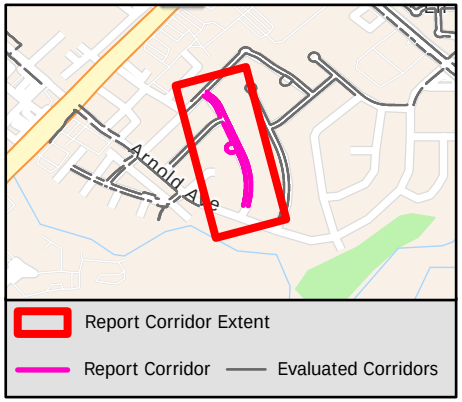

Sidewalk Barrier Summary

Pole	Quantity:	0
Fire Hydrant	Quantity:	0
Vault	Quantity:	0
Vegetation	Quantity:	0
Sign	Quantity:	0
Other	Quantity:	0

Missing Curb Ramps

Symbol	Quantity		Cost
	4	$	28,000

Curb Ramps Shown in Other Reports

Symbol	Quantity	Cost
	2	Other Report

Conceptual Budget Estimate Disclaimer

This "cost report" assigns a conceptual budget estimate to resolve non-compliance issues and was developed for planning purposes only. Kimley-Horn has no control over the cost of labor, materials, equipment, or over the Contractor's methods of determining prices or over competitive bidding or market conditions. Opinions of probable costs provided herein are based on the information known to Kimley-Horn at this time and represent only Kimley-Horn's judgment as a design professional familiar with the construction industry. Kimley-Horn cannot and does not guarantee that proposals, bids, or actual construction costs will not vary from its opinions of probable costs.

Sidewalk Barrier Conceptual Budget Summary

Sidewalk barriers are displayed for visual purposes only. Their associated costs are stored in the s yer, which is costed panel-by-panel in the Facility Priority Summary.

1976

PROW Sidewalk Corridor Compliance Summary

Corridor

MILL CREEK DR

Corridor Score & Severity

Score: 3

MEDIUM

Corridor Cost Summary

Facility Type		Cost
Sidewalk	$	11,231
Crosswalks	$	0
Curb Ramps	$	0
Missing Ramps	$	0

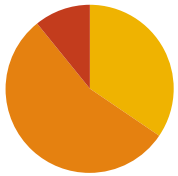

Sidewalk Barrier Priority Distribution

Priority	Percentage (%)
1	0%
2	11%
3	55%
4	35%
5	0%

Corridor Map



Facility Condition Summary

Sidewalks

Barrier Priority	Length (yd)		Cost
1	0	$	0
2	18	$	1,311
3	92	$	6,609
4	58	$	3,311
5	0	$	0
Total	167	$	11,231

Curb Ramps

Barrier Priority	Quantity		Cost
1	0	$	0
2	0	$	0
3	0	$	0
4	0	$	0
5	0	$	0
Total	0	$	0

Crosswalks

Barrier Priority	Length (yd)		Cost
1	0	$	0
2	0	$	0
3	0	$	0
4	0	$	0
5	0	$	0
Total	0	$	0

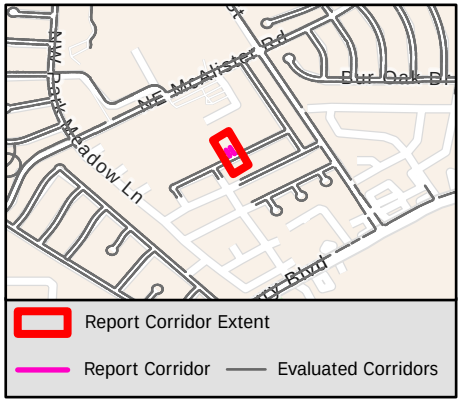

Sidewalk Barrier Summary

Pole	Quantity:	0
Fire Hydrant	Quantity:	0
Vault	Quantity:	0
Vegetation	Quantity:	0
Sign	Quantity:	0
Other	Quantity:	0

Missing Curb Ramps

Symbol	Quantity		Cost
	0	$	0

Curb Ramps Shown in Other Reports

Symbol	Quantity	Cost
	2	Other Report

Conceptual Budget Estimate Disclaimer

This "cost report" assigns a conceptual budget estimate to resolve non-compliance issues and was developed for planning purposes only. Kimley-Horn has no control over the cost of labor, materials, equipment, or over the Contractor's methods of determining prices or over competitive bidding or market conditions. Opinions of probable costs provided herein are based on the information known to Kimley-Horn at this time and represent only Kimley-Horn's judgment as a design professional familiar with the construction industry. Kimley-Horn cannot and does not guarantee that proposals, bids, or actual construction costs will not vary from its opinions of probable costs.

Sidewalk Barrier Conceptual Budget Summary

Sidewalk barriers are displayed for visual purposes only. Their associated costs are stored in the s yer, which is costed panel-by-panel in the Facility Priority Summary.

1977

PROW Sidewalk Corridor Compliance Summary

Corridor

MIMOSA CT

Corridor Score & Severity

Score: 3
MEDIUM

Corridor Cost Summary

Facility Type		Cost
Sidewalk	$	89,965
Crosswalks	$	0
Curb Ramps	$	0
Missing Ramps	$	0

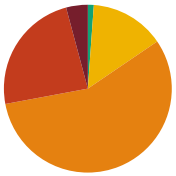

Sidewalk Barrier Priority Distribution

Priority	Percentage (%)
1	4%
2	24%
3	57%
4	14%
5	1%

Corridor Map

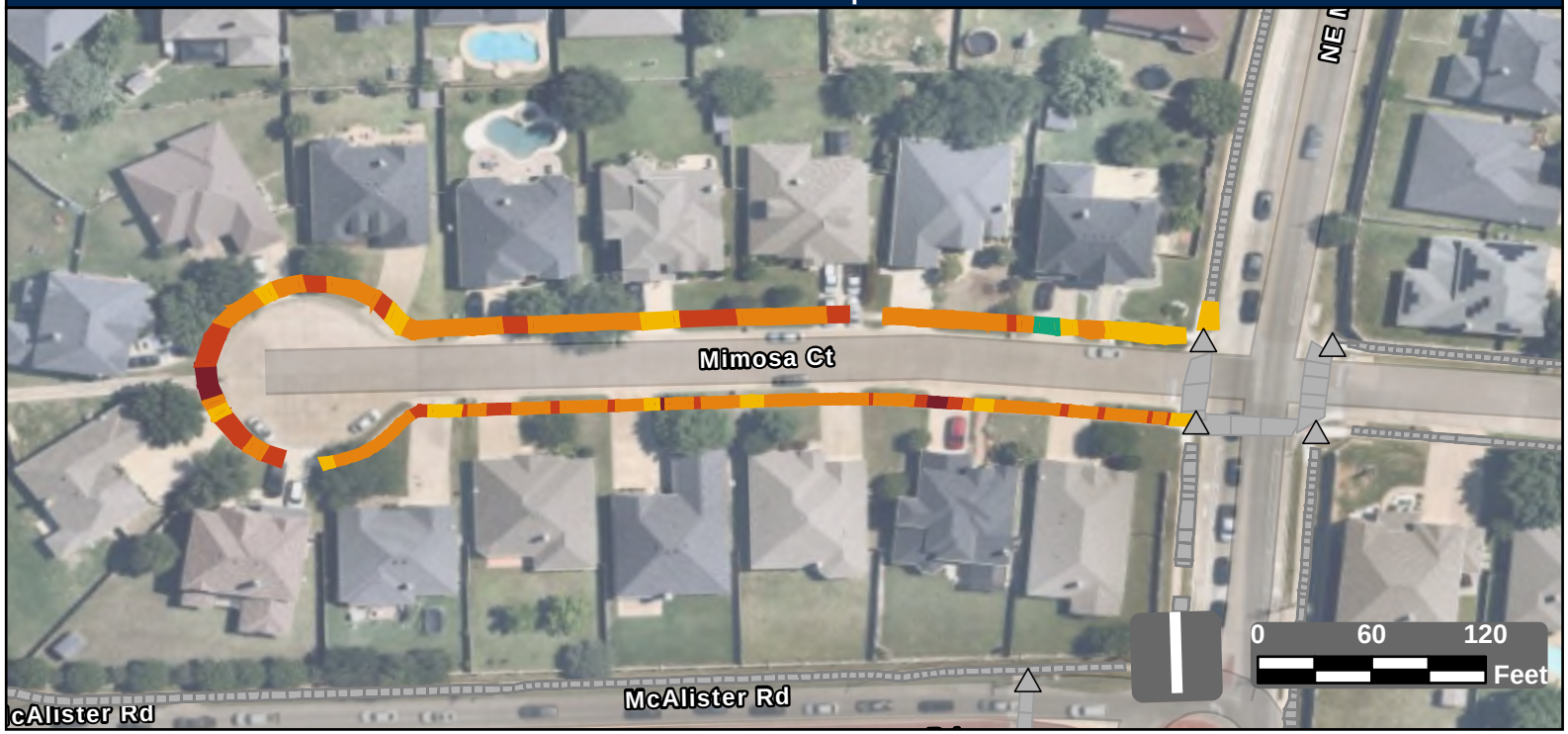

Facility Condition Summary

Sidewalks

Barrier Priority	Length (yd)		Cost
1	54	$	3,880
2	305	$	21,442
3	726	$	52,454
4	184	$	11,116
5	15	$	1,072
Total	1,284	$	89,965

Curb Ramps

Barrier Priority	Quantity		Cost
1	0	$	0
2	0	$	0
3	0	$	0
4	0	$	0
5	0	$	0
Total	0	$	0

Crosswalks

Barrier Priority	Length (yd)		Cost
1	0	$	0
2	0	$	0
3	0	$	0
4	0	$	0
5	0	$	0
Total	0	$	0

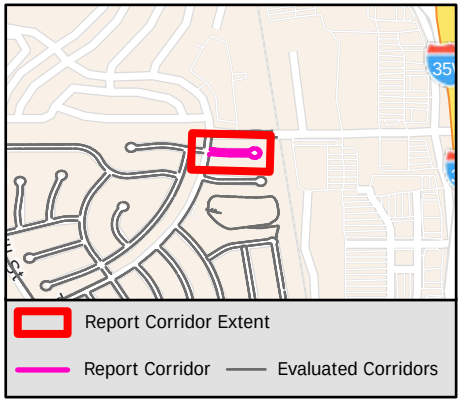

Sidewalk Barrier Summary

Pole	Quantity:	0
Fire Hydrant	Quantity:	0
Vault	Quantity:	0
Vegetation	Quantity:	0
Sign	Quantity:	0
Other	Quantity:	0

Missing Curb Ramps

Symbol	Quantity		Cost
	0	$	0

Curb Ramps Shown in Other Reports

Symbol	Quantity	Cost
	5	Other Report

Conceptual Budget Estimate Disclaimer

This "cost report" assigns a conceptual budget estimate to resolve non-compliance issues and was developed for planning purposes only. Kimley-Horn has no control over the cost of labor, materials, equipment, or over the Contractor's methods of determining prices or over competitive bidding or market conditions. Opinions of probable costs provided herein are based on the information known to Kimley-Horn at this time and represent only Kimley-Horn's judgment as a design professional familiar with the construction industry. Kimley-Horn cannot and does not guarantee that proposals, bids, or actual construction costs will not vary from its opinions of probable costs.

Sidewalk Barrier Conceptual Budget Summary

Sidewalk barriers are displayed for visual purposes only. Their associated costs are stored in the s yer, which is costed panel-by-panel in the Facility Priority Summary.

1978

PROW Sidewalk Corridor Compliance Summary

Corridor

MISTFLOWER AVE

Corridor Score & Severity

Score: 3

MEDIUM

Corridor Cost Summary

Facility Type		Cost
Sidewalk	$	33,703
Crosswalks	$	0
Curb Ramps	$	0
Missing Ramps	$	0

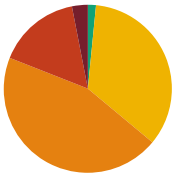

Sidewalk Barrier Priority Distribution

Priority	Percentage (%)
1	3%
2	16%
3	45%
4	35%
5	2%

Corridor Map



Facility Condition Summary

Sidewalks

Barrier Priority	Length (yd)		Cost
1	17	$	1,232
2	90	$	5,214
3	253	$	18,242
4	194	$	8,389
5	9	$	626
Total	562	$	33,703

Curb Ramps

Barrier Priority	Quantity		Cost
1	0	$	0
2	0	$	0
3	0	$	0
4	0	$	0
5	0	$	0
Total	0	$	0

Crosswalks

Barrier Priority	Length (yd)		Cost
1	0	$	0
2	0	$	0
3	0	$	0
4	0	$	0
5	0	$	0
Total	0	$	0

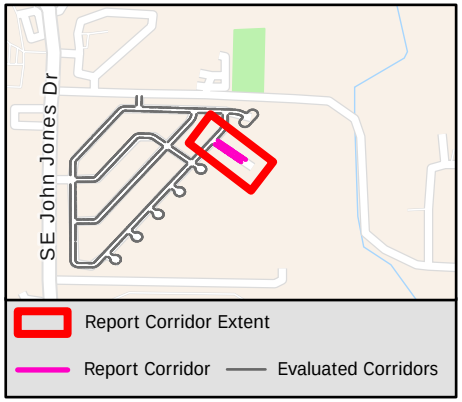

Sidewalk Barrier Summary

Pole	Quantity:	0
Fire Hydrant	Quantity:	0
Vault	Quantity:	0
Vegetation	Quantity:	0
Sign	Quantity:	0
Other	Quantity:	0

Missing Curb Ramps

Symbol	Quantity		Cost
	0	$	0

Curb Ramps Shown in Other Reports

Symbol	Quantity	Cost
	2	Other Report

Conceptual Budget Estimate Disclaimer

This "cost report" assigns a conceptual budget estimate to resolve non-compliance issues and was developed for planning purposes only. Kimley-Horn has no control over the cost of labor, materials, equipment, or over the Contractor's methods of determining prices or over competitive bidding or market conditions. Opinions of probable costs provided herein are based on the information known to Kimley-Horn at this time and represent only Kimley-Horn's judgment as a design professional familiar with the construction industry. Kimley-Horn cannot and does not guarantee that proposals, bids, or actual construction costs will not vary from its opinions of probable costs.

Sidewalk Barrier Conceptual Budget Summary

Sidewalk barriers are displayed for visual purposes only. Their associated costs are stored in the s yer, which is costed panel-by-panel in the Facility Priority Summary.

1979

PROW Sidewalk Corridor Compliance Summary

Item B.

Corridor

MISTY OAK TRL

Corridor Score & Severity

Score: 5

LOW

Corridor Cost Summary

Facility Type		Cost
Sidewalk	$	182,684
Crosswalks	$	3,444
Curb Ramps	$	26,850
Missing Ramps	$	0

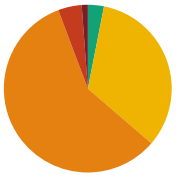

Sidewalk Barrier Priority Distribution

Priority	Percentage (%)
1	1%
2	5%
3	58%
4	33%
5	3%

Corridor Map

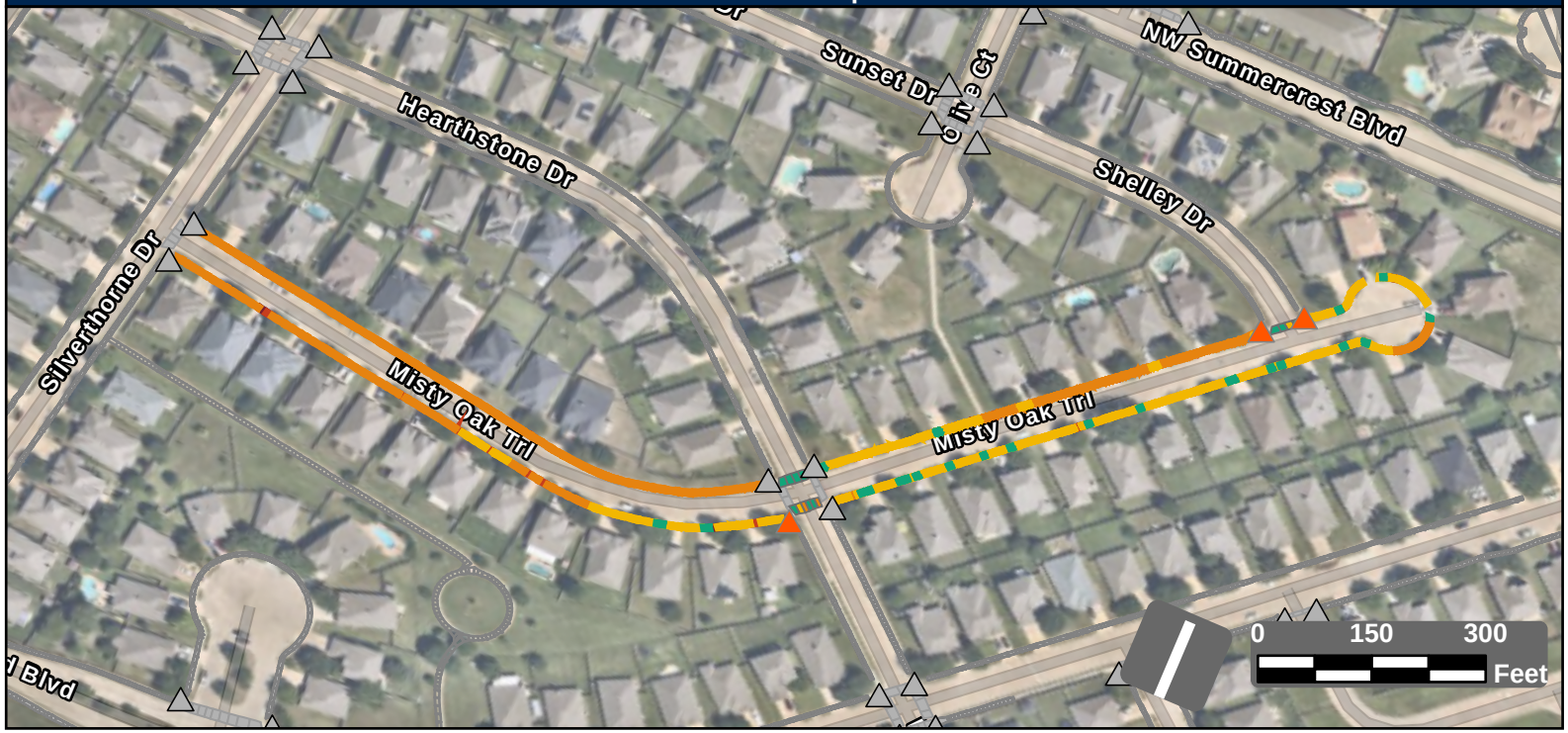

Facility Condition Summary

Sidewalks

Barrier Priority	Length (yd)		Cost
1	39	$	2,505
2	150	$	8,963
3	1,913	$	138,188
4	1,098	$	25,698
5	101	$	7,330
Total	3,301	$	182,684

Curb Ramps

Barrier Priority	Quantity		Cost
1	0	$	0
2	3	$	26,850
3	0	$	0
4	0	$	0
5	0	$	0
Total	3	$	26,850

Crosswalks

Barrier Priority	Length (yd)		Cost
1	0	$	0
2	0	$	0
3	17	$	0
4	22	$	3,444
5	107	$	0
Total	146	$	3,444

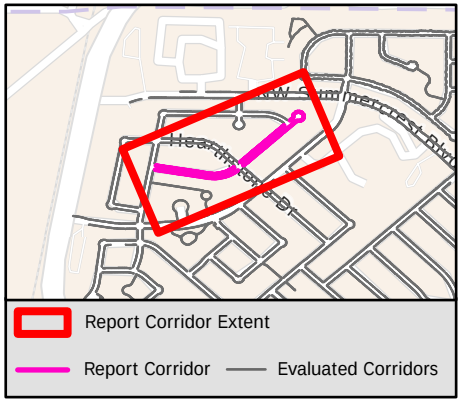

Sidewalk Barrier Summary

Pole	Quantity:	0
Fire Hydrant	Quantity:	0
Vault	Quantity:	0
Vegetation	Quantity:	0
Sign	Quantity:	0
Other	Quantity:	0

Missing Curb Ramps

Symbol	Quantity		Cost
	0	$	0

Curb Ramps Shown in Other Reports

Symbol	Quantity	Cost
	25	Other Report

Conceptual Budget Estimate Disclaimer

This "cost report" assigns a conceptual budget estimate to resolve non-compliance issues and was developed for planning purposes only. Kimley-Horn has no control over the cost of labor, materials, equipment, or over the Contractor's methods of determining prices or over competitive bidding or market conditions. Opinions of probable costs provided herein are based on the information known to Kimley-Horn at this time and represent only Kimley-Horn's judgment as a design professional familiar with the construction industry. Kimley-Horn cannot and does not guarantee that proposals, bids, or actual construction costs will not vary from its opinions of probable costs.

Sidewalk Barrier Conceptual Budget Summary

Sidewalk barriers are displayed for visual purposes only. Their associated costs are stored in the s yer, which is costed panel-by-panel in the Facility Priority Summary.

1980

PROW Sidewalk Corridor Compliance Summary

Item B.

Corridor

MOLLY ANITA DR

Corridor Score & Severity

Score: 3
MEDIUM

Corridor Cost Summary

Facility Type		Cost
Sidewalk	$	69,319
Crosswalks	$	0
Curb Ramps	$	7,950
Missing Ramps	$	0

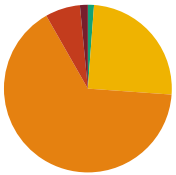

Sidewalk Barrier Priority Distribution

Priority	Percentage (%)
1	2%
2	7%
3	66%
4	25%
5	1%

Corridor Map

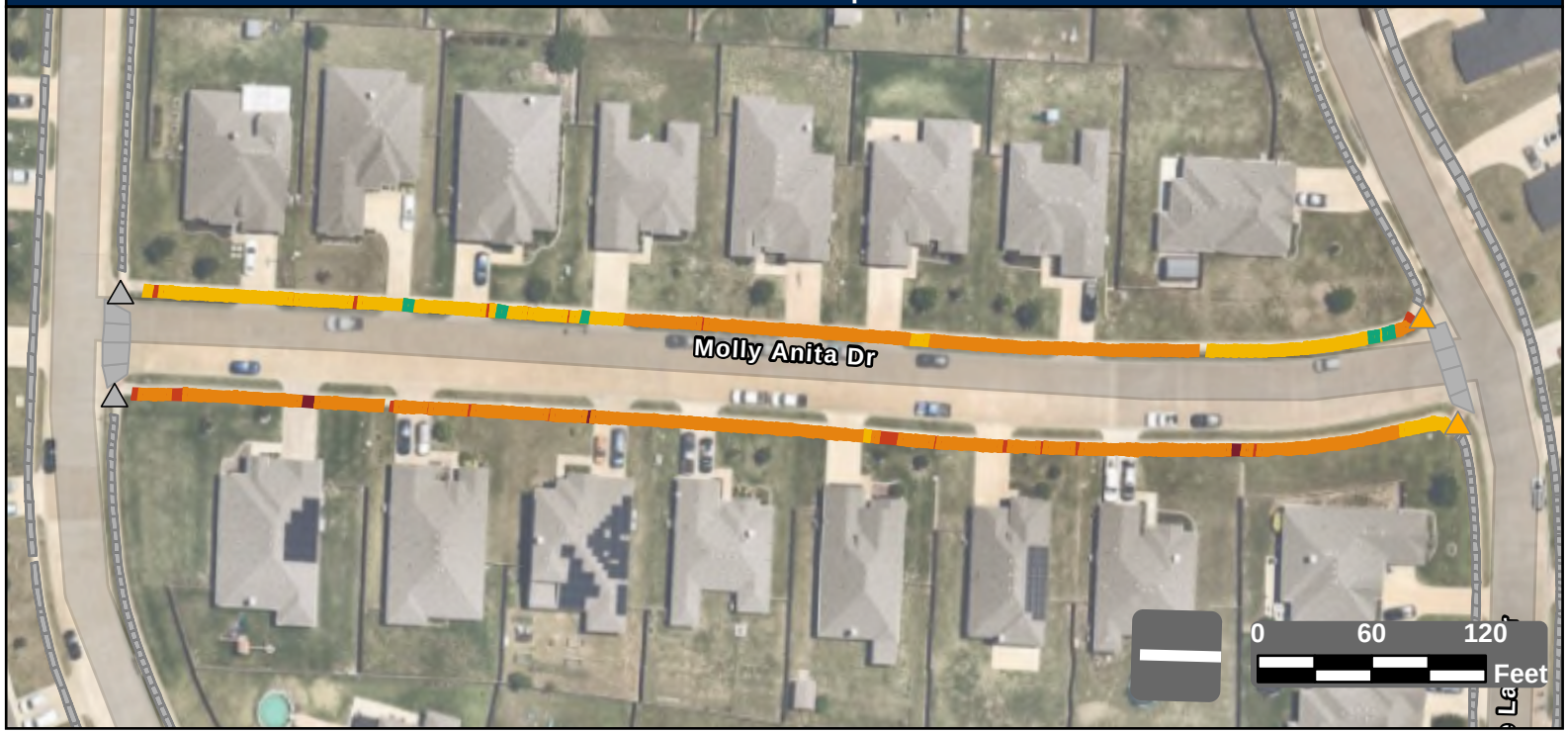

Facility Condition Summary

Sidewalks

Barrier Priority	Length (yd)		Cost
1	18	$	1,291
2	80	$	5,146
3	776	$	56,040
4	295	$	5,832
5	14	$	1,009
Total	1,182	$	69,319

Curb Ramps

Barrier Priority	Quantity		Cost
1	0	$	0
2	0	$	0
3	2	$	7,950
4	0	$	0
5	0	$	0
Total	2	$	7,950

Crosswalks

Barrier Priority	Length (yd)		Cost
1	0	$	0
2	0	$	0
3	0	$	0
4	0	$	0
5	0	$	0
Total	0	$	0

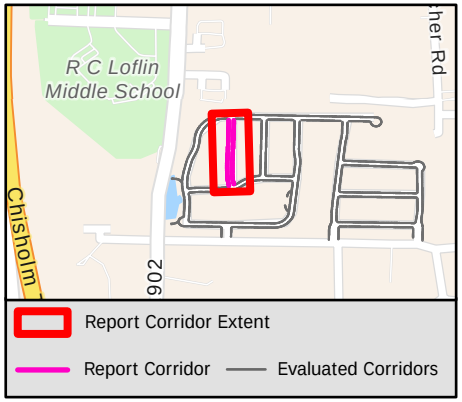

Sidewalk Barrier Summary

Pole	Quantity:	0
Fire Hydrant	Quantity:	0
Vault	Quantity:	0
Vegetation	Quantity:	0
Sign	Quantity:	0
Other	Quantity:	0

Missing Curb Ramps

Symbol	Quantity		Cost
	0	$	0

Curb Ramps Shown in Other Reports

Symbol	Quantity	Cost
	2	Other Report

Conceptual Budget Estimate Disclaimer

This "cost report" assigns a conceptual budget estimate to resolve non-compliance issues and was developed for planning purposes only. Kimley-Horn has no control over the cost of labor, materials, equipment, or over the Contractor's methods of determining prices or over competitive bidding or market conditions. Opinions of probable costs provided herein are based on the information known to Kimley-Horn at this time and represent only Kimley-Horn's judgment as a design professional familiar with the construction industry. Kimley-Horn cannot and does not guarantee that proposals, bids, or actual construction costs will not vary from its opinions of probable costs.

Sidewalk Barrier Conceptual Budget Summary

Sidewalk barriers are displayed for visual purposes only. Their associated costs are stored in the s yer, which is costed panel-by-panel in the Facility Priority Summary.

1981

PROW Sidewalk Corridor Compliance Summary

Corridor

MONMOUTH PL

Corridor Score & Severity

Score: 4

MEDIUM

Corridor Cost Summary

Facility Type		Cost
Sidewalk	$	8,843
Crosswalks	$	0
Curb Ramps	$	0
Missing Ramps	$	0

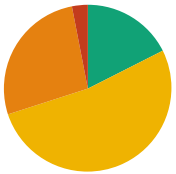

Sidewalk Barrier Priority Distribution

Priority	Percentage (%)
1	0%
2	3%
3	27%
4	52%
5	18%

Corridor Map

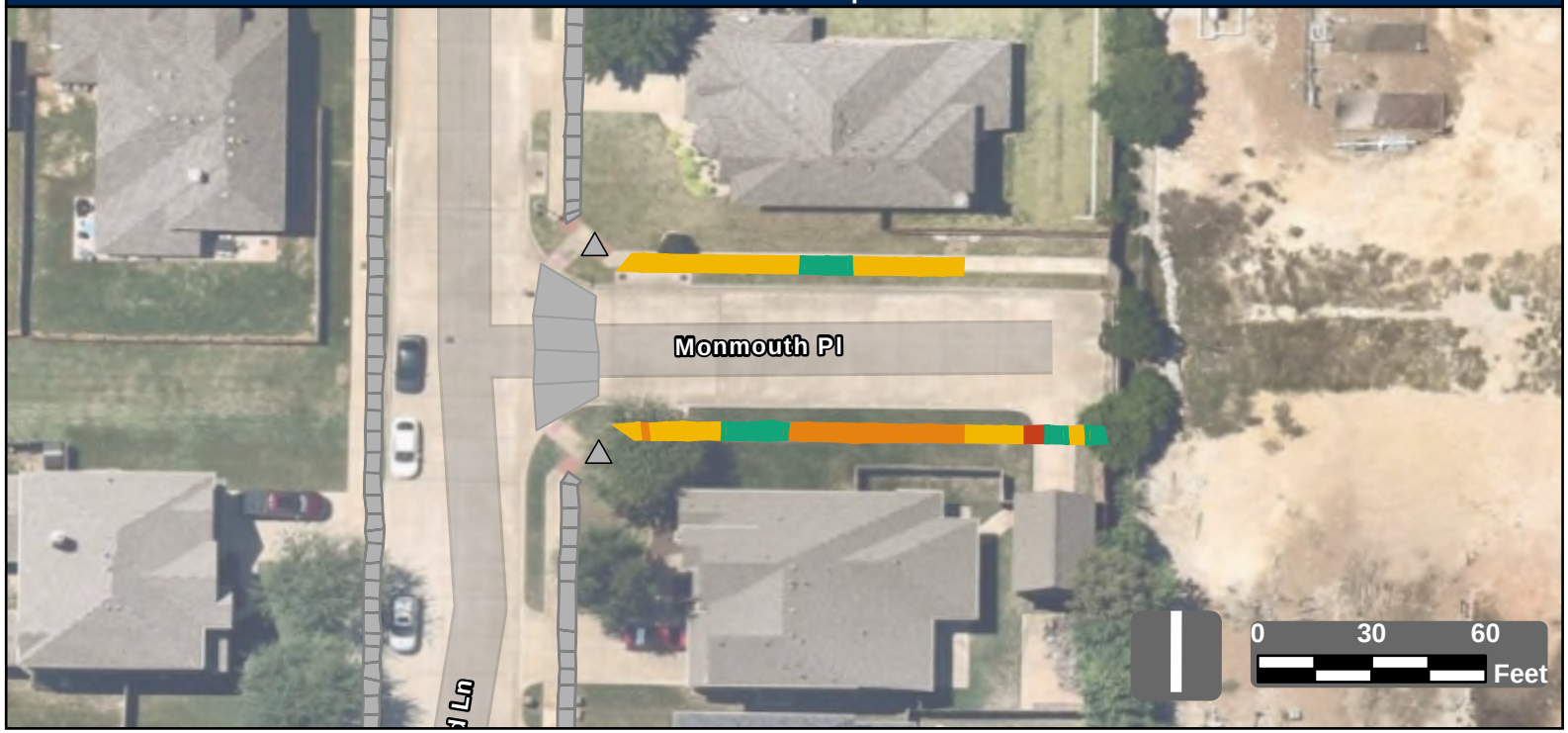

Facility Condition Summary

Sidewalks

Barrier Priority	Length (yd)		Cost
1	0	$	0
2	5	$	374
3	46	$	3,318
4	89	$	3,848
5	30	$	1,303
Total	171	$	8,843

Curb Ramps

Barrier Priority	Quantity		Cost
1	0	$	0
2	0	$	0
3	0	$	0
4	0	$	0
5	0	$	0
Total	0	$	0

Crosswalks

Barrier Priority	Length (yd)		Cost
1	0	$	0
2	0	$	0
3	0	$	0
4	0	$	0
5	0	$	0
Total	0	$	0

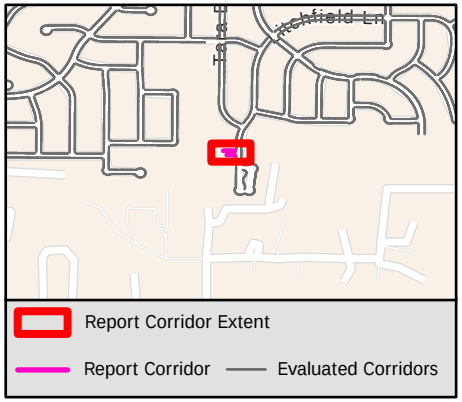

Sidewalk Barrier Summary

Pole	Quantity:	0
Fire Hydrant	Quantity:	0
Vault	Quantity:	0
Vegetation	Quantity:	0
Sign	Quantity:	0
Other	Quantity:	0

Missing Curb Ramps

Symbol	Quantity		Cost
	0	$	0

Curb Ramps Shown in Other Reports

Symbol	Quantity	Cost
	2	Other Report

Conceptual Budget Estimate Disclaimer

This "cost report" assigns a conceptual budget estimate to resolve non-compliance issues and was developed for planning purposes only. Kimley-Horn has no control over the cost of labor, materials, equipment, or over the Contractor's methods of determining prices or over competitive bidding or market conditions. Opinions of probable costs provided herein are based on the information known to Kimley-Horn at this time and represent only Kimley-Horn's judgment as a design professional familiar with the construction industry. Kimley-Horn cannot and does not guarantee that proposals, bids, or actual construction costs will not vary from its opinions of probable costs.

Sidewalk Barrier Conceptual Budget Summary

Sidewalk barriers are displayed for visual purposes only. Their associated costs are stored in the s[illegible]yer, which is costed panel-by-panel in the Facility Priority Summary.

1982

PROW Sidewalk Corridor Compliance Summary

Corridor

MONTEVERDE CT

Corridor Score & Severity

Score: 4

MEDIUM

Corridor Cost Summary

Facility Type		Cost
Sidewalk	$	14,741
Crosswalks	$	0
Curb Ramps	$	8,400
Missing Ramps	$	0

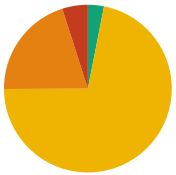

Sidewalk Barrier Priority Distribution

Priority	Percentage (%)
1	0%
2	5%
3	20%
4	72%
5	3%

Corridor Map

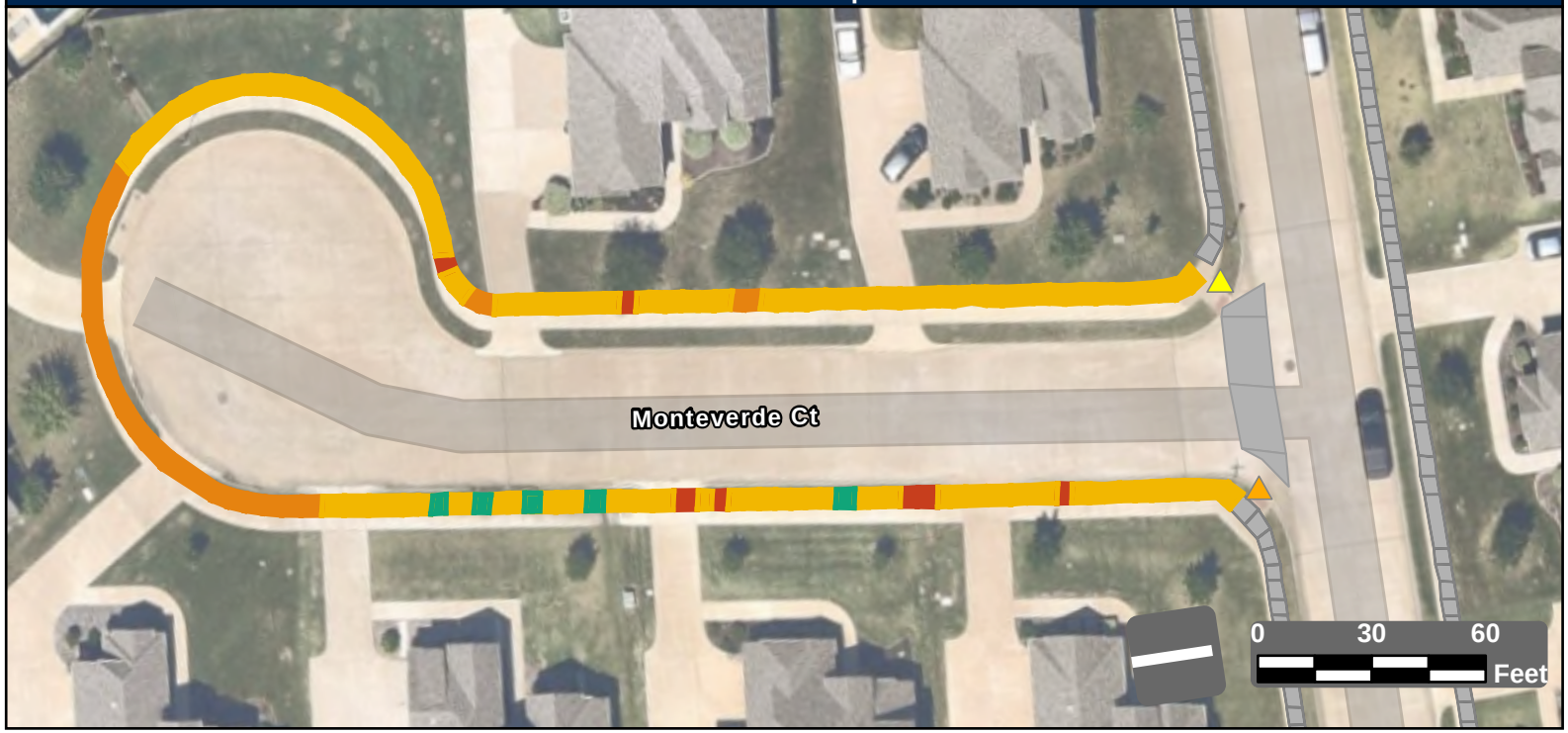

Facility Condition Summary

Sidewalks

Barrier Priority	Length (yd)		Cost
1	0	$	0
2	33	$	1,332
3	133	$	9,629
4	476	$	2,298
5	21	$	1,482
Total	662	$	14,741

Curb Ramps

Barrier Priority	Quantity		Cost
1	0	$	0
2	0	$	0
3	1	$	2,450
4	1	$	5,950
5	0	$	0
Total	2	$	8,400

Crosswalks

Barrier Priority	Length (yd)		Cost
1	0	$	0
2	0	$	0
3	0	$	0
4	0	$	0
5	0	$	0
Total	0	$	0

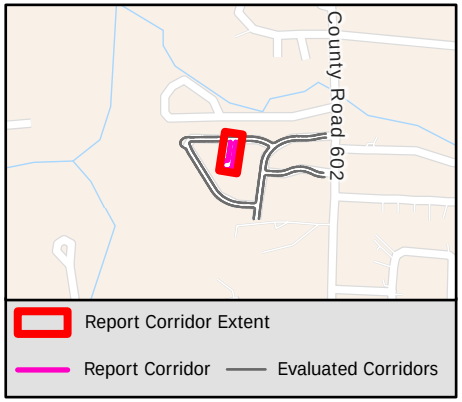

Sidewalk Barrier Summary

Pole	Quantity:	0
Fire Hydrant	Quantity:	0
Vault	Quantity:	0
Vegetation	Quantity:	0
Sign	Quantity:	0
Other	Quantity:	0

Missing Curb Ramps

Symbol	Quantity		Cost
	0	$	0

Curb Ramps Shown in Other Reports

Symbol	Quantity	Cost
	0	Other Report

Conceptual Budget Estimate Disclaimer

This "cost report" assigns a conceptual budget estimate to resolve non-compliance issues and was developed for planning purposes only. Kimley-Horn has no control over the cost of labor, materials, equipment, or over the Contractor's methods of determining prices or over competitive bidding or market conditions. Opinions of probable costs provided herein are based on the information known to Kimley-Horn at this time and represent only Kimley-Horn's judgment as a design professional familiar with the construction industry. Kimley-Horn cannot and does not guarantee that proposals, bids, or actual construction costs will not vary from its opinions of probable costs.

Sidewalk Barrier Conceptual Budget Summary

Sidewalk barriers are displayed for visual purposes only. Their associated costs are stored in the s yer, which is costed panel-by-panel in the Facility Priority Summary.

1983

THE CITY OF BURLESON TEXAS

PROW Sidewalk Corridor Compliance Summary

Kimley»Horn

Item B.

Corridor

MONTEVERDE LN

Corridor Score & Severity

Score: 5

LOW

Corridor Cost Summary

Facility Type		Cost
Sidewalk	$	6,640
Crosswalks	$	
Curb Ramps	$	9,450
Missing Ramps	$	7,000

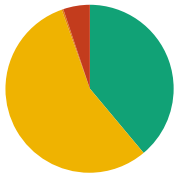

Sidewalk Barrier Priority Distribution

Priority	Percentage (%)
1	0%
2	5%
3	0%
4	56%
5	39%

Corridor Map



Facility Condition Summary

Sidewalks

Barrier Priority	Length (yd)		Cost
1	0	$	0
2	75	$	2,986
3	5	$	346
4	810	$	1,653
5	567	$	1,655
Total	1,457	$	6,640

Curb Ramps

Barrier Priority	Quantity		Cost
1	0	$	0
2	0	$	0
3	2	$	9,450
4	0	$	0
5	0	$	0
Total	2	$	9,450

Crosswalks

Barrier Priority	Length (yd)		Cost
1	0	$	0
2	0	$	0
3	0	$	0
4	0	$	0
5	52	$	
Total	52	$	

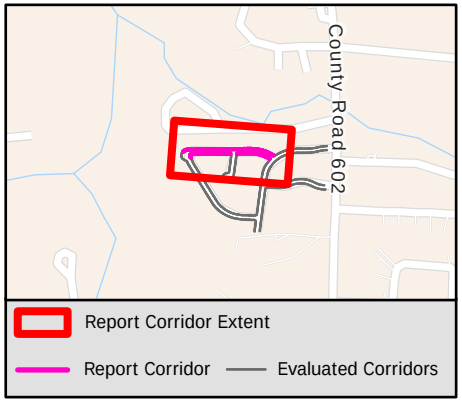

Sidewalk Barrier Summary

Pole	Quantity:	0
Fire Hydrant	Quantity:	0
Vault	Quantity:	0
Vegetation	Quantity:	0
Sign	Quantity:	0
Other	Quantity:	0

Missing Curb Ramps

Symbol	Quantity		Cost
	1	$	7,000

Curb Ramps Shown in Other Reports

Symbol	Quantity	Cost
	5	Other Report

Conceptual Budget Estimate Disclaimer

This "cost report" assigns a conceptual budget estimate to resolve non-compliance issues and was developed for planning purposes only. Kimley-Horn has no control over the cost of labor, materials, equipment, or over the Contractor's methods of determining prices or over competitive bidding or market conditions. Opinions of probable costs provided herein are based on the information known to Kimley-Horn at this time and represent only Kimley-Horn's judgment as a design professional familiar with the construction industry. Kimley-Horn cannot and does not guarantee that proposals, bids, or actual construction costs will not vary from its opinions of probable costs.

Sidewalk Barrier Conceptual Budget Summary

Sidewalk barriers are displayed for visual purposes only. Their associated costs are stored in the s yer, which is costed panel-by-panel in the Facility Priority Summary.

1984

PROW Sidewalk Corridor Compliance Summary

Corridor

MONTICELLO DR

Corridor Score & Severity

Score: 5

LOW

Corridor Cost Summary

Facility Type		Cost
Sidewalk	$	341,511
Crosswalks	$	7,673
Curb Ramps	$	46,150
Missing Ramps	$	42,000

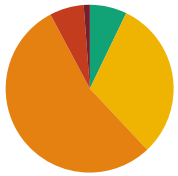

Sidewalk Barrier Priority Distribution

Priority	Percentage (%)
1	1%
2	7%
3	54%
4	31%
5	7%

Corridor Map



Facility Condition Summary

Sidewalks

Barrier Priority	Length (yd)		Cost
1	70	$	5,053
2	399	$	26,740
3	3,267	$	235,969
4	1,860	$	55,268
5	430	$	18,482
Total	6,027	$	341,511

Curb Ramps

Barrier Priority	Quantity		Cost
1	0	$	0
2	4	$	35,800
3	3	$	10,350
4	0	$	0
5	0	$	0
Total	7	$	46,150

Crosswalks

Barrier Priority	Length (yd)		Cost
1	0	$	0
2	0	$	0
3	48	$	
4	80	$	7,673
5	464	$	
Total	592	$	7,673

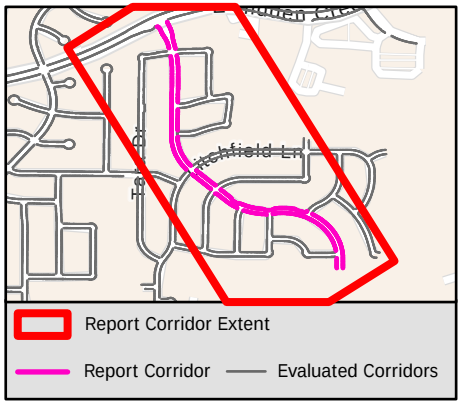

Sidewalk Barrier Summary

Pole	Quantity:	0
Fire Hydrant	Quantity:	0
Vault	Quantity:	0
Vegetation	Quantity:	0
Sign	Quantity:	0
Other	Quantity:	0

Missing Curb Ramps

Symbol	Quantity		Cost
	6	$	42,000

Curb Ramps Shown in Other Reports

Symbol	Quantity	Cost
	0	Other Report

Conceptual Budget Estimate Disclaimer

This "cost report" assigns a conceptual budget estimate to resolve non-compliance issues and was developed for planning purposes only. Kimley-Horn has no control over the cost of labor, materials, equipment, or over the Contractor's methods of determining prices or over competitive bidding or market conditions. Opinions of probable costs provided herein are based on the information known to Kimley-Horn at this time and represent only Kimley-Horn's judgment as a design professional familiar with the construction industry. Kimley-Horn cannot and does not guarantee that proposals, bids, or actual construction costs will not vary from its opinions of probable costs.

Sidewalk Barrier Conceptual Budget Summary

Sidewalk barriers are displayed for visual purposes only. Their associated costs are stored in the s yer, which is costed panel-by-panel in the Facility Priority Summary.

1985

PROW Sidewalk Corridor Compliance Summary

Item B.

Corridor

MORGAN DR

Corridor Score & Severity

Score: 5

LOW

Corridor Cost Summary

Facility Type		Cost
Sidewalk	$	461,589
Crosswalks	$	22,620
Curb Ramps	$	83,400
Missing Ramps	$	42,000

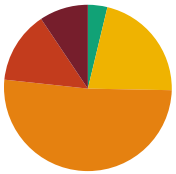

Sidewalk Barrier Priority Distribution

Priority	Percentage (%)
1	9%
2	14%
3	51%
4	22%
5	4%

Corridor Map



Facility Condition Summary

Sidewalks

Barrier Priority	Length (yd)		Cost
1	653	$	46,117
2	963	$	66,519
3	3,569	$	257,752
4	1,494	$	76,352
5	261	$	14,849
Total	6,940	$	461,589

Curb Ramps

Barrier Priority	Quantity		Cost
1	7	$	47,650
2	4	$	26,800
3	1	$	8,950
4	0	$	0
5	0	$	0
Total	12	$	83,400

Crosswalks

Barrier Priority	Length (yd)		Cost
1	0	$	0
2	0	$	0
3	44	$	0
4	219	$	22,620
5	447	$	
Total	710	$	22,620

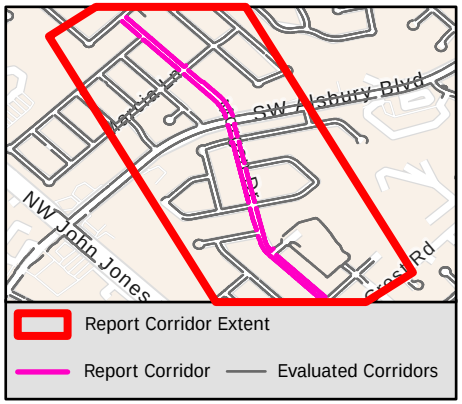

Sidewalk Barrier Summary

Pole	Quantity:	0
Fire Hydrant	Quantity:	0
Vault	Quantity:	0
Vegetation	Quantity:	0
Sign	Quantity:	0
Other	Quantity:	0

Missing Curb Ramps

Symbol	Quantity		Cost
	6	$	42,000

Curb Ramps Shown in Other Reports

Symbol	Quantity	Cost
	0	Other Report

Conceptual Budget Estimate Disclaimer

This "cost report" assigns a conceptual budget estimate to resolve non-compliance issues and was developed for planning purposes only. Kimley-Horn has no control over the cost of labor, materials, equipment, or over the Contractor's methods of determining prices or over competitive bidding or market conditions. Opinions of probable costs provided herein are based on the information known to Kimley-Horn at this time and represent only Kimley-Horn's judgment as a design professional familiar with the construction industry. Kimley-Horn cannot and does not guarantee that proposals, bids, or actual construction costs will not vary from its opinions of probable costs.

Sidewalk Barrier Conceptual Budget Summary

Sidewalk barriers are displayed for visual purposes only. Their associated costs are stored in the s yer, which is costed panel-by-panel in the Facility Priority Summary.

1986

PROW Sidewalk Corridor Compliance Summary

Corridor

MORNING GLORY DR

Corridor Score & Severity

Score: 3

MEDIUM

Corridor Cost Summary

Facility Type		Cost
Sidewalk	$	33,136
Crosswalks	$	0
Curb Ramps	$	0
Missing Ramps	$	0

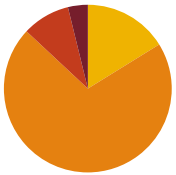

Sidewalk Barrier Priority Distribution

Priority	Percentage (%)
1	4%
2	9%
3	71%
4	16%
5	0%

Corridor Map

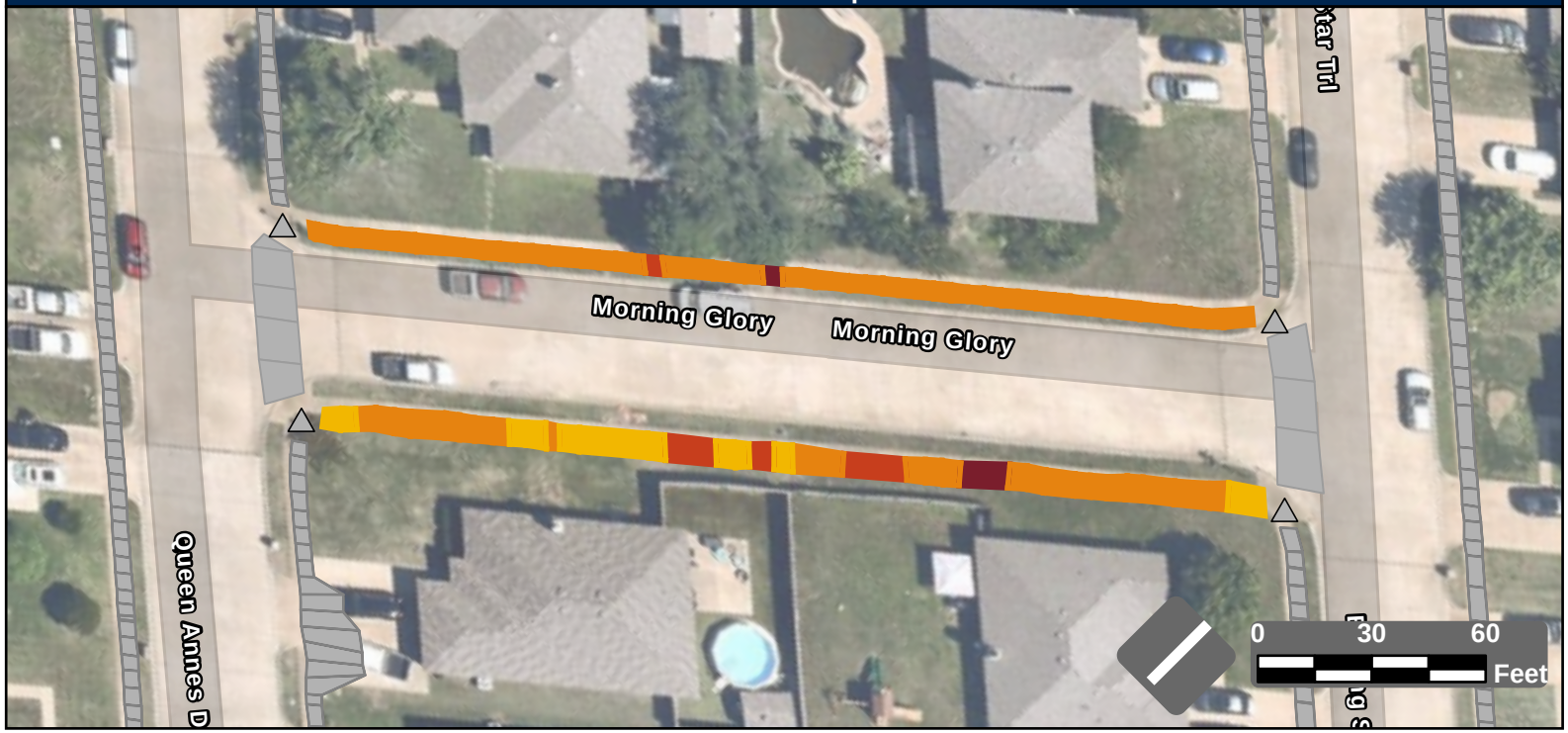

Facility Condition Summary

Sidewalks

Barrier Priority	Length (yd)		Cost
1	21	$	1,536
2	51	$	2,011
3	392	$	28,311
4	89	$	1,278
5	0	$	0
Total	554	$	33,136

Curb Ramps

Barrier Priority	Quantity		Cost
1	0	$	0
2	0	$	0
3	0	$	0
4	0	$	0
5	0	$	0
Total	0	$	0

Crosswalks

Barrier Priority	Length (yd)		Cost
1	0	$	0
2	0	$	0
3	0	$	0
4	0	$	0
5	0	$	0
Total	0	$	0

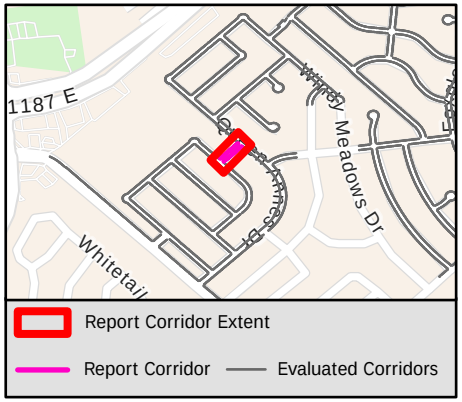

Sidewalk Barrier Summary

Pole	Quantity:	0
Fire Hydrant	Quantity:	0
Vault	Quantity:	0
Vegetation	Quantity:	0
Sign	Quantity:	0
Other	Quantity:	0

Missing Curb Ramps

Symbol	Quantity		Cost
	0	$	0

Curb Ramps Shown in Other Reports

Symbol	Quantity	Cost
	4	Other Report

Conceptual Budget Estimate Disclaimer

This "cost report" assigns a conceptual budget estimate to resolve non-compliance issues and was developed for planning purposes only. Kimley-Horn has no control over the cost of labor, materials, equipment, or over the Contractor's methods of determining prices or over competitive bidding or market conditions. Opinions of probable costs provided herein are based on the information known to Kimley-Horn at this time and represent only Kimley-Horn's judgment as a design professional familiar with the construction industry. Kimley-Horn cannot and does not guarantee that proposals, bids, or actual construction costs will not vary from its opinions of probable costs.

Sidewalk Barrier Conceptual Budget Summary

Sidewalk barriers are displayed for visual purposes only. Their associated costs are stored in the s yer, which is costed panel-by-panel in the Facility Priority Summary.

1987

THE CITY OF BURLESON TEXAS

PROW Sidewalk Corridor Compliance Summary

Kimley»Horn

Item B.

Corridor

MORNINGSIDE DR

Corridor Score & Severity

Score: 2

HIGH

Corridor Cost Summary

Facility Type		Cost
Sidewalk	$	106,824
Crosswalks	$	0
Curb Ramps	$	17,850
Missing Ramps	$	0

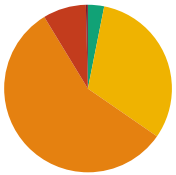

Sidewalk Barrier Priority Distribution

Priority	Percentage (%)
1	0%
2	8%
3	57%
4	31%
5	3%

Corridor Map



Facility Condition Summary

Sidewalks

Barrier Priority	Length (yd)		Cost
1	7	$	501
2	152	$	9,809
3	1,038	$	74,956
4	576	$	17,421
5	57	$	4,137
Total	1,830	$	106,824

Curb Ramps

Barrier Priority	Quantity		Cost
1	1	$	5,950
2	0	$	0
3	2	$	11,900
4	0	$	0
5	0	$	0
Total	3	$	17,850

Crosswalks

Barrier Priority	Length (yd)		Cost
1	0	$	0
2	0	$	0
3	0	$	0
4	0	$	0
5	0	$	0
Total	0	$	0

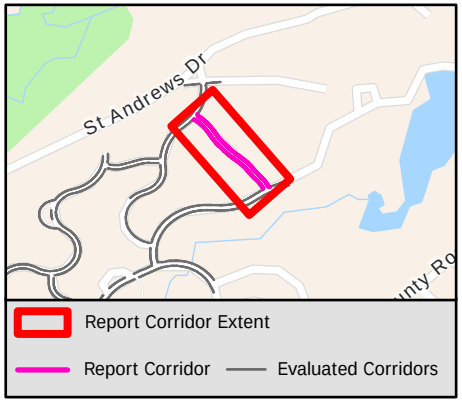

Sidewalk Barrier Summary

Pole	Quantity:	0
Fire Hydrant	Quantity:	0
Vault	Quantity:	0
Vegetation	Quantity:	0
Sign	Quantity:	0
Other	Quantity:	0

Missing Curb Ramps

Symbol	Quantity		Cost
	0	$	0

Curb Ramps Shown in Other Reports

Symbol	Quantity	Cost
	1	Other Report

Conceptual Budget Estimate Disclaimer

This "cost report" assigns a conceptual budget estimate to resolve non-compliance issues and was developed for planning purposes only. Kimley-Horn has no control over the cost of labor, materials, equipment, or over the Contractor's methods of determining prices or over competitive bidding or market conditions. Opinions of probable costs provided herein are based on the information known to Kimley-Horn at this time and represent only Kimley-Horn's judgment as a design professional familiar with the construction industry. Kimley-Horn cannot and does not guarantee that proposals, bids, or actual construction costs will not vary from its opinions of probable costs.

Sidewalk Barrier Conceptual Budget Summary

Sidewalk barriers are displayed for visual purposes only. Their associated costs are stored in the s… yer, which is costed panel-by-panel in the Facility Priority Summary.

1988

PROW Sidewalk Corridor Compliance Summary

Corridor

MOURNING DOVE DR

Corridor Score & Severity

Score: 4

MEDIUM

Corridor Cost Summary

Facility Type		Cost
Sidewalk	$	178,728
Crosswalks	$	0
Curb Ramps	$	0
Missing Ramps	$	0

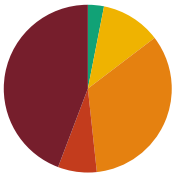

Sidewalk Barrier Priority Distribution

Priority	Percentage (%)
1	44%
2	7%
3	34%
4	12%
5	3%

Corridor Map

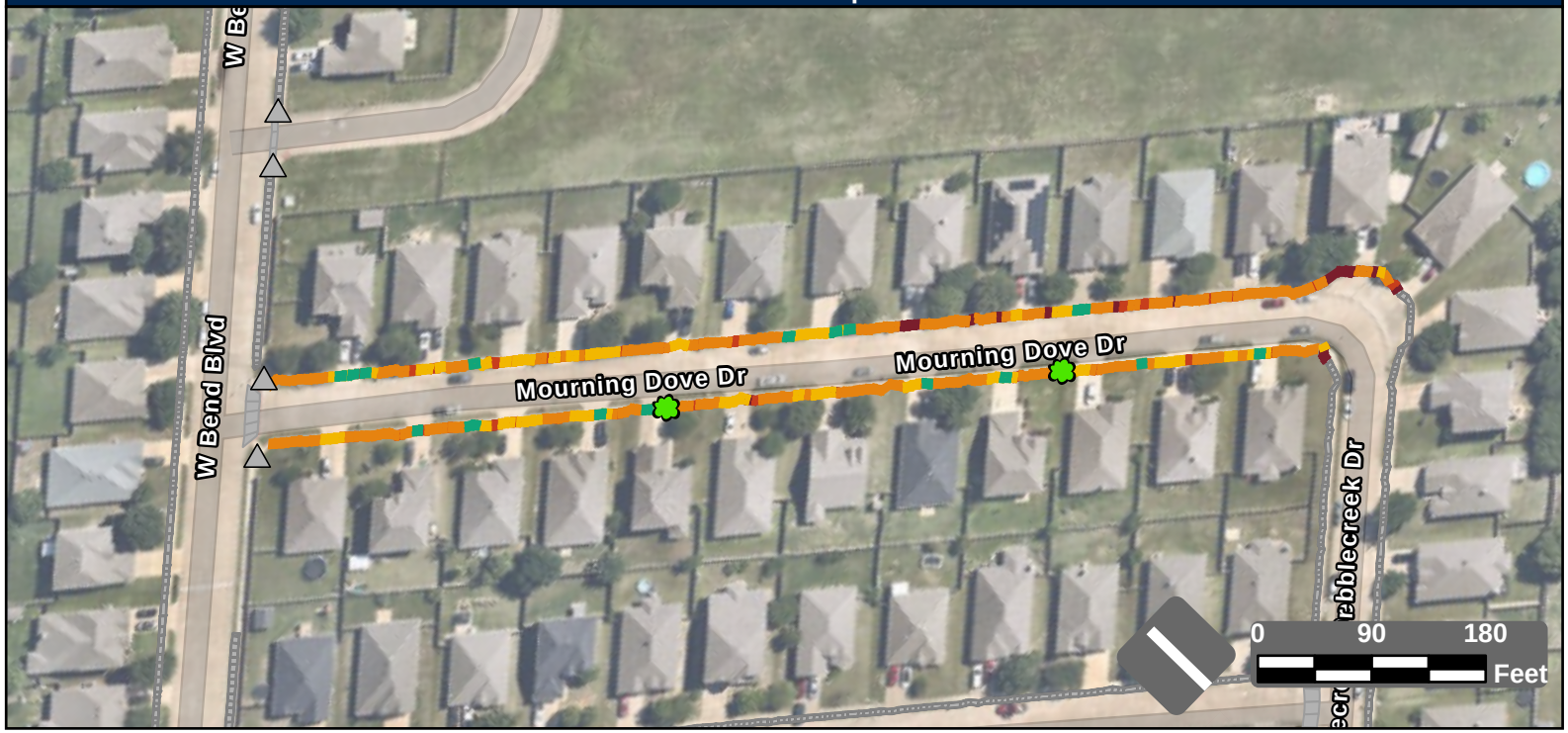

Facility Condition Summary

Sidewalks

Barrier Priority	Length (yd)		Cost
1	1,165	$	83,986
2	197	$	13,744
3	886	$	64,003
4	305	$	11,118
5	81	$	5,877
Total	2,634	$	178,728

Curb Ramps

Barrier Priority	Quantity		Cost
1	0	$	0
2	0	$	0
3	0	$	0
4	0	$	0
5	0	$	0
Total	0	$	0

Crosswalks

Barrier Priority	Length (yd)		Cost
1	0	$	0
2	0	$	0
3	0	$	0
4	0	$	0
5	0	$	0
Total	0	$	0

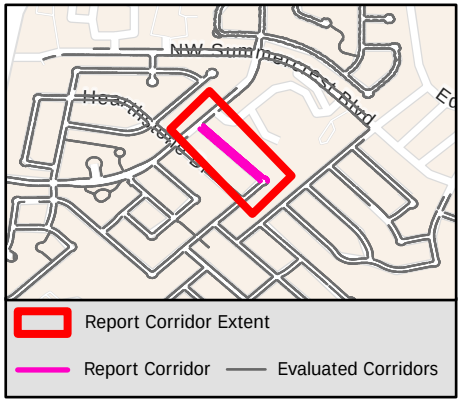

Sidewalk Barrier Summary

Pole	Quantity:	0
Fire Hydrant	Quantity:	0
Vault	Quantity:	0
Vegetation	Quantity:	2
Sign	Quantity:	0
Other	Quantity:	0

Missing Curb Ramps

Symbol	Quantity		Cost
	0	$	0

Curb Ramps Shown in Other Reports

Symbol	Quantity	Cost
	5	Other Report

Conceptual Budget Estimate Disclaimer

This "cost report" assigns a conceptual budget estimate to resolve non-compliance issues and was developed for planning purposes only. Kimley-Horn has no control over the cost of labor, materials, equipment, or over the Contractor's methods of determining prices or over competitive bidding or market conditions. Opinions of probable costs provided herein are based on the information known to Kimley-Horn at this time and represent only Kimley-Horn's judgment as a design professional familiar with the construction industry. Kimley-Horn cannot and does not guarantee that proposals, bids, or actual construction costs will not vary from its opinions of probable costs.

Sidewalk Barrier Conceptual Budget Summary

Sidewalk barriers are displayed for visual purposes only. Their associated costs are stored in the s yer, which is costed panel-by-panel in the Facility Priority Summary.

1989

PROW Sidewalk Corridor Compliance Summary

Corridor

NAOMI CT

Corridor Score & Severity

Score: 3

MEDIUM

Corridor Cost Summary

Facility Type		Cost
Sidewalk	$	29,303
Crosswalks	$	0
Curb Ramps	$	0
Missing Ramps	$	0

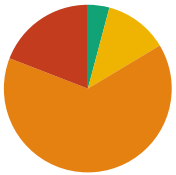

Sidewalk Barrier Priority Distribution

Priority	Percentage (%)
1	0%
2	19%
3	64%
4	12%
5	4%

Corridor Map

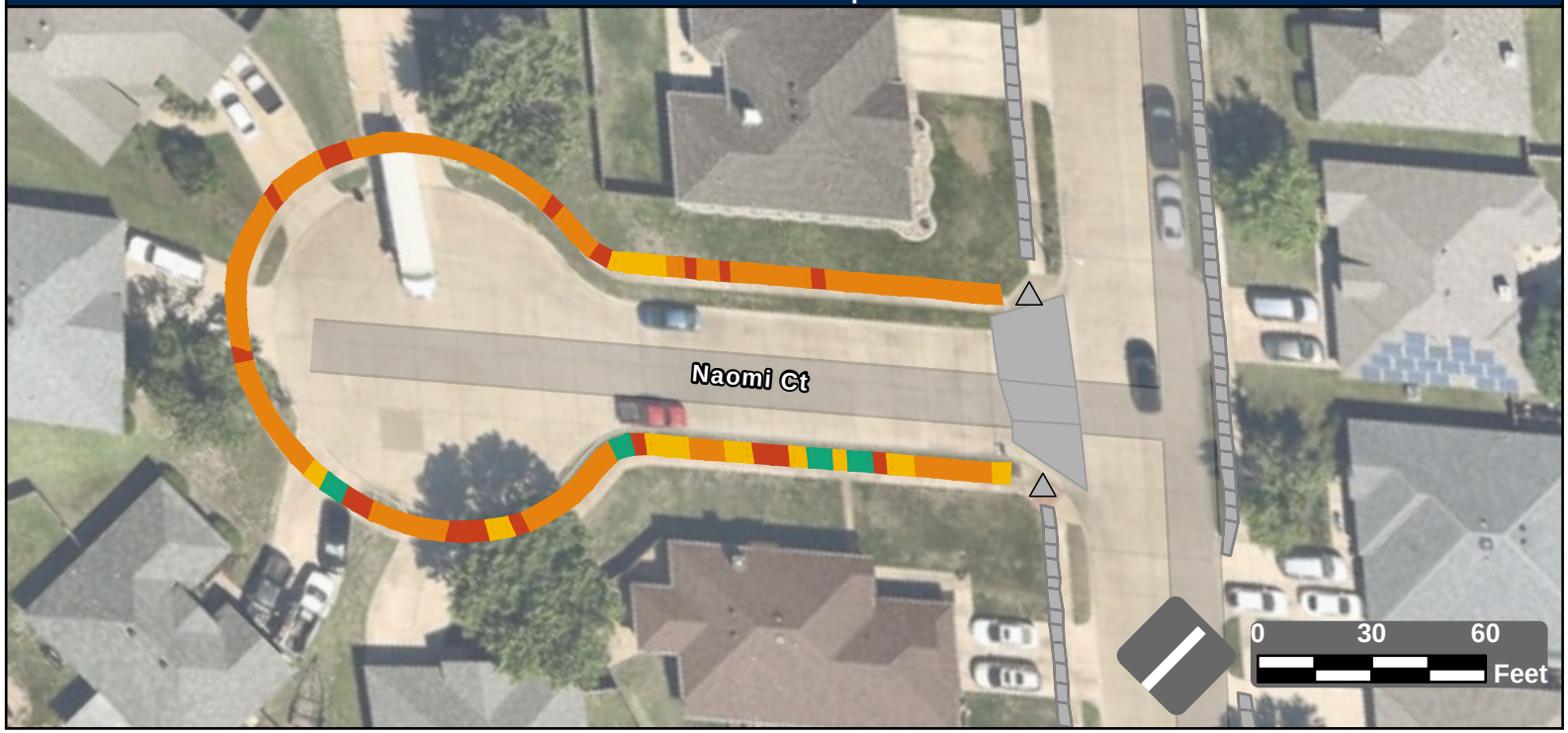

Facility Condition Summary

Sidewalks

Barrier Priority	Length (yd)		Cost
1	0	$	0
2	82	$	5,902
3	276	$	19,902
4	52	$	2,220
5	18	$	1,279
Total	427	$	29,303

Curb Ramps

Barrier Priority	Quantity		Cost
1	0	$	0
2	0	$	0
3	0	$	0
4	0	$	0
5	0	$	0
Total	0	$	0

Crosswalks

Barrier Priority	Length (yd)		Cost
1	0	$	0
2	0	$	0
3	0	$	0
4	0	$	0
5	0	$	0
Total	0	$	0

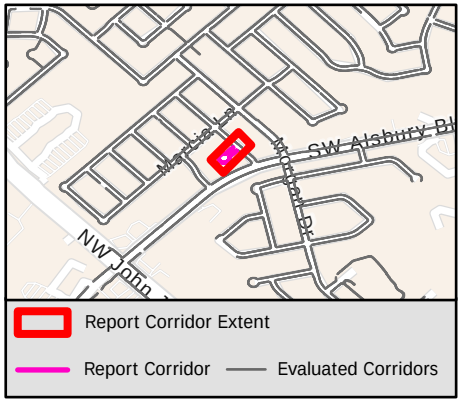

Sidewalk Barrier Summary

Pole	Quantity:	0
Fire Hydrant	Quantity:	0
Vault	Quantity:	0
Vegetation	Quantity:	0
Sign	Quantity:	0
Other	Quantity:	0

Missing Curb Ramps

Symbol	Quantity		Cost
	0	$	0

Curb Ramps Shown in Other Reports

Symbol	Quantity	Cost
	2	Other Report

Conceptual Budget Estimate Disclaimer

This "cost report" assigns a conceptual budget estimate to resolve non-compliance issues and was developed for planning purposes only. Kimley-Horn has no control over the cost of labor, materials, equipment, or over the Contractor's methods of determining prices or over competitive bidding or market conditions. Opinions of probable costs provided herein are based on the information known to Kimley-Horn at this time and represent only Kimley-Horn's judgment as a design professional familiar with the construction industry. Kimley-Horn cannot and does not guarantee that proposals, bids, or actual construction costs will not vary from its opinions of probable costs.

Sidewalk Barrier Conceptual Budget Summary

Sidewalk barriers are displayed for visual purposes only. Their associated costs are stored in the s[illegible]yer, which is costed panel-by-panel in the Facility Priority Summary.

1990

PROW Sidewalk Corridor Compliance Summary

Corridor

NATHAN ST

Corridor Score & Severity

Score: 3
MEDIUM

Corridor Cost Summary

Facility Type		Cost
Sidewalk	$	0
Crosswalks	$	0
Curb Ramps	$	12,800
Missing Ramps	$	0

Sidewalk Barrier Priority Distribution

Priority	Percentage (%)
1	%
2	%
3	%
4	%
5	%

Corridor Map



Facility Condition Summary

Sidewalks

Barrier Priority	Length (yd)		Cost
1	0	$	0
2	0	$	0
3	0	$	0
4	0	$	0
5	0	$	0
Total	0	$	0

Curb Ramps

Barrier Priority	Quantity		Cost
1	0	$	0
2	0	$	0
3	3	$	6,850
4	1	$	5,950
5	0	$	0
Total	4	$	12,800

Crosswalks

Barrier Priority	Length (yd)		Cost
1	0	$	0
2	0	$	0
3	0	$	0
4	0	$	0
5	0	$	0
Total	0	$	0

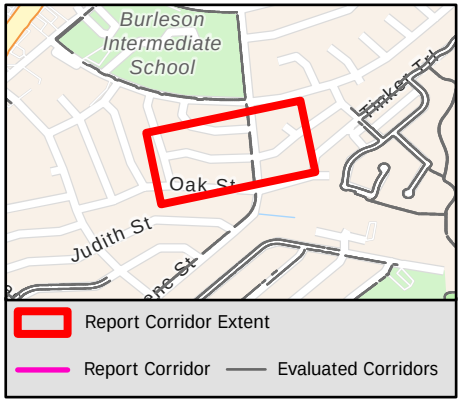

Sidewalk Barrier Summary

Pole	Quantity:	0
Fire Hydrant	Quantity:	0
Vault	Quantity:	0
Vegetation	Quantity:	0
Sign	Quantity:	0
Other	Quantity:	0

Missing Curb Ramps

Symbol	Quantity		Cost
	0	$	0

Curb Ramps Shown in Other Reports

Symbol	Quantity	Cost
	4	Other Report

Conceptual Budget Estimate Disclaimer

This "cost report" assigns a conceptual budget estimate to resolve non-compliance issues and was developed for planning purposes only. Kimley-Horn has no control over the cost of labor, materials, equipment, or over the Contractor's methods of determining prices or over competitive bidding or market conditions. Opinions of probable costs provided herein are based on the information known to Kimley-Horn at this time and represent only Kimley-Horn's judgment as a design professional familiar with the construction industry. Kimley-Horn cannot and does not guarantee that proposals, bids, or actual construction costs will not vary from its opinions of probable costs.

Sidewalk Barrier Conceptual Budget Summary

Sidewalk barriers are displayed for visual purposes only. Their associated costs are stored in the s… yer, which is costed panel-by-panel in the Facility Priority Summary.

1991

PROW Sidewalk Corridor Compliance Summary

Corridor

NICOLE DR

Corridor Score & Severity

Score: 2

HIGH

Corridor Cost Summary

Facility Type		Cost
Sidewalk	$	0
Crosswalks	$	0
Curb Ramps	$	11,900
Missing Ramps	$	0

Sidewalk Barrier Priority Distribution

Priority	Percentage (%)
1	%
2	%
3	%
4	%
5	%

Corridor Map



Facility Condition Summary

Sidewalks

Barrier Priority	Length (yd)		Cost
1	0	$	0
2	0	$	0
3	0	$	0
4	0	$	0
5	0	$	0
Total	0	$	0

Curb Ramps

Barrier Priority	Quantity		Cost
1	0	$	0
2	1	$	5,950
3	1	$	5,950
4	0	$	0
5	0	$	0
Total	2	$	11,900

Crosswalks

Barrier Priority	Length (yd)		Cost
1	0	$	0
2	0	$	0
3	0	$	0
4	0	$	0
5	0	$	0
Total	0	$	0

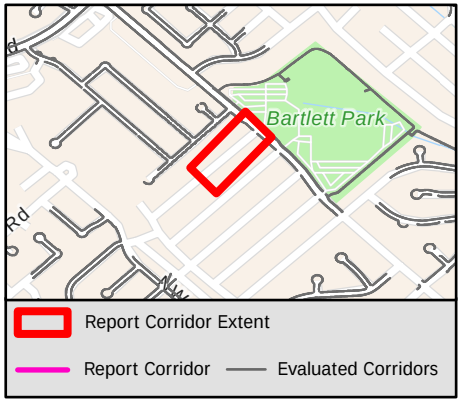

Sidewalk Barrier Summary

Pole	Quantity:	0
Fire Hydrant	Quantity:	0
Vault	Quantity:	0
Vegetation	Quantity:	0
Sign	Quantity:	0
Other	Quantity:	0

Missing Curb Ramps

Symbol	Quantity		Cost
	0	$	0

Curb Ramps Shown in Other Reports

Symbol	Quantity	Cost
	0	Other Report

Conceptual Budget Estimate Disclaimer

This "cost report" assigns a conceptual budget estimate to resolve non-compliance issues and was developed for planning purposes only. Kimley-Horn has no control over the cost of labor, materials, equipment, or over the Contractor's methods of determining prices or over competitive bidding or market conditions. Opinions of probable costs provided herein are based on the information known to Kimley-Horn at this time and represent only Kimley-Horn's judgment as a design professional familiar with the construction industry. Kimley-Horn cannot and does not guarantee that proposals, bids, or actual construction costs will not vary from its opinions of probable costs.

Sidewalk Barrier Conceptual Budget Summary

Sidewalk barriers are displayed for visual purposes only. Their associated costs are stored in the s yer, which is costed panel-by-panel in the Facility Priority Summary.

1992

PROW Sidewalk Corridor Compliance Summary

Corridor

NINA DR

Corridor Score & Severity

Score: 5

LOW

Corridor Cost Summary

Facility Type		Cost
Sidewalk	$	66,969
Crosswalks	$	0
Curb Ramps	$	17,900
Missing Ramps	$	0

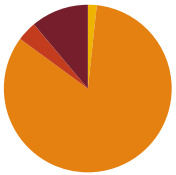

Sidewalk Barrier Priority Distribution

Priority	Percentage (%)
1	11%
2	4%
3	83%
4	2%
5	0%

Corridor Map

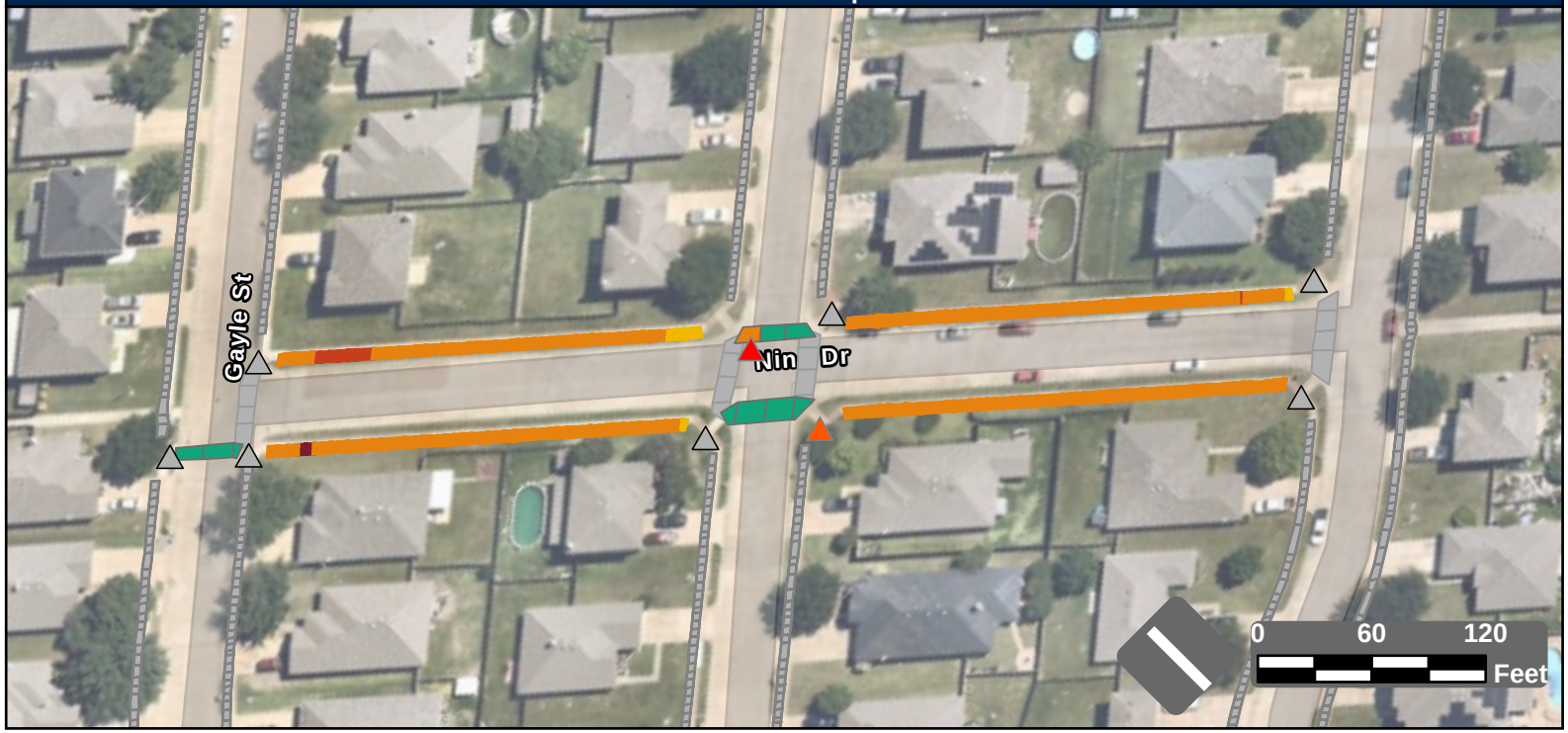

Facility Condition Summary

Sidewalks

Barrier Priority	Length (yd)		Cost
1	103	$	7,448
2	35	$	2,545
3	773	$	55,834
4	16	$	1,143
5	0	$	0
Total	927	$	66,969

Curb Ramps

Barrier Priority	Quantity		Cost
1	1	$	8,950
2	1	$	8,950
3	0	$	0
4	0	$	0
5	0	$	0
Total	2	$	17,900

Crosswalks

Barrier Priority	Length (yd)		Cost
1	0	$	0
2	0	$	0
3	11	$	0
4	0	$	0
5	102	$	
Total	113	$	0

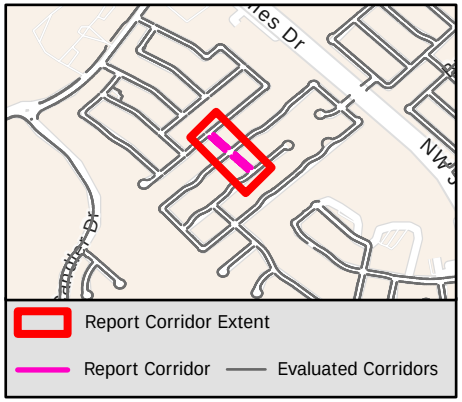

Sidewalk Barrier Summary

Pole	Quantity:	0
Fire Hydrant	Quantity:	0
Vault	Quantity:	0
Vegetation	Quantity:	0
Sign	Quantity:	0
Other	Quantity:	0

Missing Curb Ramps

Symbol	Quantity		Cost
	0	$	0

Curb Ramps Shown in Other Reports

Symbol	Quantity	Cost
	7	Other Report

Conceptual Budget Estimate Disclaimer

This "cost report" assigns a conceptual budget estimate to resolve non-compliance issues and was developed for planning purposes only. Kimley-Horn has no control over the cost of labor, materials, equipment, or over the Contractor's methods of determining prices or over competitive bidding or market conditions. Opinions of probable costs provided herein are based on the information known to Kimley-Horn at this time and represent only Kimley-Horn's judgment as a design professional familiar with the construction industry. Kimley-Horn cannot and does not guarantee that proposals, bids, or actual construction costs will not vary from its opinions of probable costs.

Sidewalk Barrier Conceptual Budget Summary

Sidewalk barriers are displayed for visual purposes only. Their associated costs are stored in the s[illegible]yer, which is costed panel-by-panel in the Facility Priority Summary.

1993

PROW Sidewalk Corridor Compliance Summary

Corridor

NOB HILL DR

Corridor Score & Severity

Score: 4

MEDIUM

Corridor Cost Summary

Facility Type		Cost
Sidewalk	$	51,041
Crosswalks	$	2,662
Curb Ramps	$	11,900
Missing Ramps	$	0

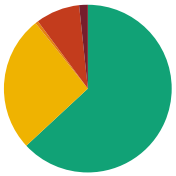

Sidewalk Barrier Priority Distribution

Priority	Percentage (%)
1	2%
2	8%
3	1%
4	26%
5	63%

Corridor Map



Facility Condition Summary

Sidewalks

Barrier Priority	Length (yd)		Cost
1	28	$	1,412
2	144	$	7,403
3	9	$	681
4	446	$	32,225
5	1,074	$	9,321
Total	1,702	$	51,041

Curb Ramps

Barrier Priority	Quantity		Cost
1	0	$	0
2	0	$	0
3	2	$	11,900
4	0	$	0
5	0	$	0
Total	2	$	11,900

Crosswalks

Barrier Priority	Length (yd)		Cost
1	0	$	0
2	0	$	0
3	0	$	0
4	20	$	2,662
5	8	$	
Total	28	$	2,662

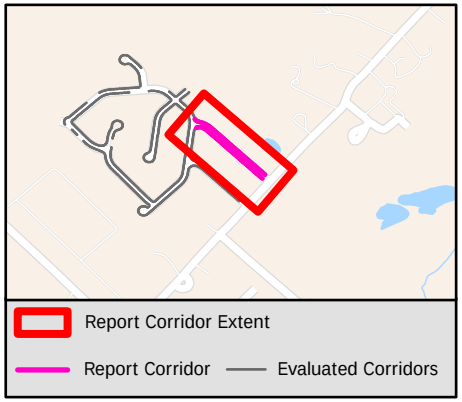

Sidewalk Barrier Summary

Pole	Quantity:	0
Fire Hydrant	Quantity:	0
Vault	Quantity:	0
Vegetation	Quantity:	0
Sign	Quantity:	0
Other	Quantity:	0

Missing Curb Ramps

Symbol	Quantity		Cost
	0	$	0

Curb Ramps Shown in Other Reports

Symbol	Quantity	Cost
	4	Other Report

Conceptual Budget Estimate Disclaimer

This "cost report" assigns a conceptual budget estimate to resolve non-compliance issues and was developed for planning purposes only. Kimley-Horn has no control over the cost of labor, materials, equipment, or over the Contractor's methods of determining prices or over competitive bidding or market conditions. Opinions of probable costs provided herein are based on the information known to Kimley-Horn at this time and represent only Kimley-Horn's judgment as a design professional familiar with the construction industry. Kimley-Horn cannot and does not guarantee that proposals, bids, or actual construction costs will not vary from its opinions of probable costs.

Sidewalk Barrier Conceptual Budget Summary

Sidewalk barriers are displayed for visual purposes only. Their associated costs are stored in the s yer, which is costed panel-by-panel in the Facility Priority Summary.

1994

PROW Sidewalk Corridor Compliance Summary

Corridor

NORTHVIEW TER

Corridor Score & Severity

Score: 3

MEDIUM

Corridor Cost Summary

Facility Type		Cost
Sidewalk	$	31,276
Crosswalks	$	0
Curb Ramps	$	0
Missing Ramps	$	0

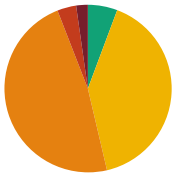

Sidewalk Barrier Priority Distribution

Priority	Percentage (%)
1	2%
2	4%
3	48%
4	41%
5	6%

Corridor Map

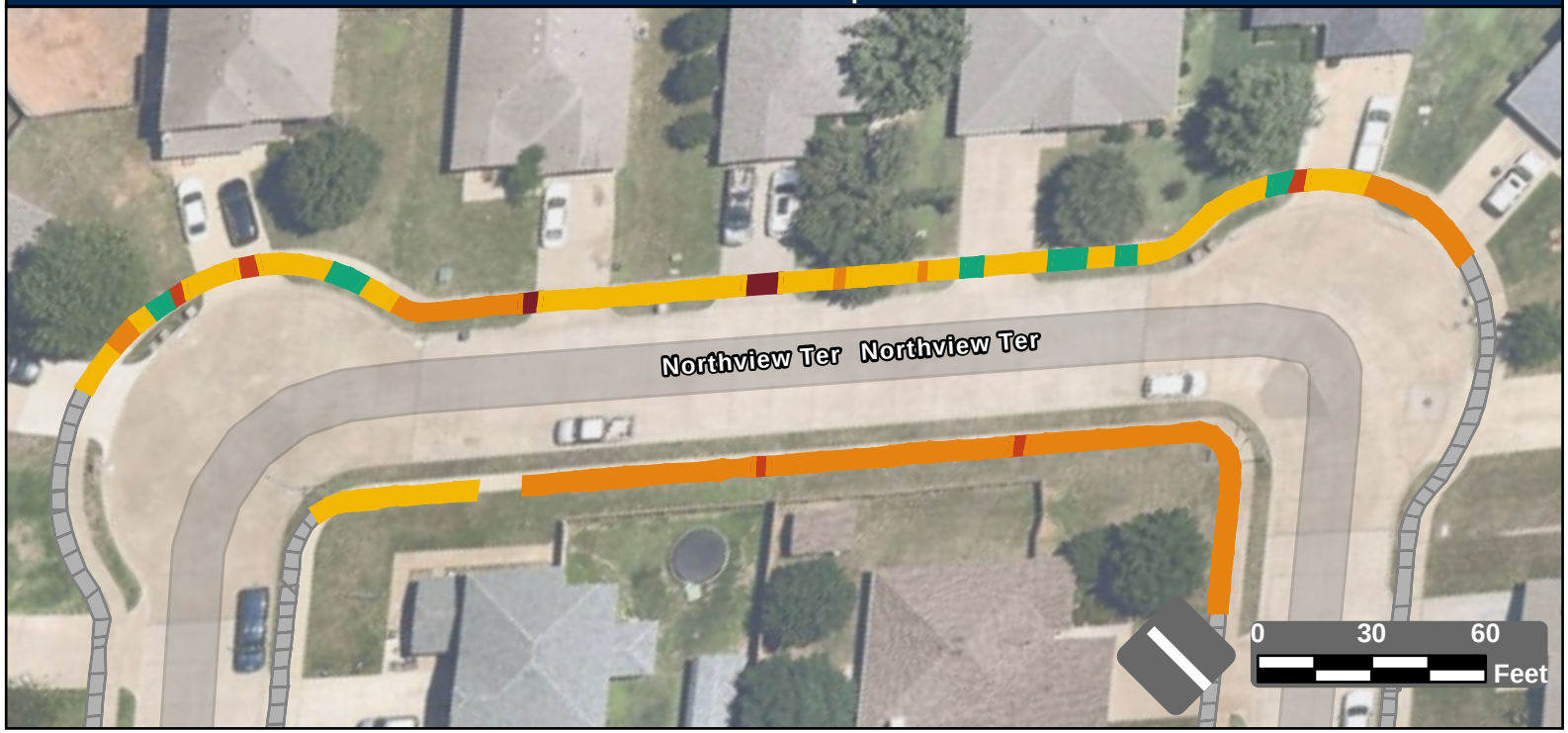

Facility Condition Summary

Sidewalks

Barrier Priority	Length (yd)		Cost
1	13	$	774
2	21	$	1,040
3	278	$	20,088
4	237	$	6,979
5	33	$	2,394
Total	582	$	31,276

Curb Ramps

Barrier Priority	Quantity		Cost
1	0	$	0
2	0	$	0
3	0	$	0
4	0	$	0
5	0	$	0
Total	0	$	0

Crosswalks

Barrier Priority	Length (yd)		Cost
1	0	$	0
2	0	$	0
3	0	$	0
4	0	$	0
5	0	$	0
Total	0	$	0

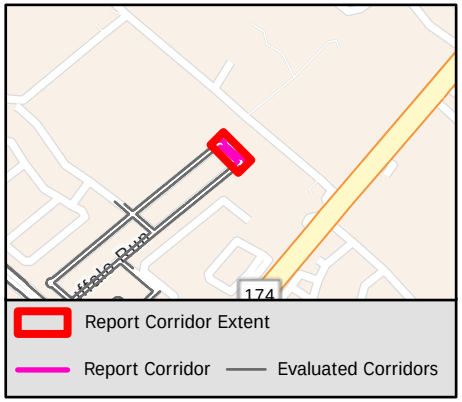

Sidewalk Barrier Summary

Pole	Quantity:	0
Fire Hydrant	Quantity:	0
Vault	Quantity:	0
Vegetation	Quantity:	0
Sign	Quantity:	0
Other	Quantity:	0

Missing Curb Ramps

Symbol	Quantity		Cost
	0	$	0

Curb Ramps Shown in Other Reports

Symbol	Quantity	Cost
	0	Other Report

Conceptual Budget Estimate Disclaimer

This "cost report" assigns a conceptual budget estimate to resolve non-compliance issues and was developed for planning purposes only. Kimley-Horn has no control over the cost of labor, materials, equipment, or over the Contractor's methods of determining prices or over competitive bidding or market conditions. Opinions of probable costs provided herein are based on the information known to Kimley-Horn at this time and represent only Kimley-Horn's judgment as a design professional familiar with the construction industry. Kimley-Horn cannot and does not guarantee that proposals, bids, or actual construction costs will not vary from its opinions of probable costs.

Sidewalk Barrier Conceptual Budget Summary

Sidewalk barriers are displayed for visual purposes only. Their associated costs are stored in the s yer, which is costed panel-by-panel in the Facility Priority Summary.

1995

PROW Sidewalk Corridor Compliance Summary

Corridor

NUTMEG AVE

Corridor Score & Severity

Score: 4
MEDIUM

Corridor Cost Summary

Facility Type		Cost
Sidewalk	$	193,403
Crosswalks	$	6,399
Curb Ramps	$	23,850
Missing Ramps	$	14,000

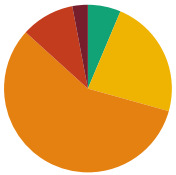

Sidewalk Barrier Priority Distribution

Priority	Percentage (%)
1	3%
2	10%
3	57%
4	23%
5	6%

Corridor Map



Facility Condition Summary

Sidewalks

Barrier Priority	Length (yd)		Cost
1	92	$	6,263
2	317	$	21,517
3	1,767	$	127,638
4	707	$	24,750
5	196	$	13,235
Total	3,079	$	193,403

Curb Ramps

Barrier Priority	Quantity		Cost
1	1	$	5,950
2	2	$	17,900
3	0	$	0
4	0	$	0
5	0	$	0
Total	3	$	23,850

Crosswalks

Barrier Priority	Length (yd)		Cost
1	0	$	0
2	0	$	0
3	56	$	2,675
4	55	$	3,724
5	165	$	
Total	276	$	6,399

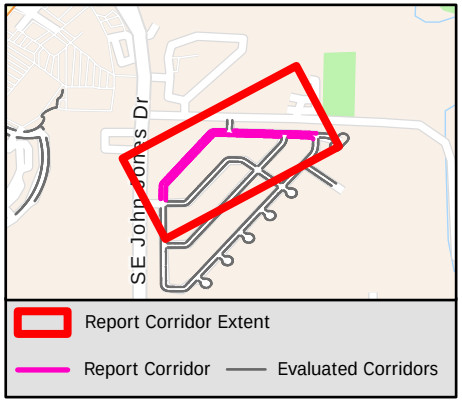

Sidewalk Barrier Summary

Pole	Quantity:	0
Fire Hydrant	Quantity:	0
Vault	Quantity:	0
Vegetation	Quantity:	0
Sign	Quantity:	0
Other	Quantity:	0

Missing Curb Ramps

Symbol	Quantity		Cost
	2	$	14,000

Curb Ramps Shown in Other Reports

Symbol	Quantity	Cost
	12	Other Report

Conceptual Budget Estimate Disclaimer

This "cost report" assigns a conceptual budget estimate to resolve non-compliance issues and was developed for planning purposes only. Kimley-Horn has no control over the cost of labor, materials, equipment, or over the Contractor's methods of determining prices or over competitive bidding or market conditions. Opinions of probable costs provided herein are based on the information known to Kimley-Horn at this time and represent only Kimley-Horn's judgment as a design professional familiar with the construction industry. Kimley-Horn cannot and does not guarantee that proposals, bids, or actual construction costs will not vary from its opinions of probable costs.

Sidewalk Barrier Conceptual Budget Summary

Sidewalk barriers are displayed for visual purposes only. Their associated costs are stored in the s yer, which is costed panel-by-panel in the Facility Priority Summary.

1996

PROW Sidewalk Corridor Compliance Summary

Corridor

NUTMEG CT

Corridor Score & Severity

Score: 2

HIGH

Corridor Cost Summary

Facility Type		Cost
Sidewalk	$	44,337
Crosswalks	$	0
Curb Ramps	$	7,450
Missing Ramps	$	7,000

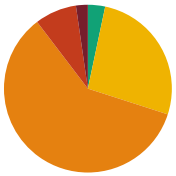

Sidewalk Barrier Priority Distribution

Priority	Percentage (%)
1	2%
2	8%
3	62%
4	24%
5	3%

Corridor Map



Facility Condition Summary

Sidewalks

Barrier Priority	Length (yd)		Cost
1	15	$	956
2	58	$	3,695
3	459	$	33,126
4	180	$	9,585
5	23	$	1,233
Total	676	$	44,337

Curb Ramps

Barrier Priority	Quantity		Cost
1	0	$	0
2	1	$	7,450
3	0	$	0
4	0	$	0
5	0	$	0
Total	1	$	7,450

Crosswalks

Barrier Priority	Length (yd)		Cost
1	0	$	0
2	0	$	0
3	0	$	0
4	0	$	0
5	0	$	0
Total	0	$	0

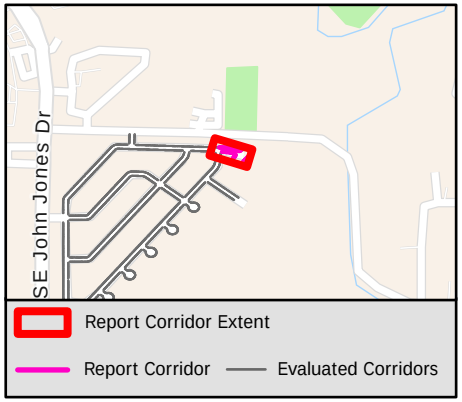

Sidewalk Barrier Summary

Pole	Quantity:	0
Fire Hydrant	Quantity:	0
Vault	Quantity:	0
Vegetation	Quantity:	0
Sign	Quantity:	0
Other	Quantity:	0

Missing Curb Ramps

Symbol	Quantity		Cost
	1	$	7,000

Curb Ramps Shown in Other Reports

Symbol	Quantity	Cost
	1	Other Report

Conceptual Budget Estimate Disclaimer

This "cost report" assigns a conceptual budget estimate to resolve non-compliance issues and was developed for planning purposes only. Kimley-Horn has no control over the cost of labor, materials, equipment, or over the Contractor's methods of determining prices or over competitive bidding or market conditions. Opinions of probable costs provided herein are based on the information known to Kimley-Horn at this time and represent only Kimley-Horn's judgment as a design professional familiar with the construction industry. Kimley-Horn cannot and does not guarantee that proposals, bids, or actual construction costs will not vary from its opinions of probable costs.

Sidewalk Barrier Conceptual Budget Summary

Sidewalk barriers are displayed for visual purposes only. Their associated costs are stored in the s[illegible]yer, which is costed panel-by-panel in the Facility Priority Summary.

1997

PROW Sidewalk Corridor Compliance Summary

Corridor

OAK CREST CT

Corridor Score & Severity

Score: 4
MEDIUM

Corridor Cost Summary

Facility Type		Cost
Sidewalk	$	21,574
Crosswalks	$	1,900
Curb Ramps	$	5,950
Missing Ramps	$	0

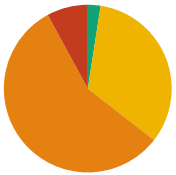

Sidewalk Barrier Priority Distribution

Priority	Percentage (%)
1	0%
2	8%
3	57%
4	33%
5	2%

Corridor Map

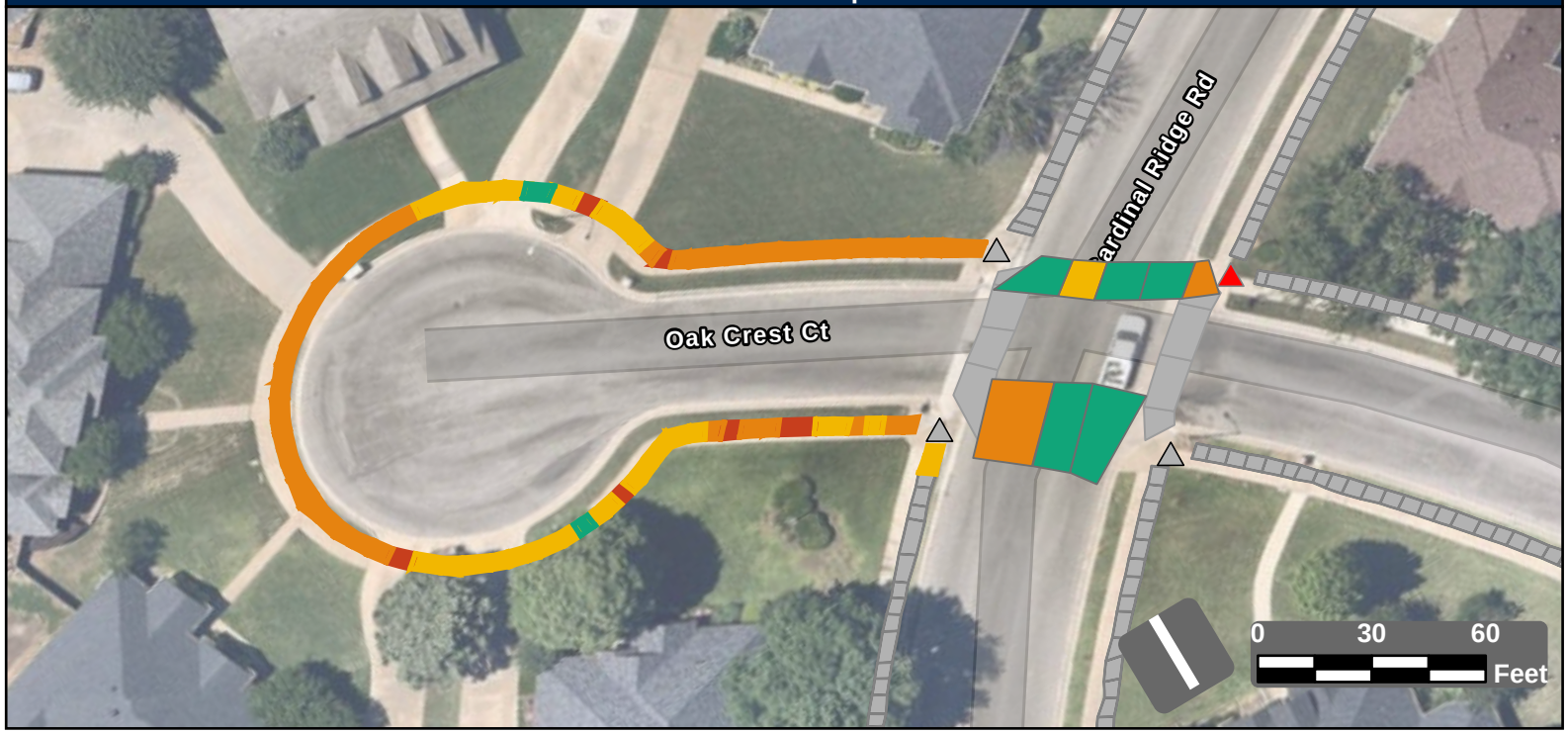

Facility Condition Summary

Sidewalks

Barrier Priority	Length (yd)		Cost
1	0	$	0
2	29	$	1,928
3	206	$	14,897
4	121	$	4,110
5	9	$	639
Total	365	$	21,574

Curb Ramps

Barrier Priority	Quantity		Cost
1	1	$	5,950
2	0	$	0
3	0	$	0
4	0	$	0
5	0	$	0
Total	1	$	5,950

Crosswalks

Barrier Priority	Length (yd)		Cost
1	0	$	0
2	0	$	0
3	42	$	0
4	10	$	1,900
5	87	$	
Total	138	$	1,900

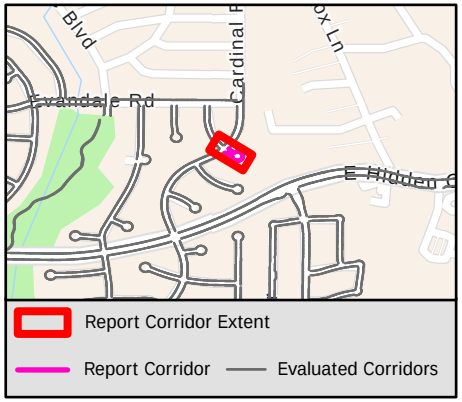

Sidewalk Barrier Summary

Pole	Quantity:	0
Fire Hydrant	Quantity:	0
Vault	Quantity:	0
Vegetation	Quantity:	0
Sign	Quantity:	0
Other	Quantity:	0

Missing Curb Ramps

Symbol	Quantity		Cost
	0	$	0

Curb Ramps Shown in Other Reports

Symbol	Quantity	Cost
	3	Other Report

Conceptual Budget Estimate Disclaimer

This "cost report" assigns a conceptual budget estimate to resolve non-compliance issues and was developed for planning purposes only. Kimley-Horn has no control over the cost of labor, materials, equipment, or over the Contractor's methods of determining prices or over competitive bidding or market conditions. Opinions of probable costs provided herein are based on the information known to Kimley-Horn at this time and represent only Kimley-Horn's judgment as a design professional familiar with the construction industry. Kimley-Horn cannot and does not guarantee that proposals, bids, or actual construction costs will not vary from its opinions of probable costs.

Sidewalk Barrier Conceptual Budget Summary

Sidewalk barriers are displayed for visual purposes only. Their associated costs are stored in the s yer, which is costed panel-by-panel in the Facility Priority Summary.

1998

PROW Sidewalk Corridor Compliance Summary

Corridor

OAK CREST RD

Corridor Score & Severity

Score: 3
MEDIUM

Corridor Cost Summary

Facility Type		Cost
Sidewalk	$	45,233
Crosswalks	$	0
Curb Ramps	$	0
Missing Ramps	$	0

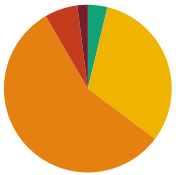

Sidewalk Barrier Priority Distribution

Priority	Percentage (%)
1	2%
2	6%
3	56%
4	31%
5	4%

Corridor Map

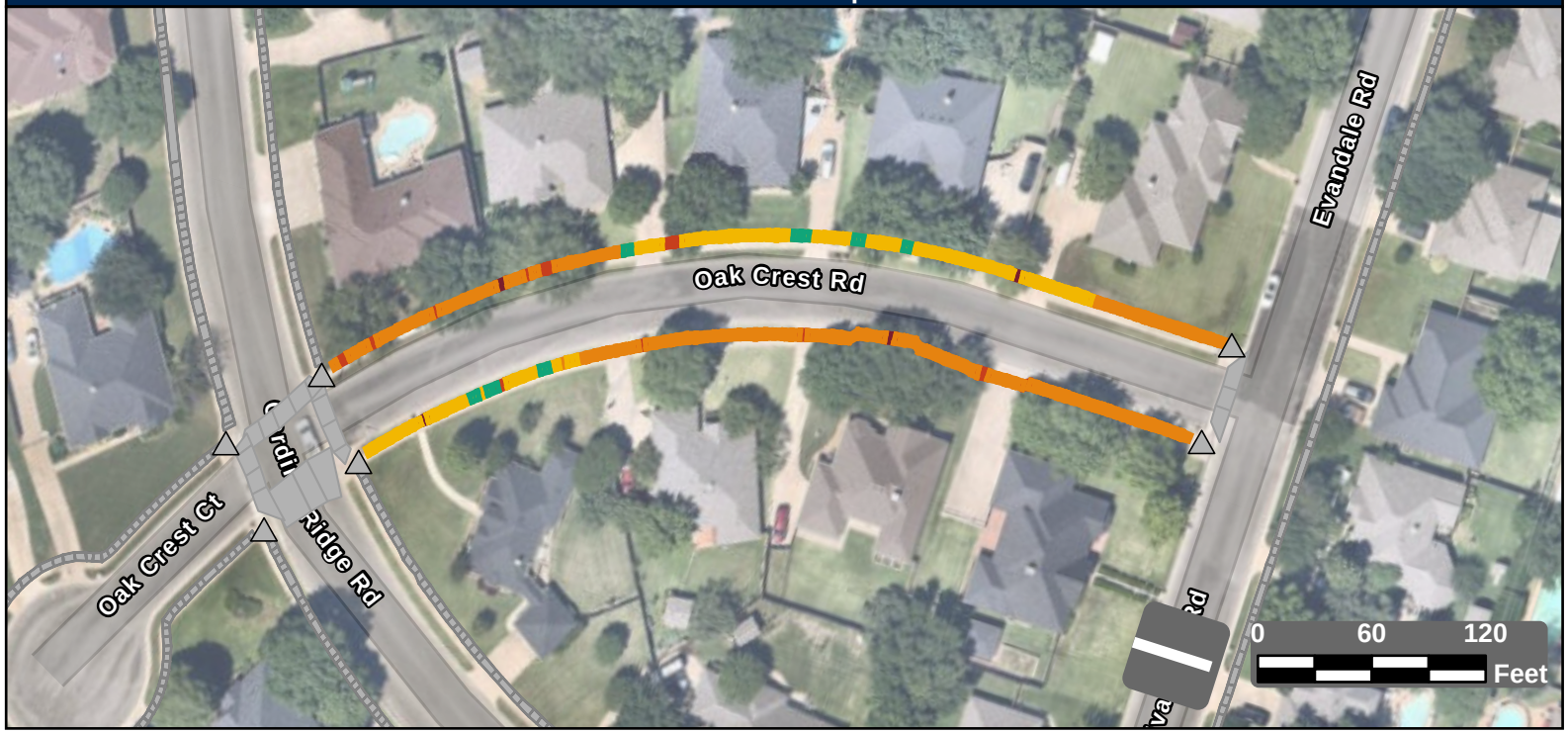

Facility Condition Summary

Sidewalks

Barrier Priority	Length (yd)		Cost
1	17	$	982
2	54	$	3,571
3	477	$	34,482
4	266	$	3,903
5	32	$	2,295
Total	847	$	45,233

Curb Ramps

Barrier Priority	Quantity		Cost
1	0	$	0
2	0	$	0
3	0	$	0
4	0	$	0
5	0	$	0
Total	0	$	0

Crosswalks

Barrier Priority	Length (yd)		Cost
1	0	$	0
2	0	$	0
3	0	$	0
4	0	$	0
5	0	$	0
Total	0	$	0

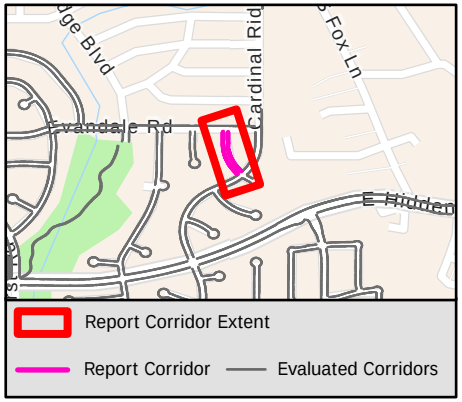

Sidewalk Barrier Summary

Pole	Quantity:	0
Fire Hydrant	Quantity:	0
Vault	Quantity:	0
Vegetation	Quantity:	0
Sign	Quantity:	0
Other	Quantity:	0

Missing Curb Ramps

Symbol	Quantity		Cost
	0	$	0

Curb Ramps Shown in Other Reports

Symbol	Quantity	Cost
	6	Other Report

Conceptual Budget Estimate Disclaimer

This "cost report" assigns a conceptual budget estimate to resolve non-compliance issues and was developed for planning purposes only. Kimley-Horn has no control over the cost of labor, materials, equipment, or over the Contractor's methods of determining prices or over competitive bidding or market conditions. Opinions of probable costs provided herein are based on the information known to Kimley-Horn at this time and represent only Kimley-Horn's judgment as a design professional familiar with the construction industry. Kimley-Horn cannot and does not guarantee that proposals, bids, or actual construction costs will not vary from its opinions of probable costs.

Sidewalk Barrier Conceptual Budget Summary

Sidewalk barriers are displayed for visual purposes only. Their associated costs are stored in the s yer, which is costed panel-by-panel in the Facility Priority Summary.

1999

PROW Sidewalk Corridor Compliance Summary

Corridor

OAK HILL CT

Corridor Score & Severity

Score: 3

MEDIUM

Corridor Cost Summary

Facility Type		Cost
Sidewalk	$	30,007
Crosswalks	$	0
Curb Ramps	$	0
Missing Ramps	$	0

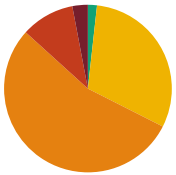

Sidewalk Barrier Priority Distribution

Priority	Percentage (%)
1	3%
2	10%
3	54%
4	31%
5	2%

Corridor Map

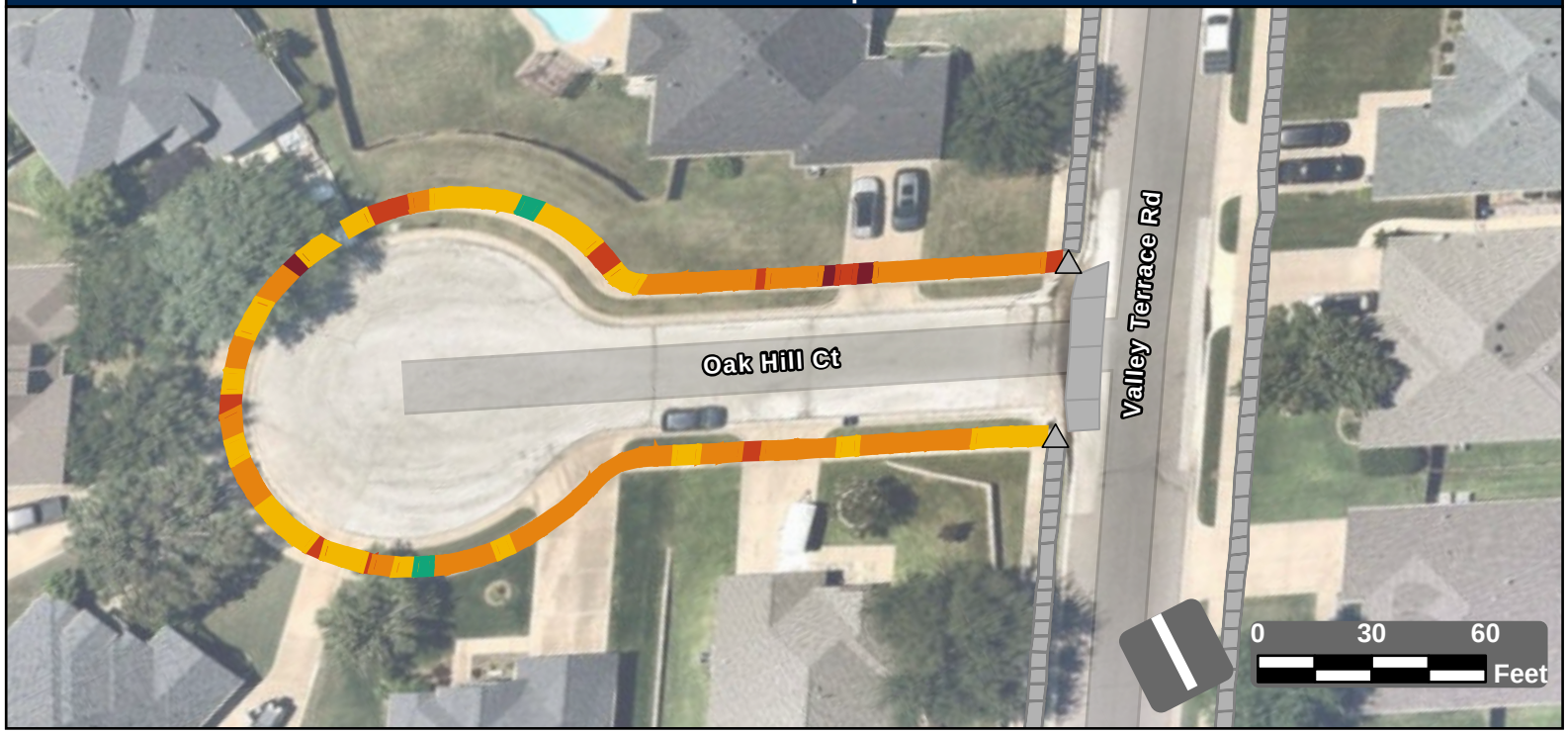

Facility Condition Summary

Sidewalks

Barrier Priority	Length (yd)		Cost
1	13	$	796
2	46	$	3,101
3	239	$	17,297
4	136	$	8,256
5	8	$	558
Total	442	$	30,007

Curb Ramps

Barrier Priority	Quantity		Cost
1	0	$	0
2	0	$	0
3	0	$	0
4	0	$	0
5	0	$	0
Total	0	$	0

Crosswalks

Barrier Priority	Length (yd)		Cost
1	0	$	0
2	0	$	0
3	0	$	0
4	0	$	0
5	0	$	0
Total	0	$	0

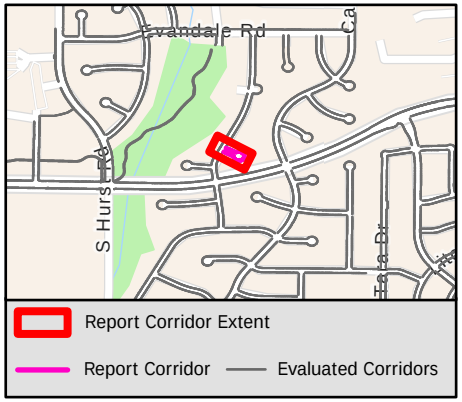

Sidewalk Barrier Summary

Pole	Quantity:	0
Fire Hydrant	Quantity:	0
Vault	Quantity:	0
Vegetation	Quantity:	0
Sign	Quantity:	0
Other	Quantity:	0

Missing Curb Ramps

Symbol	Quantity		Cost
	0	$	0

Curb Ramps Shown in Other Reports

Symbol	Quantity	Cost
	2	Other Report

Conceptual Budget Estimate Disclaimer

This "cost report" assigns a conceptual budget estimate to resolve non-compliance issues and was developed for planning purposes only. Kimley-Horn has no control over the cost of labor, materials, equipment, or over the Contractor's methods of determining prices or over competitive bidding or market conditions. Opinions of probable costs provided herein are based on the information known to Kimley-Horn at this time and represent only Kimley-Horn's judgment as a design professional familiar with the construction industry. Kimley-Horn cannot and does not guarantee that proposals, bids, or actual construction costs will not vary from its opinions of probable costs.

Sidewalk Barrier Conceptual Budget Summary

Sidewalk barriers are displayed for visual purposes only. Their associated costs are stored in the s 2000 yer, which is costed panel-by-panel in the Facility Priority Summary.

PROW Sidewalk Corridor Compliance Summary

Corridor

OAK KNOLL DR

Corridor Score & Severity

Score: 4

MEDIUM

Corridor Cost Summary

Facility Type		Cost
Sidewalk	$	48,980
Crosswalks	$	4,304
Curb Ramps	$	26,800
Missing Ramps	$	7,000

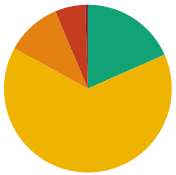

Sidewalk Barrier Priority Distribution

Priority	Percentage (%)
1	1%
2	6%
3	11%
4	65%
5	18%

Corridor Map

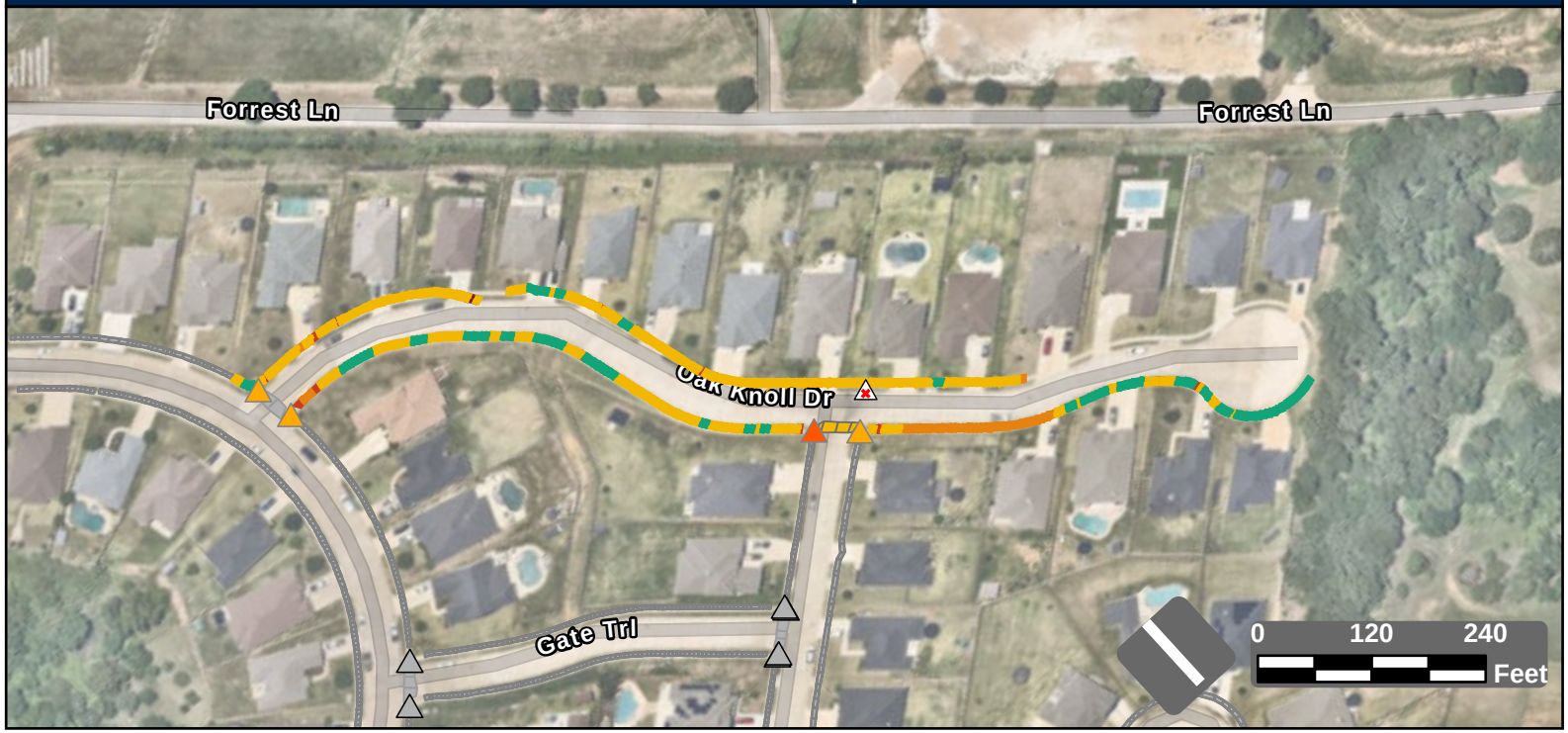

Facility Condition Summary

Sidewalks

Barrier Priority	Length (yd)		Cost
1	8	$	304
2	98	$	5,420
3	177	$	12,807
4	1,078	$	25,299
5	306	$	5,149
Total	1,667	$	48,980

Curb Ramps

Barrier Priority	Quantity		Cost
1	0	$	0
2	1	$	7,450
3	3	$	19,350
4	0	$	0
5	0	$	0
Total	4	$	26,800

Crosswalks

Barrier Priority	Length (yd)		Cost
1	0	$	0
2	0	$	0
3	0	$	0
4	43	$	4,304
5	0	$	0
Total	43	$	4,304

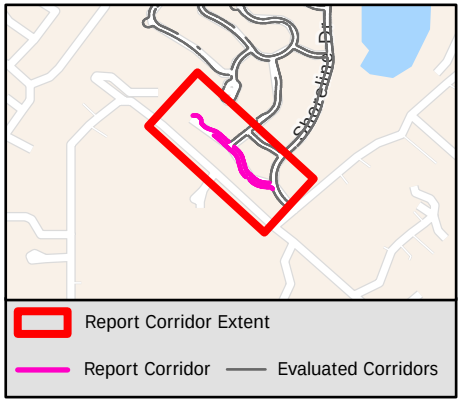

Sidewalk Barrier Summary

Pole	Quantity:	0
Fire Hydrant	Quantity:	0
Vault	Quantity:	0
Vegetation	Quantity:	0
Sign	Quantity:	0
Other	Quantity:	0

Missing Curb Ramps

Symbol	Quantity		Cost
	1	$	7,000

Curb Ramps Shown in Other Reports

Symbol	Quantity	Cost
	6	Other Report

Conceptual Budget Estimate Disclaimer

This "cost report" assigns a conceptual budget estimate to resolve non-compliance issues and was developed for planning purposes only. Kimley-Horn has no control over the cost of labor, materials, equipment, or over the Contractor's methods of determining prices or over competitive bidding or market conditions. Opinions of probable costs provided herein are based on the information known to Kimley-Horn at this time and represent only Kimley-Horn's judgment as a design professional familiar with the construction industry. Kimley-Horn cannot and does not guarantee that proposals, bids, or actual construction costs will not vary from its opinions of probable costs.

Sidewalk Barrier Conceptual Budget Summary

Sidewalk barriers are displayed for visual purposes only. Their associated costs are stored in the s[illegible]yer, which is costed panel-by-panel in the Facility Priority Summary.

2001

PROW Sidewalk Corridor Compliance Summary

Corridor

OAK ST

Corridor Score & Severity

Score: 4
MEDIUM

Corridor Cost Summary

Facility Type		Cost
Sidewalk	$	0
Crosswalks	$	0
Curb Ramps	$	31,300
Missing Ramps	$	0

Sidewalk Barrier Priority Distribution

Priority	Percentage (%)
1	%
2	%
3	%
4	%
5	%

Corridor Map



Facility Condition Summary

Sidewalks

Barrier Priority	Length (yd)		Cost
1	0	$	0
2	0	$	0
3	0	$	0
4	0	$	0
5	0	$	0
Total	0	$	0

Curb Ramps

Barrier Priority	Quantity		Cost
1	0	$	0
2	0	$	0
3	1	$	7,450
4	3	$	23,850
5	0	$	0
Total	4	$	31,300

Crosswalks

Barrier Priority	Length (yd)		Cost
1	0	$	0
2	0	$	0
3	0	$	0
4	0	$	0
5	0	$	0
Total	0	$	0

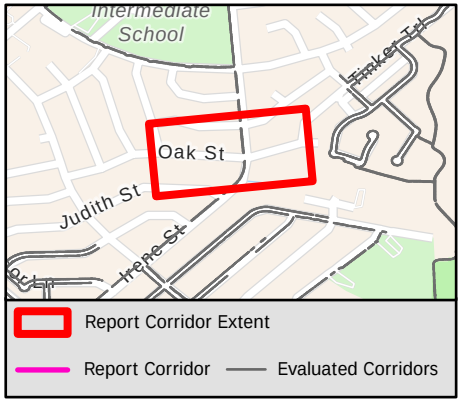

Sidewalk Barrier Summary

Pole	Quantity:	0
Fire Hydrant	Quantity:	0
Vault	Quantity:	0
Vegetation	Quantity:	0
Sign	Quantity:	0
Other	Quantity:	0

Missing Curb Ramps

Symbol	Quantity		Cost
	0	$	0

Curb Ramps Shown in Other Reports

Symbol	Quantity	Cost
	4	Other Report

Conceptual Budget Estimate Disclaimer

This "cost report" assigns a conceptual budget estimate to resolve non-compliance issues and was developed for planning purposes only. Kimley-Horn has no control over the cost of labor, materials, equipment, or over the Contractor's methods of determining prices or over competitive bidding or market conditions. Opinions of probable costs provided herein are based on the information known to Kimley-Horn at this time and represent only Kimley-Horn's judgment as a design professional familiar with the construction industry. Kimley-Horn cannot and does not guarantee that proposals, bids, or actual construction costs will not vary from its opinions of probable costs.

Sidewalk Barrier Conceptual Budget Summary

Sidewalk barriers are displayed for visual purposes only. Their associated costs are stored in the s… yer, which is costed panel-by-panel in the Facility Priority Summary.

2002

PROW Sidewalk Corridor Compliance Summary

Corridor

OAKBROOK DR

Corridor Score & Severity

Score: 4
MEDIUM

Corridor Cost Summary

Facility Type		Cost
Sidewalk	$	190,573
Crosswalks	$	4,278
Curb Ramps	$	11,900
Missing Ramps	$	28,000

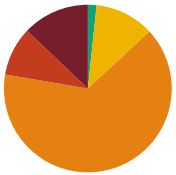

Sidewalk Barrier Priority Distribution

Priority	Percentage (%)
1	13%
2	9%
3	65%
4	11%
5	2%

Corridor Map



Facility Condition Summary

Sidewalks

Barrier Priority	Length (yd)		Cost
1	359	$	25,623
2	262	$	18,949
3	1,799	$	129,897
4	318	$	13,306
5	46	$	2,798
Total	2,784	$	190,573

Curb Ramps

Barrier Priority	Quantity		Cost
1	0	$	0
2	2	$	11,900
3	0	$	0
4	0	$	0
5	0	$	0
Total	2	$	11,900

Crosswalks

Barrier Priority	Length (yd)		Cost
1	0	$	0
2	0	$	0
3	0	$	0
4	43	$	4,278
5	27	$	
Total	70	$	4,278

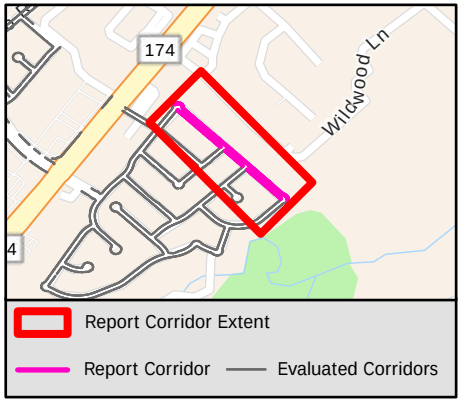

Sidewalk Barrier Summary

Pole	Quantity:	0
Fire Hydrant	Quantity:	0
Vault	Quantity:	0
Vegetation	Quantity:	3
Sign	Quantity:	0
Other	Quantity:	0

Missing Curb Ramps

Symbol	Quantity		Cost
	4	$	28,000

Curb Ramps Shown in Other Reports

Symbol	Quantity	Cost
	12	Other Report

Conceptual Budget Estimate Disclaimer

This "cost report" assigns a conceptual budget estimate to resolve non-compliance issues and was developed for planning purposes only. Kimley-Horn has no control over the cost of labor, materials, equipment, or over the Contractor's methods of determining prices or over competitive bidding or market conditions. Opinions of probable costs provided herein are based on the information known to Kimley-Horn at this time and represent only Kimley-Horn's judgment as a design professional familiar with the construction industry. Kimley-Horn cannot and does not guarantee that proposals, bids, or actual construction costs will not vary from its opinions of probable costs.

Sidewalk Barrier Conceptual Budget Summary

Sidewalk barriers are displayed for visual purposes only. Their associated costs are stored in the s ver, which is costed panel-by-panel in the Facility Priority Summary.

2003

PROW Sidewalk Corridor Compliance Summary

Corridor

OAKDALE CT

Corridor Score & Severity

Score: 1
HIGH

Corridor Cost Summary

Facility Type		Cost
Sidewalk	$	45,892
Crosswalks	$	0
Curb Ramps	$	5,950
Missing Ramps	$	0

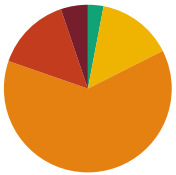

Sidewalk Barrier Priority Distribution

Priority	Percentage (%)
1	5%
2	14%
3	63%
4	15%
5	3%

Corridor Map

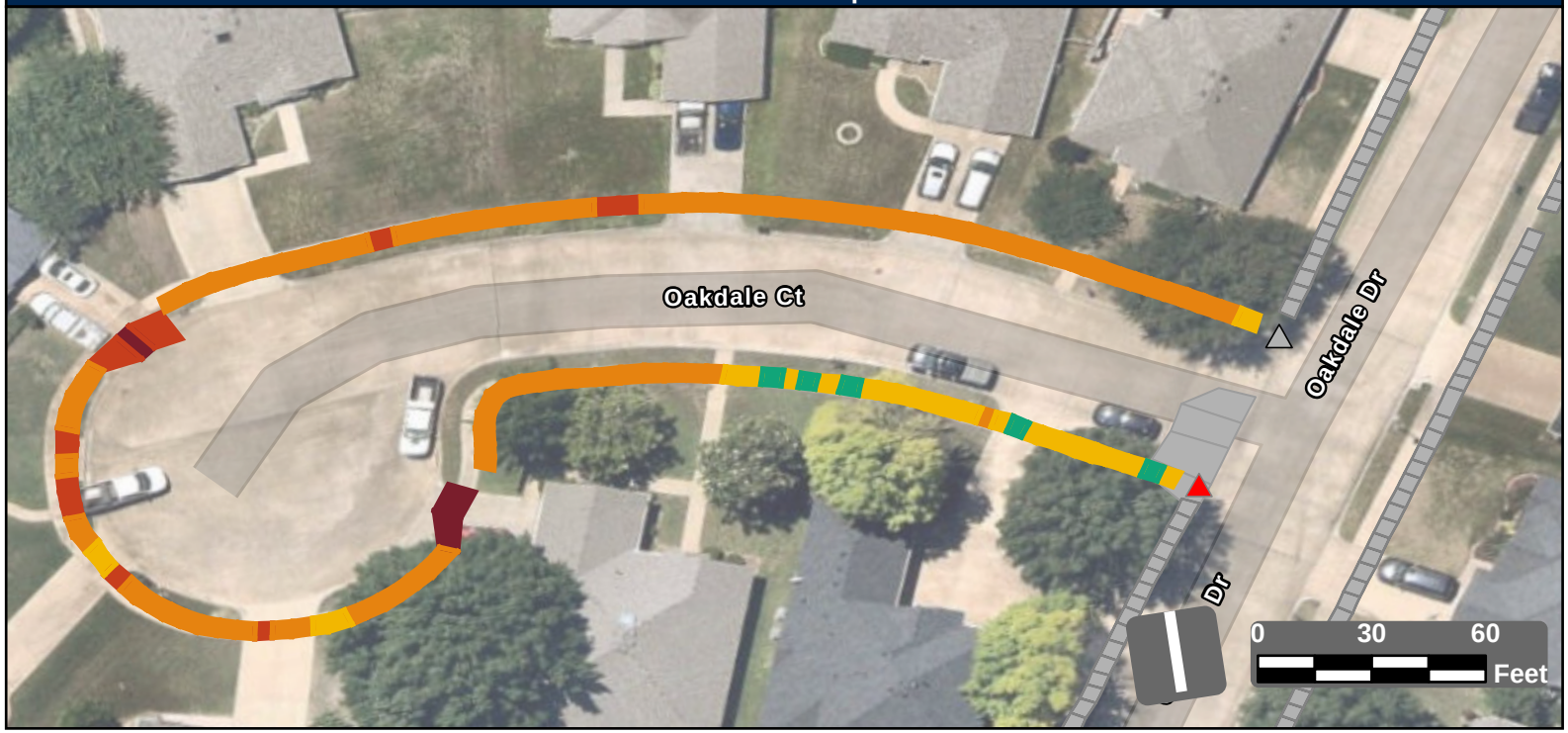

Facility Condition Summary

Sidewalks

Barrier Priority	Length (yd)		Cost
1	35	$	2,525
2	97	$	7,023
3	422	$	30,447
4	98	$	4,440
5	59	$	1,456
Total	2,517	$	45,892

Curb Ramps

Barrier Priority	Quantity		Cost
1	1	$	5,950
2	0	$	0
3	0	$	0
4	0	$	0
5	0	$	0
Total	1	$	5,950

Crosswalks

Barrier Priority	Length (yd)		Cost
1	0	$	0
2	0	$	0
3	0	$	0
4	0	$	0
5	0	$	0
Total	0	$	0

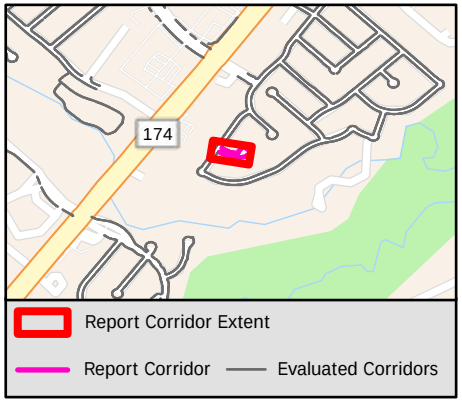

Sidewalk Barrier Summary

Pole	Quantity:	0
Fire Hydrant	Quantity:	0
Vault	Quantity:	0
Vegetation	Quantity:	0
Sign	Quantity:	0
Other	Quantity:	0

Missing Curb Ramps

Symbol	Quantity		Cost
	0	$	0

Curb Ramps Shown in Other Reports

Symbol	Quantity	Cost
	1	Other Report

Conceptual Budget Estimate Disclaimer

This "cost report" assigns a conceptual budget estimate to resolve non-compliance issues and was developed for planning purposes only. Kimley-Horn has no control over the cost of labor, materials, equipment, or over the Contractor's methods of determining prices or over competitive bidding or market conditions. Opinions of probable costs provided herein are based on the information known to Kimley-Horn at this time and represent only Kimley-Horn's judgment as a design professional familiar with the construction industry. Kimley-Horn cannot and does not guarantee that proposals, bids, or actual construction costs will not vary from its opinions of probable costs.

Sidewalk Barrier Conceptual Budget Summary

Sidewalk barriers are displayed for visual purposes only. Their associated costs are stored in the s 2004 yer, which is costed panel-by-panel in the Facility Priority Summary.

PROW Sidewalk Corridor Compliance Summary

Corridor

OAKDALE DR

Corridor Score & Severity

Score: 4

MEDIUM

Corridor Cost Summary

Facility Type		Cost
Sidewalk	$	123,714
Crosswalks	$	4,805
Curb Ramps	$	23,800
Missing Ramps	$	7,000

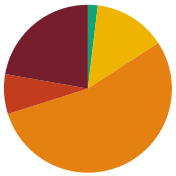

Sidewalk Barrier Priority Distribution

Priority	Percentage (%)
1	22%
2	8%
3	54%
4	14%
5	2%

Corridor Map



Facility Condition Summary

Sidewalks

Barrier Priority	Length (yd)		Cost
1	403	$	28,732
2	138	$	9,801
3	983	$	70,984
4	252	$	11,732
5	34	$	2,465
Total	1,810	$	123,714

Curb Ramps

Barrier Priority	Quantity		Cost
1	2	$	11,900
2	2	$	11,900
3	0	$	0
4	0	$	0
5	0	$	0
Total	4	$	23,800

Crosswalks

Barrier Priority	Length (yd)		Cost
1	0	$	0
2	0	$	0
3	10	$	1,027
4	38	$	3,778
5	0	$	0
Total	48	$	4,805

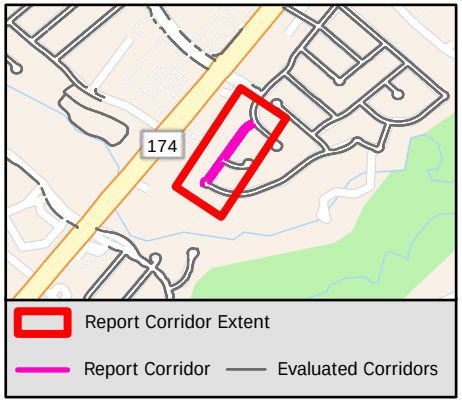

Sidewalk Barrier Summary

Pole	Quantity:	0
Fire Hydrant	Quantity:	0
Vault	Quantity:	0
Vegetation	Quantity:	0
Sign	Quantity:	0
Other	Quantity:	0

Missing Curb Ramps

Symbol	Quantity		Cost
	1	$	7,000

Curb Ramps Shown in Other Reports

Symbol	Quantity	Cost
	2	Other Report

Conceptual Budget Estimate Disclaimer

This "cost report" assigns a conceptual budget estimate to resolve non-compliance issues and was developed for planning purposes only. Kimley-Horn has no control over the cost of labor, materials, equipment, or over the Contractor's methods of determining prices or over competitive bidding or market conditions. Opinions of probable costs provided herein are based on the information known to Kimley-Horn at this time and represent only Kimley-Horn's judgment as a design professional familiar with the construction industry. Kimley-Horn cannot and does not guarantee that proposals, bids, or actual construction costs will not vary from its opinions of probable costs.

Sidewalk Barrier Conceptual Budget Summary

Sidewalk barriers are displayed for visual purposes only. Their associated costs are stored in the s 2005 yer, which is costed panel-by-panel in the Facility Priority Summary.

PROW Sidewalk Corridor Compliance Summary

Corridor

AARON DR

Corridor Score & Severity

Score: 3
MEDIUM

Corridor Cost Summary

Facility Type		Cost
Sidewalk	$	167,301
Crosswalks	$	3,612
Curb Ramps	$	25,300
Missing Ramps	$	7,000

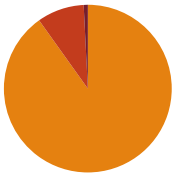

Sidewalk Barrier Priority Distribution

Priority	Percentage (%)
1	3%
2	12%
3	73%
4	0%
5	0%

Corridor Map



Facility Condition Summary

Sidewalks

Barrier Priority	Length (yd)		Cost
1	80	$	5,067
2	302	$	20,968
3	1,848	$	133,464
4	227	$	4,600
5	59	$	3,201
Total	2,517	$	167,301

Curb Ramps

Barrier Priority	Quantity		Cost
1	2	$	13,400
2	2	$	11,900
3	0	$	0
4	0	$	0
5	0	$	0
Total	4	$	25,300

Crosswalks

Barrier Priority	Length (yd)		Cost
1	0	$	0
2	0	$	0
3	23	$	1,423
4	31	$	2,189
5	120	$	
Total	174	$	3,612

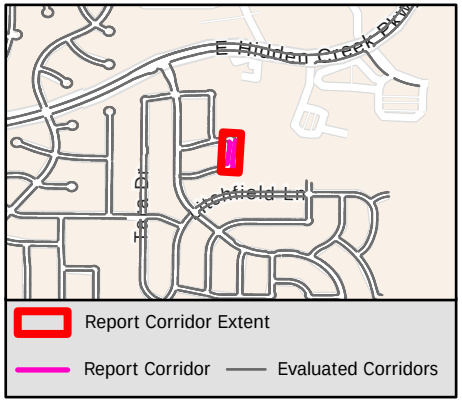

Sidewalk Barrier Summary

Pole	Quantity:	0
Fire Hydrant	Quantity:	0
Vault	Quantity:	0
Vegetation	Quantity:	0
Sign	Quantity:	0
Other	Quantity:	0

Missing Curb Ramps

Symbol	Quantity		Cost
	1	$	7,000

Curb Ramps Shown in Other Reports

Symbol	Quantity	Cost
	11	Other Report

Conceptual Budget Estimate Disclaimer

This "cost report" assigns a conceptual budget estimate to resolve non-compliance issues and was developed for planning purposes only. Kimley-Horn has no control over the cost of labor, materials, equipment, or over the Contractor's methods of determining prices or over competitive bidding or market conditions. Opinions of probable costs provided herein are based on the information known to Kimley-Horn at this time and represent only Kimley-Horn's judgment as a design professional familiar with the construction industry. Kimley-Horn cannot and does not guarantee that proposals, bids, or actual construction costs will not vary from its opinions of probable costs.

Sidewalk Barrier Conceptual Budget Summary

Sidewalk barriers are displayed for visual purposes only. Their associated costs are stored in the s yer, which is costed panel-by-panel in the Facility Priority Summary.

2006

PROW Sidewalk Corridor Compliance Summary

Corridor

OLIVE CT

Corridor Score & Severity

Score: 5

LOW

Corridor Cost Summary

Facility Type		Cost
Sidewalk	$	34,703
Crosswalks	$	6,243
Curb Ramps	$	41,750
Missing Ramps	$	0

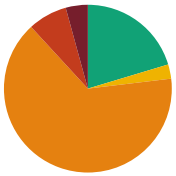

Sidewalk Barrier Priority Distribution

Priority	Percentage (%)
1	4%
2	8%
3	65%
4	3%
5	20%

Corridor Map

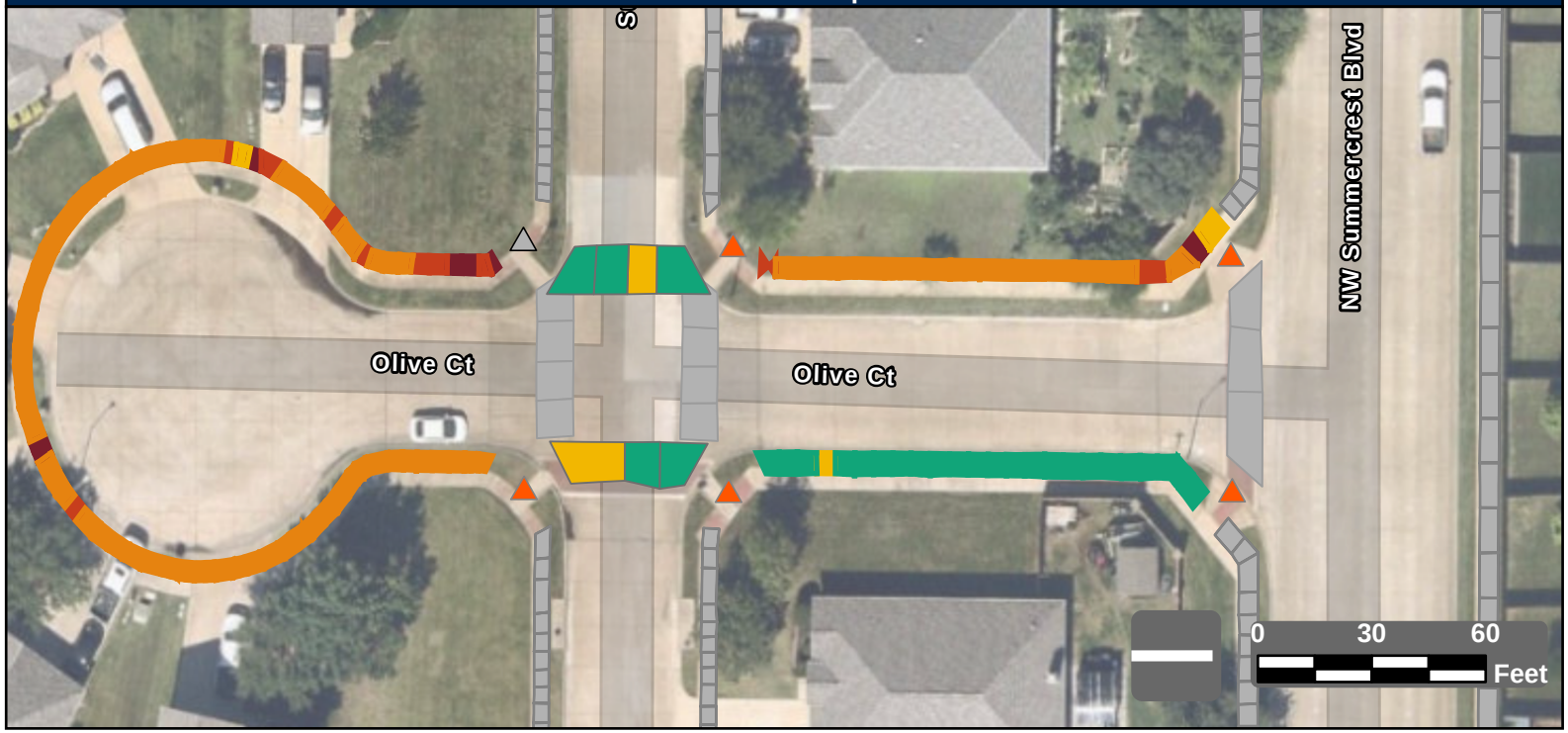

Facility Condition Summary

Sidewalks

Barrier Priority	Length (yd)		Cost
1	24	$	1,727
2	42	$	3,061
3	365	$	26,344
4	15	$	595
5	114	$	2,976
Total	561	$	34,703

Curb Ramps

Barrier Priority	Quantity		Cost
1	0	$	0
2	5	$	41,750
3	0	$	0
4	0	$	0
5	0	$	0
Total	5	$	41,750

Crosswalks

Barrier Priority	Length (yd)		Cost
1	0	$	0
2	0	$	0
3	0	$	0
4	28	$	6,243
5	58	$	0
Total	86	$	6,243

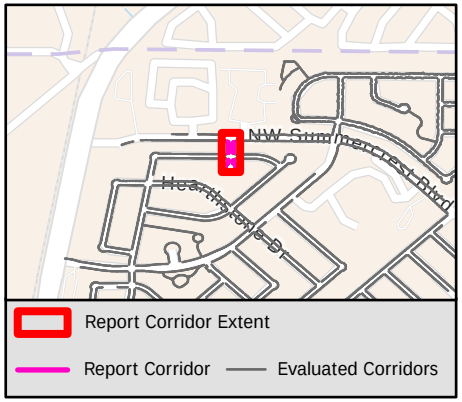

Sidewalk Barrier Summary

Pole	Quantity:	0
Fire Hydrant	Quantity:	0
Vault	Quantity:	0
Vegetation	Quantity:	0
Sign	Quantity:	0
Other	Quantity:	0

Missing Curb Ramps

Symbol	Quantity		Cost
	0	$	0

Curb Ramps Shown in Other Reports

Symbol	Quantity	Cost
	1	Other Report

Conceptual Budget Estimate Disclaimer

This "cost report" assigns a conceptual budget estimate to resolve non-compliance issues and was developed for planning purposes only. Kimley-Horn has no control over the cost of labor, materials, equipment, or over the Contractor's methods of determining prices or over competitive bidding or market conditions. Opinions of probable costs provided herein are based on the information known to Kimley-Horn at this time and represent only Kimley-Horn's judgment as a design professional familiar with the construction industry. Kimley-Horn cannot and does not guarantee that proposals, bids, or actual construction costs will not vary from its opinions of probable costs.

Sidewalk Barrier Conceptual Budget Summary

Sidewalk barriers are displayed for visual purposes only. Their associated costs are stored in the s… …yer, which is costed panel-by-panel in the Facility Priority Summary.

2007

PROW Sidewalk Corridor Compliance Summary

Corridor

OXFORD ST

Corridor Score & Severity

Score: 5

LOW

Corridor Cost Summary

Facility Type		Cost
Sidewalk	$	73,657
Crosswalks	$	
Curb Ramps	$	14,900
Missing Ramps	$	14,000

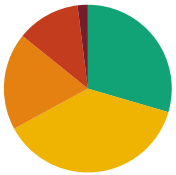

Sidewalk Barrier Priority Distribution

Priority	Percentage (%)
1	2%
2	12%
3	19%
4	37%
5	30%

Corridor Map

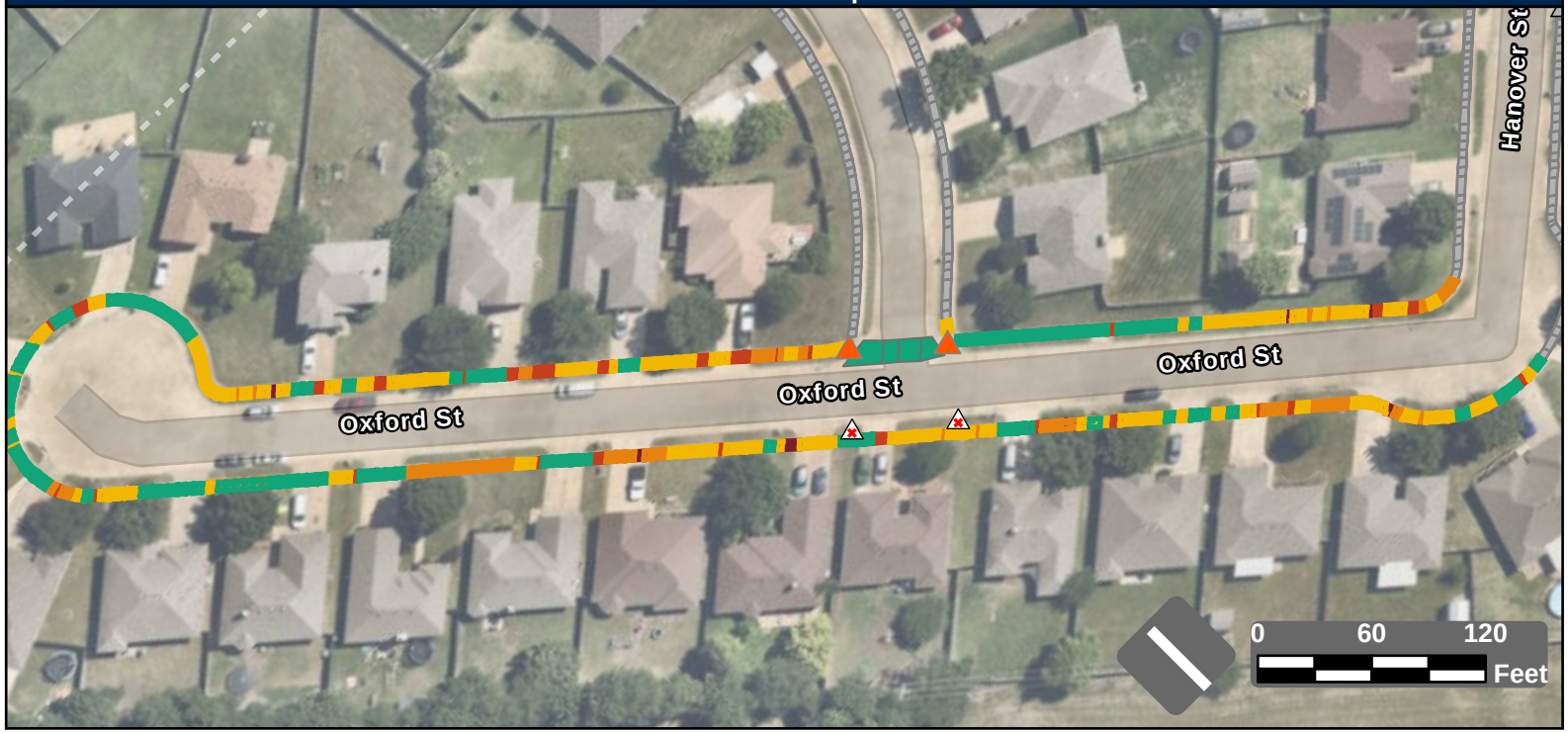

Facility Condition Summary

Sidewalks

Barrier Priority	Length (yd)		Cost
1	25	$	2,012
2	153	$	10,598
3	235	$	17,995
4	470	$	38,413
5	370	$	4,639
Total	1,253	$	73,657

Curb Ramps

Barrier Priority	Quantity		Cost
1	0	$	0
2	2	$	14,900
3	0	$	0
4	0	$	0
5	0	$	0
Total	2	$	14,900

Crosswalks

Barrier Priority	Length (yd)		Cost
1	0	$	0
2	0	$	0
3	0	$	0
4	0	$	0
5	55	$	
Total	55	$	

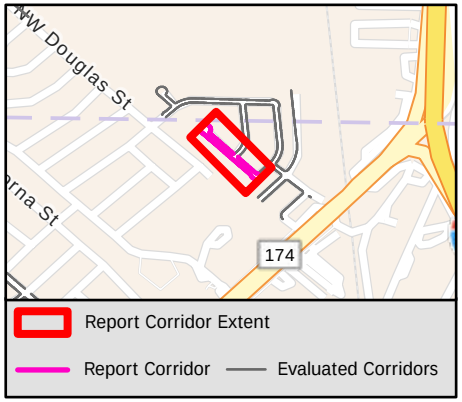

Sidewalk Barrier Summary

Pole	Quantity:	0
Fire Hydrant	Quantity:	0
Vault	Quantity:	0
Vegetation	Quantity:	0
Sign	Quantity:	0
Other	Quantity:	0

Missing Curb Ramps

Symbol	Quantity		Cost
	2	$	14,000

Curb Ramps Shown in Other Reports

Symbol	Quantity	Cost
	1	Other Report

Conceptual Budget Estimate Disclaimer

This "cost report" assigns a conceptual budget estimate to resolve non-compliance issues and was developed for planning purposes only. Kimley-Horn has no control over the cost of labor, materials, equipment, or over the Contractor's methods of determining prices or over competitive bidding or market conditions. Opinions of probable costs provided herein are based on the information known to Kimley-Horn at this time and represent only Kimley-Horn's judgment as a design professional familiar with the construction industry. Kimley-Horn cannot and does not guarantee that proposals, bids, or actual construction costs will not vary from its opinions of probable costs.

Sidewalk Barrier Conceptual Budget Summary

Sidewalk barriers are displayed for visual purposes only. Their associated costs are stored in the s ver, which is costed panel-by-panel in the Facility Priority Summary.

2008

PROW Sidewalk Corridor Compliance Summary

Corridor

PAINT BRUSH CT

Corridor Score & Severity

Score: 3
MEDIUM

Corridor Cost Summary

Facility Type		Cost
Sidewalk	$	78,323
Crosswalks	$	0
Curb Ramps	$	0
Missing Ramps	$	0

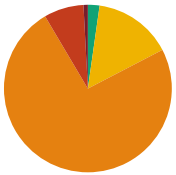

Sidewalk Barrier Priority Distribution

Priority	Percentage (%)
1	1%
2	8%
3	74%
4	15%
5	2%

Corridor Map

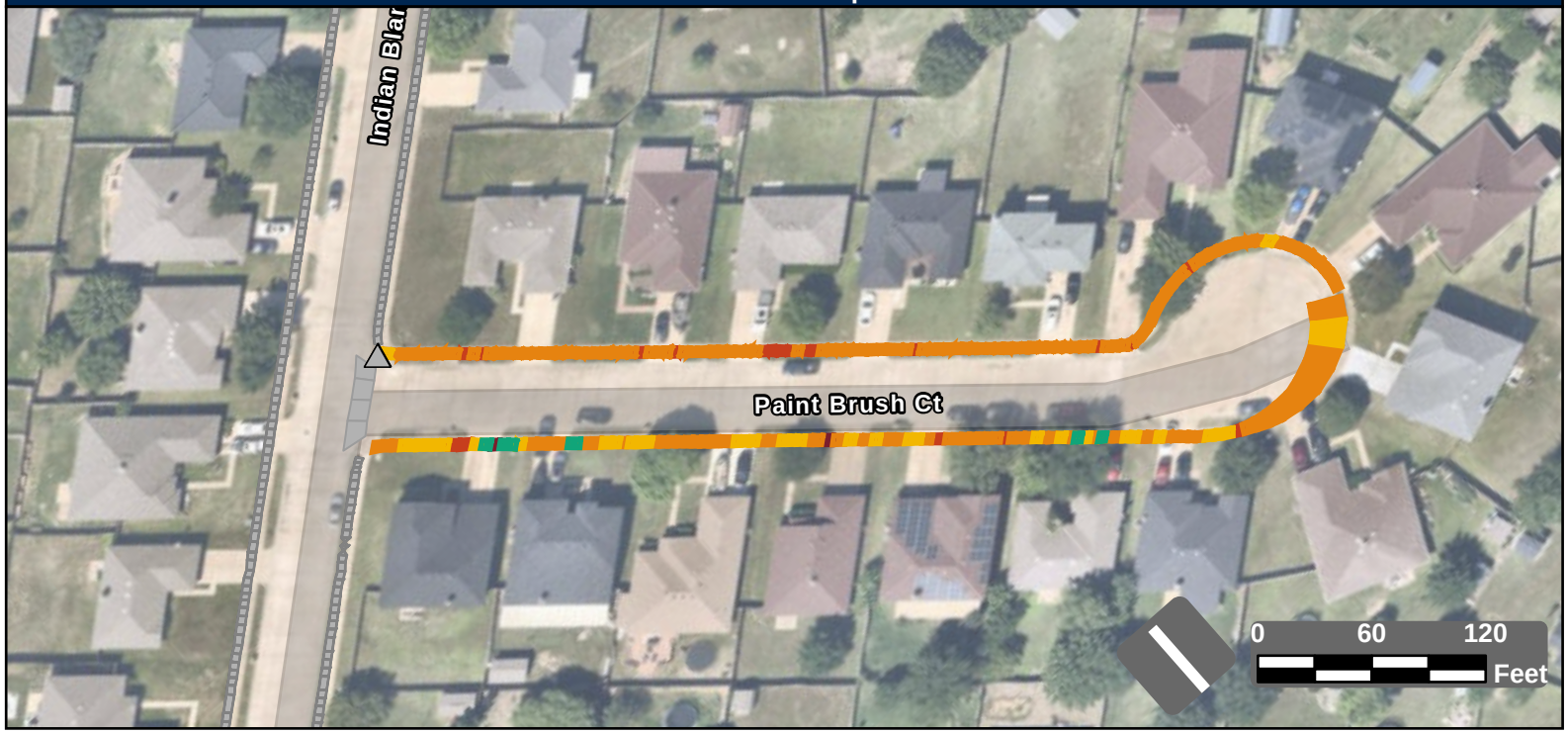

Facility Condition Summary

Sidewalks

Barrier Priority	Length (yd)		Cost
1	10	$	697
2	89	$	6,237
3	864	$	62,404
4	176	$	7,111
5	26	$	1,873
Total	1,165	$	78,323

Curb Ramps

Barrier Priority	Quantity		Cost
1	0	$	0
2	0	$	0
3	0	$	0
4	0	$	0
5	0	$	0
Total	0	$	0

Crosswalks

Barrier Priority	Length (yd)		Cost
1	0	$	0
2	0	$	0
3	0	$	0
4	0	$	0
5	0	$	0
Total	0	$	0

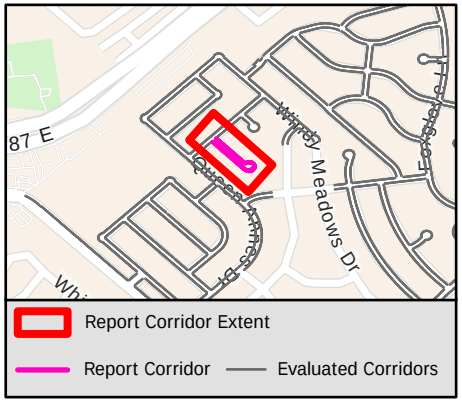

Sidewalk Barrier Summary

Pole	Quantity:	0
Fire Hydrant	Quantity:	0
Vault	Quantity:	0
Vegetation	Quantity:	0
Sign	Quantity:	0
Other	Quantity:	0

Missing Curb Ramps

Symbol	Quantity		Cost
	0	$	0

Curb Ramps Shown in Other Reports

Symbol	Quantity	Cost
	2	Other Report

Conceptual Budget Estimate Disclaimer

This "cost report" assigns a conceptual budget estimate to resolve non-compliance issues and was developed for planning purposes only. Kimley-Horn has no control over the cost of labor, materials, equipment, or over the Contractor's methods of determining prices or over competitive bidding or market conditions. Opinions of probable costs provided herein are based on the information known to Kimley-Horn at this time and represent only Kimley-Horn's judgment as a design professional familiar with the construction industry. Kimley-Horn cannot and does not guarantee that proposals, bids, or actual construction costs will not vary from its opinions of probable costs.

Sidewalk Barrier Conceptual Budget Summary

Sidewalk barriers are displayed for visual purposes only. Their associated costs are stored in the s 2009 yer, which is costed panel-by-panel in the Facility Priority Summary.

PROW Sidewalk Corridor Compliance Summary

Corridor

PALO OAKS DR

Corridor Score & Severity

Score: 4

MEDIUM

Corridor Cost Summary

Facility Type		Cost
Sidewalk	$	29,810
Crosswalks	$	3,424
Curb Ramps	$	24,300
Missing Ramps	$	7,000

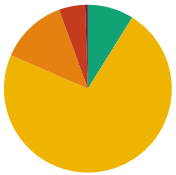

Sidewalk Barrier Priority Distribution

Priority	Percentage (%)
1	1%
2	5%
3	13%
4	73%
5	9%

Corridor Map

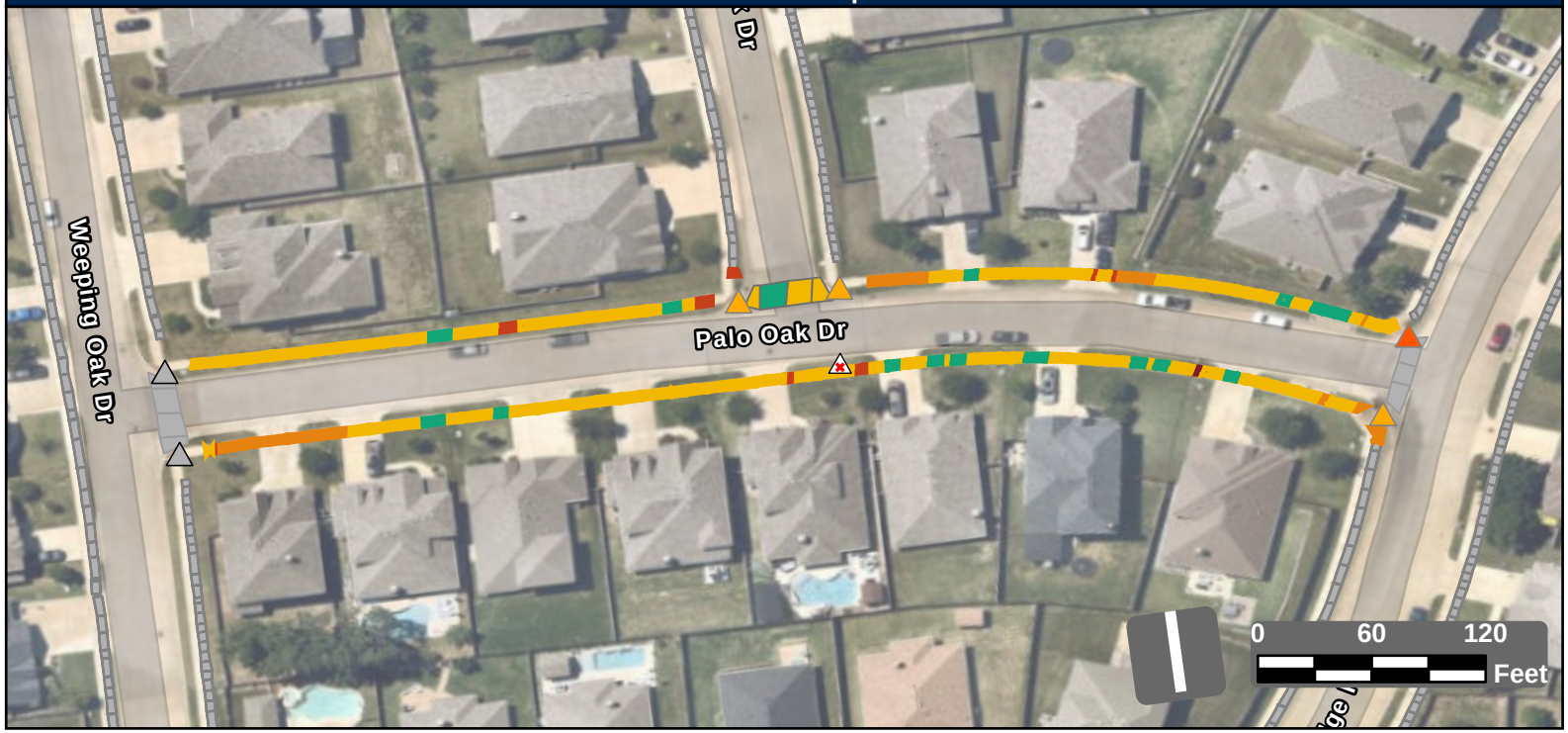

Facility Condition Summary

Sidewalks

Barrier Priority	Length (yd)		Cost
1	5	$	356
2	45	$	2,197
3	117	$	8,422
4	655	$	13,699
5	80	$	5,137
Total	902	$	29,810

Curb Ramps

Barrier Priority	Quantity		Cost
1	0	$	0
2	1	$	5,950
3	3	$	18,350
4	0	$	0
5	0	$	0
Total	4	$	24,300

Crosswalks

Barrier Priority	Length (yd)		Cost
1	0	$	0
2	0	$	0
3	0	$	0
4	34	$	3,424
5	18	$	
Total	53	$	3,424

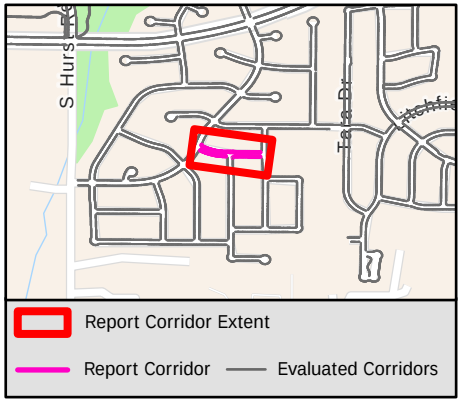

Sidewalk Barrier Summary

Pole	Quantity:	0
Fire Hydrant	Quantity:	0
Vault	Quantity:	0
Vegetation	Quantity:	0
Sign	Quantity:	0
Other	Quantity:	0

Missing Curb Ramps

Symbol	Quantity		Cost
	1	$	7,000

Curb Ramps Shown in Other Reports

Symbol	Quantity	Cost
	3	Other Report

Conceptual Budget Estimate Disclaimer

This "cost report" assigns a conceptual budget estimate to resolve non-compliance issues and was developed for planning purposes only. Kimley-Horn has no control over the cost of labor, materials, equipment, or over the Contractor's methods of determining prices or over competitive bidding or market conditions. Opinions of probable costs provided herein are based on the information known to Kimley-Horn at this time and represent only Kimley-Horn's judgment as a design professional familiar with the construction industry. Kimley-Horn cannot and does not guarantee that proposals, bids, or actual construction costs will not vary from its opinions of probable costs.

Sidewalk Barrier Conceptual Budget Summary

Sidewalk barriers are displayed for visual purposes only. Their associated costs are stored in the s yer, which is costed panel-by-panel in the Facility Priority Summary.

2010

PROW Sidewalk Corridor Compliance Summary

Corridor

PALUXY ST

Corridor Score & Severity

Score: 1
HIGH

Corridor Cost Summary

Facility Type		Cost
Sidewalk	$	56,501
Crosswalks	$	0
Curb Ramps	$	0
Missing Ramps	$	14,000

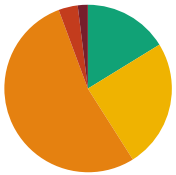

Sidewalk Barrier Priority Distribution

Priority	Percentage (%)
1	2%
2	4%
3	53%
4	25%
5	16%

Corridor Map



Facility Condition Summary

Sidewalks

Barrier Priority	Length (yd)		Cost
1	24	$	1,733
2	47	$	2,712
3	666	$	48,124
4	310	$	1,508
5	203	$	2,424
Total	1,249	$	56,501

Curb Ramps

Barrier Priority	Quantity		Cost
1	0	$	0
2	0	$	0
3	0	$	0
4	0	$	0
5	0	$	0
Total	0	$	0

Crosswalks

Barrier Priority	Length (yd)		Cost
1	0	$	0
2	0	$	0
3	0	$	0
4	0	$	0
5	0	$	0
Total	0	$	0

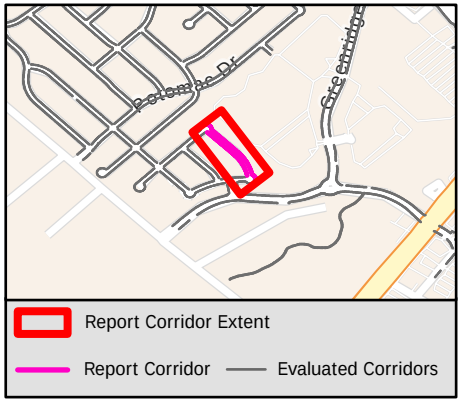

Sidewalk Barrier Summary

Pole	Quantity:	0
Fire Hydrant	Quantity:	0
Vault	Quantity:	0
Vegetation	Quantity:	0
Sign	Quantity:	0
Other	Quantity:	0

Missing Curb Ramps

Symbol	Quantity		Cost
	2	$	14,000

Curb Ramps Shown in Other Reports

Symbol	Quantity	Cost
	3	Other Report

Conceptual Budget Estimate Disclaimer

This "cost report" assigns a conceptual budget estimate to resolve non-compliance issues and was developed for planning purposes only. Kimley-Horn has no control over the cost of labor, materials, equipment, or over the Contractor's methods of determining prices or over competitive bidding or market conditions. Opinions of probable costs provided herein are based on the information known to Kimley-Horn at this time and represent only Kimley-Horn's judgment as a design professional familiar with the construction industry. Kimley-Horn cannot and does not guarantee that proposals, bids, or actual construction costs will not vary from its opinions of probable costs.

Sidewalk Barrier Conceptual Budget Summary

Sidewalk barriers are displayed for visual purposes only. Their associated costs are stored in the s yer, which is costed panel-by-panel in the Facility Priority Summary.

2011

PROW Sidewalk Corridor Compliance Summary

Corridor

PARKRIDGE BLVD

Corridor Score & Severity

Score: 4
MEDIUM

Corridor Cost Summary

Facility Type		Cost
Sidewalk	$	15,665
Crosswalks	$	2,706
Curb Ramps	$	0
Missing Ramps	$	0

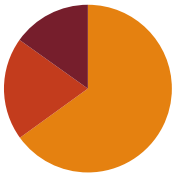

Sidewalk Barrier Priority Distribution

Priority	Percentage (%)
1	15%
2	20%
3	65%
4	0%
5	0%

Corridor Map

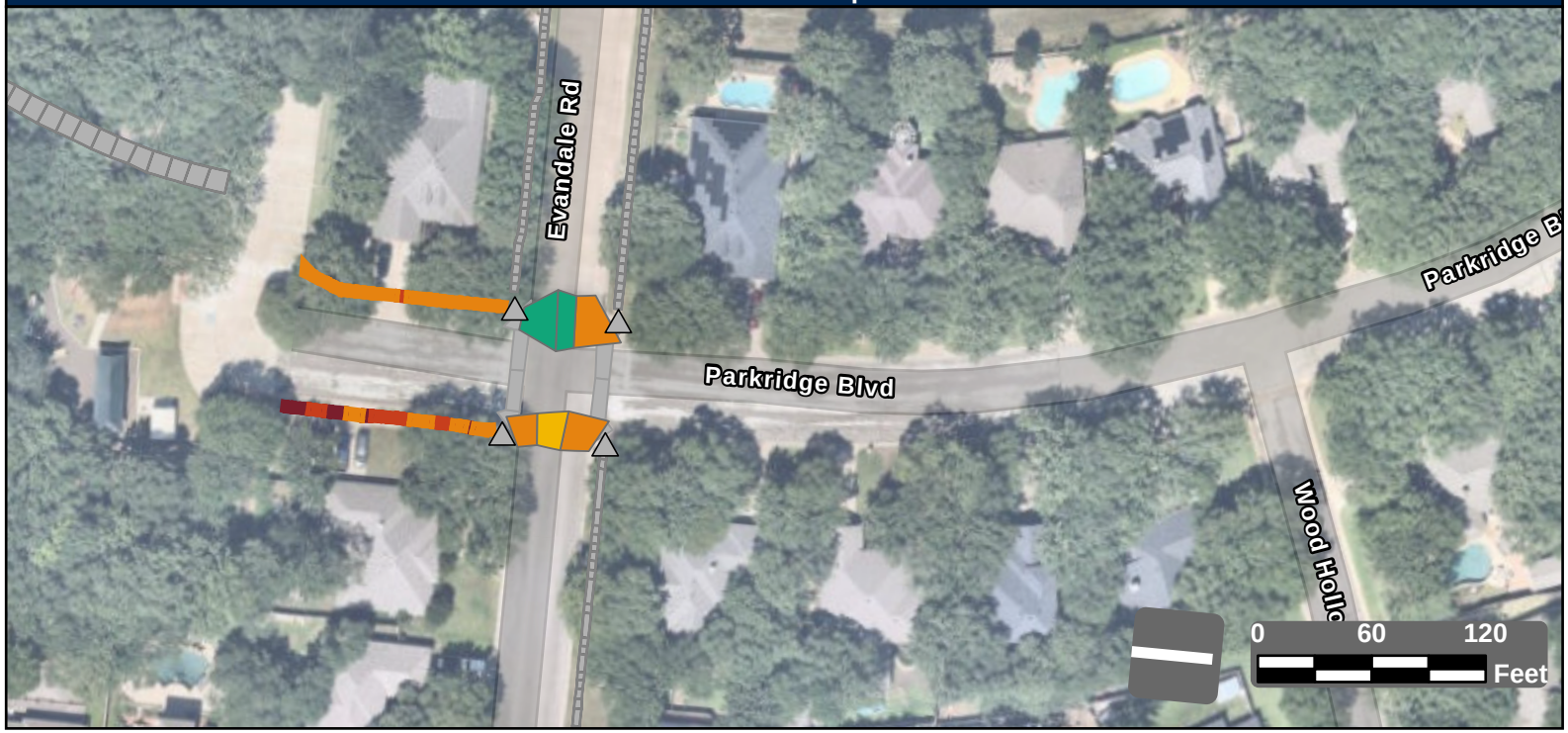

Facility Condition Summary

Sidewalks

Barrier Priority	Length (yd)		Cost
1	33	$	2,370
2	43	$	3,110
3	141	$	10,185
4	0	$	0
5	0	$	0
Total	217	$	15,665

Curb Ramps

Barrier Priority	Quantity		Cost
1	0	$	0
2	0	$	0
3	0	$	0
4	0	$	0
5	0	$	0
Total	0	$	0

Crosswalks

Barrier Priority	Length (yd)		Cost
1	0	$	0
2	0	$	0
3	134	$	0
4	41	$	2,706
5	70	$	
Total	245	$	2,706

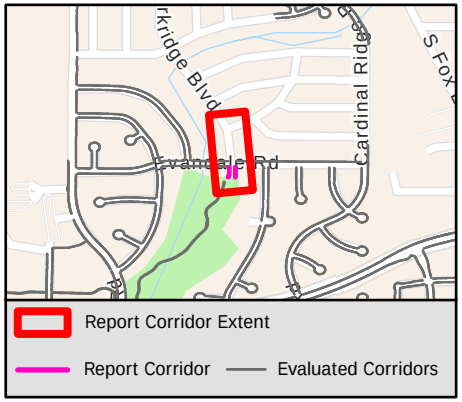

Sidewalk Barrier Summary

Pole	Quantity:	0
Fire Hydrant	Quantity:	0
Vault	Quantity:	0
Vegetation	Quantity:	0
Sign	Quantity:	0
Other	Quantity:	0

Missing Curb Ramps

Symbol	Quantity		Cost
	0	$	0

Curb Ramps Shown in Other Reports

Symbol	Quantity	Cost
	4	Other Report

Conceptual Budget Estimate Disclaimer

This "cost report" assigns a conceptual budget estimate to resolve non-compliance issues and was developed for planning purposes only. Kimley-Horn has no control over the cost of labor, materials, equipment, or over the Contractor's methods of determining prices or over competitive bidding or market conditions. Opinions of probable costs provided herein are based on the information known to Kimley-Horn at this time and represent only Kimley-Horn's judgment as a design professional familiar with the construction industry. Kimley-Horn cannot and does not guarantee that proposals, bids, or actual construction costs will not vary from its opinions of probable costs.

Sidewalk Barrier Conceptual Budget Summary

Sidewalk barriers are displayed for visual purposes only. Their associated costs are stored in the s yer, which is costed panel-by-panel in the Facility Priority Summary.

2012

PROW Sidewalk Corridor Compliance Summary

Corridor

PARKVIEW DR

Corridor Score & Severity

Score: 2

HIGH

Corridor Cost Summary

Facility Type		Cost
Sidewalk	$	3,848
Crosswalks	$	0
Curb Ramps	$	17,850
Missing Ramps	$	0

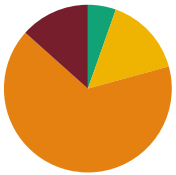

Sidewalk Barrier Priority Distribution

Priority	Percentage (%)
1	12%
2	0%
3	65%
4	14%
5	10%

Corridor Map



Facility Condition Summary

Sidewalks

Barrier Priority	Length (yd)		Cost
1	8	$	578
2	0	$	0
3	43	$	3,138
4	9	$	424
5	7	$	0
Total	60	$	3,848

Curb Ramps

Barrier Priority	Quantity		Cost
1	0	$	0
2	5	$	31,250
3	0	$	0
4	0	$	0
5	0	$	0
Total	3	$	17,850

Crosswalks

Barrier Priority	Length (yd)		Cost
1	0	$	0
2	0	$	0
3	0	$	0
4	0	$	0
5	0	$	0
Total	0	$	0

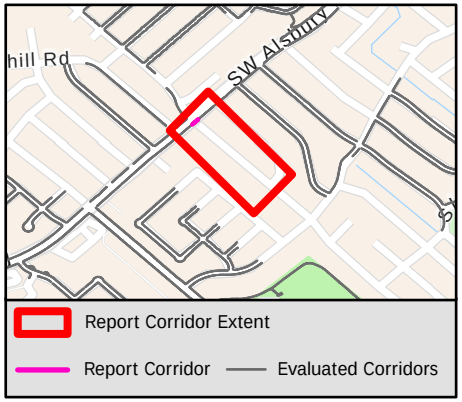

Sidewalk Barrier Summary

Pole	Quantity:	0
Fire Hydrant	Quantity:	0
Vault	Quantity:	0
Vegetation	Quantity:	0
Sign	Quantity:	0
Other	Quantity:	0

Missing Curb Ramps

Symbol	Quantity		Cost
	0	$	0

Curb Ramps Shown in Other Reports

Symbol	Quantity	Cost
	6	Other Report

Conceptual Budget Estimate Disclaimer

This "cost report" assigns a conceptual budget estimate to resolve non-compliance issues and was developed for planning purposes only. Kimley-Horn has no control over the cost of labor, materials, equipment, or over the Contractor's methods of determining prices or over competitive bidding or market conditions. Opinions of probable costs provided herein are based on the information known to Kimley-Horn at this time and represent only Kimley-Horn's judgment as a design professional familiar with the construction industry. Kimley-Horn cannot and does not guarantee that proposals, bids, or actual construction costs will not vary from its opinions of probable costs.

Sidewalk Barrier Conceptual Budget Summary

Sidewalk barriers are displayed for visual purposes only. Their associated costs are stored in the s yer, which is costed panel-by-panel in the Facility Priority Summary.

2013

PROW Sidewalk Corridor Compliance Summary

Corridor

PARKVIEW DR

Corridor Score & Severity

Score: 2

HIGH

Corridor Cost Summary

Facility Type		Cost
Sidewalk	$	292
Crosswalks	$	0
Curb Ramps	$	13,400
Missing Ramps	$	0

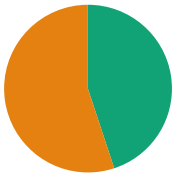

Sidewalk Barrier Priority Distribution

Priority	Percentage (%)
1	12%
2	0%
3	65%
4	14%
5	10%

Corridor Map



Facility Condition Summary

Sidewalks

Barrier Priority	Length (yd)		Cost
1	8	$	578
2	0	$	0
3	43	$	3,138
4	9	$	424
5	7	$	0
Total	7	$	292

Curb Ramps

Barrier Priority	Quantity		Cost
1	0	$	0
2	5	$	31,250
3	0	$	0
4	0	$	0
5	0	$	0
Total	2	$	13,400

Crosswalks

Barrier Priority	Length (yd)		Cost
1	0	$	0
2	0	$	0
3	0	$	0
4	0	$	0
5	0	$	0
Total	0	$	0

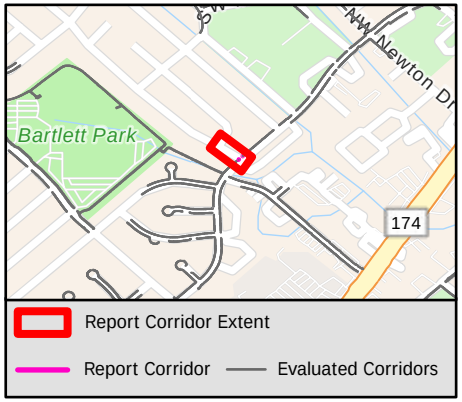

Sidewalk Barrier Summary

Pole	Quantity:	0
Fire Hydrant	Quantity:	0
Vault	Quantity:	0
Vegetation	Quantity:	0
Sign	Quantity:	0
Other	Quantity:	0

Missing Curb Ramps

Symbol	Quantity		Cost
	0	$	0

Curb Ramps Shown in Other Reports

Symbol	Quantity	Cost
	0	Other Report

Conceptual Budget Estimate Disclaimer

This "cost report" assigns a conceptual budget estimate to resolve non-compliance issues and was developed for planning purposes only. Kimley-Horn has no control over the cost of labor, materials, equipment, or over the Contractor's methods of determining prices or over competitive bidding or market conditions. Opinions of probable costs provided herein are based on the information known to Kimley-Horn at this time and represent only Kimley-Horn's judgment as a design professional familiar with the construction industry. Kimley-Horn cannot and does not guarantee that proposals, bids, or actual construction costs will not vary from its opinions of probable costs.

Sidewalk Barrier Conceptual Budget Summary

Sidewalk barriers are displayed for visual purposes only. Their associated costs are stored in the s yer, which is costed panel-by-panel in the Facility Priority Summary.

2014

PROW Sidewalk Corridor Compliance Summary

Corridor

PAULA TER

Corridor Score & Severity

Score: 4

MEDIUM

Corridor Cost Summary

Facility Type		Cost
Sidewalk	$	15,564
Crosswalks	$	0
Curb Ramps	$	0
Missing Ramps	$	0

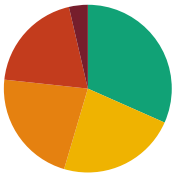

Sidewalk Barrier Priority Distribution

Priority	Percentage (%)
1	4%
2	20%
3	22%
4	23%
5	32%

Corridor Map

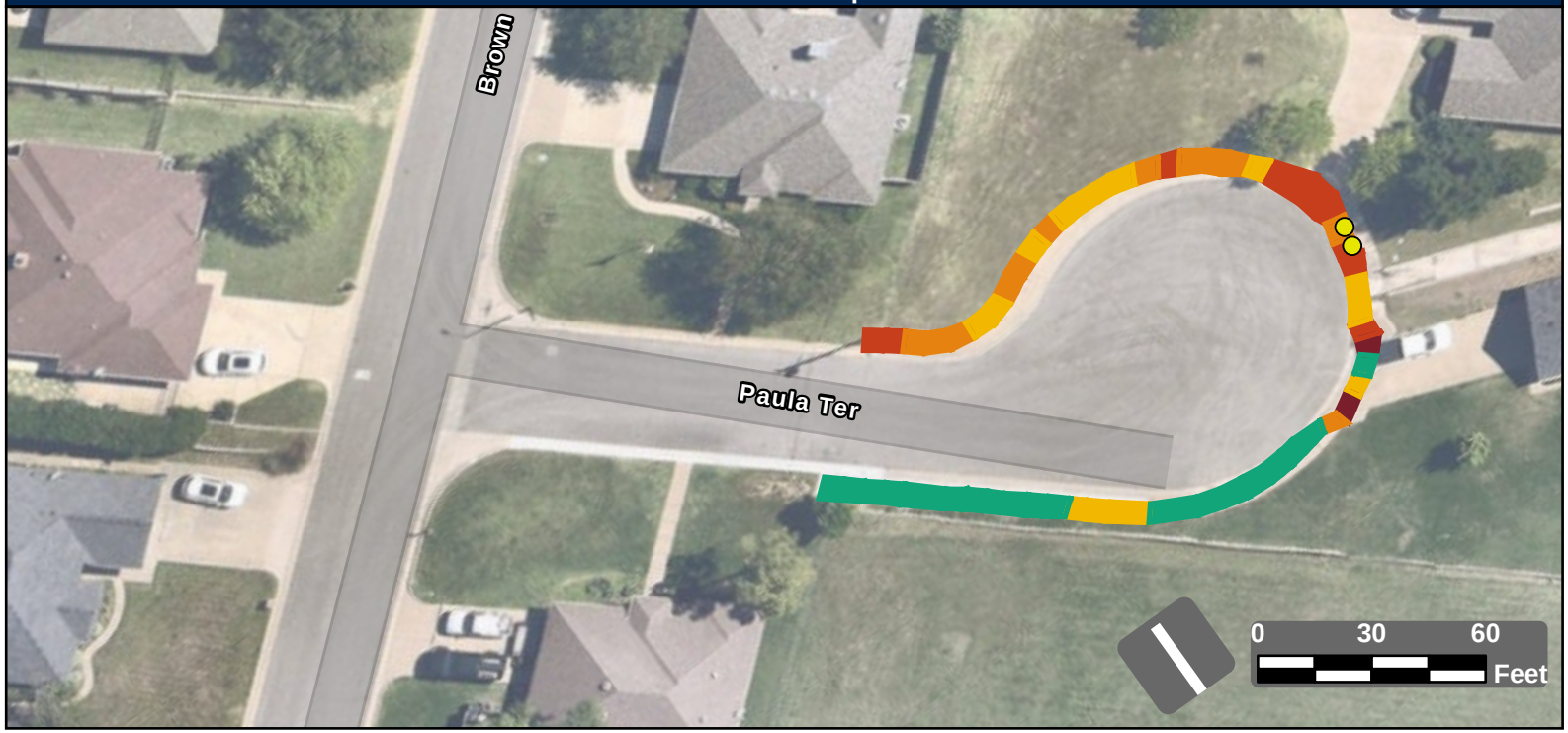

Facility Condition Summary

Sidewalks

Barrier Priority	Length (yd)		Cost
1	11	$	619
2	60	$	4,266
3	67	$	5,039
4	70	$	5,266
5	96	$	374
Total	305	$	15,564

Curb Ramps

Barrier Priority	Quantity		Cost
1	0	$	0
2	0	$	0
3	0	$	0
4	0	$	0
5	0	$	0
Total	0	$	0

Crosswalks

Barrier Priority	Length (yd)		Cost
1	0	$	0
2	0	$	0
3	0	$	0
4	0	$	0
5	0	$	0
Total	0	$	0

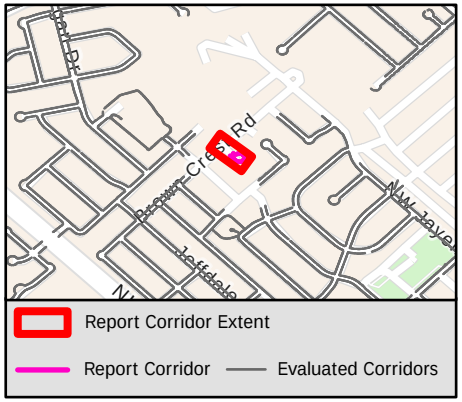

Sidewalk Barrier Summary

Pole	Quantity:	0
Fire Hydrant	Quantity:	0
Vault	Quantity:	0
Vegetation	Quantity:	0
Sign	Quantity:	0
Other	Quantity:	2

Missing Curb Ramps

Symbol	Quantity		Cost
	0	$	0

Curb Ramps Shown in Other Reports

Symbol	Quantity	Cost
	0	Other Report

Conceptual Budget Estimate Disclaimer

This "cost report" assigns a conceptual budget estimate to resolve non-compliance issues and was developed for planning purposes only. Kimley-Horn has no control over the cost of labor, materials, equipment, or over the Contractor's methods of determining prices or over competitive bidding or market conditions. Opinions of probable costs provided herein are based on the information known to Kimley-Horn at this time and represent only Kimley-Horn's judgment as a design professional familiar with the construction industry. Kimley-Horn cannot and does not guarantee that proposals, bids, or actual construction costs will not vary from its opinions of probable costs.

Sidewalk Barrier Conceptual Budget Summary

Sidewalk barriers are displayed for visual purposes only. Their associated costs are stored in the s yer, which is costed panel-by-panel in the Facility Priority Summary.

2015

PROW Sidewalk Corridor Compliance Summary

Corridor

PEACH LN

Corridor Score & Severity

Score: 4
MEDIUM

Corridor Cost Summary

Facility Type		Cost
Sidewalk	$	690,764
Crosswalks	$	15,338
Curb Ramps	$	83,000
Missing Ramps	$	21,000

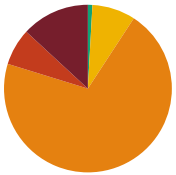

Sidewalk Barrier Priority Distribution

Priority	Percentage (%)
1	13%
2	7%
3	71%
4	8%
5	1%

Corridor Map

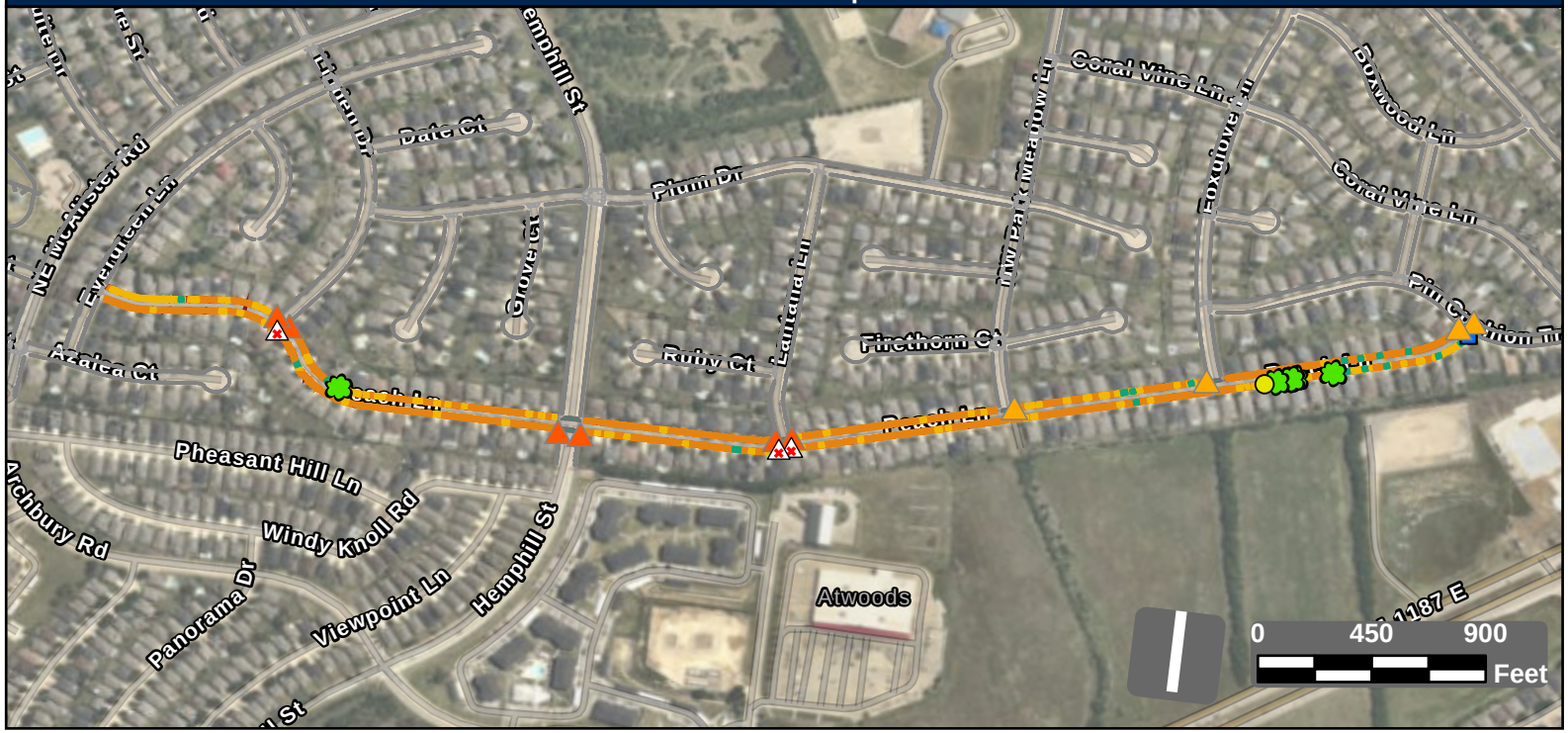

Facility Condition Summary

Sidewalks

Barrier Priority	Length (yd)		Cost
1	1,328	$	95,553
2	720	$	49,602
3	7,135	$	515,304
4	844	$	24,013
5	87	$	6,292
Total	10,113	$	690,764

Curb Ramps

Barrier Priority	Quantity		Cost
1	0	$	0
2	6	$	53,700
3	4	$	29,300
4	0	$	0
5	0	$	0
Total	10	$	83,000

Crosswalks

Barrier Priority	Length (yd)		Cost
1	0	$	0
2	14	$	2,826
3	0	$	0
4	131	$	12,512
5	494	$	
Total	640	$	15,338

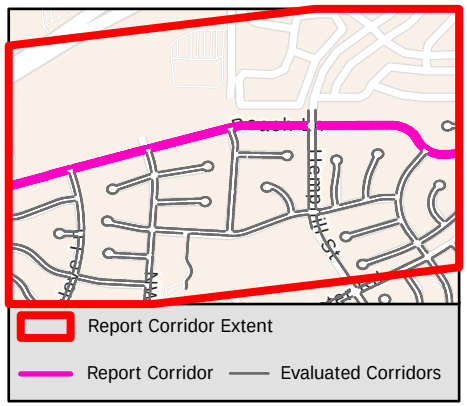

Sidewalk Barrier Summary

Pole	Quantity:	0
Fire Hydrant	Quantity:	0
Vault	Quantity:	1
Vegetation	Quantity:	5
Sign	Quantity:	0
Other	Quantity:	1

Missing Curb Ramps

Symbol	Quantity		Cost
	3	$	21,000

Curb Ramps Shown in Other Reports

Symbol	Quantity	Cost
	0	Other Report

Conceptual Budget Estimate Disclaimer

This "cost report" assigns a conceptual budget estimate to resolve non-compliance issues and was developed for planning purposes only. Kimley-Horn has no control over the cost of labor, materials, equipment, or over the Contractor's methods of determining prices or over competitive bidding or market conditions. Opinions of probable costs provided herein are based on the information known to Kimley-Horn at this time and represent only Kimley-Horn's judgment as a design professional familiar with the construction industry. Kimley-Horn cannot and does not guarantee that proposals, bids, or actual construction costs will not vary from its opinions of probable costs.

Sidewalk Barrier Conceptual Budget Summary

Sidewalk barriers are displayed for visual purposes only. Their associated costs are stored in the s yer, which is costed panel-by-panel in the Facility Priority Summary.

2016

PROW Sidewalk Corridor Compliance Summary

Corridor

PEBBLE CREEK DR

Corridor Score & Severity

Score: 4

MEDIUM

Corridor Cost Summary

Facility Type		Cost
Sidewalk	$	254,001
Crosswalks	$	11,883
Curb Ramps	$	38,250
Missing Ramps	$	28,000

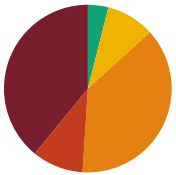

Sidewalk Barrier Priority Distribution

Priority	Percentage (%)
1	39%
2	10%
3	37%
4	10%
5	4%

Corridor Map

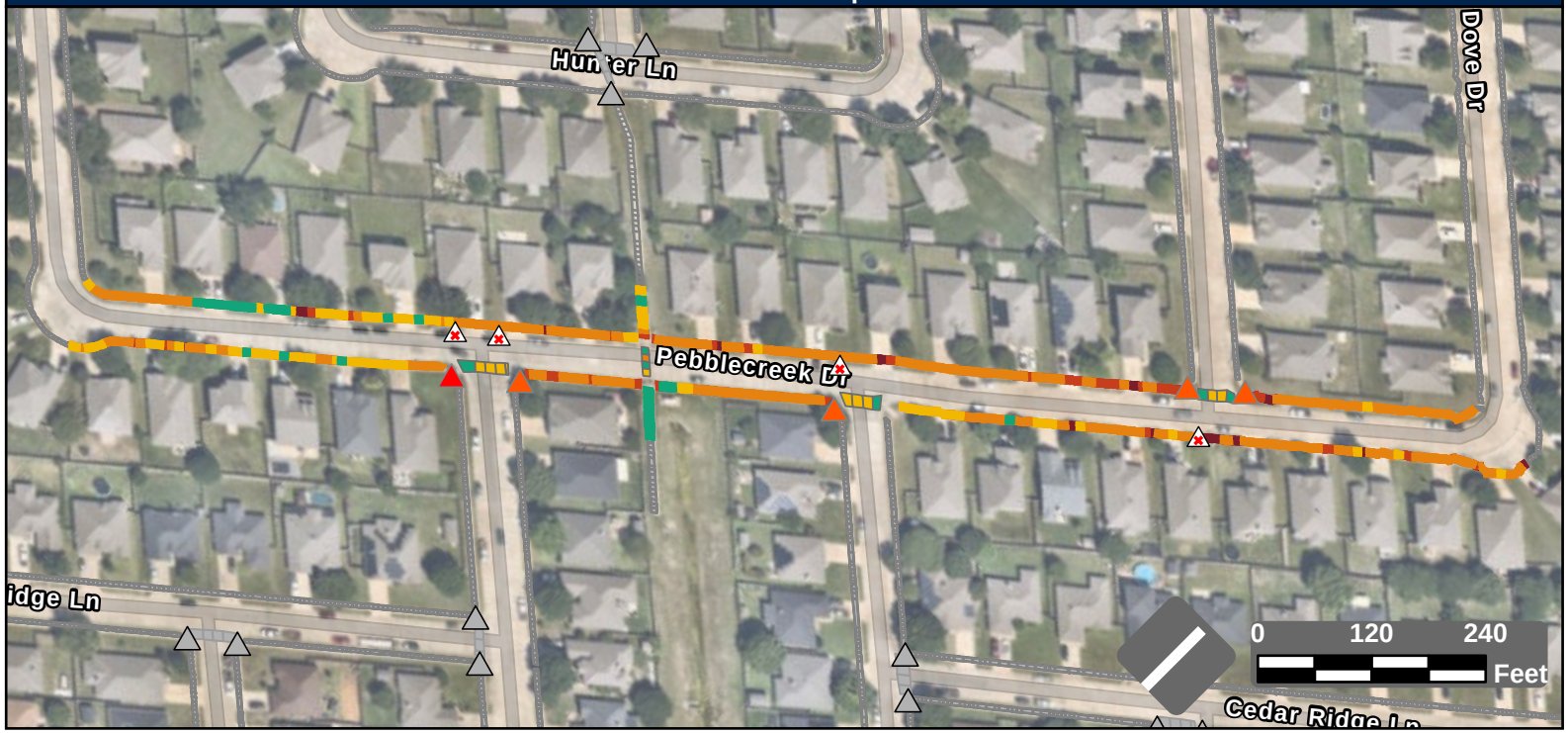

Facility Condition Summary

Sidewalks

Barrier Priority	Length (yd)		Cost
1	1,465	$	105,897
2	372	$	26,106
3	1,415	$	102,188
4	351	$	16,776
5	148	$	3,034
Total	3,751	$	254,001

Curb Ramps

Barrier Priority	Quantity		Cost
1	1	$	8,950
2	4	$	29,300
3	0	$	0
4	0	$	0
5	0	$	0
Total	5	$	38,250

Crosswalks

Barrier Priority	Length (yd)		Cost
1	0	$	0
2	0	$	0
3	7	$	0
4	114	$	11,883
5	66	$	
Total	187	$	11,883

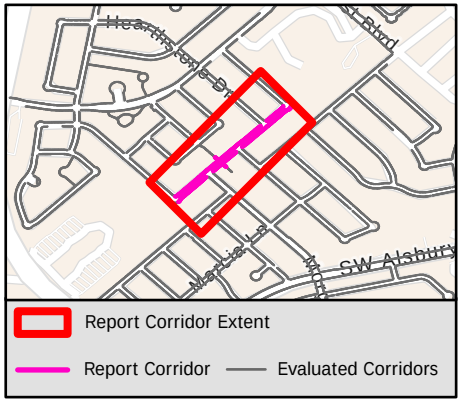

Sidewalk Barrier Summary

Pole	Quantity:	0
Fire Hydrant	Quantity:	0
Vault	Quantity:	0
Vegetation	Quantity:	0
Sign	Quantity:	0
Other	Quantity:	0

Missing Curb Ramps

Symbol	Quantity		Cost
	4	$	28,000

Curb Ramps Shown in Other Reports

Symbol	Quantity	Cost
	11	Other Report

Conceptual Budget Estimate Disclaimer

This "cost report" assigns a conceptual budget estimate to resolve non-compliance issues and was developed for planning purposes only. Kimley-Horn has no control over the cost of labor, materials, equipment, or over the Contractor's methods of determining prices or over competitive bidding or market conditions. Opinions of probable costs provided herein are based on the information known to Kimley-Horn at this time and represent only Kimley-Horn's judgment as a design professional familiar with the construction industry. Kimley-Horn cannot and does not guarantee that proposals, bids, or actual construction costs will not vary from its opinions of probable costs.

Sidewalk Barrier Conceptual Budget Summary

Sidewalk barriers are displayed for visual purposes only. Their associated costs are stored in the s… yer, which is costed panel-by-panel in the Facility Priority Summary.

2017

PROW Sidewalk Corridor Compliance Summary

Corridor

PECOS CT

Corridor Score & Severity

Score: 3

MEDIUM

Corridor Cost Summary

Facility Type		Cost
Sidewalk	$	35,392
Crosswalks	$	0
Curb Ramps	$	13,400
Missing Ramps	$	0

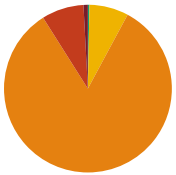

Sidewalk Barrier Priority Distribution

Priority	Percentage (%)
1	1%
2	8%
3	83%
4	8%
5	0%

Corridor Map



Facility Condition Summary

Sidewalks

Barrier Priority	Length (yd)		Cost
1	4	$	307
2	42	$	2,779
3	431	$	31,133
4	39	$	1,061
5	2	$	112
Total	518	$	35,392

Curb Ramps

Barrier Priority	Quantity		Cost
1	0	$	0
2	0	$	0
3	2	$	13,400
4	0	$	0
5	0	$	0
Total	2	$	13,400

Crosswalks

Barrier Priority	Length (yd)		Cost
1	0	$	0
2	0	$	0
3	0	$	0
4	0	$	0
5	0	$	0
Total	0	$	0

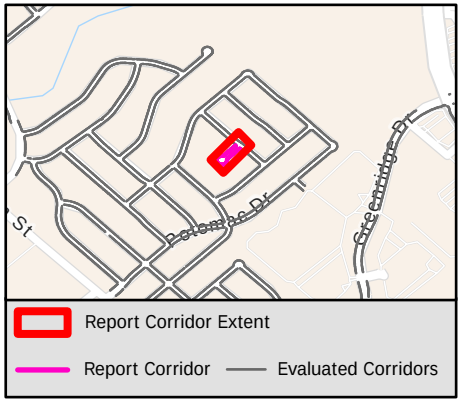

Sidewalk Barrier Summary

Pole	Quantity:	0
Fire Hydrant	Quantity:	0
Vault	Quantity:	0
Vegetation	Quantity:	0
Sign	Quantity:	0
Other	Quantity:	0

Missing Curb Ramps

Symbol	Quantity		Cost
	0	$	0

Curb Ramps Shown in Other Reports

Symbol	Quantity	Cost
	0	Other Report

Conceptual Budget Estimate Disclaimer

This "cost report" assigns a conceptual budget estimate to resolve non-compliance issues and was developed for planning purposes only. Kimley-Horn has no control over the cost of labor, materials, equipment, or over the Contractor's methods of determining prices or over competitive bidding or market conditions. Opinions of probable costs provided herein are based on the information known to Kimley-Horn at this time and represent only Kimley-Horn's judgment as a design professional familiar with the construction industry. Kimley-Horn cannot and does not guarantee that proposals, bids, or actual construction costs will not vary from its opinions of probable costs.

Sidewalk Barrier Conceptual Budget Summary

Sidewalk barriers are displayed for visual purposes only. Their associated costs are stored in the s yer, which is costed panel-by-panel in the Facility Priority Summary.

2018

PROW Sidewalk Corridor Compliance Summary

Corridor

PECOS DR

Corridor Score & Severity

Score: 5

LOW

Corridor Cost Summary

Facility Type		Cost
Sidewalk	$	83,787
Crosswalks	$	
Curb Ramps	$	21,300
Missing Ramps	$	7,000

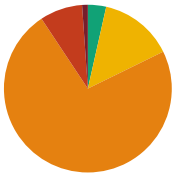

Sidewalk Barrier Priority Distribution

Priority	Percentage (%)
1	1%
2	8%
3	73%
4	14%
5	4%

Corridor Map



Facility Condition Summary

Sidewalks

Barrier Priority	Length (yd)		Cost
1	14	$	1,006
2	105	$	6,700
3	933	$	67,386
4	182	$	5,455
5	45	$	3,240
Total	1,279	$	83,787

Curb Ramps

Barrier Priority	Quantity		Cost
1	0	$	0
2	0	$	0
3	4	$	21,300
4	0	$	0
5	0	$	0
Total	4	$	21,300

Crosswalks

Barrier Priority	Length (yd)		Cost
1	0	$	0
2	0	$	0
3	0	$	0
4	0	$	0
5	48	$	
Total	48	$	

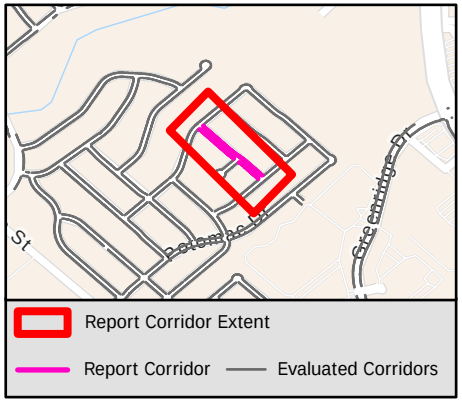

Sidewalk Barrier Summary

Pole	Quantity:	0
Fire Hydrant	Quantity:	0
Vault	Quantity:	0
Vegetation	Quantity:	0
Sign	Quantity:	0
Other	Quantity:	0

Missing Curb Ramps

Symbol	Quantity		Cost
	1	$	7,000

Curb Ramps Shown in Other Reports

Symbol	Quantity	Cost
	3	Other Report

Conceptual Budget Estimate Disclaimer

This "cost report" assigns a conceptual budget estimate to resolve non-compliance issues and was developed for planning purposes only. Kimley-Horn has no control over the cost of labor, materials, equipment, or over the Contractor's methods of determining prices or over competitive bidding or market conditions. Opinions of probable costs provided herein are based on the information known to Kimley-Horn at this time and represent only Kimley-Horn's judgment as a design professional familiar with the construction industry. Kimley-Horn cannot and does not guarantee that proposals, bids, or actual construction costs will not vary from its opinions of probable costs.

Sidewalk Barrier Conceptual Budget Summary

Sidewalk barriers are displayed for visual purposes only. Their associated costs are stored in the s yer, which is costed panel-by-panel in the Facility Priority Summary.

2019

PROW Sidewalk Corridor Compliance Summary

Corridor

PEDERNALES ST

Corridor Score & Severity

Score: 5

LOW

Corridor Cost Summary

Facility Type		Cost
Sidewalk	$	56,305
Crosswalks	$	
Curb Ramps	$	11,400
Missing Ramps	$	21,000

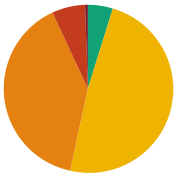

Sidewalk Barrier Priority Distribution

Priority	Percentage (%)
1	1%
2	6%
3	40%
4	49%
5	5%

Corridor Map

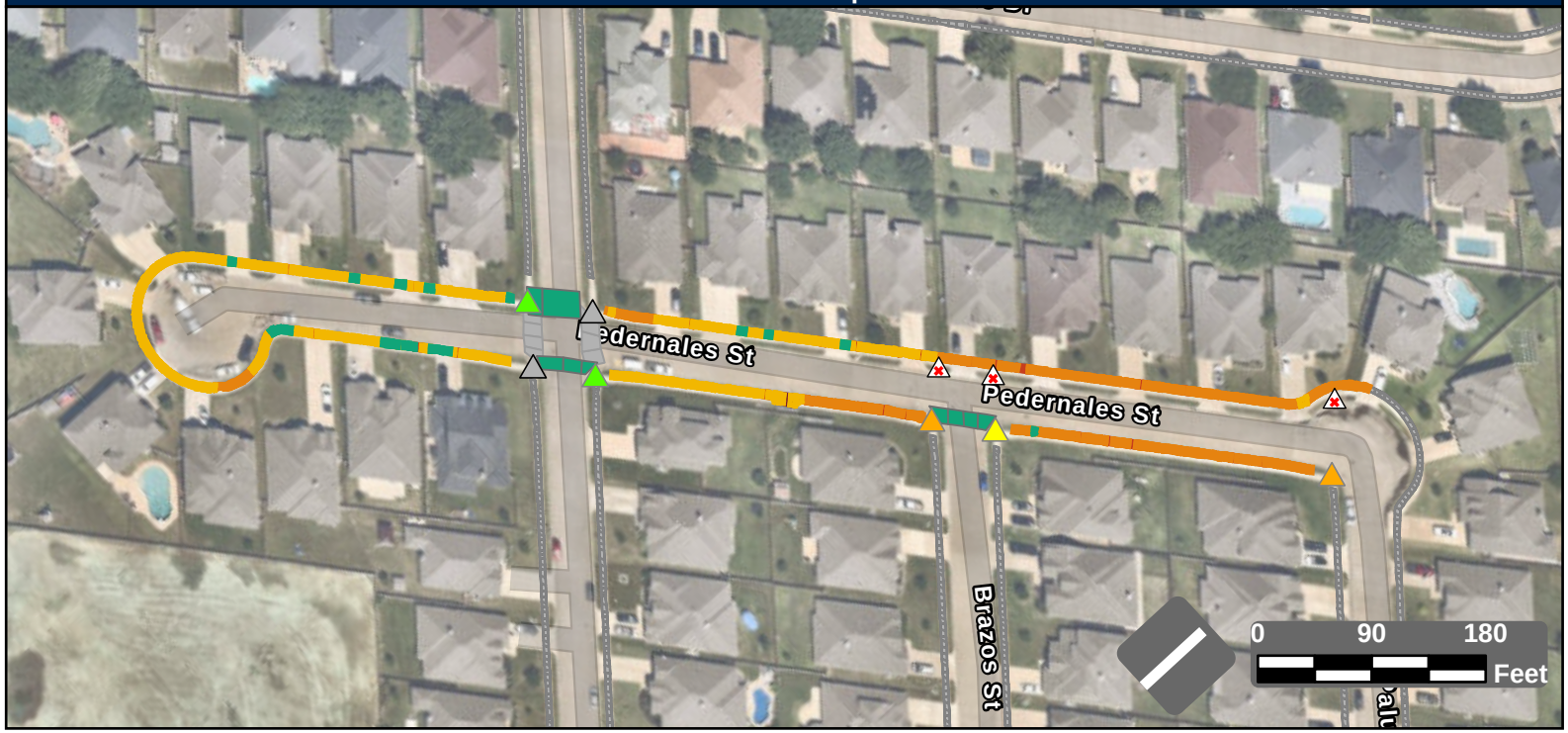

Facility Condition Summary

Sidewalks

Barrier Priority	Length (yd)		Cost
1	8	$	275
2	95	$	5,942
3	585	$	42,241
4	716	$	2,708
5	71	$	5,139
Total	1,474	$	56,305

Curb Ramps

Barrier Priority	Quantity		Cost
1	0	$	0
2	0	$	0
3	2	$	2,450
4	1	$	8,950
5	2	$	0
Total	5	$	11,400

Crosswalks

Barrier Priority	Length (yd)		Cost
1	0	$	0
2	0	$	0
3	0	$	0
4	0	$	0
5	194	$	
Total	194	$	

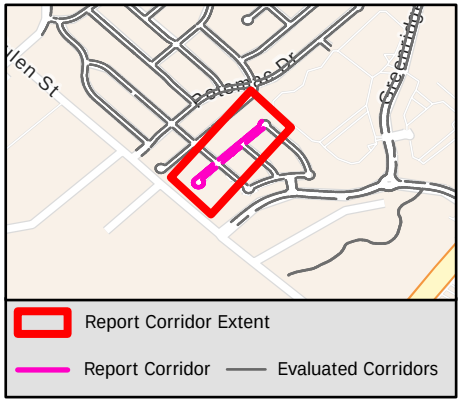

Sidewalk Barrier Summary

Pole	Quantity:	0
Fire Hydrant	Quantity:	0
Vault	Quantity:	0
Vegetation	Quantity:	0
Sign	Quantity:	0
Other	Quantity:	0

Missing Curb Ramps

Symbol	Quantity		Cost
	3	$	21,000

Curb Ramps Shown in Other Reports

Symbol	Quantity	Cost
	2	Other Report

Conceptual Budget Estimate Disclaimer

This "cost report" assigns a conceptual budget estimate to resolve non-compliance issues and was developed for planning purposes only. Kimley-Horn has no control over the cost of labor, materials, equipment, or over the Contractor's methods of determining prices or over competitive bidding or market conditions. Opinions of probable costs provided herein are based on the information known to Kimley-Horn at this time and represent only Kimley-Horn's judgment as a design professional familiar with the construction industry. Kimley-Horn cannot and does not guarantee that proposals, bids, or actual construction costs will not vary from its opinions of probable costs.

Sidewalk Barrier Conceptual Budget Summary

Sidewalk barriers are displayed for visual purposes only. Their associated costs are stored in the s yer, which is costed panel-by-panel in the Facility Priority Summary.

2020

PROW Sidewalk Corridor Compliance Summary

Corridor

PENNY LN

Corridor Score & Severity

Score: 4
MEDIUM

Corridor Cost Summary

Facility Type		Cost
Sidewalk	$	44,627
Crosswalks	$	0
Curb Ramps	$	0
Missing Ramps	$	0

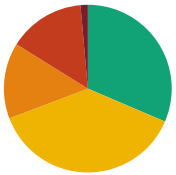

Sidewalk Barrier Priority Distribution

Priority	Percentage (%)
1	1%
2	15%
3	15%
4	38%
5	31%

Corridor Map



Facility Condition Summary

Sidewalks

Barrier Priority	Length (yd)		Cost
1	14	$	1,027
2	149	$	9,610
3	148	$	10,680
4	383	$	18,436
5	318	$	4,874
Total	1,013	$	44,627

Curb Ramps

Barrier Priority	Quantity		Cost
1	0	$	0
2	0	$	0
3	0	$	0
4	0	$	0
5	0	$	0
Total	0	$	0

Crosswalks

Barrier Priority	Length (yd)		Cost
1	0	$	0
2	0	$	0
3	0	$	0
4	0	$	0
5	0	$	0
Total	0	$	0

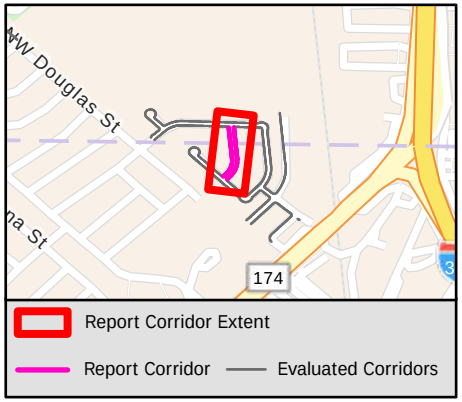

Sidewalk Barrier Summary

Pole	Quantity:	0
Fire Hydrant	Quantity:	0
Vault	Quantity:	0
Vegetation	Quantity:	0
Sign	Quantity:	0
Other	Quantity:	0

Missing Curb Ramps

Symbol	Quantity		Cost
	0	$	0

Curb Ramps Shown in Other Reports

Symbol	Quantity	Cost
	4	Other Report

Conceptual Budget Estimate Disclaimer

This "cost report" assigns a conceptual budget estimate to resolve non-compliance issues and was developed for planning purposes only. Kimley-Horn has no control over the cost of labor, materials, equipment, or over the Contractor's methods of determining prices or over competitive bidding or market conditions. Opinions of probable costs provided herein are based on the information known to Kimley-Horn at this time and represent only Kimley-Horn's judgment as a design professional familiar with the construction industry. Kimley-Horn cannot and does not guarantee that proposals, bids, or actual construction costs will not vary from its opinions of probable costs.

Sidewalk Barrier Conceptual Budget Summary

Sidewalk barriers are displayed for visual purposes only. Their associated costs are stored in the s ver, which is costed panel-by-panel in the Facility Priority Summary.

2021

PROW Sidewalk Corridor Compliance Summary

Corridor

PHLOX LN

Corridor Score & Severity

Score: 5

LOW

Corridor Cost Summary

Facility Type		Cost
Sidewalk	$	111,090
Crosswalks	$	2,446
Curb Ramps	$	31,250
Missing Ramps	$	35,000

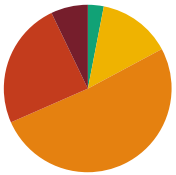

Sidewalk Barrier Priority Distribution

Priority	Percentage (%)
1	7%
2	24%
3	51%
4	14%
5	3%

Corridor Map



Facility Condition Summary

Sidewalks

Barrier Priority	Length (yd)		Cost
1	113	$	8,170
2	389	$	27,600
3	815	$	58,852
4	225	$	12,981
5	48	$	3,487
Total	1,590	$	111,090

Curb Ramps

Barrier Priority	Quantity		Cost
1	2	$	11,900
2	3	$	19,350
3	0	$	0
4	0	$	0
5	0	$	0
Total	5	$	31,250

Crosswalks

Barrier Priority	Length (yd)		Cost
1	0	$	0
2	0	$	0
3	0	$	0
4	25	$	2,446
5	71	$	
Total	96	$	2,446

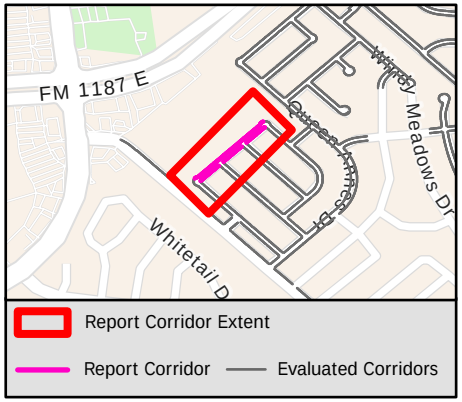

Sidewalk Barrier Summary

Pole	Quantity:	0
Fire Hydrant	Quantity:	0
Vault	Quantity:	0
Vegetation	Quantity:	0
Sign	Quantity:	0
Other	Quantity:	0

Missing Curb Ramps

Symbol	Quantity		Cost
	5	$	35,000

Curb Ramps Shown in Other Reports

Symbol	Quantity	Cost
	1	Other Report

Conceptual Budget Estimate Disclaimer

This "cost report" assigns a conceptual budget estimate to resolve non-compliance issues and was developed for planning purposes only. Kimley-Horn has no control over the cost of labor, materials, equipment, or over the Contractor's methods of determining prices or over competitive bidding or market conditions. Opinions of probable costs provided herein are based on the information known to Kimley-Horn at this time and represent only Kimley-Horn's judgment as a design professional familiar with the construction industry. Kimley-Horn cannot and does not guarantee that proposals, bids, or actual construction costs will not vary from its opinions of probable costs.

Sidewalk Barrier Conceptual Budget Summary

Sidewalk barriers are displayed for visual purposes only. Their associated costs are stored in the s yer, which is costed panel-by-panel in the Facility Priority Summary.

2022

PROW Sidewalk Corridor Compliance Summary

Corridor

PICCADILLY CIR

Corridor Score & Severity

Score: 3

MEDIUM

Corridor Cost Summary

Facility Type		Cost
Sidewalk	$	21,567
Crosswalks	$	0
Curb Ramps	$	0
Missing Ramps	$	0

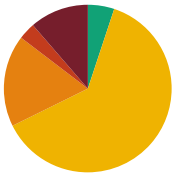

Sidewalk Barrier Priority Distribution

Priority	Percentage (%)
1	11%
2	3%
3	18%
4	63%
5	5%

Corridor Map

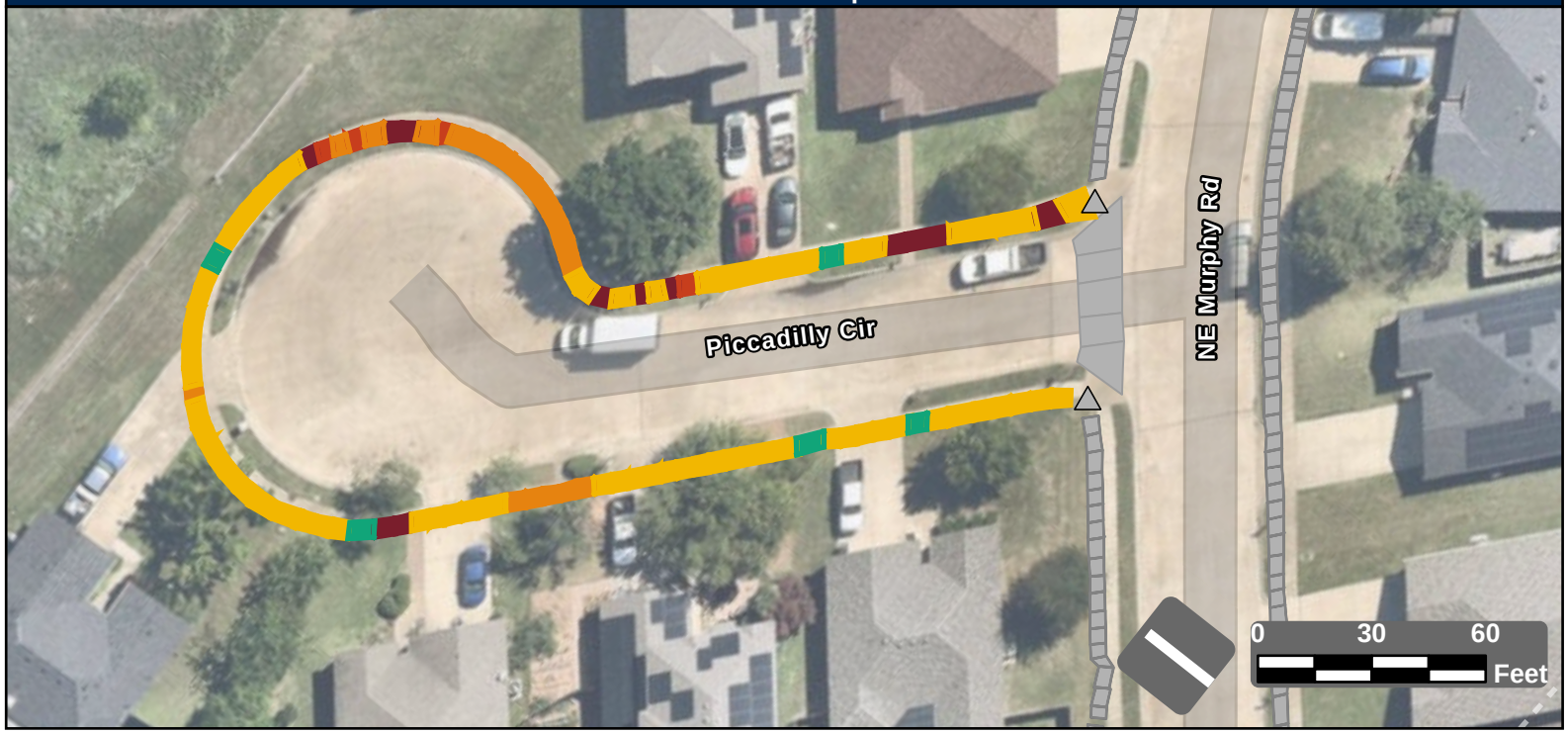

Facility Condition Summary

Sidewalks

Barrier Priority	Length (yd)		Cost
1	56	$	3,289
2	16	$	860
3	87	$	6,250
4	307	$	9,363
5	25	$	1,804
Total	490	$	21,567

Curb Ramps

Barrier Priority	Quantity		Cost
1	0	$	0
2	0	$	0
3	0	$	0
4	0	$	0
5	0	$	0
Total	0	$	0

Crosswalks

Barrier Priority	Length (yd)		Cost
1	0	$	0
2	0	$	0
3	0	$	0
4	0	$	0
5	0	$	0
Total	0	$	0

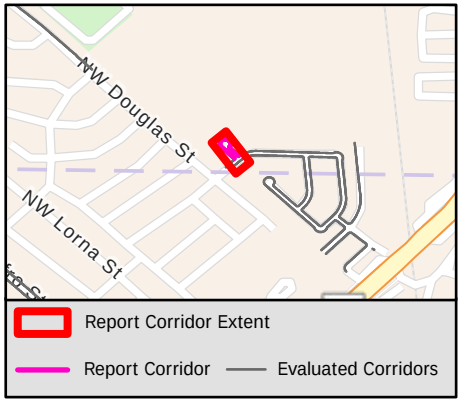

Sidewalk Barrier Summary

Pole	Quantity:	0
Fire Hydrant	Quantity:	0
Vault	Quantity:	0
Vegetation	Quantity:	0
Sign	Quantity:	0
Other	Quantity:	0

Missing Curb Ramps

Symbol	Quantity		Cost
	0	$	0

Curb Ramps Shown in Other Reports

Symbol	Quantity	Cost
	2	Other Report

Conceptual Budget Estimate Disclaimer

This "cost report" assigns a conceptual budget estimate to resolve non-compliance issues and was developed for planning purposes only. Kimley-Horn has no control over the cost of labor, materials, equipment, or over the Contractor's methods of determining prices or over competitive bidding or market conditions. Opinions of probable costs provided herein are based on the information known to Kimley-Horn at this time and represent only Kimley-Horn's judgment as a design professional familiar with the construction industry. Kimley-Horn cannot and does not guarantee that proposals, bids, or actual construction costs will not vary from its opinions of probable costs.

Sidewalk Barrier Conceptual Budget Summary

Sidewalk barriers are displayed for visual purposes only. Their associated costs are stored in the s yer, which is costed panel-by-panel in the Facility Priority Summary.

2023

PROW Sidewalk Corridor Compliance Summary

Corridor

PIN CUSHION TRL

Corridor Score & Severity

Score: 4

MEDIUM

Corridor Cost Summary

Facility Type		Cost
Sidewalk	$	256,802
Crosswalks	$	12,931
Curb Ramps	$	50,700
Missing Ramps	$	0

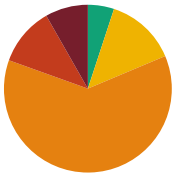

Sidewalk Barrier Priority Distribution

Priority	Percentage (%)
1	8%
2	11%
3	62%
4	14%
5	5%

Corridor Map

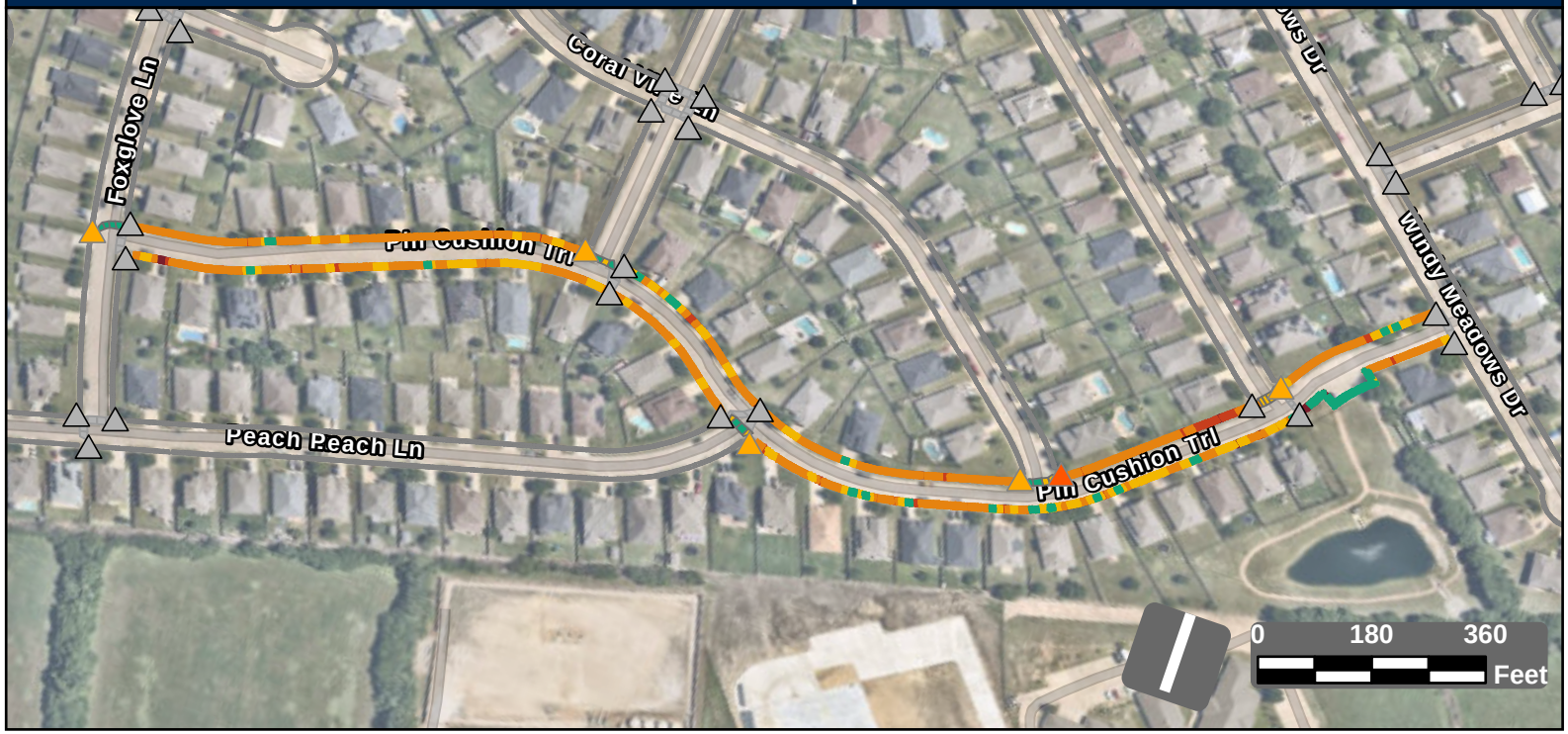

Facility Condition Summary

Sidewalks

Barrier Priority	Length (yd)		Cost
1	319	$	22,944
2	435	$	30,829
3	2,386	$	172,356
4	526	$	22,332
5	195	$	8,340
Total	3,861	$	256,802

Curb Ramps

Barrier Priority	Quantity		Cost
1	0	$	0
2	1	$	8,950
3	5	$	41,750
4	0	$	0
5	0	$	0
Total	6	$	50,700

Crosswalks

Barrier Priority	Length (yd)		Cost
1	0	$	0
2	0	$	0
3	10	$	
4	122	$	12,931
5	141	$	
Total	273	$	12,931

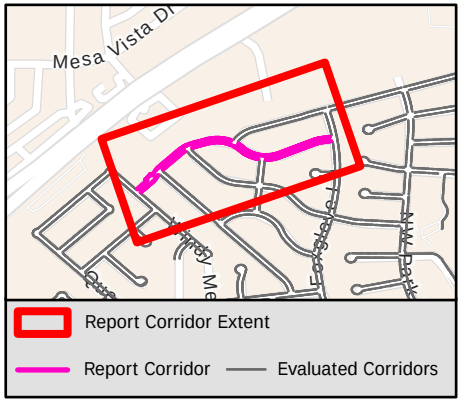

Sidewalk Barrier Summary

Pole	Quantity:	0
Fire Hydrant	Quantity:	0
Vault	Quantity:	0
Vegetation	Quantity:	0
Sign	Quantity:	0
Other	Quantity:	0

Missing Curb Ramps

Symbol	Quantity		Cost
	0	$	0

Curb Ramps Shown in Other Reports

Symbol	Quantity	Cost
	24	Other Report

Conceptual Budget Estimate Disclaimer

This "cost report" assigns a conceptual budget estimate to resolve non-compliance issues and was developed for planning purposes only. Kimley-Horn has no control over the cost of labor, materials, equipment, or over the Contractor's methods of determining prices or over competitive bidding or market conditions. Opinions of probable costs provided herein are based on the information known to Kimley-Horn at this time and represent only Kimley-Horn's judgment as a design professional familiar with the construction industry. Kimley-Horn cannot and does not guarantee that proposals, bids, or actual construction costs will not vary from its opinions of probable costs.

Sidewalk Barrier Conceptual Budget Summary

2024

Sidewalk barriers are displayed for visual purposes only. Their associated costs are stored in the s yer, which is costed panel-by-panel in the Facility Priority Summary.

PROW Sidewalk Corridor Compliance Summary

Corridor

PIN OAK DR

Corridor Score & Severity

Score: 3

MEDIUM

Corridor Cost Summary

Facility Type		Cost
Sidewalk	$	43,368
Crosswalks	$	0
Curb Ramps	$	0
Missing Ramps	$	0

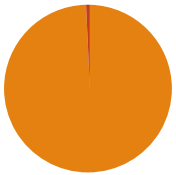

Sidewalk Barrier Priority Distribution

Priority	Percentage (%)
1	0%
2	1%
3	99%
4	0%
5	0%

Corridor Map

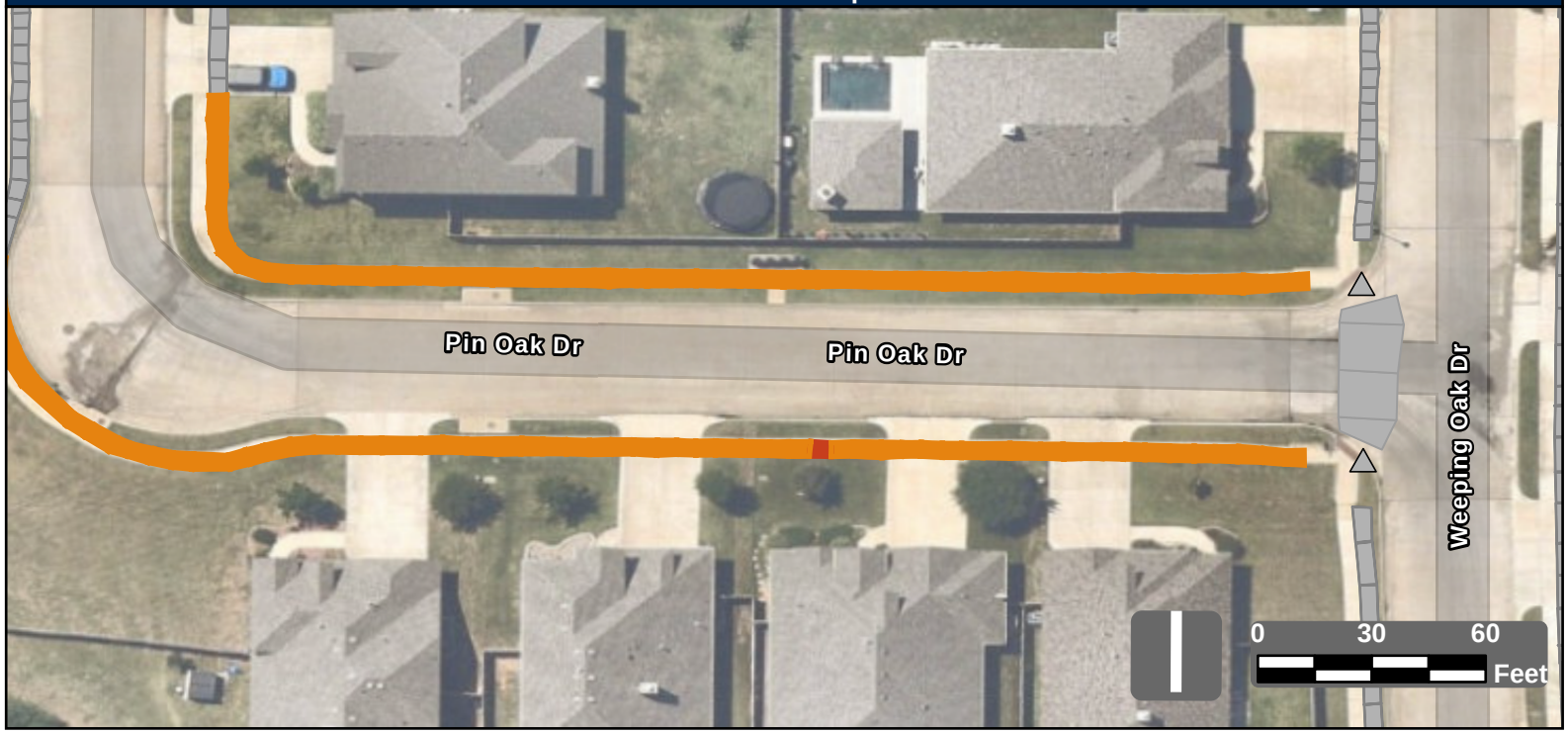

Facility Condition Summary

Sidewalks

Barrier Priority	Length (yd)		Cost
1	0	$	0
2	4	$	317
3	601	$	43,381
4	0	$	0
5	0	$	0
Total	600	$	43,368

Curb Ramps

Barrier Priority	Quantity		Cost
1	2	$	0
2	2	$	0
3	0	$	0
4	0	$	0
5	0	$	0
Total	0	$	0

Crosswalks

Barrier Priority	Length (yd)		Cost
1	0	$	0
2	0	$	0
3	0	$	0
4	0	$	0
5	0	$	0
Total	0	$	0

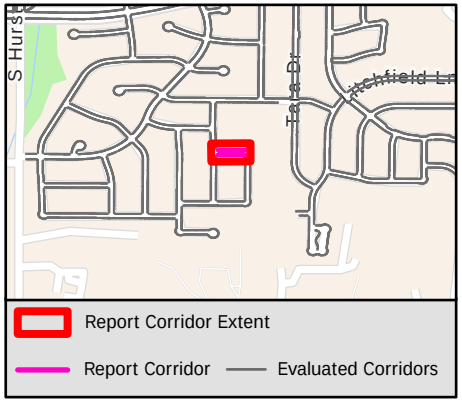

Sidewalk Barrier Summary

Pole	Quantity:	0
Fire Hydrant	Quantity:	0
Vault	Quantity:	0
Vegetation	Quantity:	0
Sign	Quantity:	0
Other	Quantity:	0

Missing Curb Ramps

Symbol	Quantity		Cost
	0	$	0

Curb Ramps Shown in Other Reports

Symbol	Quantity	Cost
	2	Other Report

Conceptual Budget Estimate Disclaimer

This "cost report" assigns a conceptual budget estimate to resolve non-compliance issues and was developed for planning purposes only. Kimley-Horn has no control over the cost of labor, materials, equipment, or over the Contractor's methods of determining prices or over competitive bidding or market conditions. Opinions of probable costs provided herein are based on the information known to Kimley-Horn at this time and represent only Kimley-Horn's judgment as a design professional familiar with the construction industry. Kimley-Horn cannot and does not guarantee that proposals, bids, or actual construction costs will not vary from its opinions of probable costs.

Sidewalk Barrier Conceptual Budget Summary

Sidewalk barriers are displayed for visual purposes only. Their associated costs are stored in the s yer, which is costed panel-by-panel in the Facility Priority Summary.

2025

PROW Sidewalk Corridor Compliance Summary

Corridor

PINE MOUNTAIN DR

Corridor Score & Severity

Score: 3

MEDIUM

Corridor Cost Summary

Facility Type		Cost
Sidewalk	$	621
Crosswalks	$	0
Curb Ramps	$	18,900
Missing Ramps	$	0



Sidewalk Barrier Priority Distribution

Priority	Percentage (%)
1	0%
2	0%
3	100%
4	0%
5	0%

Corridor Map



Facility Condition Summary

Sidewalks

Barrier Priority	Length (yd)		Cost
1	0	$	0
2	0	$	0
3	9	$	621
4	0	$	0
5	0	$	0
Total	9	$	621

Curb Ramps

Barrier Priority	Quantity		Cost
1	0	$	0
2	0	$	0
3	4	$	18,900
4	0	$	0
5	0	$	0
Total	4	$	18,900

Crosswalks

Barrier Priority	Length (yd)		Cost
1	0	$	0
2	0	$	0
3	0	$	0
4	0	$	0
5	0	$	0
Total	0	$	0

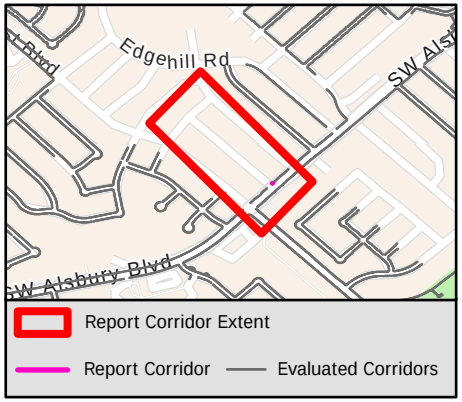

Sidewalk Barrier Summary

Pole	Quantity:	0
Fire Hydrant	Quantity:	0
Vault	Quantity:	0
Vegetation	Quantity:	0
Sign	Quantity:	0
Other	Quantity:	0

Missing Curb Ramps

Symbol	Quantity		Cost
	0	$	0

Curb Ramps Shown in Other Reports

Symbol	Quantity	Cost
	15	Other Report

Conceptual Budget Estimate Disclaimer

This "cost report" assigns a conceptual budget estimate to resolve non-compliance issues and was developed for planning purposes only. Kimley-Horn has no control over the cost of labor, materials, equipment, or over the Contractor's methods of determining prices or over competitive bidding or market conditions. Opinions of probable costs provided herein are based on the information known to Kimley-Horn at this time and represent only Kimley-Horn's judgment as a design professional familiar with the construction industry. Kimley-Horn cannot and does not guarantee that proposals, bids, or actual construction costs will not vary from its opinions of probable costs.

Sidewalk Barrier Conceptual Budget Summary

Sidewalk barriers are displayed for visual purposes only. Their associated costs are stored in the s yer, which is costed panel-by-panel in the Facility Priority Summary.

2026

PROW Sidewalk Corridor Compliance Summary

Corridor

PINE ST

Corridor Score & Severity

Score: 4
MEDIUM

Corridor Cost Summary

Facility Type		Cost
Sidewalk	$	30,961
Crosswalks	$	1,215
Curb Ramps	$	11,900
Missing Ramps	$	0

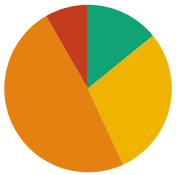

Sidewalk Barrier Priority Distribution

Priority	Percentage (%)
1	0%
2	8%
3	49%
4	29%
5	14%

Corridor Map

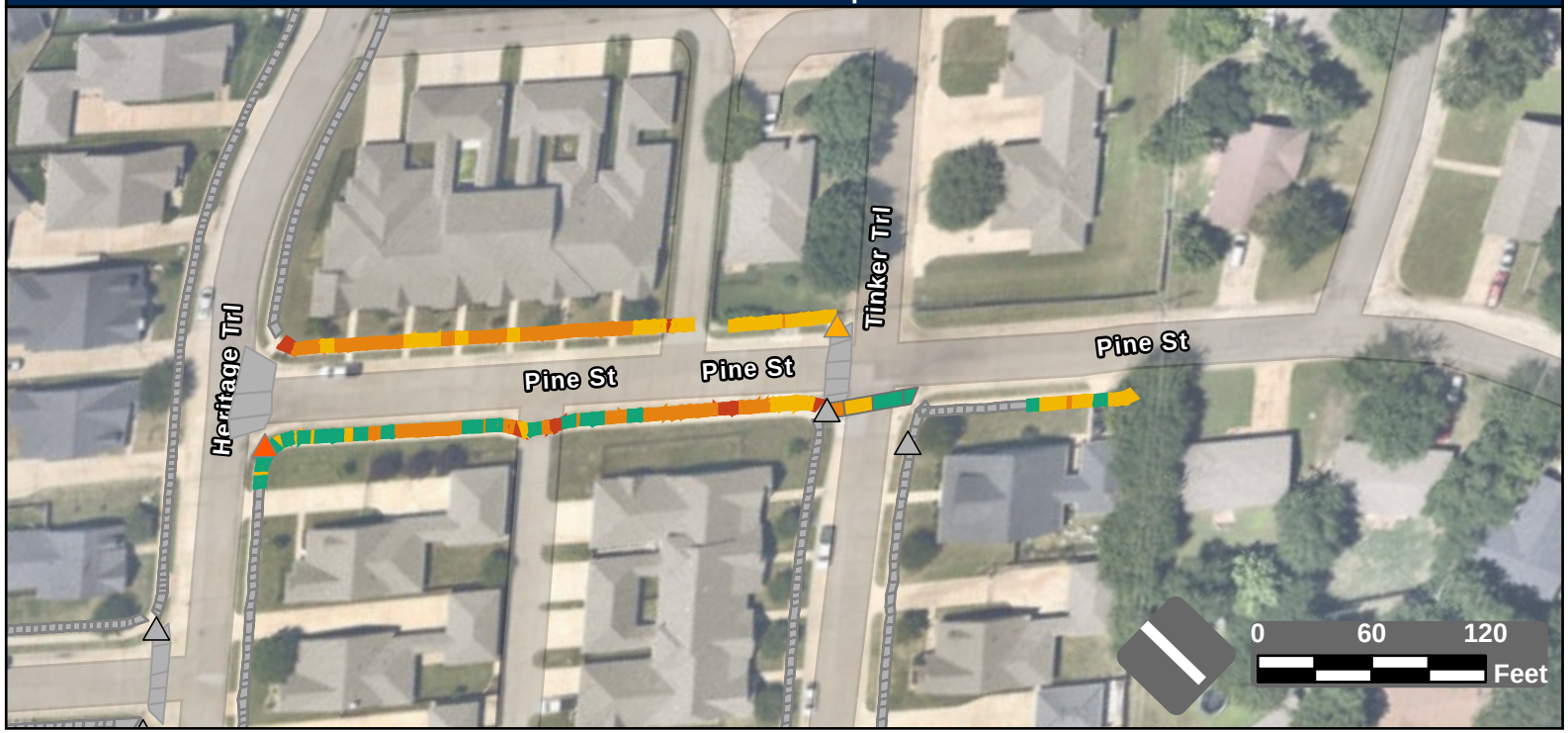

Facility Condition Summary

Sidewalks

Barrier Priority	Length (yd)		Cost
1	0	$	0
2	51	$	3,025
3	301	$	21,751
4	179	$	4,490
5	88	$	1,696
Total	620	$	30,961

Curb Ramps

Barrier Priority	Quantity		Cost
1	0	$	0
2	1	$	5,950
3	1	$	5,950
4	0	$	0
5	0	$	0
Total	2	$	11,900

Crosswalks

Barrier Priority	Length (yd)		Cost
1	0	$	0
2	0	$	0
3	7	$	0
4	13	$	1,215
5	20	$	
Total	41	$	1,215

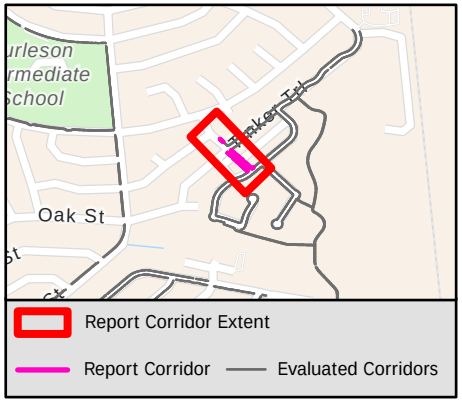

Sidewalk Barrier Summary

Pole	Quantity:	0
Fire Hydrant	Quantity:	0
Vault	Quantity:	0
Vegetation	Quantity:	0
Sign	Quantity:	0
Other	Quantity:	0

Missing Curb Ramps

Symbol	Quantity		Cost
	0	$	0

Curb Ramps Shown in Other Reports

Symbol	Quantity	Cost
	4	Other Report

Conceptual Budget Estimate Disclaimer

This "cost report" assigns a conceptual budget estimate to resolve non-compliance issues and was developed for planning purposes only. Kimley-Horn has no control over the cost of labor, materials, equipment, or over the Contractor's methods of determining prices or over competitive bidding or market conditions. Opinions of probable costs provided herein are based on the information known to Kimley-Horn at this time and represent only Kimley-Horn's judgment as a design professional familiar with the construction industry. Kimley-Horn cannot and does not guarantee that proposals, bids, or actual construction costs will not vary from its opinions of probable costs.

Sidewalk Barrier Conceptual Budget Summary

Sidewalk barriers are displayed for visual purposes only. Their associated costs are stored in the s yer, which is costed panel-by-panel in the Facility Priority Summary.

2027

PROW Sidewalk Corridor Compliance Summary

Corridor

PINNACLE DR

Corridor Score & Severity

Score: 4 4

MEDIUM MEDIUM

Corridor Cost Summary

Facility Type		Cost
Sidewalk	$	303,835
Crosswalks	$	39,940
Curb Ramps	$	37,250
Missing Ramps	$	28,000



Sidewalk Barrier Priority Distribution

Priority	Percentage (%)
1	11%
2	18%
3	39%
4	23%
5	9%

Corridor Map

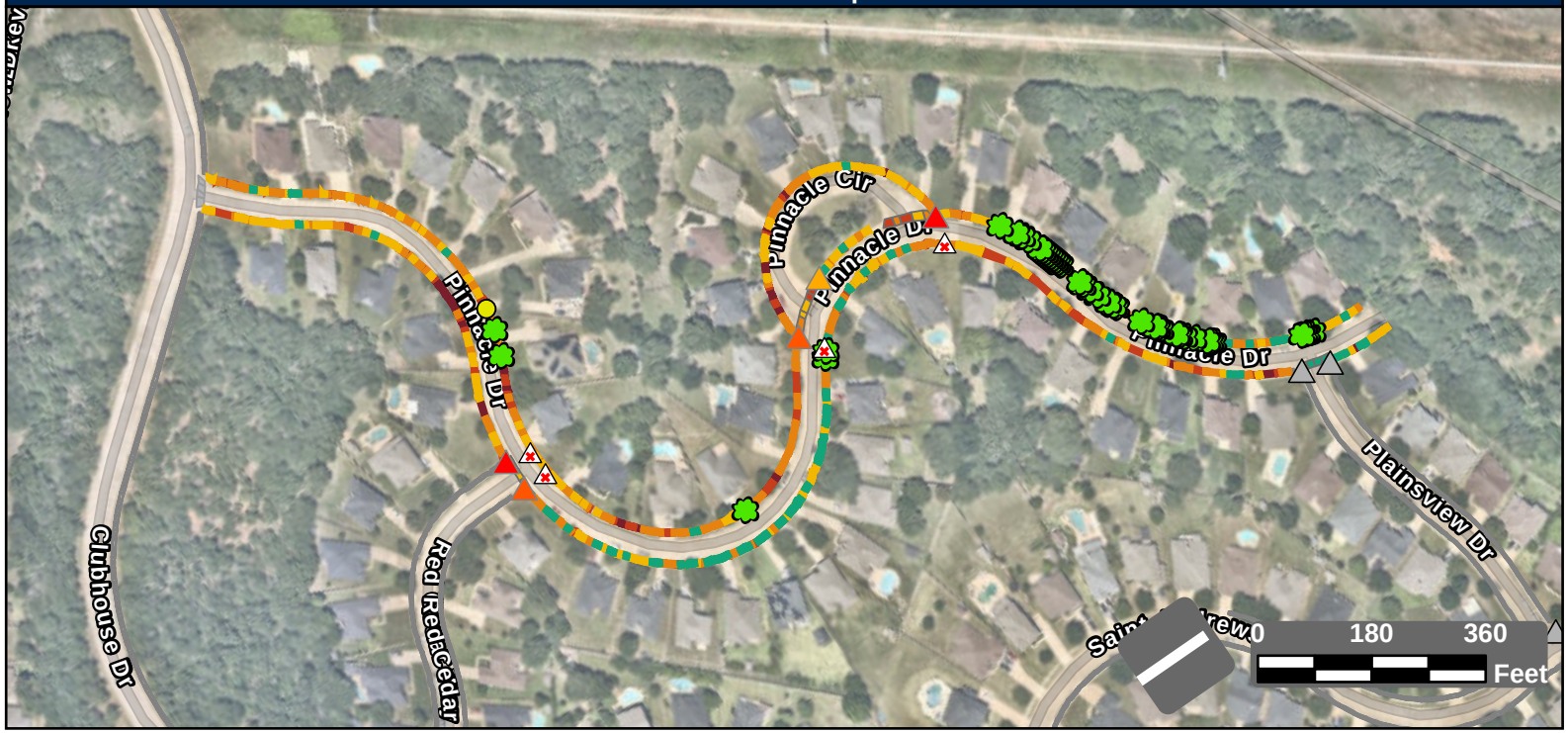

Facility Condition Summary

Sidewalks

Barrier Priority	Length (yd)		Cost
1	502	$	34,150
2	836	$	58,726
3	1,816	$	131,386
4	1,048	$	68,629
5	418	$	10,943
Total	4,621	$	303,835

Curb Ramps

Barrier Priority	Quantity		Cost
1	2	$	14,900
2	2	$	13,400
3	1	$	8,950
4	0	$	0
5	0	$	0
Total	5	$	37,250

Crosswalks

Barrier Priority	Length (yd)		Cost
1	0	$	0
2	82	$	16,393
3	59	$	6,736
4	120	$	16,811
5	59	$	
Total	320	$	39,940

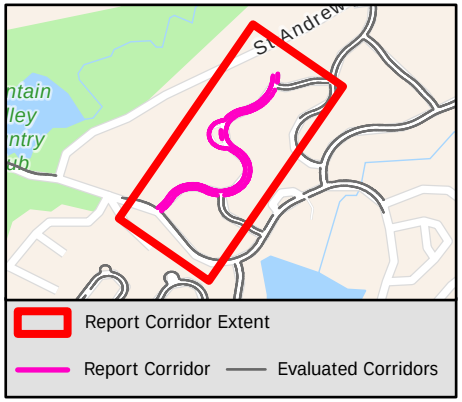

Sidewalk Barrier Summary

Pole	Quantity:	0
Fire Hydrant	Quantity:	0
Vault	Quantity:	0
Vegetation	Quantity:	40
Sign	Quantity:	0
Other	Quantity:	1

Missing Curb Ramps

Symbol	Quantity		Cost
	4	$	28,000

Curb Ramps Shown in Other Reports

Symbol	Quantity	Cost
	4	Other Report

Conceptual Budget Estimate Disclaimer

This "cost report" assigns a conceptual budget estimate to resolve non-compliance issues and was developed for planning purposes only. Kimley-Horn has no control over the cost of labor, materials, equipment, or over the Contractor's methods of determining prices or over competitive bidding or market conditions. Opinions of probable costs provided herein are based on the information known to Kimley-Horn at this time and represent only Kimley-Horn's judgment as a design professional familiar with the construction industry. Kimley-Horn cannot and does not guarantee that proposals, bids, or actual construction costs will not vary from its opinions of probable costs.

Sidewalk Barrier Conceptual Budget Summary

Sidewalk barriers are displayed for visual purposes only. Their associated costs are stored in the s yer, which is costed panel-by-panel in the Facility Priority Summary.

2028

PROW Sidewalk Corridor Compliance Summary

Corridor

PINYON HILLS CT

Corridor Score & Severity

Score: 5

LOW

Corridor Cost Summary

Facility Type		Cost
Sidewalk	$	27,922
Crosswalks	$	834
Curb Ramps	$	5,950
Missing Ramps	$	0

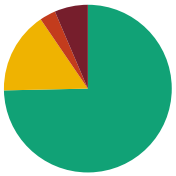

Sidewalk Barrier Priority Distribution

Priority	Percentage (%)
1	6%
2	3%
3	0%
4	16%
5	75%

Corridor Map

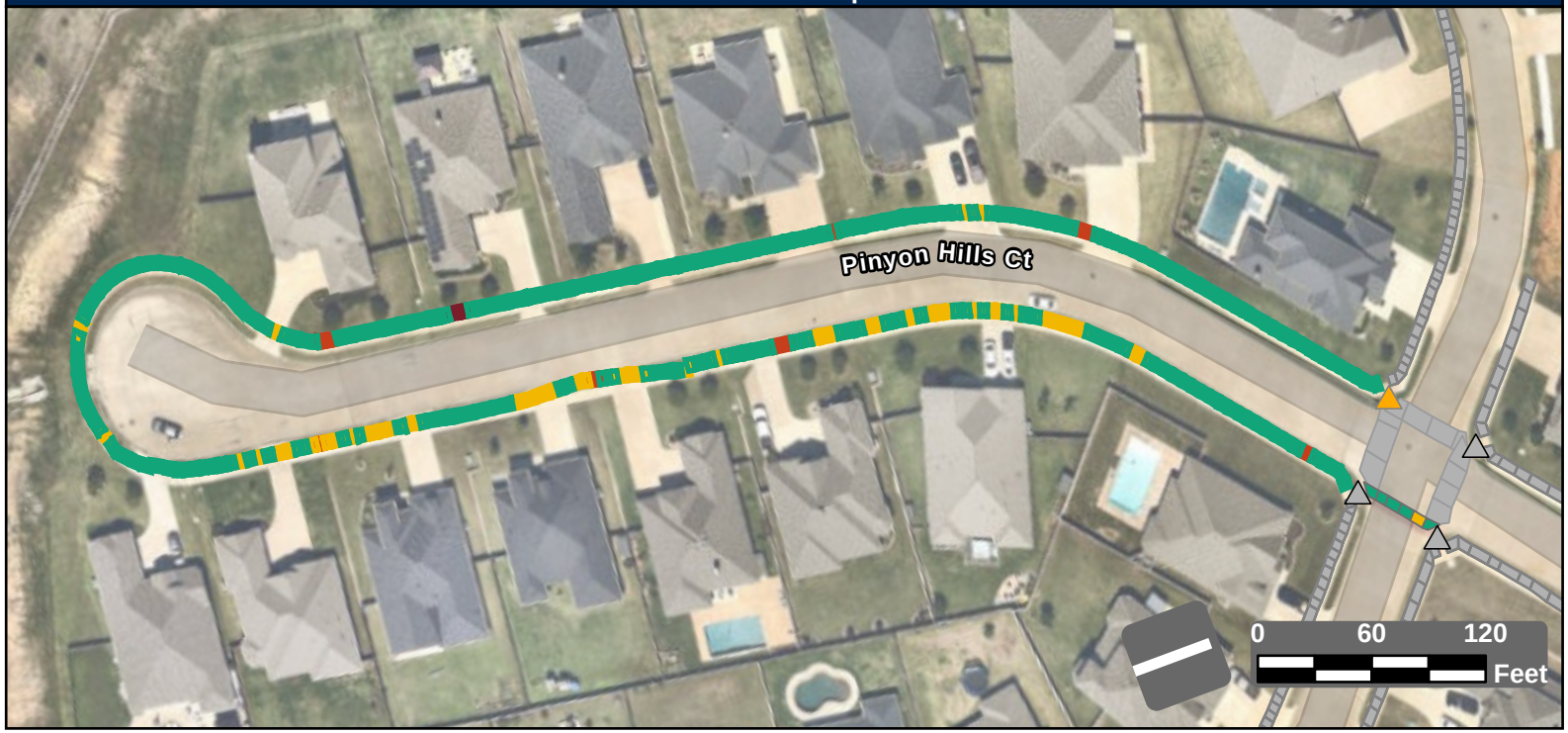

Facility Condition Summary

Sidewalks

Barrier Priority	Length (yd)		Cost
1	101	$	7,289
2	48	$	1,930
3	0	$	0
4	249	$	17,251
5	1,171	$	1,453
Total	1,569	$	27,922

Curb Ramps

Barrier Priority	Quantity		Cost
1	0	$	0
2	0	$	0
3	1	$	5,950
4	0	$	0
5	0	$	0
Total	1	$	5,950

Crosswalks

Barrier Priority	Length (yd)		Cost
1	0	$	0
2	0	$	0
3	0	$	0
4	6	$	834
5	29	$	
Total	36	$	834

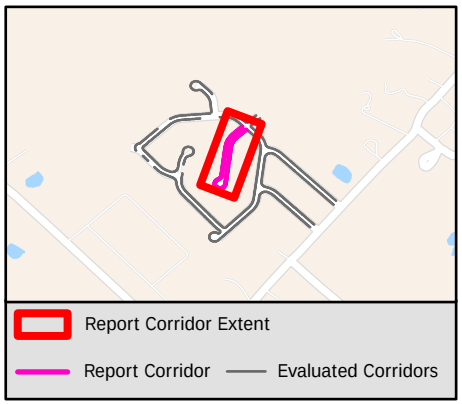

Sidewalk Barrier Summary

Pole	Quantity:	0
Fire Hydrant	Quantity:	0
Vault	Quantity:	0
Vegetation	Quantity:	0
Sign	Quantity:	0
Other	Quantity:	0

Missing Curb Ramps

Symbol	Quantity		Cost
	0	$	0

Curb Ramps Shown in Other Reports

Symbol	Quantity	Cost
	3	Other Report

Conceptual Budget Estimate Disclaimer

This "cost report" assigns a conceptual budget estimate to resolve non-compliance issues and was developed for planning purposes only. Kimley-Horn has no control over the cost of labor, materials, equipment, or over the Contractor's methods of determining prices or over competitive bidding or market conditions. Opinions of probable costs provided herein are based on the information known to Kimley-Horn at this time and represent only Kimley-Horn's judgment as a design professional familiar with the construction industry. Kimley-Horn cannot and does not guarantee that proposals, bids, or actual construction costs will not vary from its opinions of probable costs.

Sidewalk Barrier Conceptual Budget Summary

Sidewalk barriers are displayed for visual purposes only. Their associated costs are stored in the s yer, which is costed panel-by-panel in the Facility Priority Summary.

2029

PROW Sidewalk Corridor Compliance Summary

Corridor

PINYON HILLS DR

Corridor Score & Severity

Score: 5

LOW

Corridor Cost Summary

Facility Type		Cost
Sidewalk	$	15,542
Crosswalks	$	
Curb Ramps	$	0
Missing Ramps	$	0

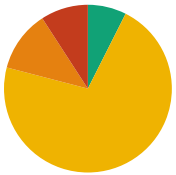

Sidewalk Barrier Priority Distribution

Priority	Percentage (%)
1	0%
2	9%
3	12%
4	72%
5	7%

Corridor Map

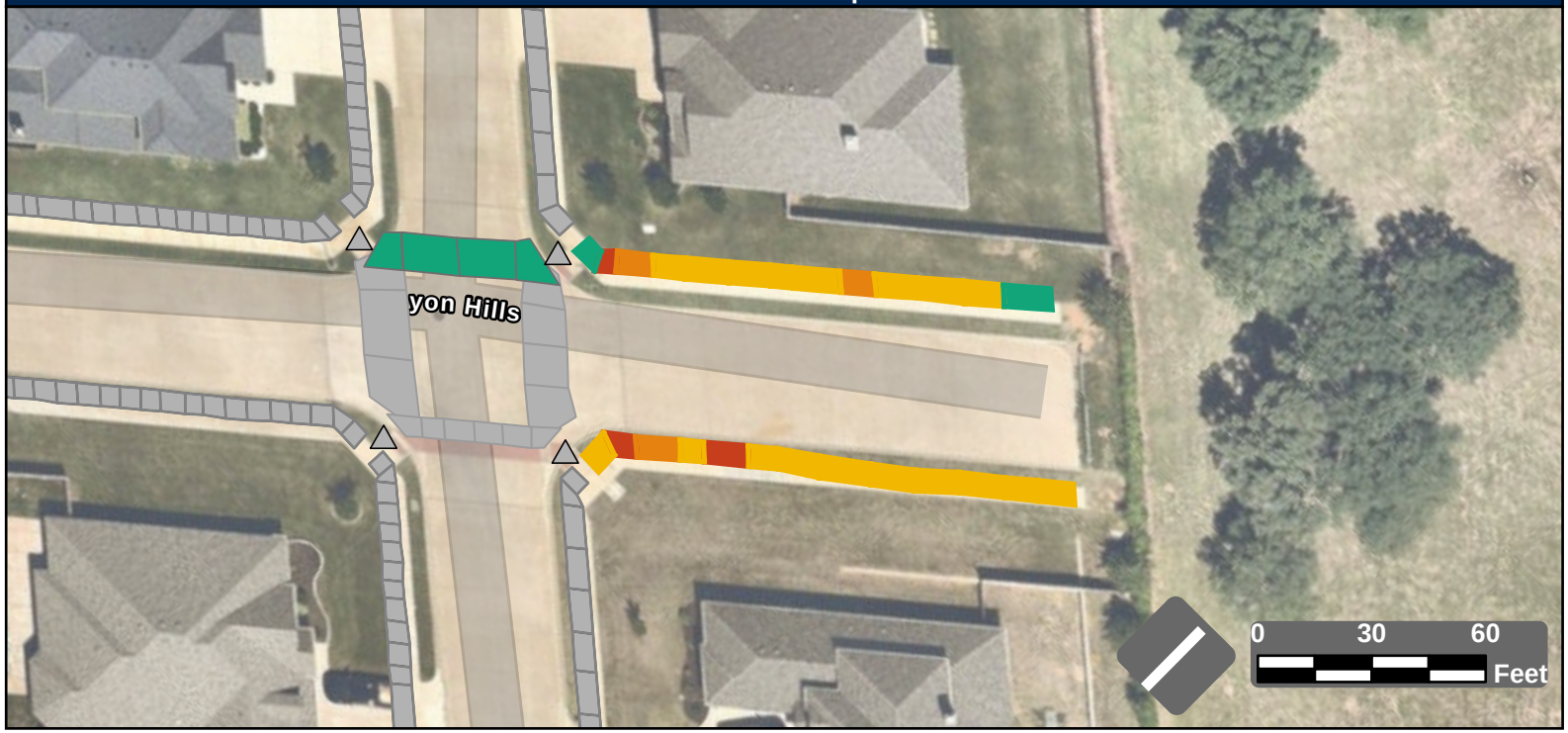

Facility Condition Summary

Sidewalks

Barrier Priority	Length (yd)		Cost
1	0	$	0
2	19	$	1,532
3	25	$	1,971
4	151	$	12,039
5	16	$	0
Total	211	$	15,542

Curb Ramps

Barrier Priority	Quantity		Cost
1	0	$	0
2	0	$	0
3	0	$	0
4	0	$	0
5	0	$	0
Total	0	$	0

Crosswalks

Barrier Priority	Length (yd)		Cost
1	0	$	0
2	0	$	0
3	0	$	0
4	0	$	0
5	69	$	
Total	69	$	

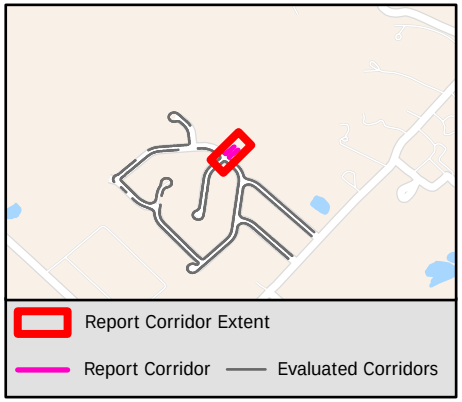

Sidewalk Barrier Summary

Pole	Quantity:	0
Fire Hydrant	Quantity:	0
Vault	Quantity:	0
Vegetation	Quantity:	0
Sign	Quantity:	0
Other	Quantity:	0

Missing Curb Ramps

Symbol	Quantity		Cost
	0	$	0

Curb Ramps Shown in Other Reports

Symbol	Quantity	Cost
	4	Other Report

Conceptual Budget Estimate Disclaimer

This "cost report" assigns a conceptual budget estimate to resolve non-compliance issues and was developed for planning purposes only. Kimley-Horn has no control over the cost of labor, materials, equipment, or over the Contractor's methods of determining prices or over competitive bidding or market conditions. Opinions of probable costs provided herein are based on the information known to Kimley-Horn at this time and represent only Kimley-Horn's judgment as a design professional familiar with the construction industry. Kimley-Horn cannot and does not guarantee that proposals, bids, or actual construction costs will not vary from its opinions of probable costs.

Sidewalk Barrier Conceptual Budget Summary

Sidewalk barriers are displayed for visual purposes only. Their associated costs are stored in the s yer, which is costed panel-by-panel in the Facility Priority Summary.

2030

PROW Sidewalk Corridor Compliance Summary

Corridor

PLAINS VIEW DR

Corridor Score & Severity

Score: 2

HIGH

Corridor Cost Summary

Facility Type		Cost
Sidewalk	$	59,905
Crosswalks	$	0
Curb Ramps	$	28,300
Missing Ramps	$	0

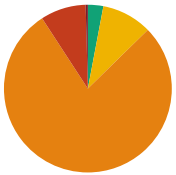

Sidewalk Barrier Priority Distribution

Priority	Percentage (%)
1	0%
2	9%
3	78%
4	10%
5	3%

Corridor Map



Facility Condition Summary

Sidewalks

Barrier Priority	Length (yd)		Cost
1	4	$	263
2	76	$	5,523
3	683	$	49,315
4	84	$	2,930
5	26	$	1,874
Total	873	$	59,905

Curb Ramps

Barrier Priority	Quantity		Cost
1	0	$	0
2	4	$	28,300
3	0	$	0
4	0	$	0
5	0	$	0
Total	4	$	28,300

Crosswalks

Barrier Priority	Length (yd)		Cost
1	0	$	0
2	0	$	0
3	0	$	0
4	0	$	0
5	0	$	0
Total	0	$	0

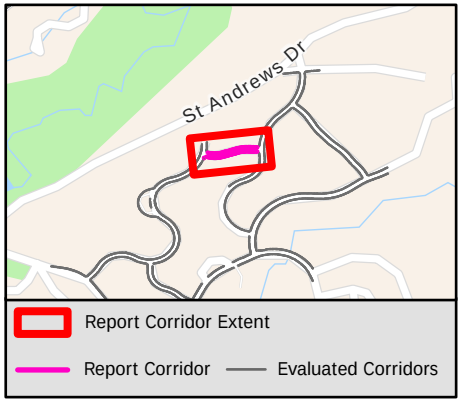

Sidewalk Barrier Summary

Pole	Quantity:	0
Fire Hydrant	Quantity:	0
Vault	Quantity:	0
Vegetation	Quantity:	0
Sign	Quantity:	0
Other	Quantity:	0

Missing Curb Ramps

Symbol	Quantity		Cost
	0	$	0

Curb Ramps Shown in Other Reports

Symbol	Quantity	Cost
	0	Other Report

Conceptual Budget Estimate Disclaimer

This "cost report" assigns a conceptual budget estimate to resolve non-compliance issues and was developed for planning purposes only. Kimley-Horn has no control over the cost of labor, materials, equipment, or over the Contractor's methods of determining prices or over competitive bidding or market conditions. Opinions of probable costs provided herein are based on the information known to Kimley-Horn at this time and represent only Kimley-Horn's judgment as a design professional familiar with the construction industry. Kimley-Horn cannot and does not guarantee that proposals, bids, or actual construction costs will not vary from its opinions of probable costs.

Sidewalk Barrier Conceptual Budget Summary

Sidewalk barriers are displayed for visual purposes only. Their associated costs are stored in the s yer, which is costed panel-by-panel in the Facility Priority Summary.

2031

PROW Sidewalk Corridor Compliance Summary

Corridor

PLEASANT MANOR AVE

Corridor Score & Severity

Score: 5 5

LOW LOW

Corridor Cost Summary

Facility Type		Cost
Sidewalk	$	0
Crosswalks	$	
Curb Ramps	$	26,800
Missing Ramps	$	0

Sidewalk Barrier Priority Distribution

Priority	Percentage (%)
1	%
2	%
3	%
4	%
5	%

Corridor Map



Facility Condition Summary

Sidewalks

Barrier Priority	Length (yd)		Cost
1	0	$	0
2	0	$	0
3	0	$	0
4	0	$	0
5	0	$	0
Total	0	$	0

Curb Ramps

Barrier Priority	Quantity		Cost
1	1	$	7,450
2	2	$	11,900
3	4	$	28,300
4	0	$	0
5	1	$	0
Total	4	$	26,800

Crosswalks

Barrier Priority	Length (yd)		Cost
1	0	$	0
2	0	$	0
3	0	$	0
4	0	$	0
5	47	$	
Total	0	$	0

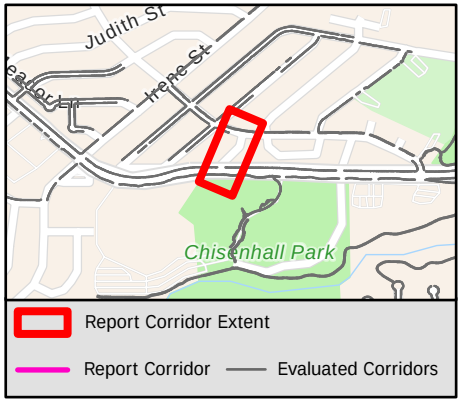

Sidewalk Barrier Summary

Pole	Quantity:	0
Fire Hydrant	Quantity:	0
Vault	Quantity:	0
Vegetation	Quantity:	0
Sign	Quantity:	0
Other	Quantity:	0

Missing Curb Ramps

Symbol	Quantity		Cost
	0	$	0

Curb Ramps Shown in Other Reports

Symbol	Quantity	Cost
	0	Other Report

Conceptual Budget Estimate Disclaimer

This "cost report" assigns a conceptual budget estimate to resolve non-compliance issues and was developed for planning purposes only. Kimley-Horn has no control over the cost of labor, materials, equipment, or over the Contractor's methods of determining prices or over competitive bidding or market conditions. Opinions of probable costs provided herein are based on the information known to Kimley-Horn at this time and represent only Kimley-Horn's judgment as a design professional familiar with the construction industry. Kimley-Horn cannot and does not guarantee that proposals, bids, or actual construction costs will not vary from its opinions of probable costs.

Sidewalk Barrier Conceptual Budget Summary

Sidewalk barriers are displayed for visual purposes only. Their associated costs are stored in the s yer, which is costed panel-by-panel in the Facility Priority Summary.

2032

PROW Sidewalk Corridor Compliance Summary

Corridor

PLEASANT MANOR AVE

Corridor Score & Severity

Score: 5 5

LOW LOW

Corridor Cost Summary

Facility Type		Cost
Sidewalk	$	0
Crosswalks	$	
Curb Ramps	$	35,750
Missing Ramps	$	0

Sidewalk Barrier Priority Distribution

Priority	Percentage (%)
1	%
2	%
3	%
4	%
5	%

Corridor Map

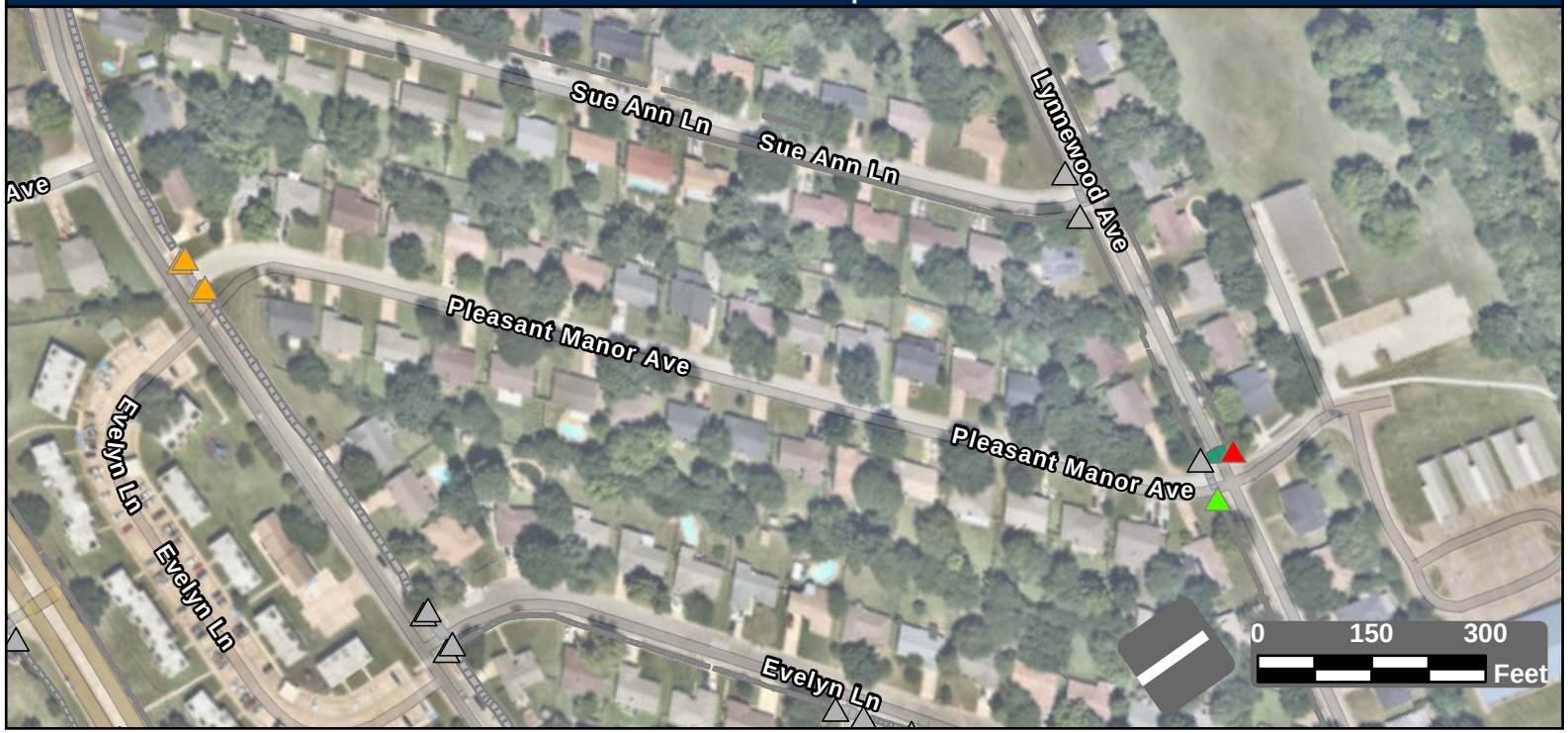

Facility Condition Summary

Sidewalks

Barrier Priority	Length (yd)		Cost
1	0	$	0
2	0	$	0
3	0	$	0
4	0	$	0
5	0	$	0
Total	0	$	0

Curb Ramps

Barrier Priority	Quantity		Cost
1	1	$	7,450
2	2	$	11,900
3	4	$	28,300
4	0	$	0
5	1	$	0
Total	6	$	35,750

Crosswalks

Barrier Priority	Length (yd)		Cost
1	0	$	0
2	0	$	0
3	0	$	0
4	0	$	0
5	47	$	
Total	47	$	

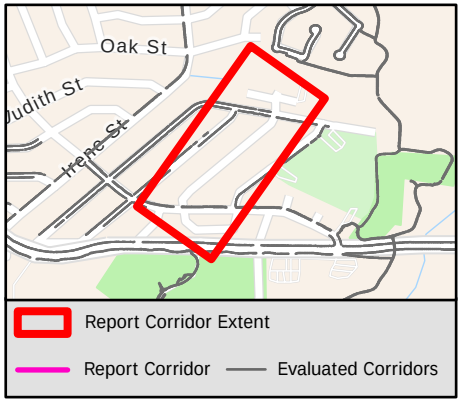

Sidewalk Barrier Summary

Pole	Quantity:	0
Fire Hydrant	Quantity:	0
Vault	Quantity:	0
Vegetation	Quantity:	0
Sign	Quantity:	0
Other	Quantity:	0

Missing Curb Ramps

Symbol	Quantity		Cost
	0	$	0

Curb Ramps Shown in Other Reports

Symbol	Quantity	Cost
	12	Other Report

Conceptual Budget Estimate Disclaimer

This "cost report" assigns a conceptual budget estimate to resolve non-compliance issues and was developed for planning purposes only. Kimley-Horn has no control over the cost of labor, materials, equipment, or over the Contractor's methods of determining prices or over competitive bidding or market conditions. Opinions of probable costs provided herein are based on the information known to Kimley-Horn at this time and represent only Kimley-Horn's judgment as a design professional familiar with the construction industry. Kimley-Horn cannot and does not guarantee that proposals, bids, or actual construction costs will not vary from its opinions of probable costs.

Sidewalk Barrier Conceptual Budget Summary

Sidewalk barriers are displayed for visual purposes only. Their associated costs are stored in the s yer, which is costed panel-by-panel in the Facility Priority Summary.

2033

PROW Sidewalk Corridor Compliance Summary

Corridor

PLEASANT VALLEY DR

Corridor Score & Severity

Score: 5

LOW

Corridor Cost Summary

Facility Type		Cost
Sidewalk	$	93,381
Crosswalks	$	3,861
Curb Ramps	$	41,700
Missing Ramps	$	28,000

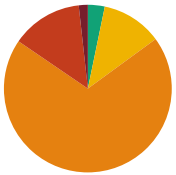

Sidewalk Barrier Priority Distribution

Priority	Percentage (%)
1	2%
2	14%
3	70%
4	12%
5	3%

Corridor Map

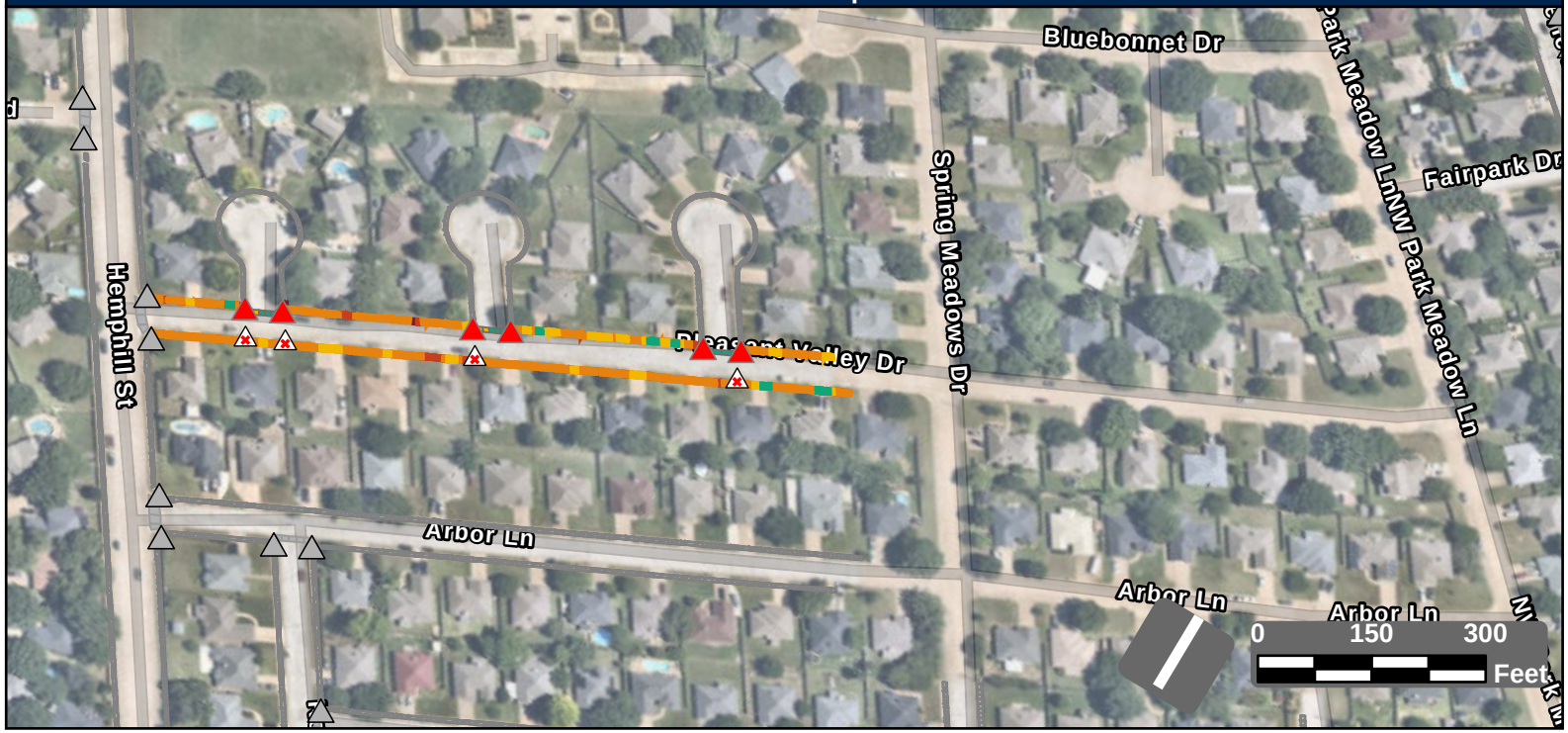

Facility Condition Summary

Sidewalks

Barrier Priority	Length (yd)		Cost
1	24	$	1,718
2	187	$	13,538
3	951	$	68,687
4	160	$	6,225
5	44	$	3,214
Total	1,366	$	93,381

Curb Ramps

Barrier Priority	Quantity		Cost
1	6	$	41,700
2	0	$	0
3	0	$	0
4	0	$	0
5	0	$	0
Total	6	$	41,700

Crosswalks

Barrier Priority	Length (yd)		Cost
1	0	$	0
2	0	$	0
3	0	$	0
4	41	$	3,861
5	72	$	0
Total	112	$	3,861

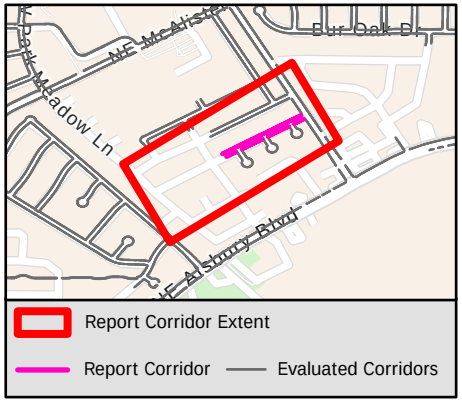

Sidewalk Barrier Summary

Pole	Quantity:	0
Fire Hydrant	Quantity:	0
Vault	Quantity:	0
Vegetation	Quantity:	0
Sign	Quantity:	0
Other	Quantity:	0

Missing Curb Ramps

Symbol	Quantity		Cost
	4	$	28,000

Curb Ramps Shown in Other Reports

Symbol	Quantity	Cost
	12	Other Report

Conceptual Budget Estimate Disclaimer

This "cost report" assigns a conceptual budget estimate to resolve non-compliance issues and was developed for planning purposes only. Kimley-Horn has no control over the cost of labor, materials, equipment, or over the Contractor's methods of determining prices or over competitive bidding or market conditions. Opinions of probable costs provided herein are based on the information known to Kimley-Horn at this time and represent only Kimley-Horn's judgment as a design professional familiar with the construction industry. Kimley-Horn cannot and does not guarantee that proposals, bids, or actual construction costs will not vary from its opinions of probable costs.

Sidewalk Barrier Conceptual Budget Summary

Sidewalk barriers are displayed for visual purposes only. Their associated costs are stored in the s yer, which is costed panel-by-panel in the Facility Priority Summary.

2034

PROW Sidewalk Corridor Compliance Summary

Corridor

PLUM CT

Corridor Score & Severity

Score: 5

LOW

Corridor Cost Summary

Facility Type		Cost
Sidewalk	$	58,876
Crosswalks	$	0
Curb Ramps	$	0
Missing Ramps	$	0

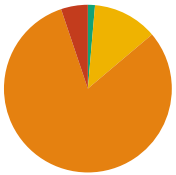

Sidewalk Barrier Priority Distribution

Priority	Percentage (%)
1	0%
2	5%
3	81%
4	12%
5	1%

Corridor Map

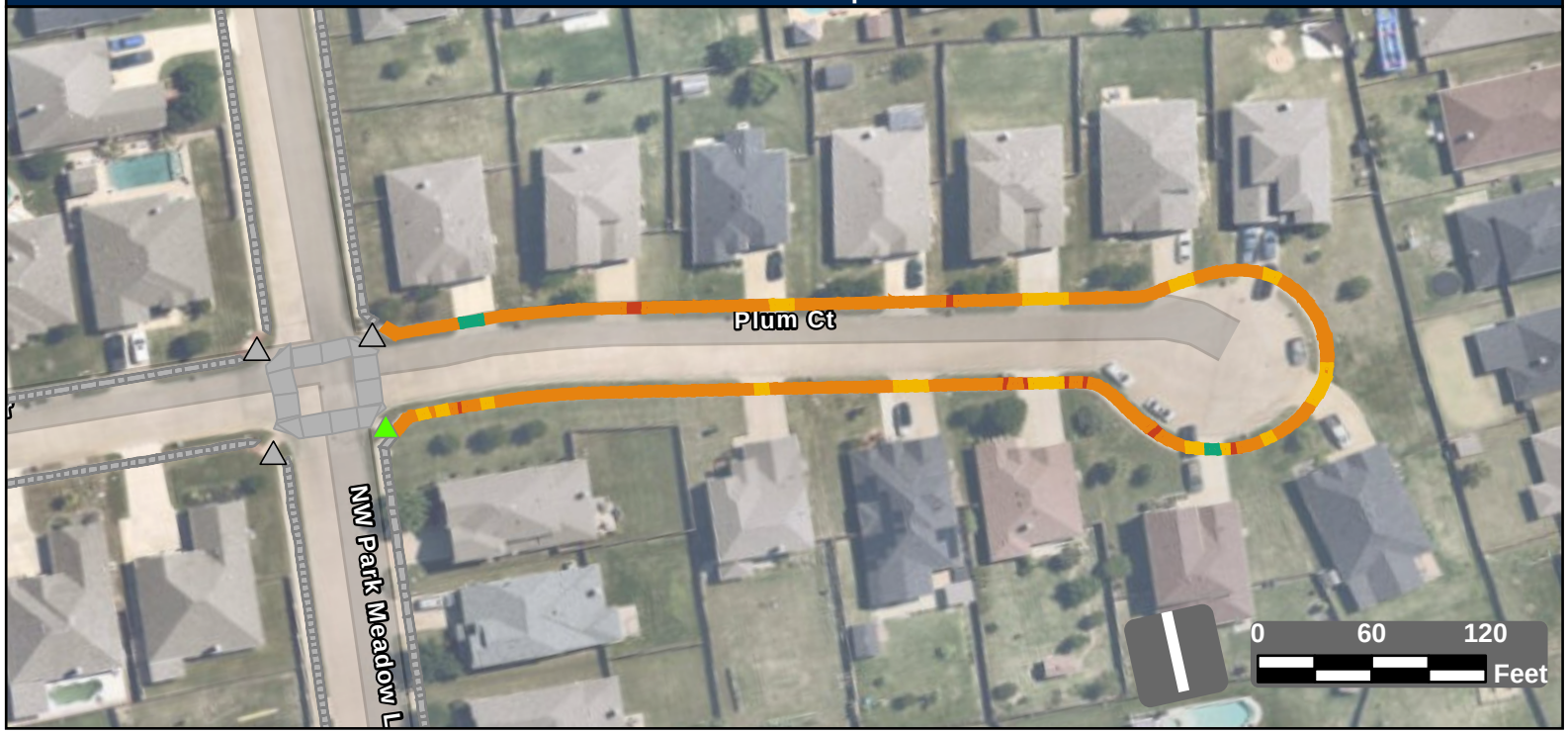

Facility Condition Summary

Sidewalks

Barrier Priority	Length (yd)		Cost
1	0	$	0
2	46	$	3,329
3	723	$	52,216
4	111	$	2,457
5	12	$	873
Total	892	$	58,876

Curb Ramps

Barrier Priority	Quantity		Cost
1	0	$	0
2	0	$	0
3	0	$	0
4	0	$	0
5	1	$	0
Total	1	$	0

Crosswalks

Barrier Priority	Length (yd)		Cost
1	0	$	0
2	0	$	0
3	0	$	0
4	0	$	0
5	0	$	0
Total	0	$	0

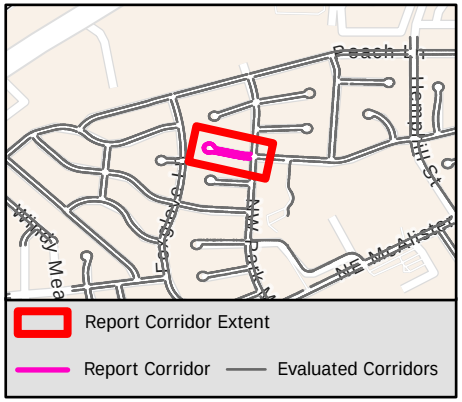

Sidewalk Barrier Summary

Pole	Quantity:	0
Fire Hydrant	Quantity:	0
Vault	Quantity:	0
Vegetation	Quantity:	0
Sign	Quantity:	0
Other	Quantity:	0

Missing Curb Ramps

Symbol	Quantity		Cost
	0	$	0

Curb Ramps Shown in Other Reports

Symbol	Quantity	Cost
	3	Other Report

Conceptual Budget Estimate Disclaimer

This "cost report" assigns a conceptual budget estimate to resolve non-compliance issues and was developed for planning purposes only. Kimley-Horn has no control over the cost of labor, materials, equipment, or over the Contractor's methods of determining prices or over competitive bidding or market conditions. Opinions of probable costs provided herein are based on the information known to Kimley-Horn at this time and represent only Kimley-Horn's judgment as a design professional familiar with the construction industry. Kimley-Horn cannot and does not guarantee that proposals, bids, or actual construction costs will not vary from its opinions of probable costs.

Sidewalk Barrier Conceptual Budget Summary

Sidewalk barriers are displayed for visual purposes only. Their associated costs are stored in the s… yer, which is costed panel-by-panel in the Facility Priority Summary.

2035

PROW Sidewalk Corridor Compliance Summary

Corridor

PLUM DR

Corridor Score & Severity

Score: 4

MEDIUM

Corridor Cost Summary

Facility Type		Cost
Sidewalk	$	216,236
Crosswalks	$	36,583
Curb Ramps	$	98,400
Missing Ramps	$	35,000

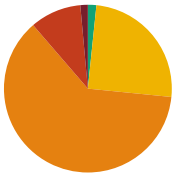

Sidewalk Barrier Priority Distribution

Priority	Percentage (%)
1	1%
2	10%
3	62%
4	25%
5	2%

Corridor Map

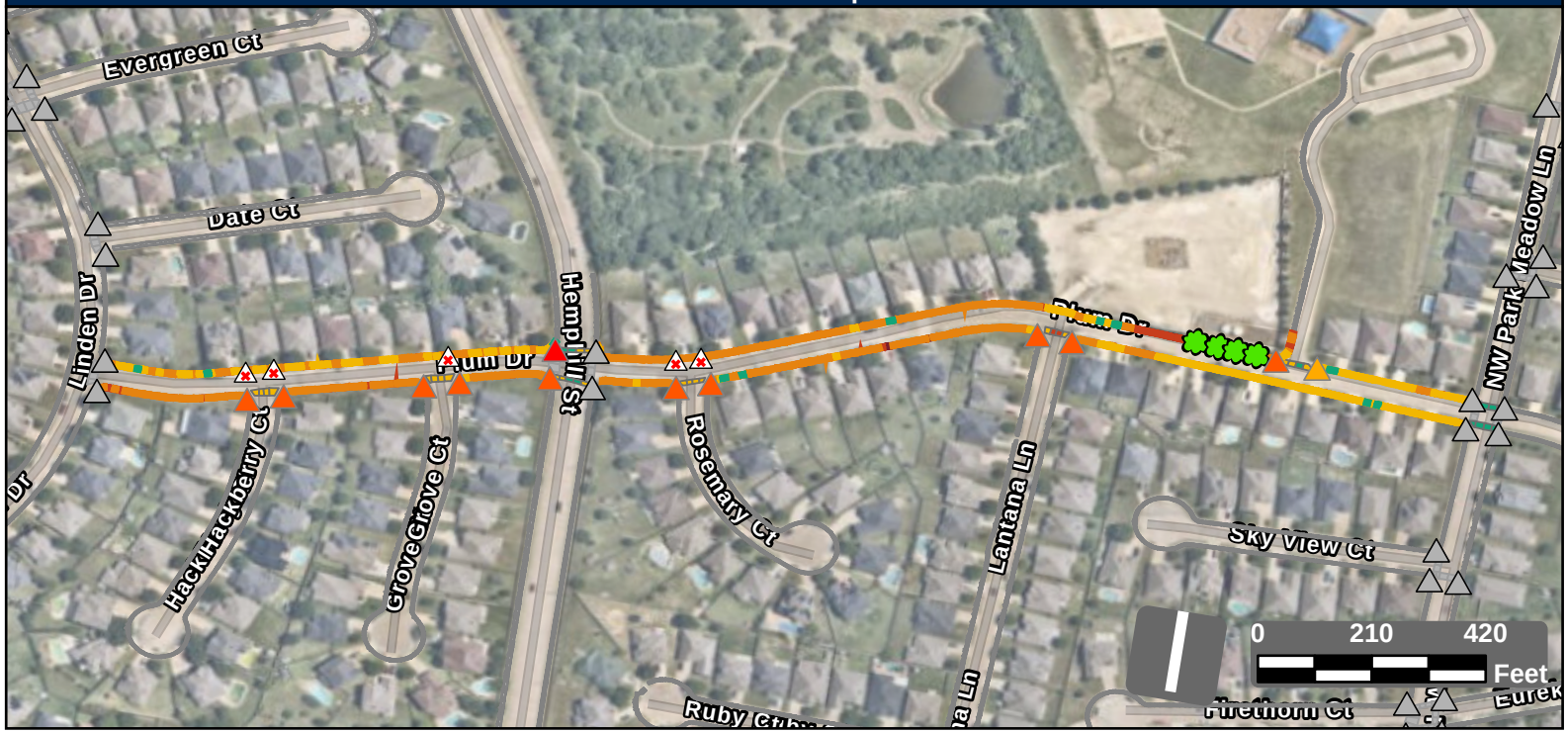

Facility Condition Summary

Sidewalks

Barrier Priority	Length (yd)		Cost
1	57	$	4,094
2	383	$	26,390
3	2,413	$	174,267
4	969	$	7,363
5	63	$	4,122
Total	3,885	$	216,236

Curb Ramps

Barrier Priority	Quantity		Cost
1	1	$	5,950
2	10	$	85,000
3	1	$	7,450
4	0	$	0
5	0	$	0
Total	12	$	98,400

Crosswalks

Barrier Priority	Length (yd)		Cost
1	0	$	0
2	24	$	4,782
3	0	$	0
4	280	$	31,800
5	219	$	0
Total	523	$	36,583

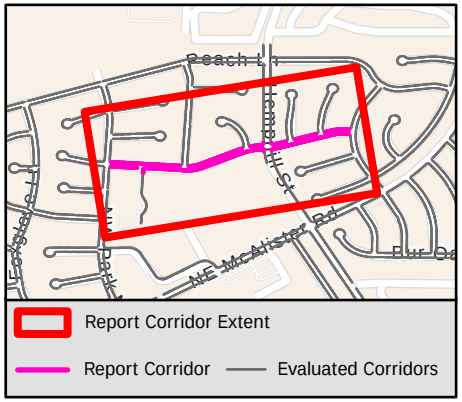

Sidewalk Barrier Summary

Pole	Quantity:	0
Fire Hydrant	Quantity:	0
Vault	Quantity:	0
Vegetation	Quantity:	4
Sign	Quantity:	0
Other	Quantity:	0

Missing Curb Ramps

Symbol	Quantity		Cost
	5	$	35,000

Curb Ramps Shown in Other Reports

Symbol	Quantity	Cost
	27	Other Report

Conceptual Budget Estimate Disclaimer

This "cost report" assigns a conceptual budget estimate to resolve non-compliance issues and was developed for planning purposes only. Kimley-Horn has no control over the cost of labor, materials, equipment, or over the Contractor's methods of determining prices or over competitive bidding or market conditions. Opinions of probable costs provided herein are based on the information known to Kimley-Horn at this time and represent only Kimley-Horn's judgment as a design professional familiar with the construction industry. Kimley-Horn cannot and does not guarantee that proposals, bids, or actual construction costs will not vary from its opinions of probable costs.

Sidewalk Barrier Conceptual Budget Summary

Sidewalk barriers are displayed for visual purposes only. Their associated costs are stored in the s yer, which is costed panel-by-panel in the Facility Priority Summary.

2036

PROW Sidewalk Corridor Compliance Summary

Corridor

POCONO DR

Corridor Score & Severity

Score: 2

HIGH

Corridor Cost Summary

Facility Type		Cost
Sidewalk	$	10,972
Crosswalks	$	0
Curb Ramps	$	11,900
Missing Ramps	$	0

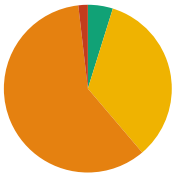

Sidewalk Barrier Priority Distribution

Priority	Percentage (%)
1	0%
2	2%
3	59%
4	34%
5	5%

Corridor Map

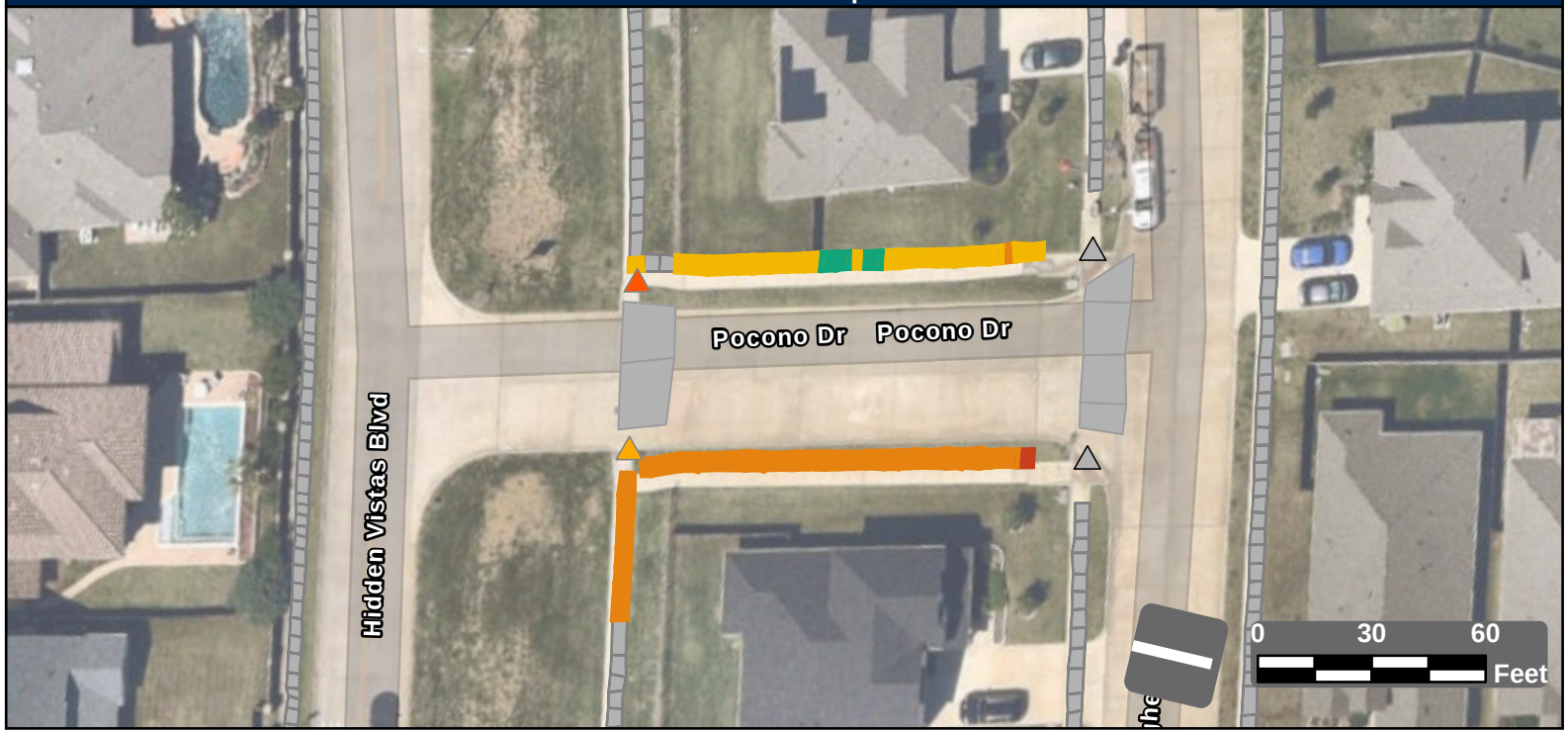

Facility Condition Summary

Sidewalks

Barrier Priority	Length (yd)		Cost
1	0	$	0
2	4	$	285
3	127	$	9,203
4	73	$	738
5	10	$	747
Total	215	$	10,972

Curb Ramps

Barrier Priority	Quantity		Cost
1	0	$	0
2	1	$	5,950
3	1	$	5,950
4	0	$	0
5	0	$	0
Total	2	$	11,900

Crosswalks

Barrier Priority	Length (yd)		Cost
1	0	$	0
2	0	$	0
3	0	$	0
4	0	$	0
5	0	$	0
Total	0	$	0

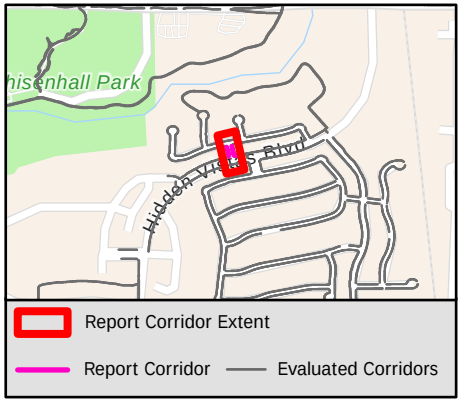

Sidewalk Barrier Summary

Pole	Quantity:	0
Fire Hydrant	Quantity:	0
Vault	Quantity:	0
Vegetation	Quantity:	0
Sign	Quantity:	0
Other	Quantity:	0

Missing Curb Ramps

Symbol	Quantity		Cost
	0	$	0

Curb Ramps Shown in Other Reports

Symbol	Quantity	Cost
	2	Other Report

Conceptual Budget Estimate Disclaimer

This "cost report" assigns a conceptual budget estimate to resolve non-compliance issues and was developed for planning purposes only. Kimley-Horn has no control over the cost of labor, materials, equipment, or over the Contractor's methods of determining prices or over competitive bidding or market conditions. Opinions of probable costs provided herein are based on the information known to Kimley-Horn at this time and represent only Kimley-Horn's judgment as a design professional familiar with the construction industry. Kimley-Horn cannot and does not guarantee that proposals, bids, or actual construction costs will not vary from its opinions of probable costs.

Sidewalk Barrier Conceptual Budget Summary

Sidewalk barriers are displayed for visual purposes only. Their associated costs are stored in the s yer, which is costed panel-by-panel in the Facility Priority Summary.

2037

PROW Sidewalk Corridor Compliance Summary

Corridor

POTOMAC DR

Corridor Score & Severity

Score: 5

LOW

Corridor Cost Summary

Facility Type		Cost
Sidewalk	$	246,807
Crosswalks	$	4,385
Curb Ramps	$	75,450
Missing Ramps	$	0

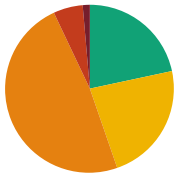

Sidewalk Barrier Priority Distribution

Priority	Percentage (%)
1	1%
2	6%
3	48%
4	23%
5	22%

Corridor Map

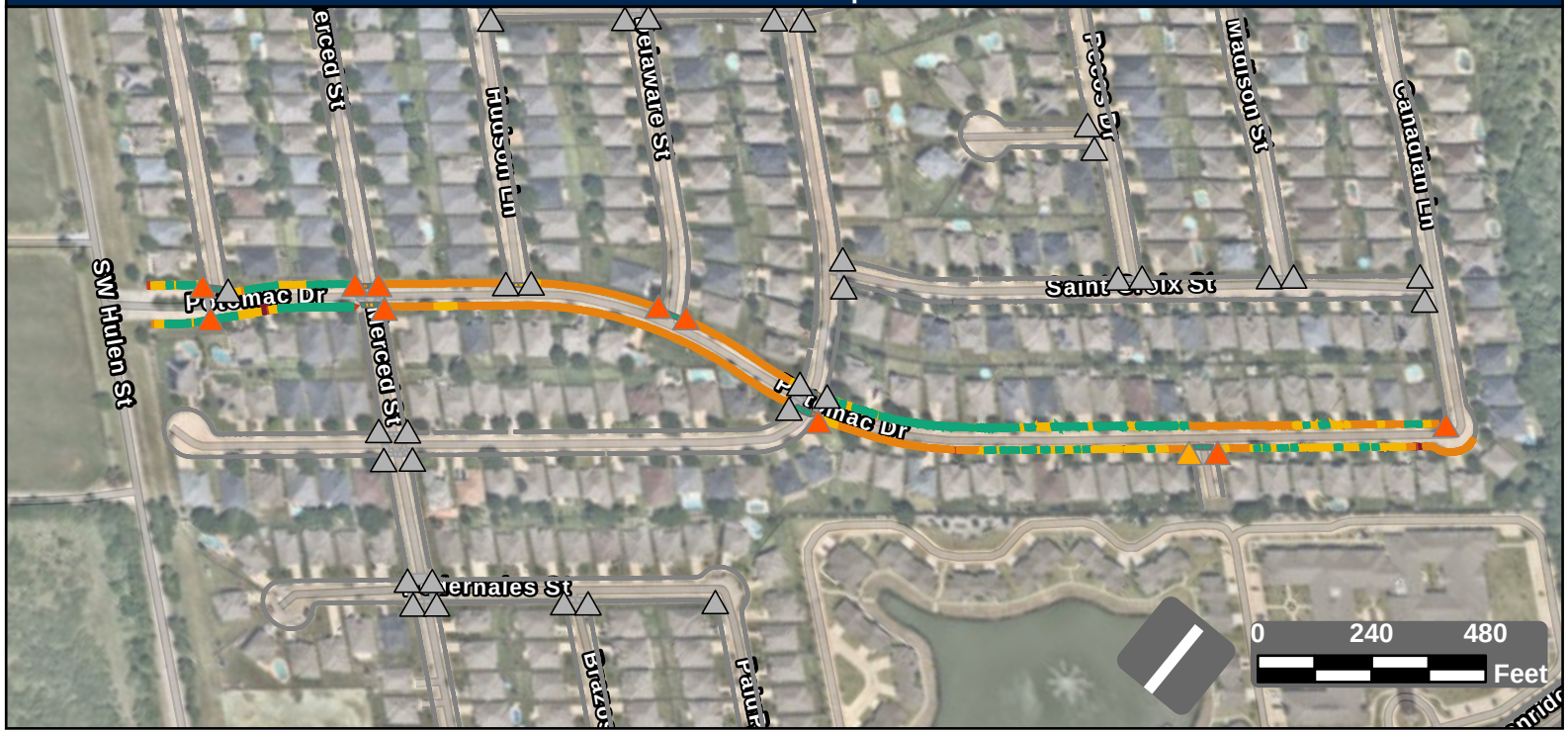

Facility Condition Summary

Sidewalks

Barrier Priority	Length (yd)		Cost
1	56	$	4,443
2	234	$	15,352
3	1,987	$	143,556
4	949	$	52,101
5	892	$	31,355
Total	4,117	$	246,807

Curb Ramps

Barrier Priority	Quantity		Cost
1	0	$	0
2	10	$	66,500
3	1	$	8,950
4	0	$	0
5	0	$	0
Total	11	$	75,450

Crosswalks

Barrier Priority	Length (yd)		Cost
1	0	$	0
2	0	$	0
3	24	$	0
4	48	$	4,385
5	281	$	
Total	354	$	4,385

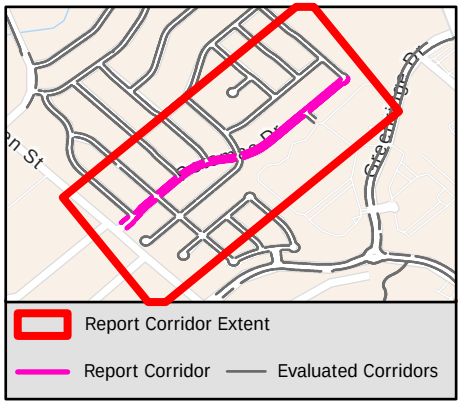

Sidewalk Barrier Summary

Pole	Quantity:	0
Fire Hydrant	Quantity:	0
Vault	Quantity:	0
Vegetation	Quantity:	0
Sign	Quantity:	0
Other	Quantity:	0

Missing Curb Ramps

Symbol	Quantity		Cost
	0	$	0

Curb Ramps Shown in Other Reports

Symbol	Quantity	Cost
	36	Other Report

Conceptual Budget Estimate Disclaimer

This "cost report" assigns a conceptual budget estimate to resolve non-compliance issues and was developed for planning purposes only. Kimley-Horn has no control over the cost of labor, materials, equipment, or over the Contractor's methods of determining prices or over competitive bidding or market conditions. Opinions of probable costs provided herein are based on the information known to Kimley-Horn at this time and represent only Kimley-Horn's judgment as a design professional familiar with the construction industry. Kimley-Horn cannot and does not guarantee that proposals, bids, or actual construction costs will not vary from its opinions of probable costs.

Sidewalk Barrier Conceptual Budget Summary

Sidewalk barriers are displayed for visual purposes only. Their associated costs are stored in the s yer, which is costed panel-by-panel in the Facility Priority Summary.

2038

PROW Sidewalk Corridor Compliance Summary

Corridor

PRAIRIE OAK CT

Corridor Score & Severity

Score: 5

LOW

Corridor Cost Summary

Facility Type		Cost
Sidewalk	$	61,070
Crosswalks	$	
Curb Ramps	$	5,950
Missing Ramps	$	0

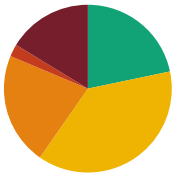

Sidewalk Barrier Priority Distribution

Priority	Percentage (%)
1	16%
2	2%
3	22%
4	38%
5	22%

Corridor Map



Facility Condition Summary

Sidewalks

Barrier Priority	Length (yd)		Cost
1	261	$	18,858
2	38	$	1,962
3	347	$	25,087
4	609	$	7,076
5	348	$	8,087
Total	1,603	$	61,070

Curb Ramps

Barrier Priority	Quantity		Cost
1	0	$	0
2	0	$	0
3	1	$	5,950
4	0	$	0
5	0	$	0
Total	1	$	5,950

Crosswalks

Barrier Priority	Length (yd)		Cost
1	0	$	0
2	0	$	0
3	0	$	0
4	0	$	0
5	46	$	
Total	46	$	

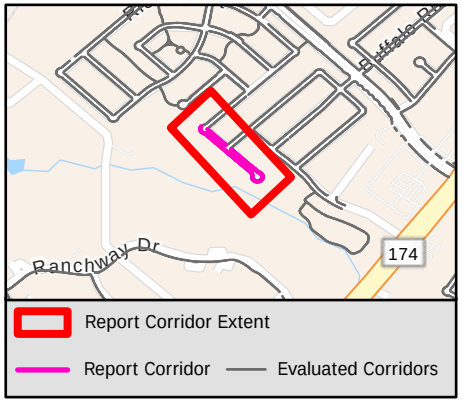

Sidewalk Barrier Summary

Pole	Quantity:	0
Fire Hydrant	Quantity:	0
Vault	Quantity:	0
Vegetation	Quantity:	0
Sign	Quantity:	0
Other	Quantity:	0

Missing Curb Ramps

Symbol	Quantity		Cost
	0	$	0

Curb Ramps Shown in Other Reports

Symbol	Quantity	Cost
	2	Other Report

Conceptual Budget Estimate Disclaimer

This "cost report" assigns a conceptual budget estimate to resolve non-compliance issues and was developed for planning purposes only. Kimley-Horn has no control over the cost of labor, materials, equipment, or over the Contractor's methods of determining prices or over competitive bidding or market conditions. Opinions of probable costs provided herein are based on the information known to Kimley-Horn at this time and represent only Kimley-Horn's judgment as a design professional familiar with the construction industry. Kimley-Horn cannot and does not guarantee that proposals, bids, or actual construction costs will not vary from its opinions of probable costs.

Sidewalk Barrier Conceptual Budget Summary

Sidewalk barriers are displayed for visual purposes only. Their associated costs are stored in the s yer, which is costed panel-by-panel in the Facility Priority Summary.

2039

PROW Sidewalk Corridor Compliance Summary

Corridor

QUEEN ANNES DR

Corridor Score & Severity

Score: 1
HIGH

Corridor Cost Summary

Facility Type		Cost
Sidewalk	$	315,556
Crosswalks	$	16,238
Curb Ramps	$	95,300
Missing Ramps	$	70,000

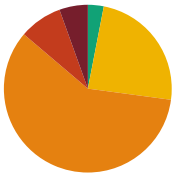

Sidewalk Barrier Priority Distribution

Priority	Percentage (%)
1	5%
2	8%
3	59%
4	24%
5	3%

Corridor Map



Facility Condition Summary

Sidewalks

Barrier Priority	Length (yd)		Cost
1	283	$	19,676
2	426	$	28,178
3	3,046	$	220,467
4	1,239	$	35,471
5	158	$	11,763
Total	5,153	$	315,556

Curb Ramps

Barrier Priority	Quantity		Cost
1	9	$	62,550
2	5	$	32,750
3	0	$	0
4	0	$	0
5	0	$	0
Total	14	$	95,300

Crosswalks

Barrier Priority	Length (yd)		Cost
1	0	$	0
2	14	$	3,351
3	0	$	0
4	136	$	12,887
5	260	$	0
Total	410	$	16,238

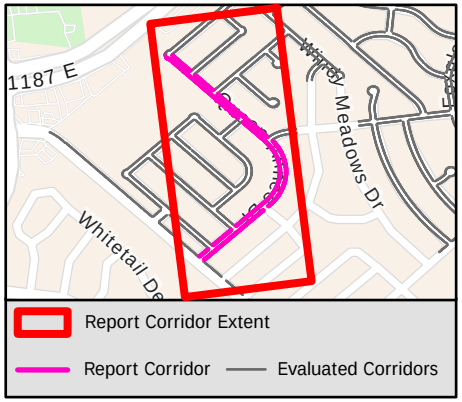

Sidewalk Barrier Summary

Pole	Quantity:	0
Fire Hydrant	Quantity:	0
Vault	Quantity:	0
Vegetation	Quantity:	2
Sign	Quantity:	0
Other	Quantity:	0

Missing Curb Ramps

Symbol	Quantity		Cost
	10	$	70,000

Curb Ramps Shown in Other Reports

Symbol	Quantity	Cost
	22	Other Report

Conceptual Budget Estimate Disclaimer

This "cost report" assigns a conceptual budget estimate to resolve non-compliance issues and was developed for planning purposes only. Kimley-Horn has no control over the cost of labor, materials, equipment, or over the Contractor's methods of determining prices or over competitive bidding or market conditions. Opinions of probable costs provided herein are based on the information known to Kimley-Horn at this time and represent only Kimley-Horn's judgment as a design professional familiar with the construction industry. Kimley-Horn cannot and does not guarantee that proposals, bids, or actual construction costs will not vary from its opinions of probable costs.

Sidewalk Barrier Conceptual Budget Summary

Sidewalk barriers are displayed for visual purposes only. Their associated costs are stored in the s… yer, which is costed panel-by-panel in the Facility Priority Summary.

2040

PROW Sidewalk Corridor Compliance Summary

Corridor

RACHEL ST

Corridor Score & Severity

Score: 4

MEDIUM

Corridor Cost Summary

Facility Type		Cost
Sidewalk	$	34,202
Crosswalks	$	0
Curb Ramps	$	0
Missing Ramps	$	0

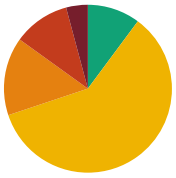

Sidewalk Barrier Priority Distribution

Priority	Percentage (%)
1	4%
2	11%
3	15%
4	60%
5	10%

Corridor Map



Facility Condition Summary

Sidewalks

Barrier Priority	Length (yd)		Cost
1	31	$	1,825
2	81	$	5,141
3	112	$	8,086
4	443	$	13,706
5	75	$	5,444
Total	742	$	34,202

Curb Ramps

Barrier Priority	Quantity		Cost
1	0	$	0
2	0	$	0
3	0	$	0
4	0	$	0
5	0	$	0
Total	0	$	0

Crosswalks

Barrier Priority	Length (yd)		Cost
1	0	$	0
2	0	$	0
3	0	$	0
4	0	$	0
5	0	$	0
Total	0	$	0

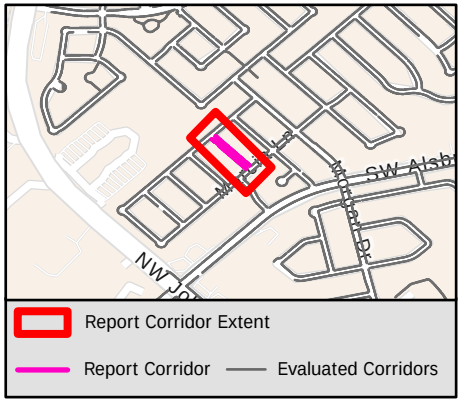

Sidewalk Barrier Summary

Pole	Quantity:	0
Fire Hydrant	Quantity:	0
Vault	Quantity:	0
Vegetation	Quantity:	0
Sign	Quantity:	0
Other	Quantity:	0

Missing Curb Ramps

Symbol	Quantity		Cost
	0	$	0

Curb Ramps Shown in Other Reports

Symbol	Quantity	Cost
	6	Other Report

Conceptual Budget Estimate Disclaimer

This "cost report" assigns a conceptual budget estimate to resolve non-compliance issues and was developed for planning purposes only. Kimley-Horn has no control over the cost of labor, materials, equipment, or over the Contractor's methods of determining prices or over competitive bidding or market conditions. Opinions of probable costs provided herein are based on the information known to Kimley-Horn at this time and represent only Kimley-Horn's judgment as a design professional familiar with the construction industry. Kimley-Horn cannot and does not guarantee that proposals, bids, or actual construction costs will not vary from its opinions of probable costs.

Sidewalk Barrier Conceptual Budget Summary

Sidewalk barriers are displayed for visual purposes only. Their associated costs are stored in the s… yer, which is costed panel-by-panel in the Facility Priority Summary.

2041

PROW Sidewalk Corridor Compliance Summary

Corridor

RAENAE DR

Corridor Score & Severity

Score: 3

MEDIUM

Corridor Cost Summary

Facility Type		Cost
Sidewalk	$	37,110
Crosswalks	$	0
Curb Ramps	$	0
Missing Ramps	$	0

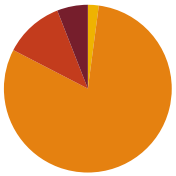

Sidewalk Barrier Priority Distribution

Priority	Percentage (%)
1	7%
2	11%
3	77%
4	5%
5	0%

Corridor Map

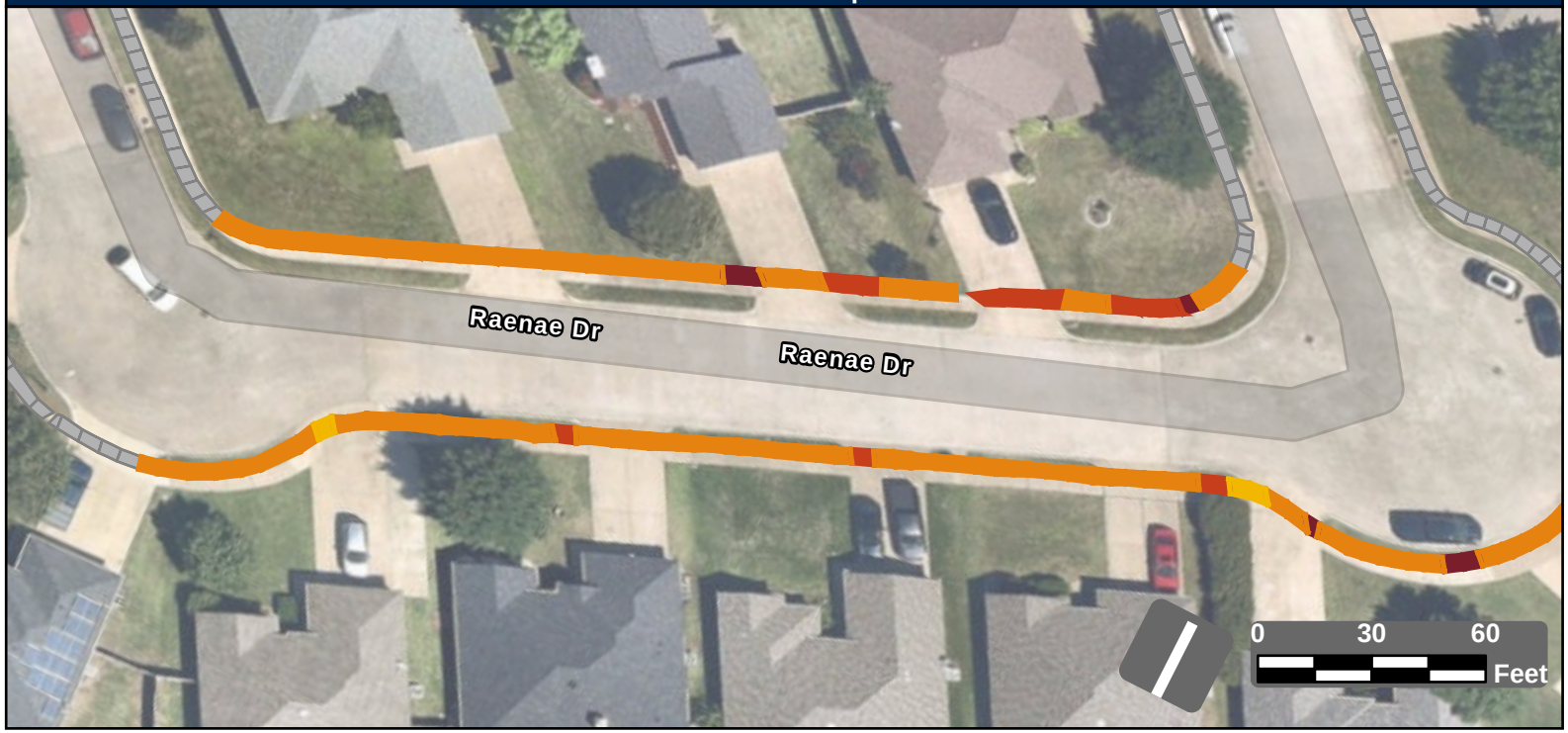

Facility Condition Summary

Sidewalks

Barrier Priority	Length (yd)		Cost
1	40	$	2,683
2	60	$	4,351
3	433	$	31,283
4	29	$	597
5	0	$	0
Total	525	$	37,110

Curb Ramps

Barrier Priority	Quantity		Cost
1	0	$	0
2	0	$	0
3	0	$	0
4	0	$	0
5	0	$	0
Total	0	$	0

Crosswalks

Barrier Priority	Length (yd)		Cost
1	0	$	0
2	0	$	0
3	0	$	0
4	0	$	0
5	0	$	0
Total	0	$	0

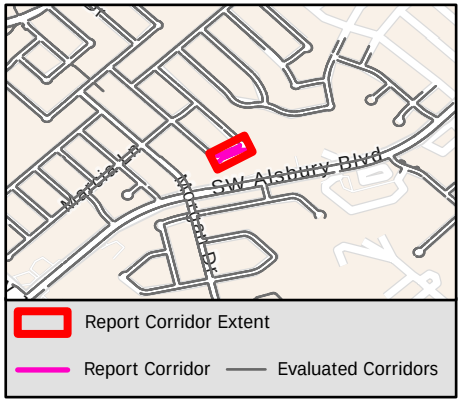

Sidewalk Barrier Summary

Pole	Quantity:	0
Fire Hydrant	Quantity:	0
Vault	Quantity:	0
Vegetation	Quantity:	0
Sign	Quantity:	0
Other	Quantity:	0

Missing Curb Ramps

Symbol	Quantity		Cost
	0	$	0

Curb Ramps Shown in Other Reports

Symbol	Quantity	Cost
	0	Other Report

Conceptual Budget Estimate Disclaimer

This "cost report" assigns a conceptual budget estimate to resolve non-compliance issues and was developed for planning purposes only. Kimley-Horn has no control over the cost of labor, materials, equipment, or over the Contractor's methods of determining prices or over competitive bidding or market conditions. Opinions of probable costs provided herein are based on the information known to Kimley-Horn at this time and represent only Kimley-Horn's judgment as a design professional familiar with the construction industry. Kimley-Horn cannot and does not guarantee that proposals, bids, or actual construction costs will not vary from its opinions of probable costs.

Sidewalk Barrier Conceptual Budget Summary

Sidewalk barriers are displayed for visual purposes only. Their associated costs are stored in the s yer, which is costed panel-by-panel in the Facility Priority Summary.

2042

PROW Sidewalk Corridor Compliance Summary

Corridor

RAINER DR

Corridor Score & Severity

Score: 4

MEDIUM

Corridor Cost Summary

Facility Type		Cost
Sidewalk	$	63,508
Crosswalks	$	3,494
Curb Ramps	$	11,900
Missing Ramps	$	14,000

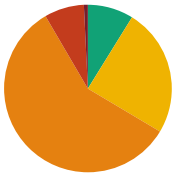

Sidewalk Barrier Priority Distribution

Priority	Percentage (%)
1	1%
2	8%
3	58%
4	25%
5	9%

Corridor Map

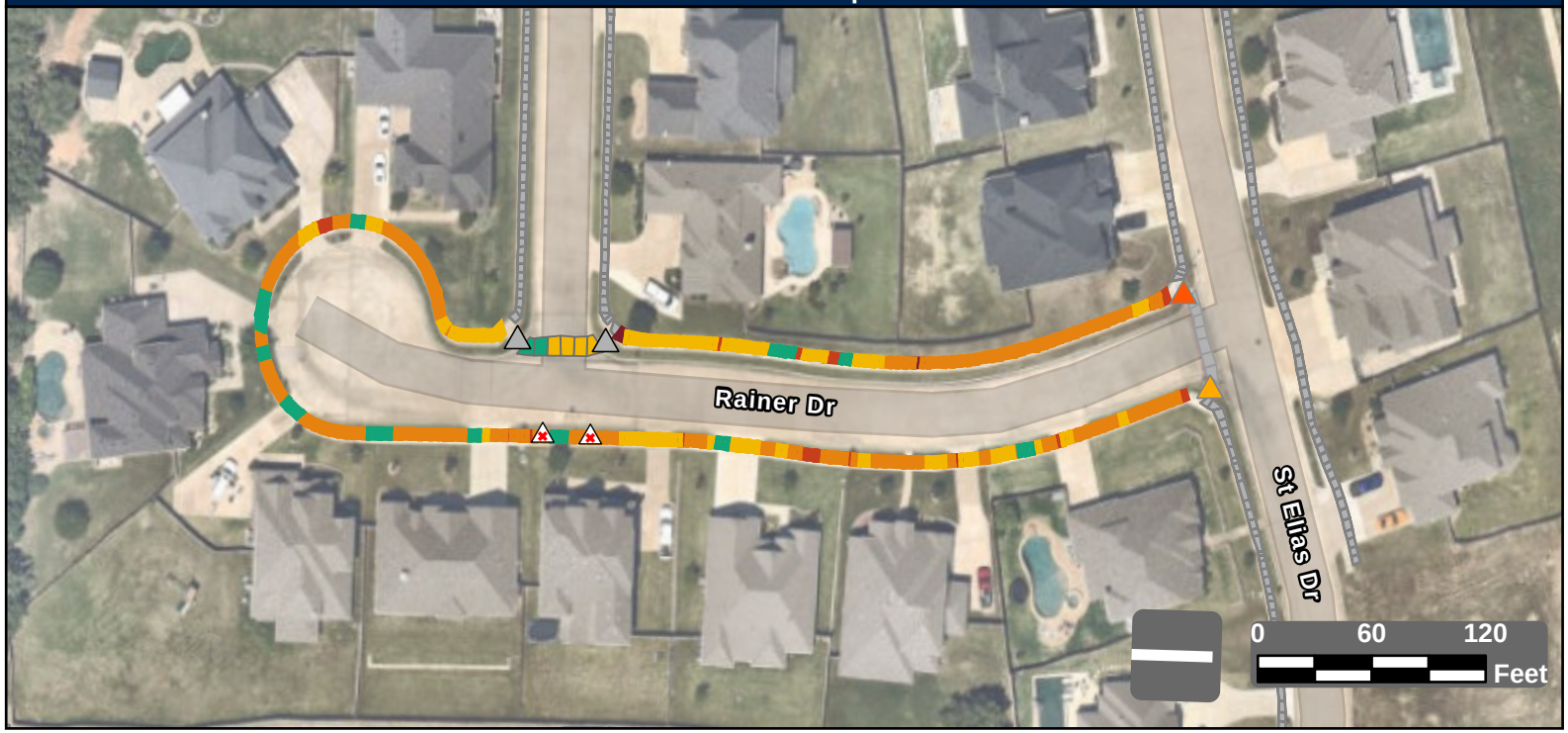

Facility Condition Summary

Sidewalks

Barrier Priority	Length (yd)		Cost
1	7	$	397
2	72	$	5,288
3	550	$	39,782
4	234	$	15,907
5	84	$	2,134
Total	948	$	63,508

Curb Ramps

Barrier Priority	Quantity		Cost
1	0	$	0
2	1	$	5,950
3	1	$	5,950
4	0	$	0
5	0	$	0
Total	2	$	11,900

Crosswalks

Barrier Priority	Length (yd)		Cost
1	0	$	0
2	0	$	0
3	0	$	0
4	29	$	3,494
5	13	$	
Total	42	$	3,494

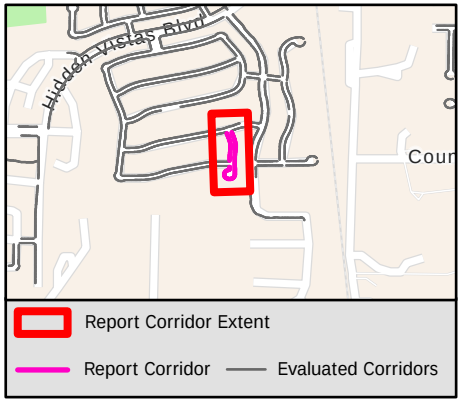

Sidewalk Barrier Summary

Pole	Quantity:	0
Fire Hydrant	Quantity:	0
Vault	Quantity:	0
Vegetation	Quantity:	0
Sign	Quantity:	0
Other	Quantity:	0

Missing Curb Ramps

Symbol	Quantity		Cost
	2	$	14,000

Curb Ramps Shown in Other Reports

Symbol	Quantity	Cost
	2	Other Report

Conceptual Budget Estimate Disclaimer

This "cost report" assigns a conceptual budget estimate to resolve non-compliance issues and was developed for planning purposes only. Kimley-Horn has no control over the cost of labor, materials, equipment, or over the Contractor's methods of determining prices or over competitive bidding or market conditions. Opinions of probable costs provided herein are based on the information known to Kimley-Horn at this time and represent only Kimley-Horn's judgment as a design professional familiar with the construction industry. Kimley-Horn cannot and does not guarantee that proposals, bids, or actual construction costs will not vary from its opinions of probable costs.

Sidewalk Barrier Conceptual Budget Summary

Sidewalk barriers are displayed for visual purposes only. Their associated costs are stored in the s yer, which is costed panel-by-panel in the Facility Priority Summary.

2043

PROW Sidewalk Corridor Compliance Summary

Corridor

RAMON ST

Corridor Score & Severity

Score: 3

MEDIUM

Corridor Cost Summary

Facility Type		Cost
Sidewalk	$	74,086
Crosswalks	$	0
Curb Ramps	$	0
Missing Ramps	$	0

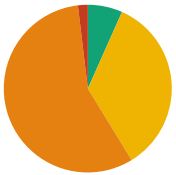

Sidewalk Barrier Priority Distribution

Priority	Percentage (%)
1	0%
2	2%
3	57%
4	35%
5	7%

Corridor Map

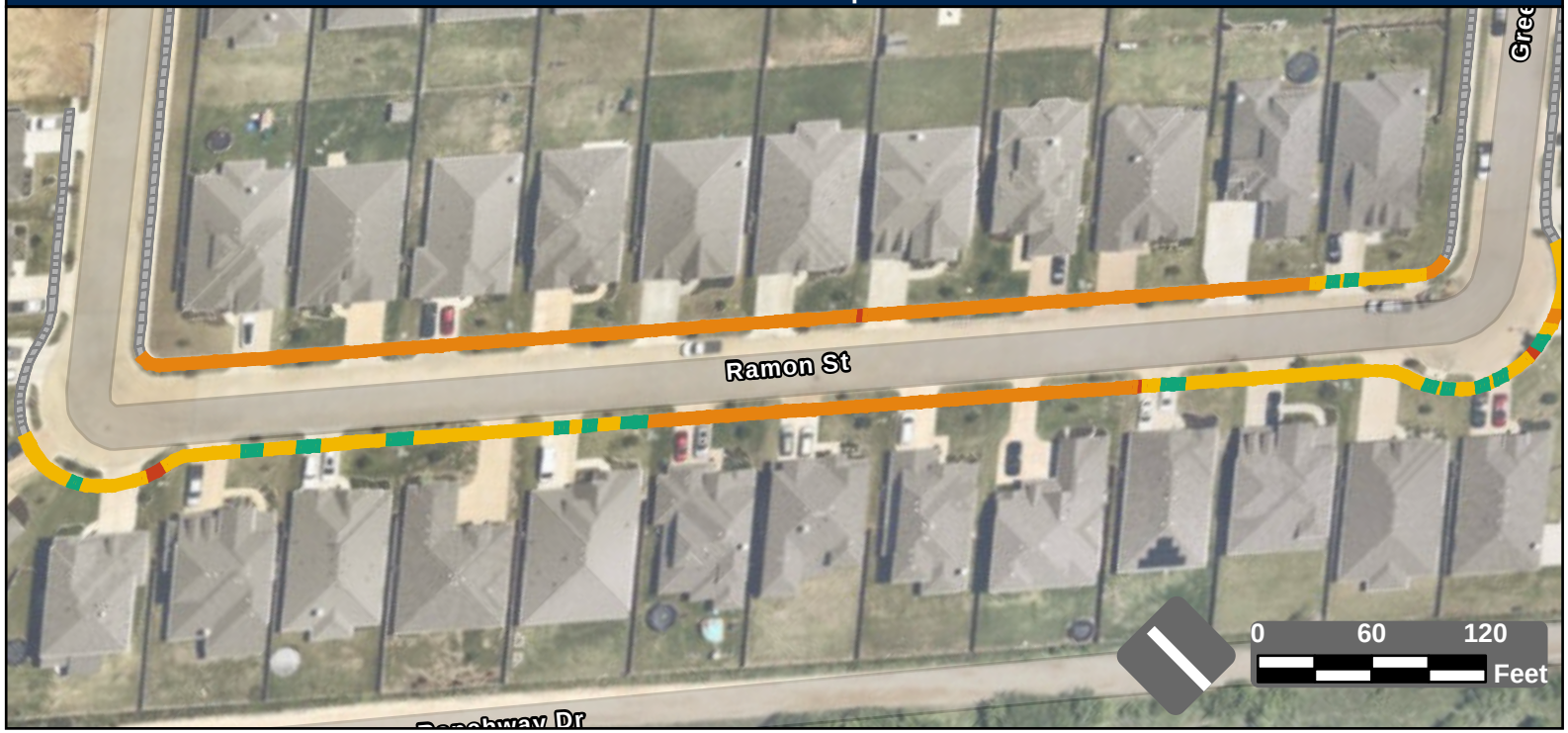

Facility Condition Summary

Sidewalks

Barrier Priority	Length (yd)		Cost
1	0	$	0
2	27	$	1,323
3	802	$	57,911
4	487	$	8,049
5	94	$	6,803
Total	1,410	$	74,086

Curb Ramps

Barrier Priority	Quantity		Cost
1	0	$	0
2	0	$	0
3	0	$	0
4	0	$	0
5	0	$	0
Total	0	$	0

Crosswalks

Barrier Priority	Length (yd)		Cost
1	0	$	0
2	0	$	0
3	0	$	0
4	0	$	0
5	0	$	0
Total	0	$	0

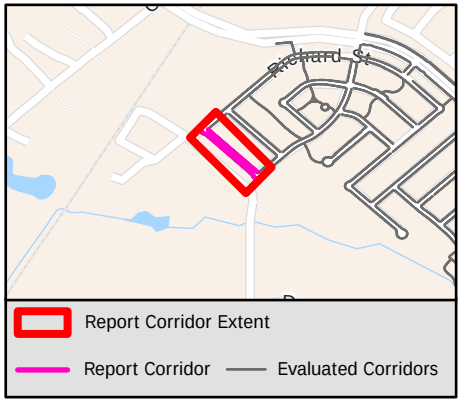

Sidewalk Barrier Summary

Pole	Quantity:	0
Fire Hydrant	Quantity:	0
Vault	Quantity:	0
Vegetation	Quantity:	0
Sign	Quantity:	0
Other	Quantity:	0

Missing Curb Ramps

Symbol	Quantity		Cost
	0	$	0

Curb Ramps Shown in Other Reports

Symbol	Quantity	Cost
	0	Other Report

Conceptual Budget Estimate Disclaimer

This "cost report" assigns a conceptual budget estimate to resolve non-compliance issues and was developed for planning purposes only. Kimley-Horn has no control over the cost of labor, materials, equipment, or over the Contractor's methods of determining prices or over competitive bidding or market conditions. Opinions of probable costs provided herein are based on the information known to Kimley-Horn at this time and represent only Kimley-Horn's judgment as a design professional familiar with the construction industry. Kimley-Horn cannot and does not guarantee that proposals, bids, or actual construction costs will not vary from its opinions of probable costs.

Sidewalk Barrier Conceptual Budget Summary

Sidewalk barriers are displayed for visual purposes only. Their associated costs are stored in the s ver, which is costed panel-by-panel in the Facility Priority Summary.

2044

PROW Sidewalk Corridor Compliance Summary

Corridor

RANCHWAY DR

Corridor Score & Severity

Score: 4

MEDIUM

Corridor Cost Summary

Facility Type		Cost
Sidewalk	$	150,004
Crosswalks	$	4,741
Curb Ramps	$	41,650
Missing Ramps	$	0

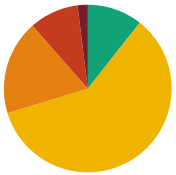

Sidewalk Barrier Priority Distribution

Priority	Percentage (%)
1	2%
2	9%
3	18%
4	60%
5	11%

Corridor Map



Facility Condition Summary

Sidewalks

Barrier Priority	Length (yd)		Cost
1	59	$	3,937
2	281	$	19,537
3	539	$	38,959
4	1,762	$	69,100
5	314	$	18,471
Total	2,956	$	150,004

Curb Ramps

Barrier Priority	Quantity		Cost
1	0	$	0
2	3	$	17,850
3	3	$	17,850
4	1	$	5,950
5	0	$	0
Total	7	$	41,650

Crosswalks

Barrier Priority	Length (yd)		Cost
1	0	$	0
2	0	$	0
3	4	$	232
4	76	$	4,509
5	13	$	
Total	93	$	4,741

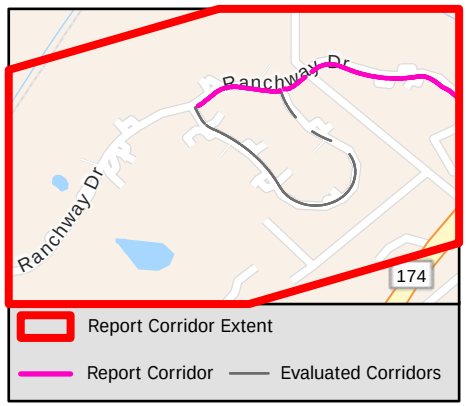

Sidewalk Barrier Summary

Pole	Quantity:	0
Fire Hydrant	Quantity:	0
Vault	Quantity:	0
Vegetation	Quantity:	0
Sign	Quantity:	0
Other	Quantity:	0

Missing Curb Ramps

Symbol	Quantity		Cost
	0	$	0

Curb Ramps Shown in Other Reports

Symbol	Quantity	Cost
	0	Other Report

Conceptual Budget Estimate Disclaimer

This "cost report" assigns a conceptual budget estimate to resolve non-compliance issues and was developed for planning purposes only. Kimley-Horn has no control over the cost of labor, materials, equipment, or over the Contractor's methods of determining prices or over competitive bidding or market conditions. Opinions of probable costs provided herein are based on the information known to Kimley-Horn at this time and represent only Kimley-Horn's judgment as a design professional familiar with the construction industry. Kimley-Horn cannot and does not guarantee that proposals, bids, or actual construction costs will not vary from its opinions of probable costs.

Sidewalk Barrier Conceptual Budget Summary

Sidewalk barriers are displayed for visual purposes only. Their associated costs are stored in the s 2045 yer, which is costed panel-by-panel in the Facility Priority Summary.

PROW Sidewalk Corridor Compliance Summary

Corridor

REAGAN LN

Corridor Score & Severity

Score: 5

LOW

Corridor Cost Summary

Facility Type		Cost
Sidewalk	$	224,618
Crosswalks	$	
Curb Ramps	$	5,950
Missing Ramps	$	0

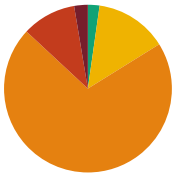

Sidewalk Barrier Priority Distribution

Priority	Percentage (%)
1	3%
2	10%
3	71%
4	14%
5	2%

Corridor Map

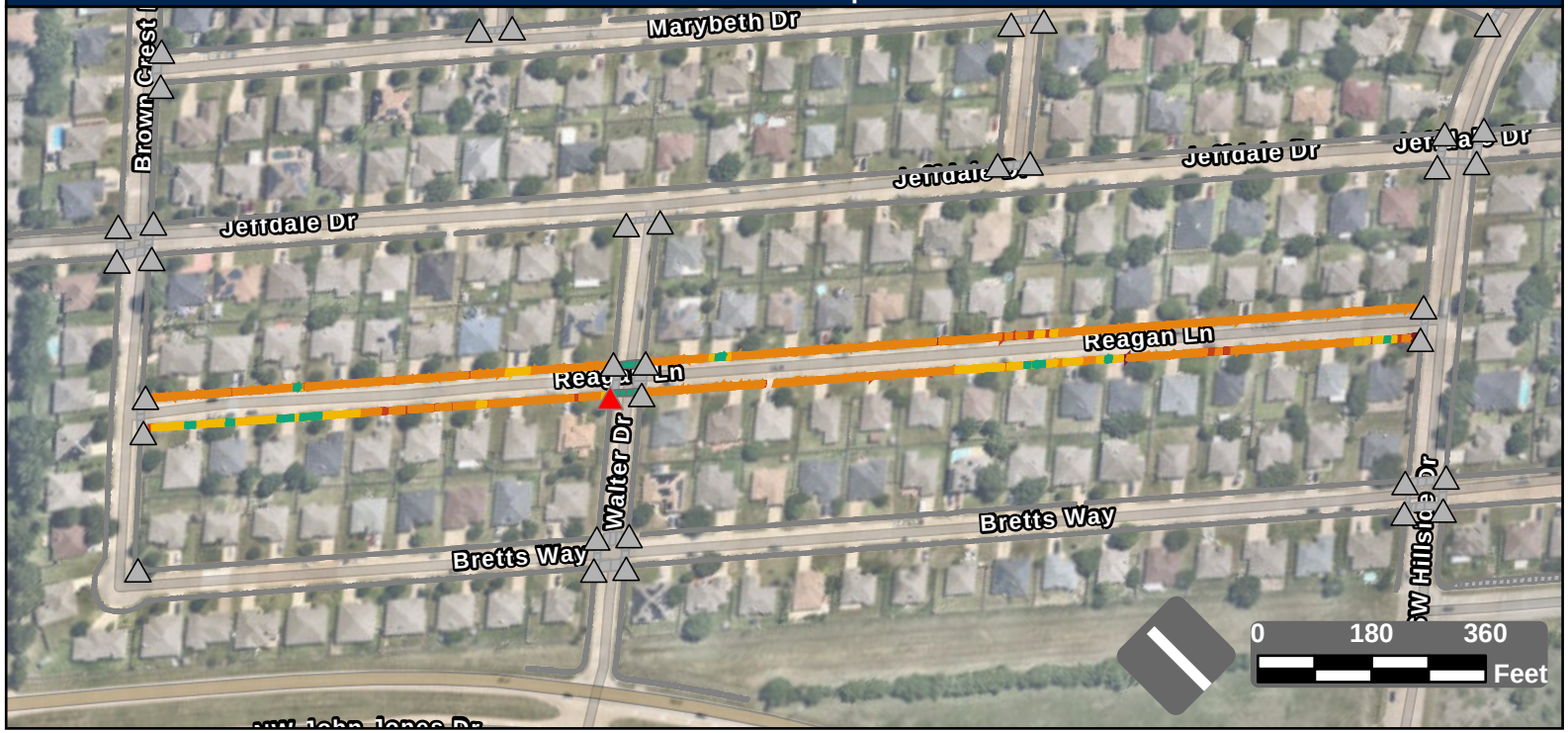

Facility Condition Summary

Sidewalks

Barrier Priority	Length (yd)		Cost
1	88	$	5,827
2	348	$	24,917
3	2,367	$	170,926
4	464	$	17,512
5	75	$	5,435
Total	3,343	$	224,618

Curb Ramps

Barrier Priority	Quantity		Cost
1	1	$	5,950
2	0	$	0
3	0	$	0
4	0	$	0
5	0	$	0
Total	1	$	5,950

Crosswalks

Barrier Priority	Length (yd)		Cost
1	0	$	0
2	0	$	0
3	0	$	0
4	0	$	0
5	138	$	
Total	138	$	

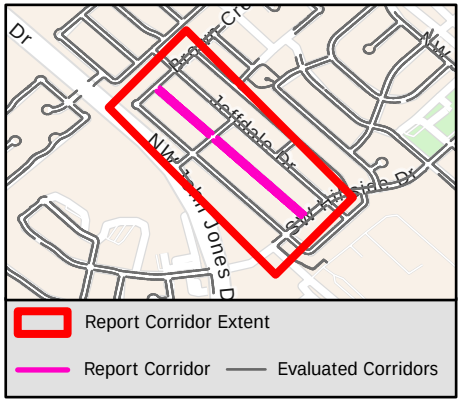

Sidewalk Barrier Summary

Pole	Quantity:	0
Fire Hydrant	Quantity:	0
Vault	Quantity:	0
Vegetation	Quantity:	0
Sign	Quantity:	0
Other	Quantity:	0

Missing Curb Ramps

Symbol	Quantity		Cost
	0	$	0

Curb Ramps Shown in Other Reports

Symbol	Quantity	Cost
	36	Other Report

Conceptual Budget Estimate Disclaimer

This "cost report" assigns a conceptual budget estimate to resolve non-compliance issues and was developed for planning purposes only. Kimley-Horn has no control over the cost of labor, materials, equipment, or over the Contractor's methods of determining prices or over competitive bidding or market conditions. Opinions of probable costs provided herein are based on the information known to Kimley-Horn at this time and represent only Kimley-Horn's judgment as a design professional familiar with the construction industry. Kimley-Horn cannot and does not guarantee that proposals, bids, or actual construction costs will not vary from its opinions of probable costs.

Sidewalk Barrier Conceptual Budget Summary

Sidewalk barriers are displayed for visual purposes only. Their associated costs are stored in the s yer, which is costed panel-by-panel in the Facility Priority Summary.

2046

PROW Sidewalk Corridor Compliance Summary

Corridor

RED CEDAR WAY

Corridor Score & Severity

Score: 3
MEDIUM

Corridor Cost Summary

Facility Type		Cost
Sidewalk	$	79,725
Crosswalks	$	0
Curb Ramps	$	0
Missing Ramps	$	0

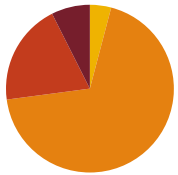

Sidewalk Barrier Priority Distribution

Priority	Percentage (%)
1	7%
2	20%
3	69%
4	4%
5	0%

Corridor Map

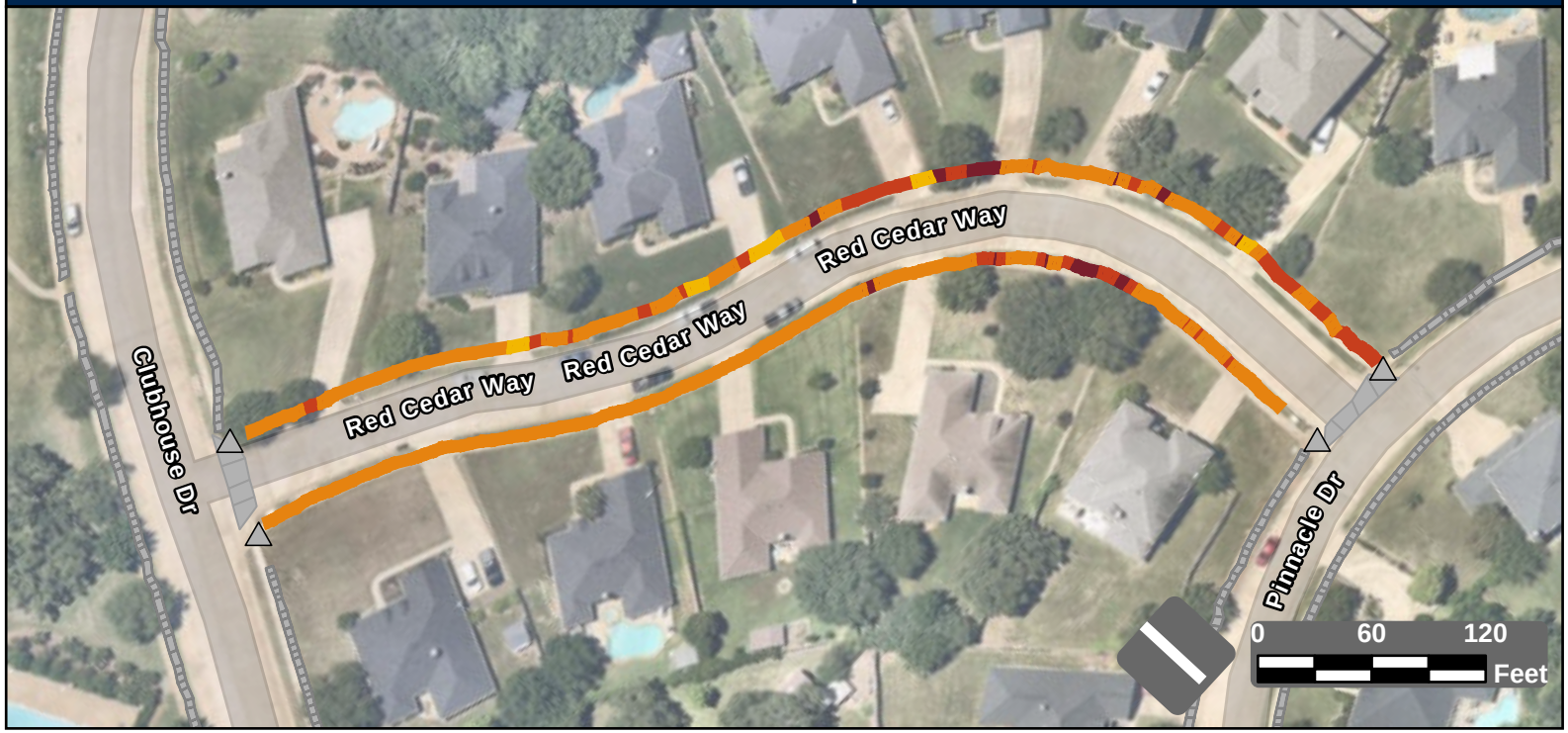

Facility Condition Summary

Sidewalks

Barrier Priority	Length (yd)		Cost
1	83	$	5,984
2	219	$	15,845
3	767	$	55,479
4	46	$	2,417
5	0	$	0
Total	1,115	$	79,725

Curb Ramps

Barrier Priority	Quantity		Cost
1	0	$	0
2	0	$	0
3	0	$	0
4	0	$	0
5	0	$	0
Total	0	$	0

Crosswalks

Barrier Priority	Length (yd)		Cost
1	0	$	0
2	0	$	0
3	0	$	0
4	0	$	0
5	0	$	0
Total	0	$	0

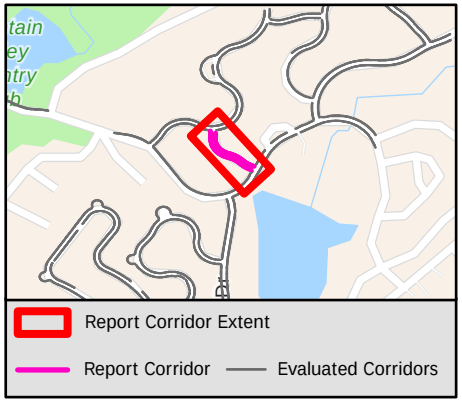

Sidewalk Barrier Summary

Pole	Quantity:	0
Fire Hydrant	Quantity:	0
Vault	Quantity:	0
Vegetation	Quantity:	0
Sign	Quantity:	0
Other	Quantity:	0

Missing Curb Ramps

Symbol	Quantity		Cost
	0	$	0

Curb Ramps Shown in Other Reports

Symbol	Quantity	Cost
	4	Other Report

Conceptual Budget Estimate Disclaimer

This "cost report" assigns a conceptual budget estimate to resolve non-compliance issues and was developed for planning purposes only. Kimley-Horn has no control over the cost of labor, materials, equipment, or over the Contractor's methods of determining prices or over competitive bidding or market conditions. Opinions of probable costs provided herein are based on the information known to Kimley-Horn at this time and represent only Kimley-Horn's judgment as a design professional familiar with the construction industry. Kimley-Horn cannot and does not guarantee that proposals, bids, or actual construction costs will not vary from its opinions of probable costs.

Sidewalk Barrier Conceptual Budget Summary

Sidewalk barriers are displayed for visual purposes only. Their associated costs are stored in the s yer, which is costed panel-by-panel in the Facility Priority Summary.

2047

PROW Sidewalk Corridor Compliance Summary

Corridor

REDBUD RD

Corridor Score & Severity

Score: 3

MEDIUM

Corridor Cost Summary

Facility Type		Cost
Sidewalk	$	107,586
Crosswalks	$	0
Curb Ramps	$	0
Missing Ramps	$	0

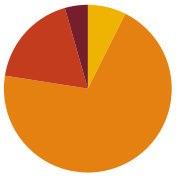

Sidewalk Barrier Priority Distribution

Priority	Percentage (%)
1	4%
2	18%
3	70%
4	7%
5	0%

Corridor Map



Facility Condition Summary

Sidewalks

Barrier Priority	Length (yd)		Cost
1	70	$	5,029
2	287	$	19,527
3	1,109	$	80,107
4	117	$	2,923
5	0	$	0
Total	1,583	$	107,586

Curb Ramps

Barrier Priority	Quantity		Cost
1	0	$	0
2	0	$	0
3	0	$	0
4	0	$	0
5	0	$	0
Total	0	$	0

Crosswalks

Barrier Priority	Length (yd)		Cost
1	0	$	0
2	0	$	0
3	0	$	0
4	0	$	0
5	0	$	0
Total	0	$	0

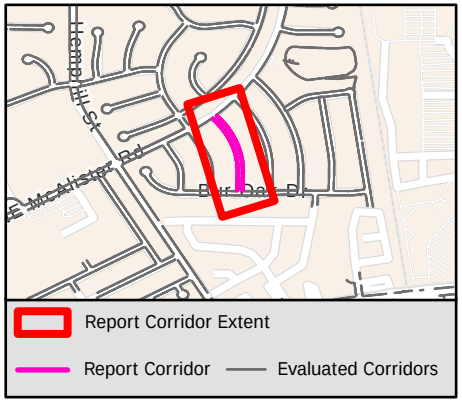

Sidewalk Barrier Summary

Pole	Quantity:	0
Fire Hydrant	Quantity:	0
Vault	Quantity:	0
Vegetation	Quantity:	0
Sign	Quantity:	0
Other	Quantity:	0

Missing Curb Ramps

Symbol	Quantity		Cost
	0	$	0

Curb Ramps Shown in Other Reports

Symbol	Quantity	Cost
	7	Other Report

Conceptual Budget Estimate Disclaimer

This "cost report" assigns a conceptual budget estimate to resolve non-compliance issues and was developed for planning purposes only. Kimley-Horn has no control over the cost of labor, materials, equipment, or over the Contractor's methods of determining prices or over competitive bidding or market conditions. Opinions of probable costs provided herein are based on the information known to Kimley-Horn at this time and represent only Kimley-Horn's judgment as a design professional familiar with the construction industry. Kimley-Horn cannot and does not guarantee that proposals, bids, or actual construction costs will not vary from its opinions of probable costs.

Sidewalk Barrier Conceptual Budget Summary

Sidewalk barriers are displayed for visual purposes only. Their associated costs are stored in the s… yer, which is costed panel-by-panel in the Facility Priority Summary.

2048

PROW Sidewalk Corridor Compliance Summary

Corridor

REDFISH DR

Corridor Score & Severity

Score: 4

MEDIUM

Corridor Cost Summary

Facility Type		Cost
Sidewalk	$	64,910
Crosswalks	$	0
Curb Ramps	$	11,900
Missing Ramps	$	14,000

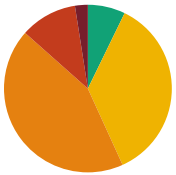

Sidewalk Barrier Priority Distribution

Priority	Percentage (%)
1	2%
2	11%
3	43%
4	36%
5	7%

Corridor Map

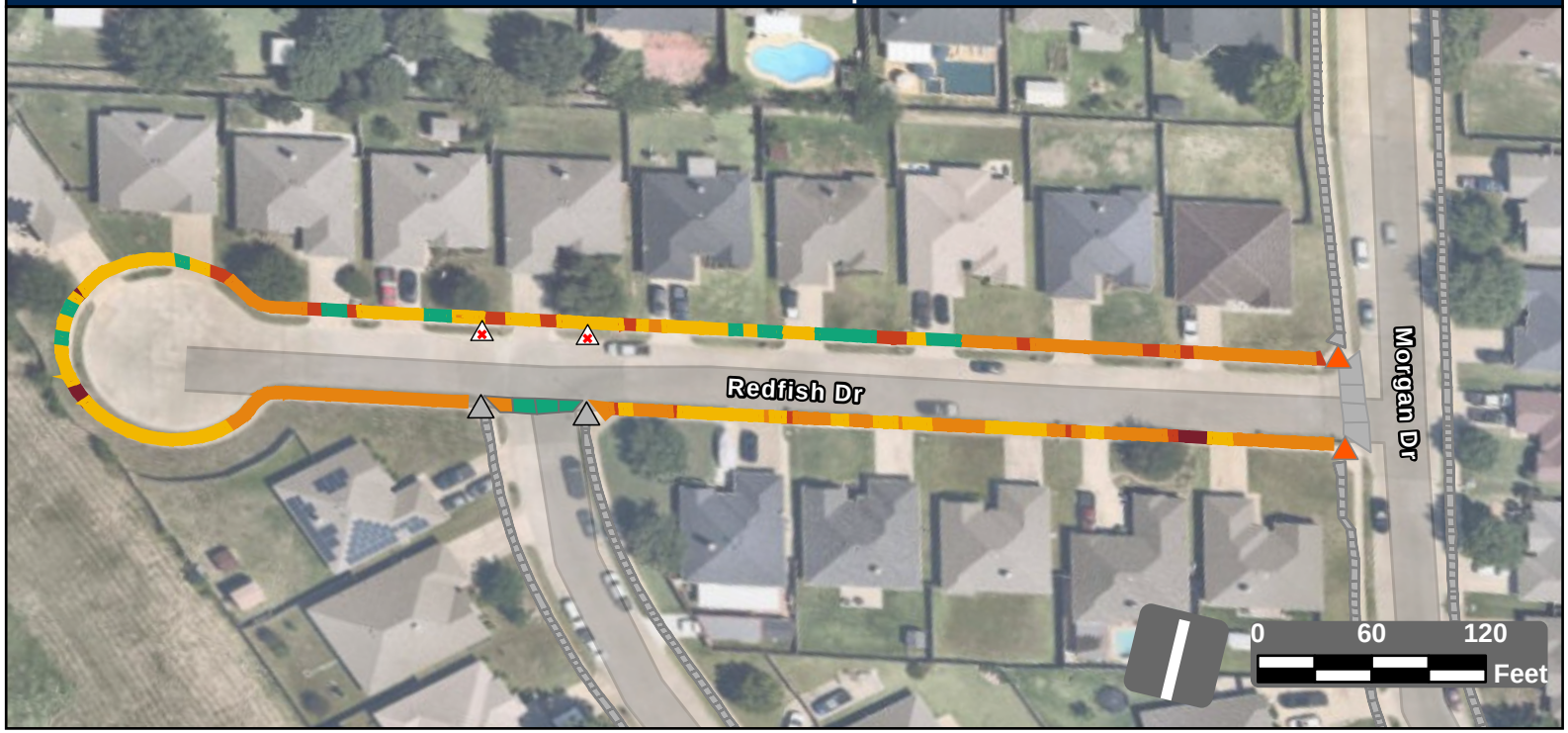

Facility Condition Summary

Sidewalks

Barrier Priority	Length (yd)		Cost
1	29	$	1,878
2	125	$	8,687
3	496	$	35,821
4	412	$	12,575
5	82	$	5,950
Total	1,144	$	64,910

Curb Ramps

Barrier Priority	Quantity		Cost
1	0	$	0
2	2	$	11,900
3	0	$	0
4	0	$	0
5	0	$	0
Total	2	$	11,900

Crosswalks

Barrier Priority	Length (yd)		Cost
1	0	$	0
2	0	$	0
3	9	$	0
4	0	$	0
5	29	$	
Total	38	$	0

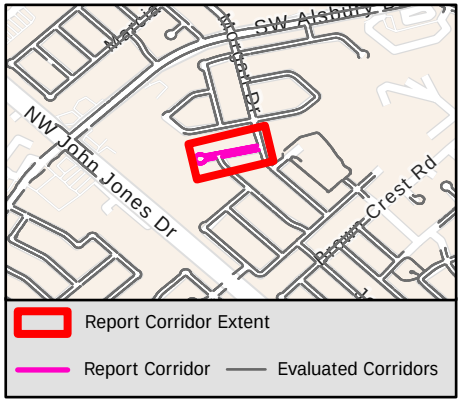

Sidewalk Barrier Summary

Pole	Quantity:	0
Fire Hydrant	Quantity:	0
Vault	Quantity:	0
Vegetation	Quantity:	0
Sign	Quantity:	0
Other	Quantity:	0

Missing Curb Ramps

Symbol	Quantity		Cost
	2	$	14,000

Curb Ramps Shown in Other Reports

Symbol	Quantity	Cost
	2	Other Report

Conceptual Budget Estimate Disclaimer

This "cost report" assigns a conceptual budget estimate to resolve non-compliance issues and was developed for planning purposes only. Kimley-Horn has no control over the cost of labor, materials, equipment, or over the Contractor's methods of determining prices or over competitive bidding or market conditions. Opinions of probable costs provided herein are based on the information known to Kimley-Horn at this time and represent only Kimley-Horn's judgment as a design professional familiar with the construction industry. Kimley-Horn cannot and does not guarantee that proposals, bids, or actual construction costs will not vary from its opinions of probable costs.

Sidewalk Barrier Conceptual Budget Summary

Sidewalk barriers are displayed for visual purposes only. Their associated costs are stored in the s ver, which is costed panel-by-panel in the Facility Priority Summary.

2049

PROW Sidewalk Corridor Compliance Summary

Corridor

REDWING CT

Corridor Score & Severity

Score: 4

MEDIUM

Corridor Cost Summary

Facility Type		Cost
Sidewalk	$	5,138
Crosswalks	$	0
Curb Ramps	$	0
Missing Ramps	$	0

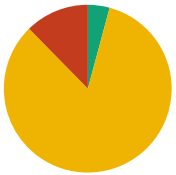

Sidewalk Barrier Priority Distribution

Priority	Percentage (%)
1	0%
2	12%
3	0%
4	83%
5	4%

Corridor Map

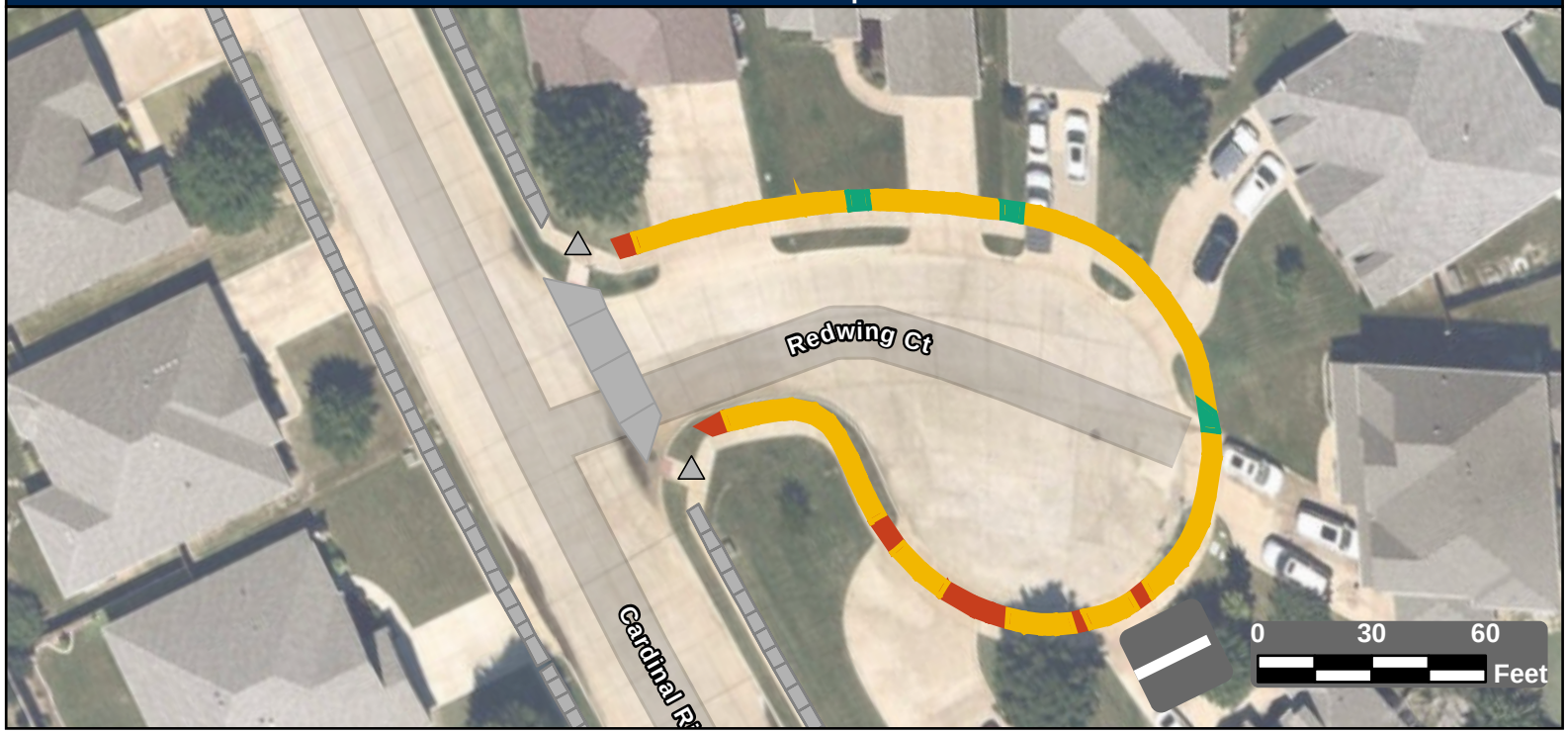

Facility Condition Summary

Sidewalks

Barrier Priority	Length (yd)		Cost
1	0	$	0
2	42	$	1,708
3	0	$	0
4	286	$	2,393
5	14	$	1,037
Total	342	$	5,138

Curb Ramps

Barrier Priority	Quantity		Cost
1	0	$	0
2	0	$	0
3	0	$	0
4	0	$	0
5	0	$	0
Total	0	$	0

Crosswalks

Barrier Priority	Length (yd)		Cost
1	0	$	0
2	0	$	0
3	0	$	0
4	0	$	0
5	0	$	0
Total	0	$	0

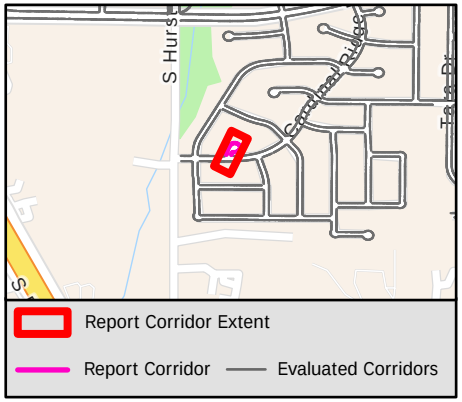

Sidewalk Barrier Summary

Pole	Quantity:	0
Fire Hydrant	Quantity:	0
Vault	Quantity:	0
Vegetation	Quantity:	0
Sign	Quantity:	0
Other	Quantity:	0

Missing Curb Ramps

Symbol	Quantity		Cost
	0	$	0

Curb Ramps Shown in Other Reports

Symbol	Quantity	Cost
	2	Other Report

Conceptual Budget Estimate Disclaimer

This "cost report" assigns a conceptual budget estimate to resolve non-compliance issues and was developed for planning purposes only. Kimley-Horn has no control over the cost of labor, materials, equipment, or over the Contractor's methods of determining prices or over competitive bidding or market conditions. Opinions of probable costs provided herein are based on the information known to Kimley-Horn at this time and represent only Kimley-Horn's judgment as a design professional familiar with the construction industry. Kimley-Horn cannot and does not guarantee that proposals, bids, or actual construction costs will not vary from its opinions of probable costs.

Sidewalk Barrier Conceptual Budget Summary

Sidewalk barriers are displayed for visual purposes only. Their associated costs are stored in the s yer, which is costed panel-by-panel in the Facility Priority Summary.

2050

PROW Sidewalk Corridor Compliance Summary

Corridor

REED PARKE RD

Corridor Score & Severity

Score: 5

LOW

Corridor Cost Summary

Facility Type		Cost
Sidewalk	$	13,894
Crosswalks	$	0
Curb Ramps	$	17,800
Missing Ramps	$	0

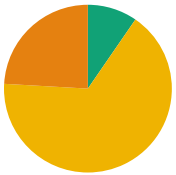

Sidewalk Barrier Priority Distribution

Priority	Percentage (%)
1	0%
2	0%
3	24%
4	66%
5	10%

Corridor Map

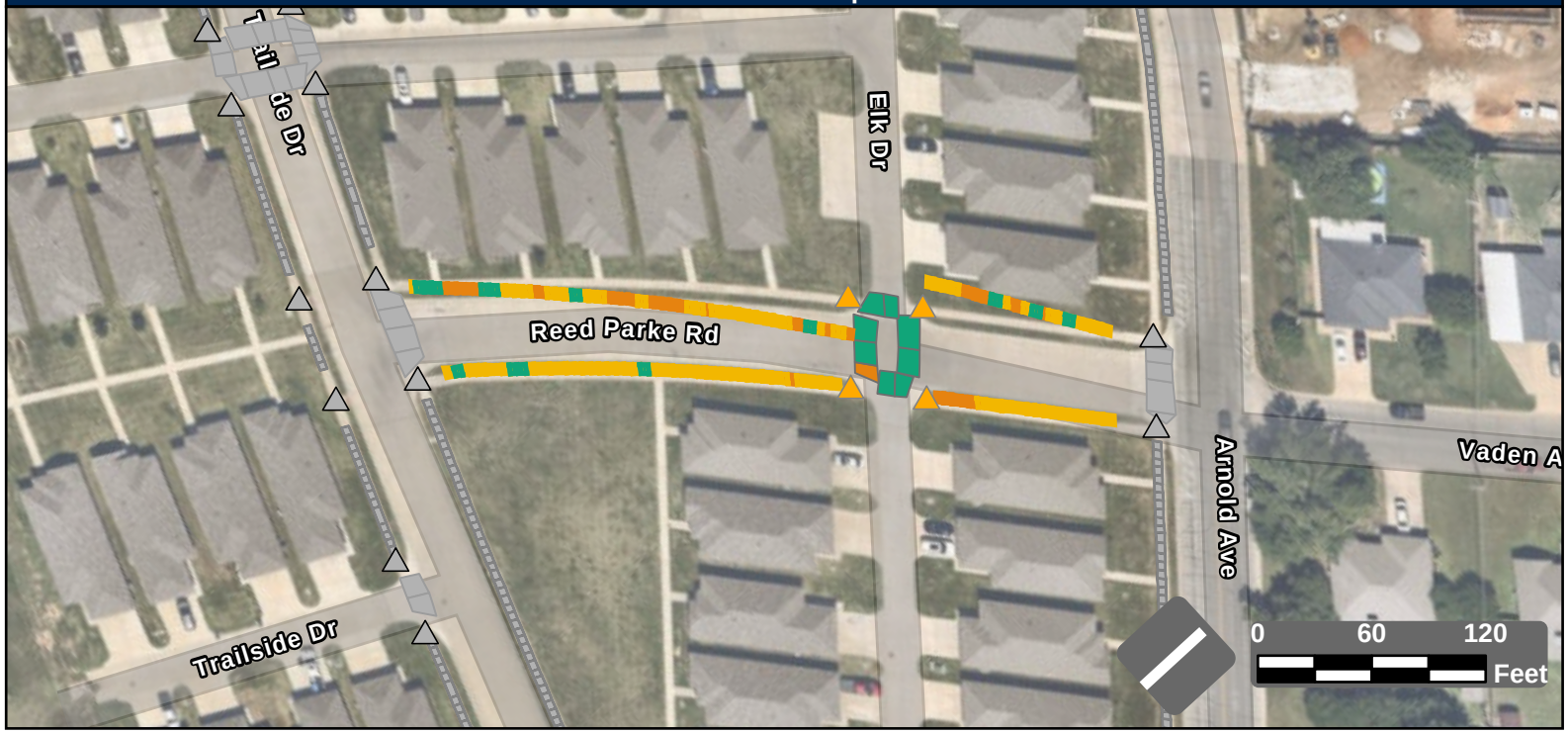

Facility Condition Summary

Sidewalks

Barrier Priority	Length (yd)		Cost
1	0	$	0
2	0	$	0
3	137	$	9,930
4	379	$	0
5	55	$	3,964
Total	571	$	13,894

Curb Ramps

Barrier Priority	Quantity		Cost
1	0	$	0
2	0	$	0
3	4	$	17,800
4	0	$	0
5	0	$	0
Total	4	$	17,800

Crosswalks

Barrier Priority	Length (yd)		Cost
1	0	$	0
2	0	$	0
3	9	$	0
4	0	$	0
5	129	$	
Total	137	$	0

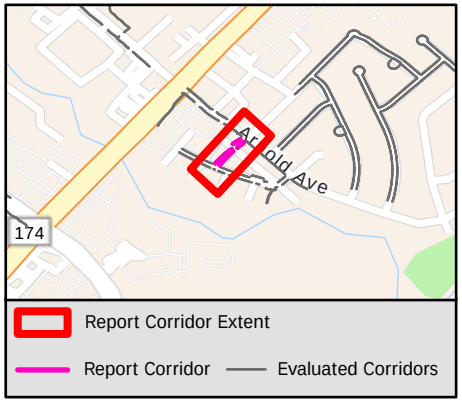

Sidewalk Barrier Summary

Pole	Quantity:	0
Fire Hydrant	Quantity:	0
Vault	Quantity:	0
Vegetation	Quantity:	0
Sign	Quantity:	0
Other	Quantity:	0

Missing Curb Ramps

Symbol	Quantity		Cost
	0	$	0

Curb Ramps Shown in Other Reports

Symbol	Quantity	Cost
	12	Other Report

Conceptual Budget Estimate Disclaimer

This "cost report" assigns a conceptual budget estimate to resolve non-compliance issues and was developed for planning purposes only. Kimley-Horn has no control over the cost of labor, materials, equipment, or over the Contractor's methods of determining prices or over competitive bidding or market conditions. Opinions of probable costs provided herein are based on the information known to Kimley-Horn at this time and represent only Kimley-Horn's judgment as a design professional familiar with the construction industry. Kimley-Horn cannot and does not guarantee that proposals, bids, or actual construction costs will not vary from its opinions of probable costs.

Sidewalk Barrier Conceptual Budget Summary

Sidewalk barriers are displayed for visual purposes only. Their associated costs are stored in the s… yer, which is costed panel-by-panel in the Facility Priority Summary.

2051

PROW Sidewalk Corridor Compliance Summary

Corridor

REVERIE RD

Corridor Score & Severity

Score: 5

LOW

Corridor Cost Summary

Facility Type		Cost
Sidewalk	$	78,197
Crosswalks	$	932
Curb Ramps	$	67,050
Missing Ramps	$	28,000

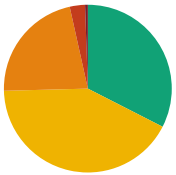

Sidewalk Barrier Priority Distribution

Priority	Percentage (%)
1	1%
2	3%
3	22%
4	42%
5	33%

Corridor Map

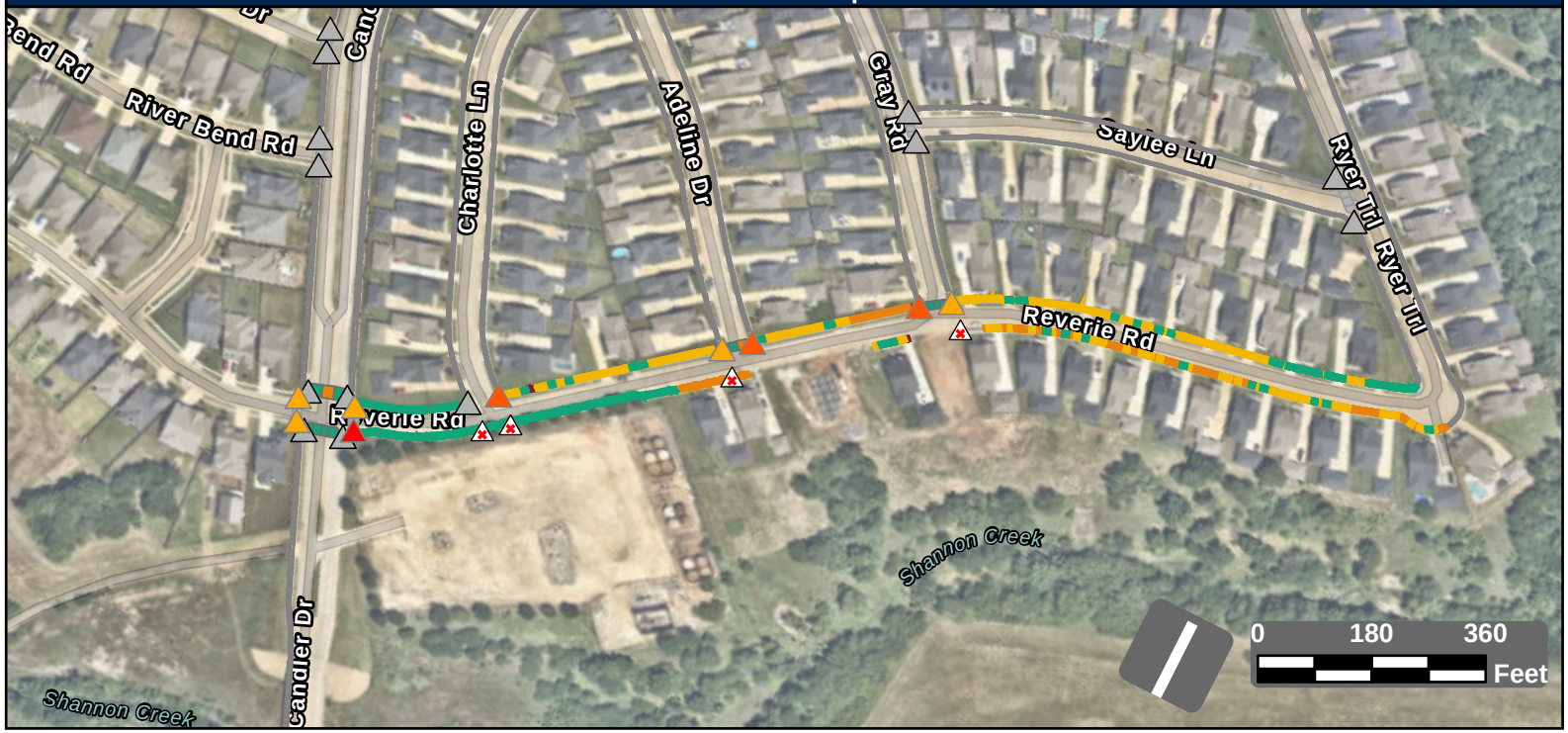

Facility Condition Summary

Sidewalks

Barrier Priority	Length (yd)		Cost
1	13	$	955
2	72	$	3,252
3	538	$	38,844
4	1,030	$	22,201
5	796	$	12,945
Total	2,449	$	78,197

Curb Ramps

Barrier Priority	Quantity		Cost
1	1	$	5,950
2	3	$	25,350
3	5	$	35,750
4	0	$	0
5	0	$	0
Total	9	$	67,050

Crosswalks

Barrier Priority	Length (yd)		Cost
1	0	$	0
2	0	$	0
3	61	$	0
4	9	$	932
5	241	$	
Total	312	$	932

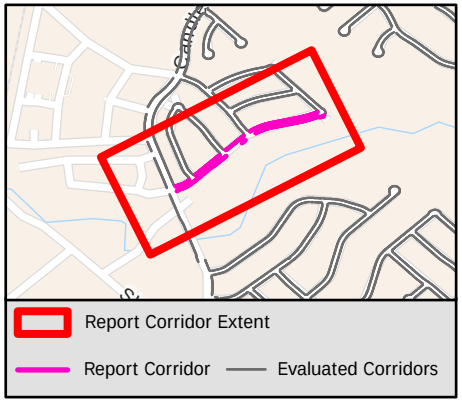

Sidewalk Barrier Summary

Pole	Quantity:	0
Fire Hydrant	Quantity:	0
Vault	Quantity:	0
Vegetation	Quantity:	0
Sign	Quantity:	0
Other	Quantity:	0

Missing Curb Ramps

Symbol	Quantity		Cost
	4	$	28,000

Curb Ramps Shown in Other Reports

Symbol	Quantity	Cost
	13	Other Report

Conceptual Budget Estimate Disclaimer

This "cost report" assigns a conceptual budget estimate to resolve non-compliance issues and was developed for planning purposes only. Kimley-Horn has no control over the cost of labor, materials, equipment, or over the Contractor's methods of determining prices or over competitive bidding or market conditions. Opinions of probable costs provided herein are based on the information known to Kimley-Horn at this time and represent only Kimley-Horn's judgment as a design professional familiar with the construction industry. Kimley-Horn cannot and does not guarantee that proposals, bids, or actual construction costs will not vary from its opinions of probable costs.

Sidewalk Barrier Conceptual Budget Summary

Sidewalk barriers are displayed for visual purposes only. Their associated costs are stored in the s[illegible]yer, which is costed panel-by-panel in the Facility Priority Summary.

2052

PROW Sidewalk Corridor Compliance Summary

Corridor

RICHARD ST

Corridor Score & Severity

Score: 4
MEDIUM

Corridor Cost Summary

Facility Type		Cost
Sidewalk	$	207,884
Crosswalks	$	8,911
Curb Ramps	$	37,200
Missing Ramps	$	7,000

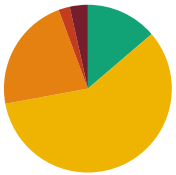

Sidewalk Barrier Priority Distribution

Priority	Percentage (%)
1	3%
2	2%
3	22%
4	58%
5	14%

Corridor Map

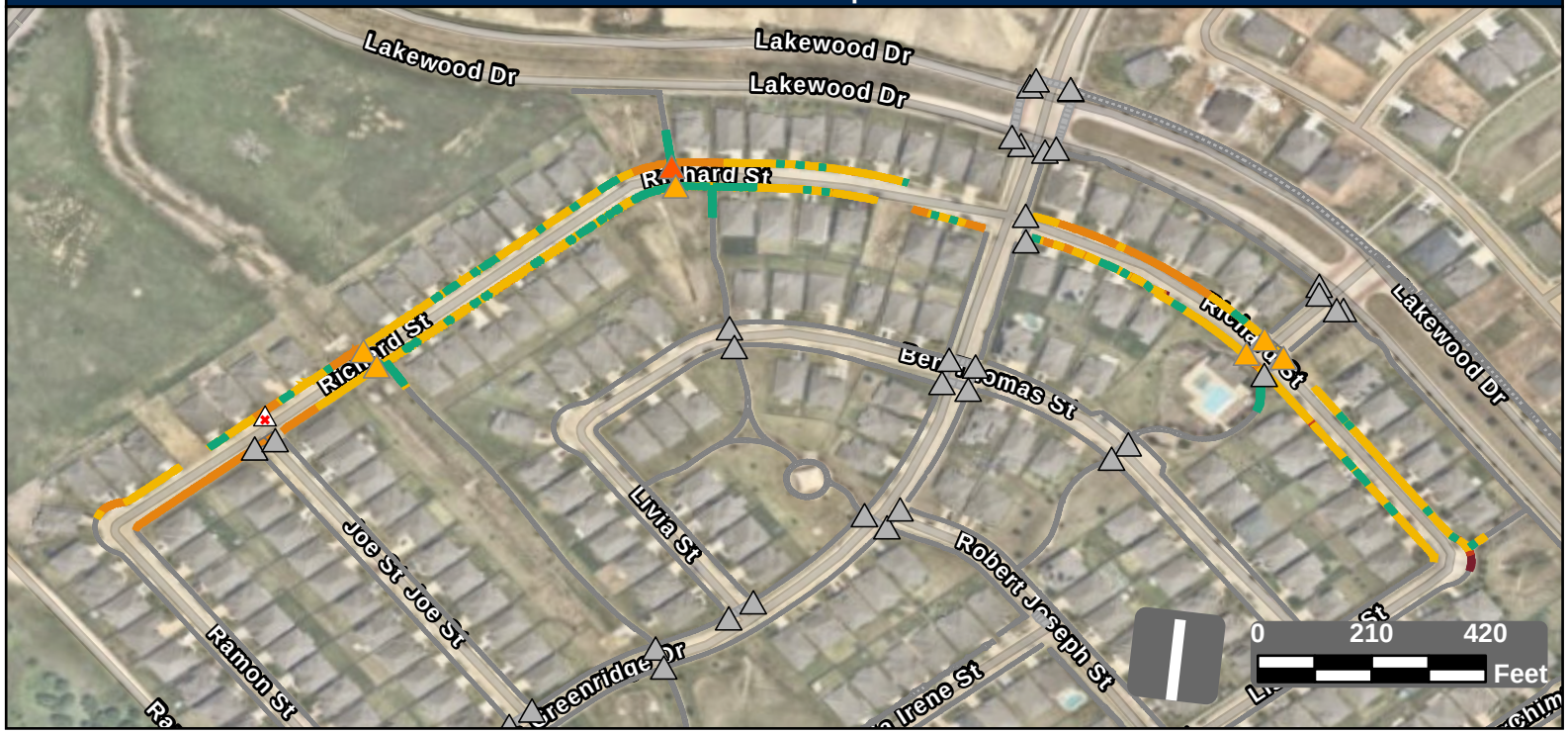

Facility Condition Summary

Sidewalks

Barrier Priority	Length (yd)		Cost
1	189	$	13,676
2	116	$	6,142
3	1,207	$	87,185
4	3,165	$	68,450
5	745	$	32,431
Total	5,423	$	207,884

Curb Ramps

Barrier Priority	Quantity		Cost
1	0	$	0
2	1	$	5,950
3	6	$	31,250
4	0	$	0
5	0	$	0
Total	7	$	37,200

Crosswalks

Barrier Priority	Length (yd)		Cost
1	0	$	0
2	0	$	0
3	68	$	5,122
4	38	$	3,789
5	58	$	
Total	164	$	8,911

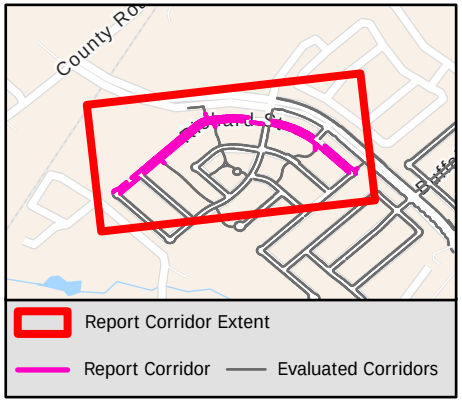

Sidewalk Barrier Summary

Pole	Quantity:	0
Fire Hydrant	Quantity:	0
Vault	Quantity:	0
Vegetation	Quantity:	0
Sign	Quantity:	0
Other	Quantity:	0

Missing Curb Ramps

Symbol	Quantity		Cost
	1	$	7,000

Curb Ramps Shown in Other Reports

Symbol	Quantity	Cost
	36	Other Report

Conceptual Budget Estimate Disclaimer

This "cost report" assigns a conceptual budget estimate to resolve non-compliance issues and was developed for planning purposes only. Kimley-Horn has no control over the cost of labor, materials, equipment, or over the Contractor's methods of determining prices or over competitive bidding or market conditions. Opinions of probable costs provided herein are based on the information known to Kimley-Horn at this time and represent only Kimley-Horn's judgment as a design professional familiar with the construction industry. Kimley-Horn cannot and does not guarantee that proposals, bids, or actual construction costs will not vary from its opinions of probable costs.

Sidewalk Barrier Conceptual Budget Summary

Sidewalk barriers are displayed for visual purposes only. Their associated costs are stored in the s yer, which is costed panel-by-panel in the Facility Priority Summary.

2053

PROW Sidewalk Corridor Compliance Summary

Corridor

RICHWOOD LN

Corridor Score & Severity

Score:
HIGH

Corridor Cost Summary

Facility Type		Cost
Sidewalk	$	0
Crosswalks	$	0
Curb Ramps	$	0
Missing Ramps	$	0

Sidewalk Barrier Priority Distribution

Priority	Percentage (%)
1	%
2	%
3	%
4	%
5	%

Corridor Map



Facility Condition Summary

Sidewalks

Barrier Priority	Length (yd)		Cost
1	0	$	0
2	0	$	0
3	0	$	0
4	0	$	0
5	0	$	0
Total	0	$	0

Curb Ramps

Barrier Priority	Quantity		Cost
1	0	$	0
2	0	$	0
3	0	$	0
4	0	$	0
5	0	$	0
Total	0	$	0

Crosswalks

Barrier Priority	Length (yd)		Cost
1	0	$	0
2	0	$	0
3	0	$	0
4	0	$	0
5	0	$	0
Total	0	$	0

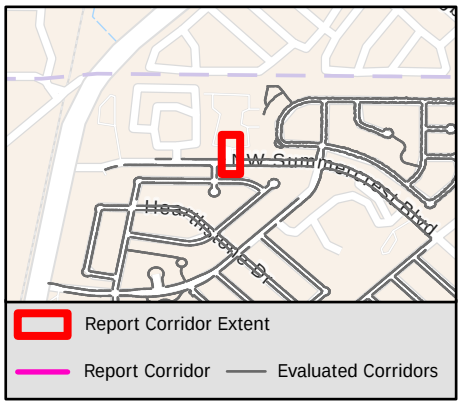

Sidewalk Barrier Summary

Pole	Quantity:	0
Fire Hydrant	Quantity:	0
Vault	Quantity:	0
Vegetation	Quantity:	0
Sign	Quantity:	0
Other	Quantity:	0

Missing Curb Ramps

Symbol	Quantity		Cost
	0	$	0

Curb Ramps Shown in Other Reports

Symbol	Quantity	Cost
	2	Other Report

Conceptual Budget Estimate Disclaimer

This "cost report" assigns a conceptual budget estimate to resolve non-compliance issues and was developed for planning purposes only. Kimley-Horn has no control over the cost of labor, materials, equipment, or over the Contractor's methods of determining prices or over competitive bidding or market conditions. Opinions of probable costs provided herein are based on the information known to Kimley-Horn at this time and represent only Kimley-Horn's judgment as a design professional familiar with the construction industry. Kimley-Horn cannot and does not guarantee that proposals, bids, or actual construction costs will not vary from its opinions of probable costs.

Sidewalk Barrier Conceptual Budget Summary

Sidewalk barriers are displayed for visual purposes only. Their associated costs are stored in the s yer, which is costed panel-by-panel in the Facility Priority Summary.

2054

PROW Sidewalk Corridor Compliance Summary

Corridor

RIDGE CREST DR

Corridor Score & Severity

Score: 4
MEDIUM

Corridor Cost Summary

Facility Type		Cost
Sidewalk	$	92,440
Crosswalks	$	3,646
Curb Ramps	$	7,450
Missing Ramps	$	0

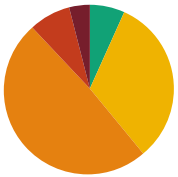

Sidewalk Barrier Priority Distribution

Priority	Percentage (%)
1	4%
2	8%
3	49%
4	32%
5	7%

Corridor Map

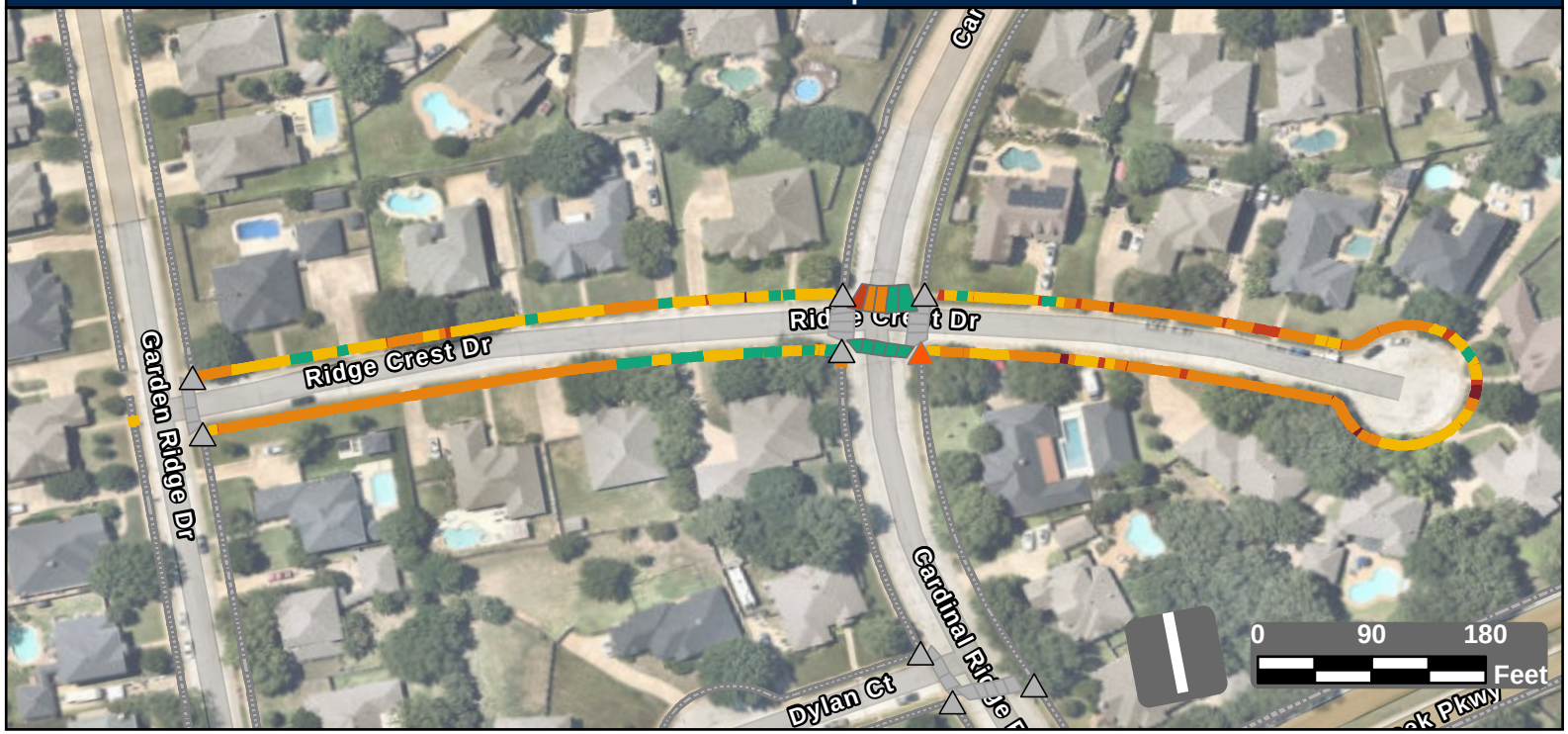

Facility Condition Summary

Sidewalks

Barrier Priority	Length (yd)		Cost
1	64	$	4,450
2	130	$	8,229
3	789	$	56,982
4	522	$	18,711
5	108	$	4,068
Total	1,613	$	92,440

Curb Ramps

Barrier Priority	Quantity		Cost
1	0	$	0
2	1	$	7,450
3	0	$	0
4	0	$	0
5	0	$	0
Total	1	$	7,450

Crosswalks

Barrier Priority	Length (yd)		Cost
1	0	$	0
2	18	$	3,646
3	36	$	0
4	0	$	0
5	92	$	
Total	146	$	3,646

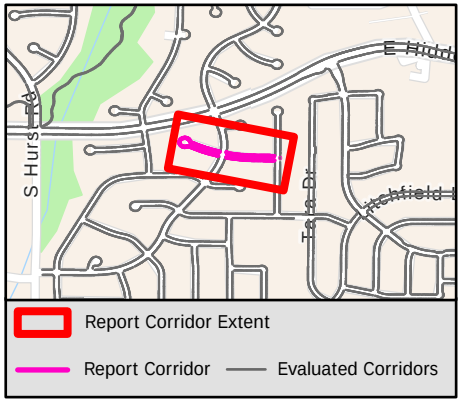

Sidewalk Barrier Summary

Pole	Quantity:	0
Fire Hydrant	Quantity:	0
Vault	Quantity:	0
Vegetation	Quantity:	0
Sign	Quantity:	0
Other	Quantity:	0

Missing Curb Ramps

Symbol	Quantity		Cost
	0	$	0

Curb Ramps Shown in Other Reports

Symbol	Quantity	Cost
	8	Other Report

Conceptual Budget Estimate Disclaimer

This "cost report" assigns a conceptual budget estimate to resolve non-compliance issues and was developed for planning purposes only. Kimley-Horn has no control over the cost of labor, materials, equipment, or over the Contractor's methods of determining prices or over competitive bidding or market conditions. Opinions of probable costs provided herein are based on the information known to Kimley-Horn at this time and represent only Kimley-Horn's judgment as a design professional familiar with the construction industry. Kimley-Horn cannot and does not guarantee that proposals, bids, or actual construction costs will not vary from its opinions of probable costs.

Sidewalk Barrier Conceptual Budget Summary

Sidewalk barriers are displayed for visual purposes only. Their associated costs are stored in the s yer, which is costed panel-by-panel in the Facility Priority Summary.

2055

PROW Sidewalk Corridor Compliance Summary

Corridor

RIDGE TOP DR

Corridor Score & Severity

Score: 3

MEDIUM

Corridor Cost Summary

Facility Type		Cost
Sidewalk	$	119,775
Crosswalks	$	0
Curb Ramps	$	0
Missing Ramps	$	0

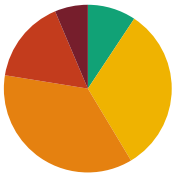

Sidewalk Barrier Priority Distribution

Priority	Percentage (%)
1	6%
2	16%
3	36%
4	32%
5	9%

Corridor Map



Facility Condition Summary

Sidewalks

Barrier Priority	Length (yd)		Cost
1	131	$	9,160
2	329	$	22,855
3	742	$	53,596
4	659	$	27,028
5	191	$	7,136
Total	2,052	$	119,775

Curb Ramps

Barrier Priority	Quantity		Cost
1	0	$	0
2	0	$	0
3	0	$	0
4	0	$	0
5	0	$	0
Total	0	$	0

Crosswalks

Barrier Priority	Length (yd)		Cost
1	0	$	0
2	0	$	0
3	0	$	0
4	0	$	0
5	0	$	0
Total	0	$	0

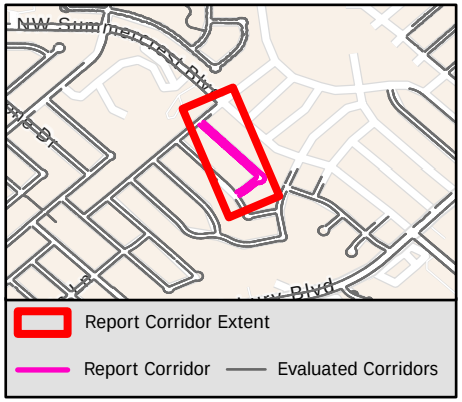

Sidewalk Barrier Summary

Pole	Quantity:	0
Fire Hydrant	Quantity:	0
Vault	Quantity:	0
Vegetation	Quantity:	0
Sign	Quantity:	0
Other	Quantity:	0

Missing Curb Ramps

Symbol	Quantity		Cost
	0	$	0

Curb Ramps Shown in Other Reports

Symbol	Quantity	Cost
	5	Other Report

Conceptual Budget Estimate Disclaimer

This "cost report" assigns a conceptual budget estimate to resolve non-compliance issues and was developed for planning purposes only. Kimley-Horn has no control over the cost of labor, materials, equipment, or over the Contractor's methods of determining prices or over competitive bidding or market conditions. Opinions of probable costs provided herein are based on the information known to Kimley-Horn at this time and represent only Kimley-Horn's judgment as a design professional familiar with the construction industry. Kimley-Horn cannot and does not guarantee that proposals, bids, or actual construction costs will not vary from its opinions of probable costs.

Sidewalk Barrier Conceptual Budget Summary

Sidewalk barriers are displayed for visual purposes only. Their associated costs are stored in the s yer, which is costed panel-by-panel in the Facility Priority Summary.

PROW Sidewalk Corridor Compliance Summary

Corridor

RIDGE VIEW DR

Corridor Score & Severity

Score: 3

MEDIUM

Corridor Cost Summary

Facility Type		Cost
Sidewalk	$	2,905
Crosswalks	$	0
Curb Ramps	$	13,400
Missing Ramps	$	0

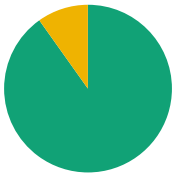

Sidewalk Barrier Priority Distribution

Priority	Percentage (%)
1	0%
2	3%
3	3%
4	12%
5	83%

Corridor Map



Facility Condition Summary

Sidewalks

Barrier Priority	Length (yd)		Cost
1	0	$	0
2	4	$	273
3	4	$	276
4	16	$	1,742
5	110	$	1,431
Total	122	$	2,905

Curb Ramps

Barrier Priority	Quantity		Cost
1	0	$	0
2	1	$	7,450
3	0	$	0
4	2	$	13,400
5	0	$	0
Total	2	$	13,400

Crosswalks

Barrier Priority	Length (yd)		Cost
1	0	$	0
2	0	$	0
3	0	$	0
4	0	$	0
5	0	$	0
Total	0	$	0

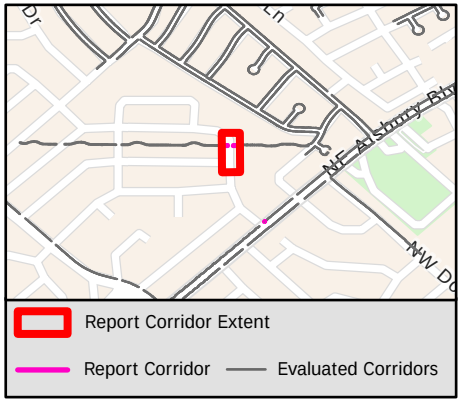

Sidewalk Barrier Summary

Pole	Quantity:	0
Fire Hydrant	Quantity:	0
Vault	Quantity:	0
Vegetation	Quantity:	0
Sign	Quantity:	0
Other	Quantity:	0

Missing Curb Ramps

Symbol	Quantity		Cost
	0	$	0

Curb Ramps Shown in Other Reports

Symbol	Quantity	Cost
	0	Other Report

Conceptual Budget Estimate Disclaimer

This "cost report" assigns a conceptual budget estimate to resolve non-compliance issues and was developed for planning purposes only. Kimley-Horn has no control over the cost of labor, materials, equipment, or over the Contractor's methods of determining prices or over competitive bidding or market conditions. Opinions of probable costs provided herein are based on the information known to Kimley-Horn at this time and represent only Kimley-Horn's judgment as a design professional familiar with the construction industry. Kimley-Horn cannot and does not guarantee that proposals, bids, or actual construction costs will not vary from its opinions of probable costs.

Sidewalk Barrier Conceptual Budget Summary

Sidewalk barriers are displayed for visual purposes only. Their associated costs are stored in the s yer, which is costed panel-by-panel in the Facility Priority Summary.

2057

PROW Sidewalk Corridor Compliance Summary

Corridor

RIDGE VIEW DR

Corridor Score & Severity

Score: 3

MEDIUM

Corridor Cost Summary

Facility Type		Cost
Sidewalk	$	817
Crosswalks	$	0
Curb Ramps	$	7,450
Missing Ramps	$	0



Sidewalk Barrier Priority Distribution

Priority	Percentage (%)
1	0%
2	3%
3	3%
4	12%
5	83%

Corridor Map



Facility Condition Summary

Sidewalks

Barrier Priority	Length (yd)		Cost
1	0	$	0
2	4	$	273
3	4	$	276
4	16	$	1,742
5	110	$	1,431
Total	11	$	817

Curb Ramps

Barrier Priority	Quantity		Cost
1	0	$	0
2	1	$	7,450
3	0	$	0
4	2	$	13,400
5	0	$	0
Total	1	$	7,450

Crosswalks

Barrier Priority	Length (yd)		Cost
1	0	$	0
2	0	$	0
3	0	$	0
4	0	$	0
5	0	$	0
Total	0	$	0

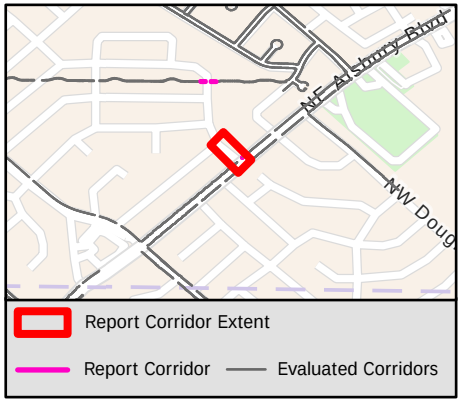

Sidewalk Barrier Summary

Pole	Quantity:	0
Fire Hydrant	Quantity:	0
Vault	Quantity:	0
Vegetation	Quantity:	0
Sign	Quantity:	0
Other	Quantity:	0

Missing Curb Ramps

Symbol	Quantity		Cost
	0	$	0

Curb Ramps Shown in Other Reports

Symbol	Quantity	Cost
	1	Other Report

Conceptual Budget Estimate Disclaimer

This "cost report" assigns a conceptual budget estimate to resolve non-compliance issues and was developed for planning purposes only. Kimley-Horn has no control over the cost of labor, materials, equipment, or over the Contractor's methods of determining prices or over competitive bidding or market conditions. Opinions of probable costs provided herein are based on the information known to Kimley-Horn at this time and represent only Kimley-Horn's judgment as a design professional familiar with the construction industry. Kimley-Horn cannot and does not guarantee that proposals, bids, or actual construction costs will not vary from its opinions of probable costs.

Sidewalk Barrier Conceptual Budget Summary

Sidewalk barriers are displayed for visual purposes only. Their associated costs are stored in the s yer, which is costed panel-by-panel in the Facility Priority Summary.

PROW Sidewalk Corridor Compliance Summary

Corridor

RIDGEHILL CT

Corridor Score & Severity

Score: 2

HIGH

Corridor Cost Summary

Facility Type		Cost
Sidewalk	$	82,694
Crosswalks	$	0
Curb Ramps	$	11,900
Missing Ramps	$	0

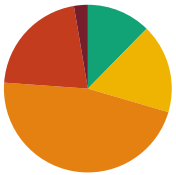

Sidewalk Barrier Priority Distribution

Priority	Percentage (%)
1	3%
2	21%
3	47%
4	17%
5	12%

Corridor Map

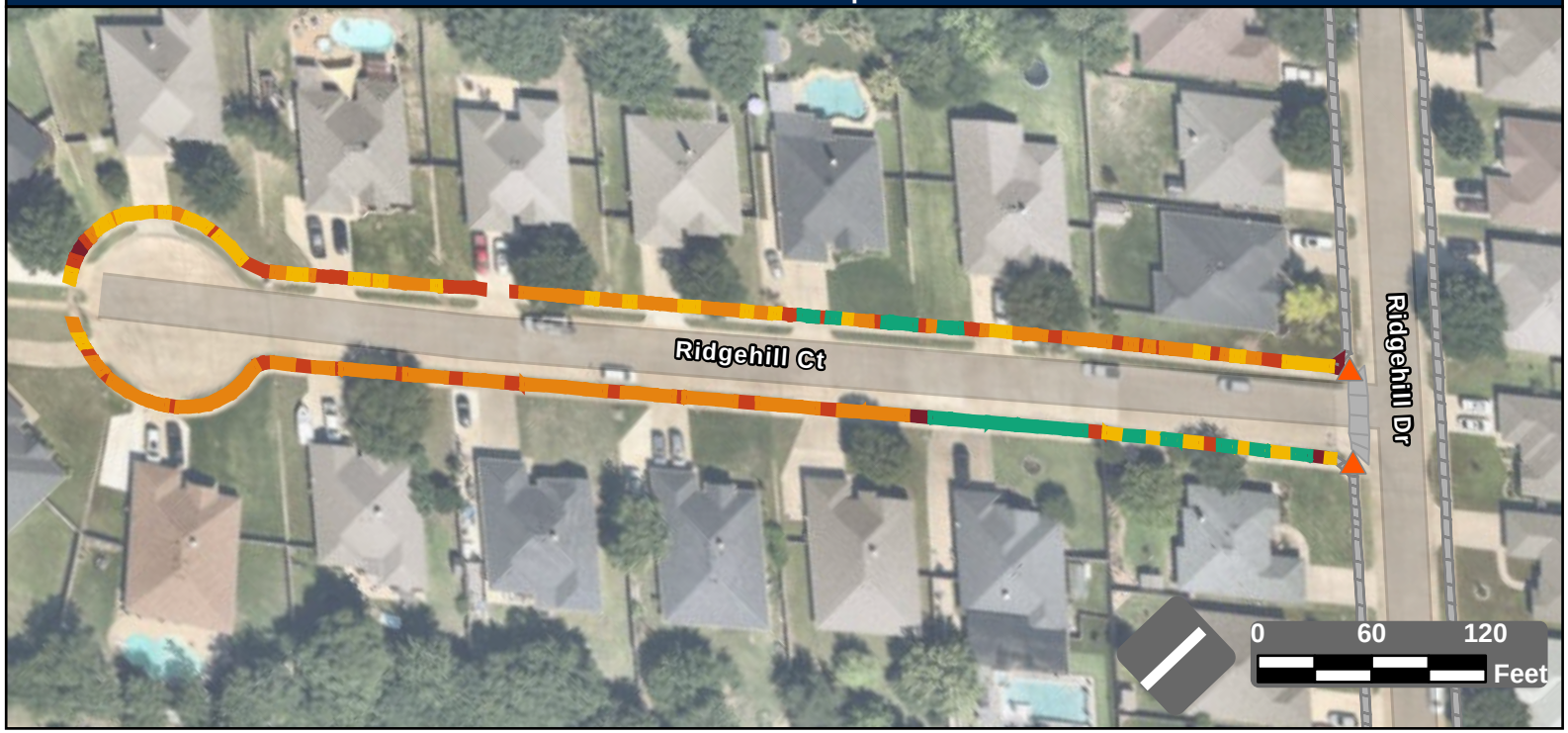

Facility Condition Summary

Sidewalks

Barrier Priority	Length (yd)		Cost
1	34	$	2,476
2	271	$	19,199
3	597	$	43,116
4	220	$	14,359
5	158	$	3,544
Total	1,280	$	82,694

Curb Ramps

Barrier Priority	Quantity		Cost
1	0	$	0
2	2	$	11,900
3	0	$	0
4	0	$	0
5	0	$	0
Total	2	$	11,900

Crosswalks

Barrier Priority	Length (yd)		Cost
1	0	$	0
2	0	$	0
3	0	$	0
4	0	$	0
5	0	$	0
Total	0	$	0

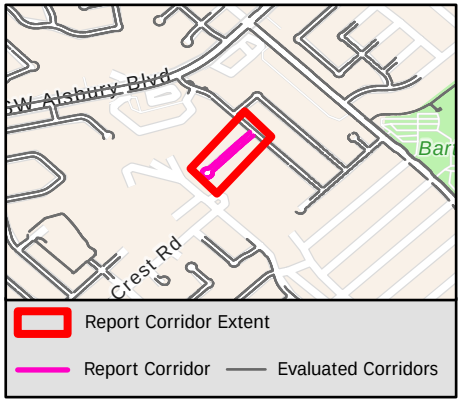

Sidewalk Barrier Summary

Pole	Quantity:	0
Fire Hydrant	Quantity:	0
Vault	Quantity:	0
Vegetation	Quantity:	0
Sign	Quantity:	0
Other	Quantity:	0

Missing Curb Ramps

Symbol	Quantity		Cost
	0	$	0

Curb Ramps Shown in Other Reports

Symbol	Quantity	Cost
	0	Other Report

Conceptual Budget Estimate Disclaimer

This "cost report" assigns a conceptual budget estimate to resolve non-compliance issues and was developed for planning purposes only. Kimley-Horn has no control over the cost of labor, materials, equipment, or over the Contractor's methods of determining prices or over competitive bidding or market conditions. Opinions of probable costs provided herein are based on the information known to Kimley-Horn at this time and represent only Kimley-Horn's judgment as a design professional familiar with the construction industry. Kimley-Horn cannot and does not guarantee that proposals, bids, or actual construction costs will not vary from its opinions of probable costs.

Sidewalk Barrier Conceptual Budget Summary

Sidewalk barriers are displayed for visual purposes only. Their associated costs are stored in the s yer, which is costed panel-by-panel in the Facility Priority Summary.

PROW Sidewalk Corridor Compliance Summary

Item B.

Corridor

RIDGEHILL DR

Corridor Score & Severity

Score: 5

LOW

Corridor Cost Summary

Facility Type		Cost
Sidewalk	$	143,964
Crosswalks	$	2,543
Curb Ramps	$	45,150
Missing Ramps	$	21,000

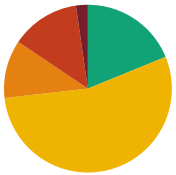

Sidewalk Barrier Priority Distribution

Priority	Percentage (%)
1	2%
2	13%
3	11%
4	54%
5	19%

Corridor Map



Facility Condition Summary

Sidewalks

Barrier Priority	Length (yd)		Cost
1	74	$	4,490
2	430	$	27,109
3	362	$	26,245
4	1,759	$	67,636
5	609	$	18,484
Total	3,233	$	143,964

Curb Ramps

Barrier Priority	Quantity		Cost
1	0	$	0
2	4	$	31,300
3	3	$	13,850
4	0	$	0
5	0	$	0
Total	7	$	45,150

Crosswalks

Barrier Priority	Length (yd)		Cost
1	0	$	0
2	0	$	0
3	0	$	0
4	26	$	2,543
5	132	$	
Total	158	$	2,543

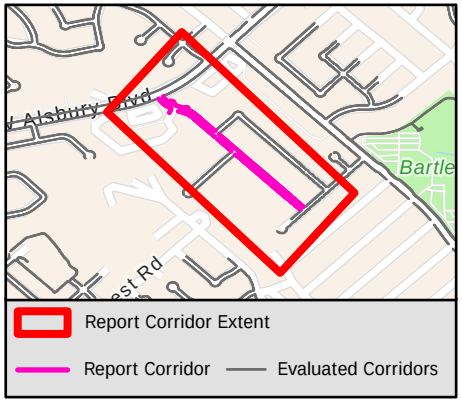

Sidewalk Barrier Summary

Pole	Quantity:	0
Fire Hydrant	Quantity:	0
Vault	Quantity:	0
Vegetation	Quantity:	0
Sign	Quantity:	0
Other	Quantity:	0

Missing Curb Ramps

Symbol	Quantity		Cost
	3	$	21,000

Curb Ramps Shown in Other Reports

Symbol	Quantity	Cost
	15	Other Report

Conceptual Budget Estimate Disclaimer

This "cost report" assigns a conceptual budget estimate to resolve non-compliance issues and was developed for planning purposes only. Kimley-Horn has no control over the cost of labor, materials, equipment, or over the Contractor's methods of determining prices or over competitive bidding or market conditions. Opinions of probable costs provided herein are based on the information known to Kimley-Horn at this time and represent only Kimley-Horn's judgment as a design professional familiar with the construction industry. Kimley-Horn cannot and does not guarantee that proposals, bids, or actual construction costs will not vary from its opinions of probable costs.

Sidewalk Barrier Conceptual Budget Summary

Sidewalk barriers are displayed for visual purposes only. Their associated costs are stored in the s yer, which is costed panel-by-panel in the Facility Priority Summary.

2060

PROW Sidewalk Corridor Compliance Summary

Corridor

RIVER PATH CT

Corridor Score & Severity

Score: 4

MEDIUM

Corridor Cost Summary

Facility Type		Cost
Sidewalk	$	676
Crosswalks	$	0
Curb Ramps	$	0
Missing Ramps	$	0



Sidewalk Barrier Priority Distribution

Priority	Percentage (%)
1	0%
2	0%
3	0%
4	100%
5	0%

Corridor Map



Facility Condition Summary

Sidewalks

Barrier Priority	Length (yd)		Cost
1	0	$	0
2	0	$	0
3	0	$	0
4	16	$	676
5	0	$	0
Total	16	$	676

Curb Ramps

Barrier Priority	Quantity		Cost
1	0	$	0
2	0	$	0
3	0	$	0
4	0	$	0
5	0	$	0
Total	0	$	0

Crosswalks

Barrier Priority	Length (yd)		Cost
1	0	$	0
2	0	$	0
3	0	$	0
4	0	$	0
5	0	$	0
Total	0	$	0

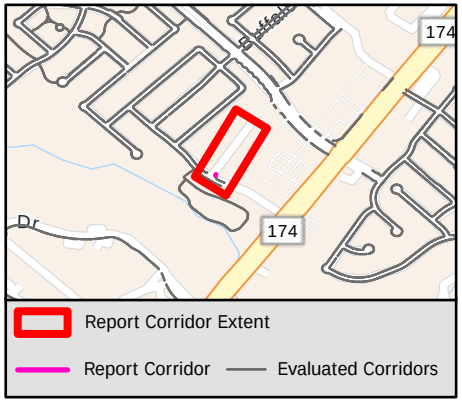

Sidewalk Barrier Summary

Pole	Quantity:	0
Fire Hydrant	Quantity:	0
Vault	Quantity:	0
Vegetation	Quantity:	0
Sign	Quantity:	0
Other	Quantity:	0

Missing Curb Ramps

Symbol	Quantity		Cost
	0	$	0

Curb Ramps Shown in Other Reports

Symbol	Quantity	Cost
	2	Other Report

Conceptual Budget Estimate Disclaimer

This "cost report" assigns a conceptual budget estimate to resolve non-compliance issues and was developed for planning purposes only. Kimley-Horn has no control over the cost of labor, materials, equipment, or over the Contractor's methods of determining prices or over competitive bidding or market conditions. Opinions of probable costs provided herein are based on the information known to Kimley-Horn at this time and represent only Kimley-Horn's judgment as a design professional familiar with the construction industry. Kimley-Horn cannot and does not guarantee that proposals, bids, or actual construction costs will not vary from its opinions of probable costs.

Sidewalk Barrier Conceptual Budget Summary

Sidewalk barriers are displayed for visual purposes only. Their associated costs are stored in the s 2061 yer, which is costed panel-by-panel in the Facility Priority Summary.

PROW Sidewalk Corridor Compliance Summary

Corridor

ROBERT JOSEPH ST

Corridor Score & Severity

Score: 4

MEDIUM

Corridor Cost Summary

Facility Type		Cost
Sidewalk	$	33,720
Crosswalks	$	
Curb Ramps	$	0
Missing Ramps	$	7,000

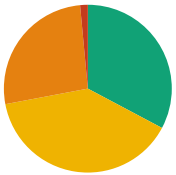

Sidewalk Barrier Priority Distribution

Priority	Percentage (%)
1	0%
2	1%
3	26%
4	39%
5	33%

Corridor Map

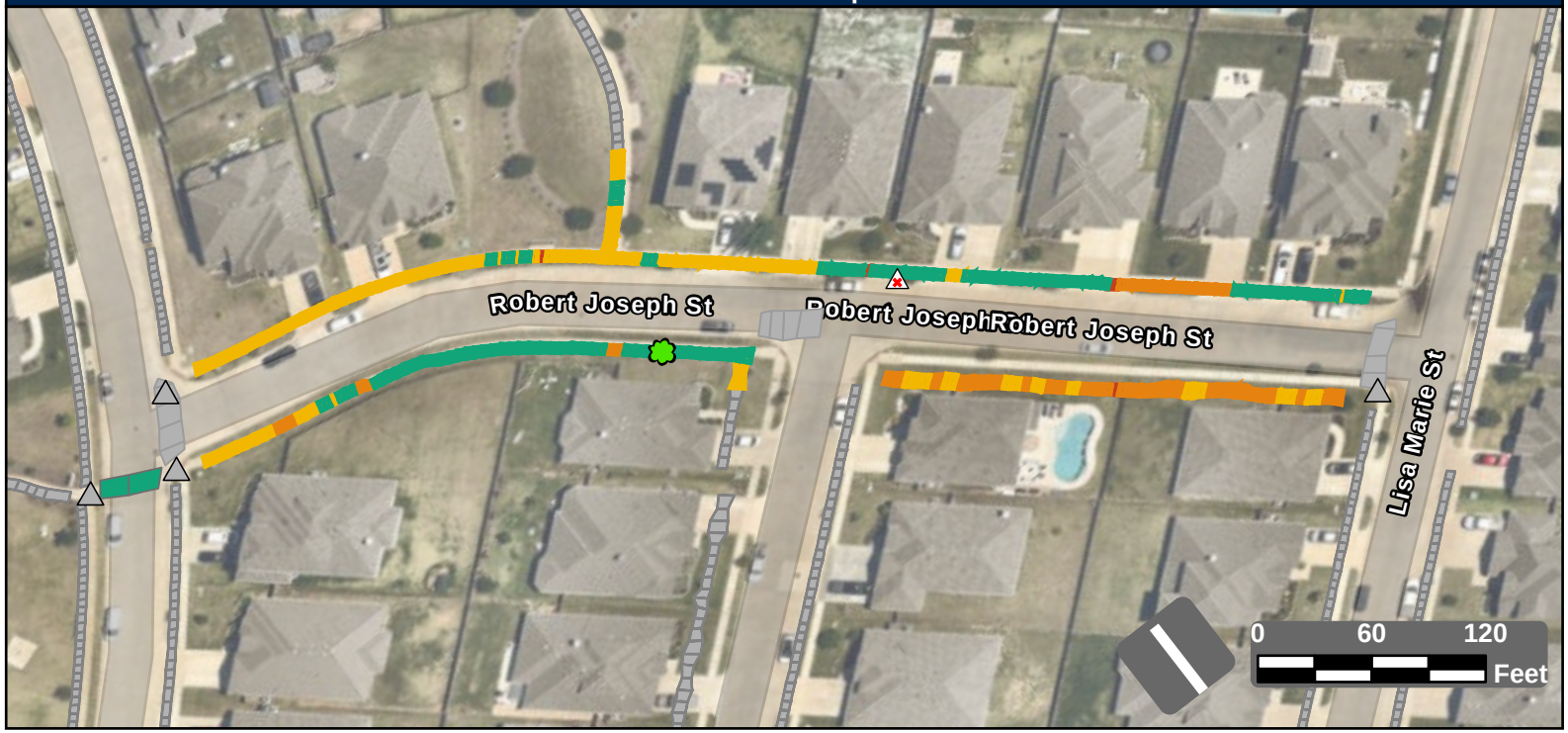

Facility Condition Summary

Sidewalks

Barrier Priority	Length (yd)		Cost
1	0	$	0
2	18	$	807
3	311	$	22,432
4	460	$	7,351
5	385	$	3,130
Total	1,173	$	33,720

Curb Ramps

Barrier Priority	Quantity		Cost
1	0	$	0
2	0	$	0
3	0	$	0
4	0	$	0
5	0	$	0
Total	0	$	0

Crosswalks

Barrier Priority	Length (yd)		Cost
1	0	$	0
2	0	$	0
3	0	$	0
4	0	$	0
5	33	$	
Total	33	$	

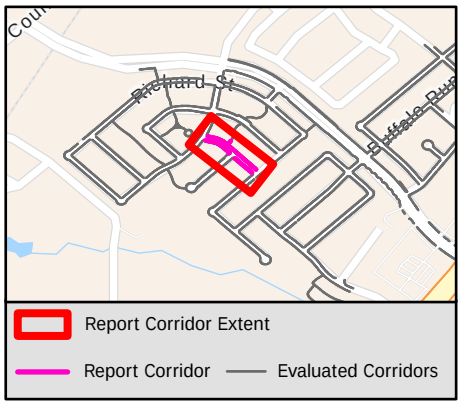

Sidewalk Barrier Summary

Pole	Quantity:	0
Fire Hydrant	Quantity:	0
Vault	Quantity:	0
Vegetation	Quantity:	1
Sign	Quantity:	0
Other	Quantity:	0

Missing Curb Ramps

Symbol	Quantity		Cost
	1	$	7,000

Curb Ramps Shown in Other Reports

Symbol	Quantity	Cost
	4	Other Report

Conceptual Budget Estimate Disclaimer

This "cost report" assigns a conceptual budget estimate to resolve non-compliance issues and was developed for planning purposes only. Kimley-Horn has no control over the cost of labor, materials, equipment, or over the Contractor's methods of determining prices or over competitive bidding or market conditions. Opinions of probable costs provided herein are based on the information known to Kimley-Horn at this time and represent only Kimley-Horn's judgment as a design professional familiar with the construction industry. Kimley-Horn cannot and does not guarantee that proposals, bids, or actual construction costs will not vary from its opinions of probable costs.

Sidewalk Barrier Conceptual Budget Summary

Sidewalk barriers are displayed for visual purposes only. Their associated costs are stored in the s yer, which is costed panel-by-panel in the Facility Priority Summary.

2062

PROW Sidewalk Corridor Compliance Summary

Corridor

ROBLES WAY

Corridor Score & Severity

Score: 5

LOW

Corridor Cost Summary

Facility Type		Cost
Sidewalk	$	87,221
Crosswalks	$	3,821
Curb Ramps	$	10,950
Missing Ramps	$	14,000

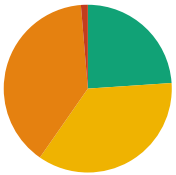

Sidewalk Barrier Priority Distribution

Priority	Percentage (%)
1	0%
2	1%
3	39%
4	36%
5	24%

Corridor Map



Facility Condition Summary

Sidewalks

Barrier Priority	Length (yd)		Cost
1	0	$	0
2	28	$	1,704
3	835	$	60,309
4	764	$	14,550
5	512	$	10,657
Total	2,140	$	87,221

Curb Ramps

Barrier Priority	Quantity		Cost
1	0	$	0
2	0	$	0
3	2	$	10,950
4	0	$	0
5	0	$	0
Total	2	$	10,950

Crosswalks

Barrier Priority	Length (yd)		Cost
1	0	$	0
2	0	$	0
3	0	$	0
4	38	$	3,821
5	64	$	
Total	102	$	3,821

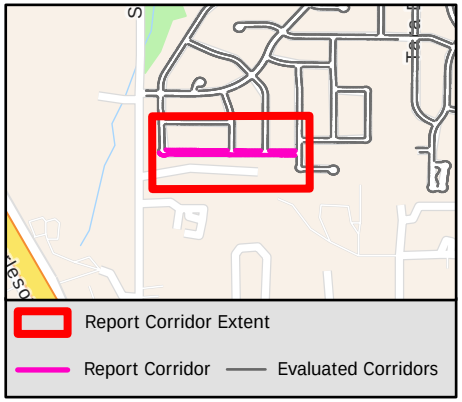

Sidewalk Barrier Summary

Pole	Quantity:	0
Fire Hydrant	Quantity:	0
Vault	Quantity:	0
Vegetation	Quantity:	0
Sign	Quantity:	0
Other	Quantity:	0

Missing Curb Ramps

Symbol	Quantity		Cost
	2	$	14,000

Curb Ramps Shown in Other Reports

Symbol	Quantity	Cost
	10	Other Report

Conceptual Budget Estimate Disclaimer

This "cost report" assigns a conceptual budget estimate to resolve non-compliance issues and was developed for planning purposes only. Kimley-Horn has no control over the cost of labor, materials, equipment, or over the Contractor's methods of determining prices or over competitive bidding or market conditions. Opinions of probable costs provided herein are based on the information known to Kimley-Horn at this time and represent only Kimley-Horn's judgment as a design professional familiar with the construction industry. Kimley-Horn cannot and does not guarantee that proposals, bids, or actual construction costs will not vary from its opinions of probable costs.

Sidewalk Barrier Conceptual Budget Summary

Sidewalk barriers are displayed for visual purposes only. Their associated costs are stored in the s yer, which is costed panel-by-panel in the Facility Priority Summary.

PROW Sidewalk Corridor Compliance Summary

Corridor

ROCK SPRINGS DR

Corridor Score & Severity

Score: 3

MEDIUM

Corridor Cost Summary

Facility Type		Cost
Sidewalk	$	129,257
Crosswalks	$	1,228
Curb Ramps	$	14,900
Missing Ramps	$	7,000

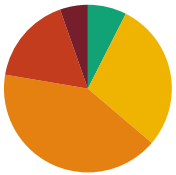

Sidewalk Barrier Priority Distribution

Priority	Percentage (%)
1	5%
2	17%
3	41%
4	29%
5	7%

Corridor Map



Facility Condition Summary

Sidewalks

Barrier Priority	Length (yd)		Cost
1	119	$	8,314
2	378	$	25,950
3	923	$	66,635
4	640	$	20,809
5	166	$	7,549
Total	2,226	$	129,257

Curb Ramps

Barrier Priority	Quantity		Cost
1	1	$	7,450
2	1	$	7,450
3	0	$	0
4	0	$	0
5	0	$	0
Total	2	$	14,900

Crosswalks

Barrier Priority	Length (yd)		Cost
1	0	$	0
2	0	$	0
3	0	$	0
4	12	$	1,228
5	35	$	
Total	47	$	1,228

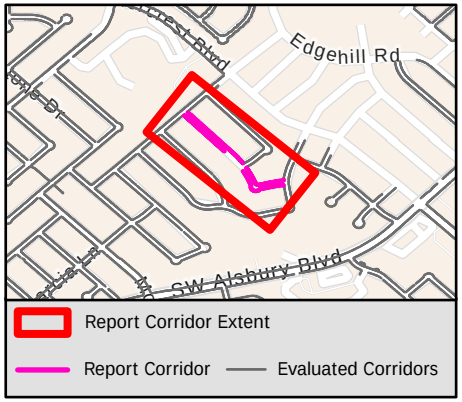

Sidewalk Barrier Summary

Pole	Quantity:	0
Fire Hydrant	Quantity:	0
Vault	Quantity:	0
Vegetation	Quantity:	89
Sign	Quantity:	0
Other	Quantity:	0

Missing Curb Ramps

Symbol	Quantity		Cost
	1	$	7,000

Curb Ramps Shown in Other Reports

Symbol	Quantity	Cost
	12	Other Report

Conceptual Budget Estimate Disclaimer

This "cost report" assigns a conceptual budget estimate to resolve non-compliance issues and was developed for planning purposes only. Kimley-Horn has no control over the cost of labor, materials, equipment, or over the Contractor's methods of determining prices or over competitive bidding or market conditions. Opinions of probable costs provided herein are based on the information known to Kimley-Horn at this time and represent only Kimley-Horn's judgment as a design professional familiar with the construction industry. Kimley-Horn cannot and does not guarantee that proposals, bids, or actual construction costs will not vary from its opinions of probable costs.

Sidewalk Barrier Conceptual Budget Summary

Sidewalk barriers are displayed for visual purposes only. Their associated costs are stored in the s yer, which is costed panel-by-panel in the Facility Priority Summary.

2064

PROW Sidewalk Corridor Compliance Summary

Corridor

ROLLING MEADOWS DR

Corridor Score & Severity

Score: 4
MEDIUM

Corridor Cost Summary

Facility Type		Cost
Sidewalk	$	123,179
Crosswalks	$	1,732
Curb Ramps	$	25,300
Missing Ramps	$	7,000

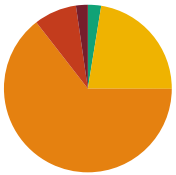

Sidewalk Barrier Priority Distribution

Priority	Percentage (%)
1	2%
2	8%
3	64%
4	22%
5	3%

Corridor Map



Facility Condition Summary

Sidewalks

Barrier Priority	Length (yd)		Cost
1	48	$	2,919
2	170	$	11,239
3	1,333	$	96,278
4	465	$	8,931
5	53	$	3,812
Total	2,069	$	123,179

Curb Ramps

Barrier Priority	Quantity		Cost
1	2	$	13,400
2	0	$	0
3	2	$	11,900
4	0	$	0
5	0	$	0
Total	4	$	25,300

Crosswalks

Barrier Priority	Length (yd)		Cost
1	0	$	0
2	0	$	0
3	0	$	0
4	25	$	1,732
5	24	$	
Total	49	$	1,732

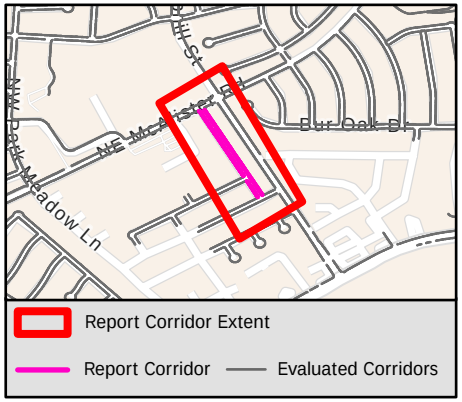

Sidewalk Barrier Summary

Pole	Quantity:	0
Fire Hydrant	Quantity:	0
Vault	Quantity:	0
Vegetation	Quantity:	0
Sign	Quantity:	0
Other	Quantity:	0

Missing Curb Ramps

Symbol	Quantity		Cost
	1	$	7,000

Curb Ramps Shown in Other Reports

Symbol	Quantity	Cost
	13	Other Report

Conceptual Budget Estimate Disclaimer

This "cost report" assigns a conceptual budget estimate to resolve non-compliance issues and was developed for planning purposes only. Kimley-Horn has no control over the cost of labor, materials, equipment, or over the Contractor's methods of determining prices or over competitive bidding or market conditions. Opinions of probable costs provided herein are based on the information known to Kimley-Horn at this time and represent only Kimley-Horn's judgment as a design professional familiar with the construction industry. Kimley-Horn cannot and does not guarantee that proposals, bids, or actual construction costs will not vary from its opinions of probable costs.

Sidewalk Barrier Conceptual Budget Summary

Sidewalk barriers are displayed for visual purposes only. Their associated costs are stored in the s yer, which is costed panel-by-panel in the Facility Priority Summary.

2065

PROW Sidewalk Corridor Compliance Summary

Corridor

ROSE RAEL CT

Corridor Score & Severity

Score: 3

MEDIUM

Corridor Cost Summary

Facility Type		Cost
Sidewalk	$	20,967
Crosswalks	$	0
Curb Ramps	$	0
Missing Ramps	$	0

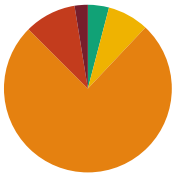

Sidewalk Barrier Priority Distribution

Priority	Percentage (%)
1	3%
2	10%
3	76%
4	8%
5	4%

Corridor Map



Facility Condition Summary

Sidewalks

Barrier Priority	Length (yd)		Cost
1	8	$	378
2	30	$	1,975
3	225	$	16,276
4	24	$	1,714
5	12	$	624
Total	298	$	20,967

Curb Ramps

Barrier Priority	Quantity		Cost
1	0	$	0
2	0	$	0
3	0	$	0
4	0	$	0
5	0	$	0
Total	0	$	0

Crosswalks

Barrier Priority	Length (yd)		Cost
1	0	$	0
2	0	$	0
3	0	$	0
4	0	$	0
5	0	$	0
Total	0	$	0

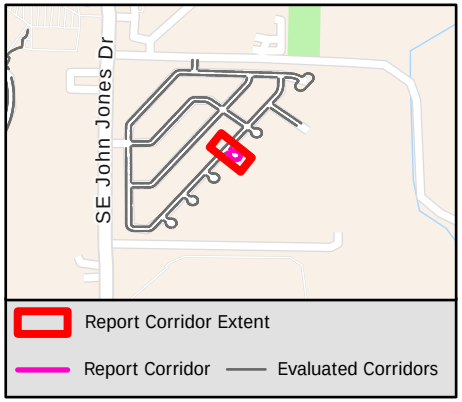

Sidewalk Barrier Summary

Pole	Quantity:	0
Fire Hydrant	Quantity:	0
Vault	Quantity:	0
Vegetation	Quantity:	0
Sign	Quantity:	0
Other	Quantity:	0

Missing Curb Ramps

Symbol	Quantity		Cost
	0	$	0

Curb Ramps Shown in Other Reports

Symbol	Quantity	Cost
	2	Other Report

Conceptual Budget Estimate Disclaimer

This "cost report" assigns a conceptual budget estimate to resolve non-compliance issues and was developed for planning purposes only. Kimley-Horn has no control over the cost of labor, materials, equipment, or over the Contractor's methods of determining prices or over competitive bidding or market conditions. Opinions of probable costs provided herein are based on the information known to Kimley-Horn at this time and represent only Kimley-Horn's judgment as a design professional familiar with the construction industry. Kimley-Horn cannot and does not guarantee that proposals, bids, or actual construction costs will not vary from its opinions of probable costs.

Sidewalk Barrier Conceptual Budget Summary

Sidewalk barriers are displayed for visual purposes only. Their associated costs are stored in the s 2066 yer, which is costed panel-by-panel in the Facility Priority Summary.

PROW Sidewalk Corridor Compliance Summary

Corridor

ROSEMARY CT

Corridor Score & Severity

Score: 3
MEDIUM

Corridor Cost Summary

Facility Type		Cost
Sidewalk	$	62,506
Crosswalks	$	0
Curb Ramps	$	0
Missing Ramps	$	0

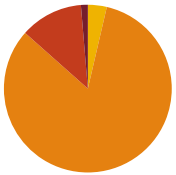

Sidewalk Barrier Priority Distribution

Priority	Percentage (%)
1	1%
2	12%
3	83%
4	4%
5	0%

Corridor Map

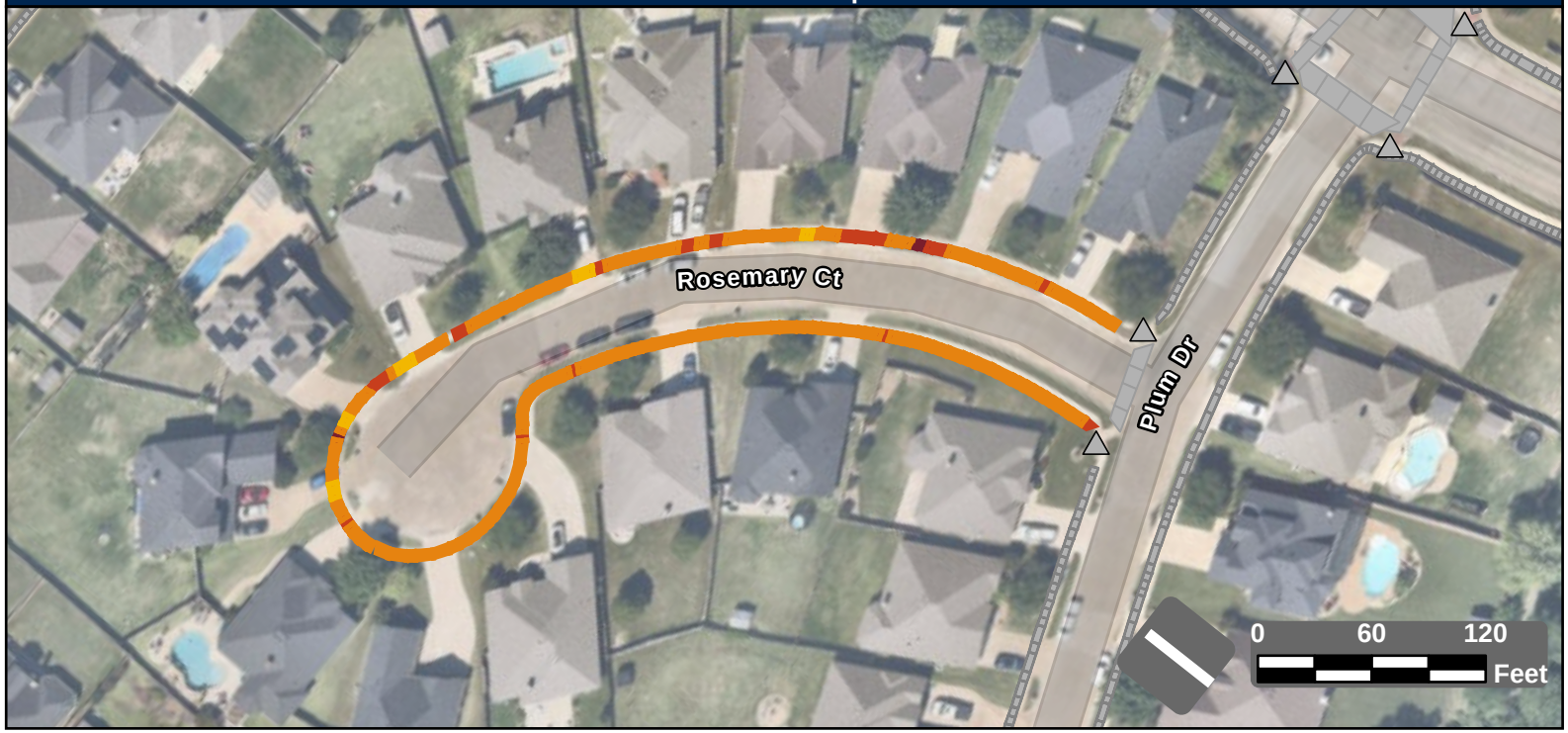

Facility Condition Summary

Sidewalks

Barrier Priority	Length (yd)		Cost
1	12	$	872
2	109	$	7,581
3	748	$	54,052
4	33	$	0
5	0	$	0
Total	902	$	62,506

Curb Ramps

Barrier Priority	Quantity		Cost
1	0	$	0
2	0	$	0
3	0	$	0
4	0	$	0
5	0	$	0
Total	0	$	0

Crosswalks

Barrier Priority	Length (yd)		Cost
1	0	$	0
2	0	$	0
3	0	$	0
4	0	$	0
5	0	$	0
Total	0	$	0

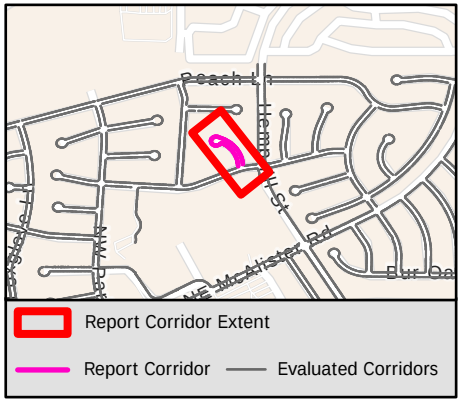

Sidewalk Barrier Summary

Pole	Quantity:	0
Fire Hydrant	Quantity:	0
Vault	Quantity:	0
Vegetation	Quantity:	0
Sign	Quantity:	0
Other	Quantity:	0

Missing Curb Ramps

Symbol	Quantity		Cost
	0	$	0

Curb Ramps Shown in Other Reports

Symbol	Quantity	Cost
	5	Other Report

Conceptual Budget Estimate Disclaimer

This "cost report" assigns a conceptual budget estimate to resolve non-compliance issues and was developed for planning purposes only. Kimley-Horn has no control over the cost of labor, materials, equipment, or over the Contractor's methods of determining prices or over competitive bidding or market conditions. Opinions of probable costs provided herein are based on the information known to Kimley-Horn at this time and represent only Kimley-Horn's judgment as a design professional familiar with the construction industry. Kimley-Horn cannot and does not guarantee that proposals, bids, or actual construction costs will not vary from its opinions of probable costs.

Sidewalk Barrier Conceptual Budget Summary

Sidewalk barriers are displayed for visual purposes only. Their associated costs are stored in the s yer, which is costed panel-by-panel in the Facility Priority Summary.

PROW Sidewalk Corridor Compliance Summary

Corridor

ROYAL CT

Corridor Score & Severity

Score: 4

MEDIUM

Corridor Cost Summary

Facility Type		Cost
Sidewalk	$	60,885
Crosswalks	$	0
Curb Ramps	$	0
Missing Ramps	$	0

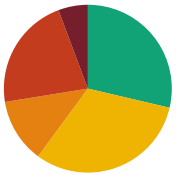

Sidewalk Barrier Priority Distribution

Priority	Percentage (%)
1	6%
2	22%
3	12%
4	31%
5	29%

Corridor Map



Facility Condition Summary

Sidewalks

Barrier Priority	Length (yd)		Cost
1	69	$	4,253
2	265	$	16,429
3	150	$	10,867
4	381	$	26,895
5	348	$	2,441
Total	1,215	$	60,885

Curb Ramps

Barrier Priority	Quantity		Cost
1	0	$	0
2	0	$	0
3	0	$	0
4	0	$	0
5	0	$	0
Total	0	$	0

Crosswalks

Barrier Priority	Length (yd)		Cost
1	0	$	0
2	0	$	0
3	0	$	0
4	0	$	0
5	0	$	0
Total	0	$	0

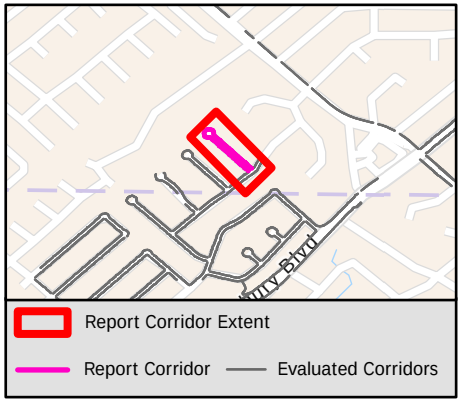

Sidewalk Barrier Summary

Pole	Quantity:	0
Fire Hydrant	Quantity:	0
Vault	Quantity:	0
Vegetation	Quantity:	0
Sign	Quantity:	0
Other	Quantity:	8

Missing Curb Ramps

Symbol	Quantity		Cost
	0	$	0

Curb Ramps Shown in Other Reports

Symbol	Quantity	Cost
	2	Other Report

Conceptual Budget Estimate Disclaimer

This "cost report" assigns a conceptual budget estimate to resolve non-compliance issues and was developed for planning purposes only. Kimley-Horn has no control over the cost of labor, materials, equipment, or over the Contractor's methods of determining prices or over competitive bidding or market conditions. Opinions of probable costs provided herein are based on the information known to Kimley-Horn at this time and represent only Kimley-Horn's judgment as a design professional familiar with the construction industry. Kimley-Horn cannot and does not guarantee that proposals, bids, or actual construction costs will not vary from its opinions of probable costs.

Sidewalk Barrier Conceptual Budget Summary

Sidewalk barriers are displayed for visual purposes only. Their associated costs are stored in the s ver, which is costed panel-by-panel in the Facility Priority Summary.

PROW Sidewalk Corridor Compliance Summary

Corridor

ROYAL OAK CT

Corridor Score & Severity

Score: 3

MEDIUM

Corridor Cost Summary

Facility Type		Cost
Sidewalk	$	20,124
Crosswalks	$	0
Curb Ramps	$	0
Missing Ramps	$	0

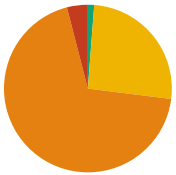

Sidewalk Barrier Priority Distribution

Priority	Percentage (%)
1	0%
2	4%
3	69%
4	26%
5	1%

Corridor Map

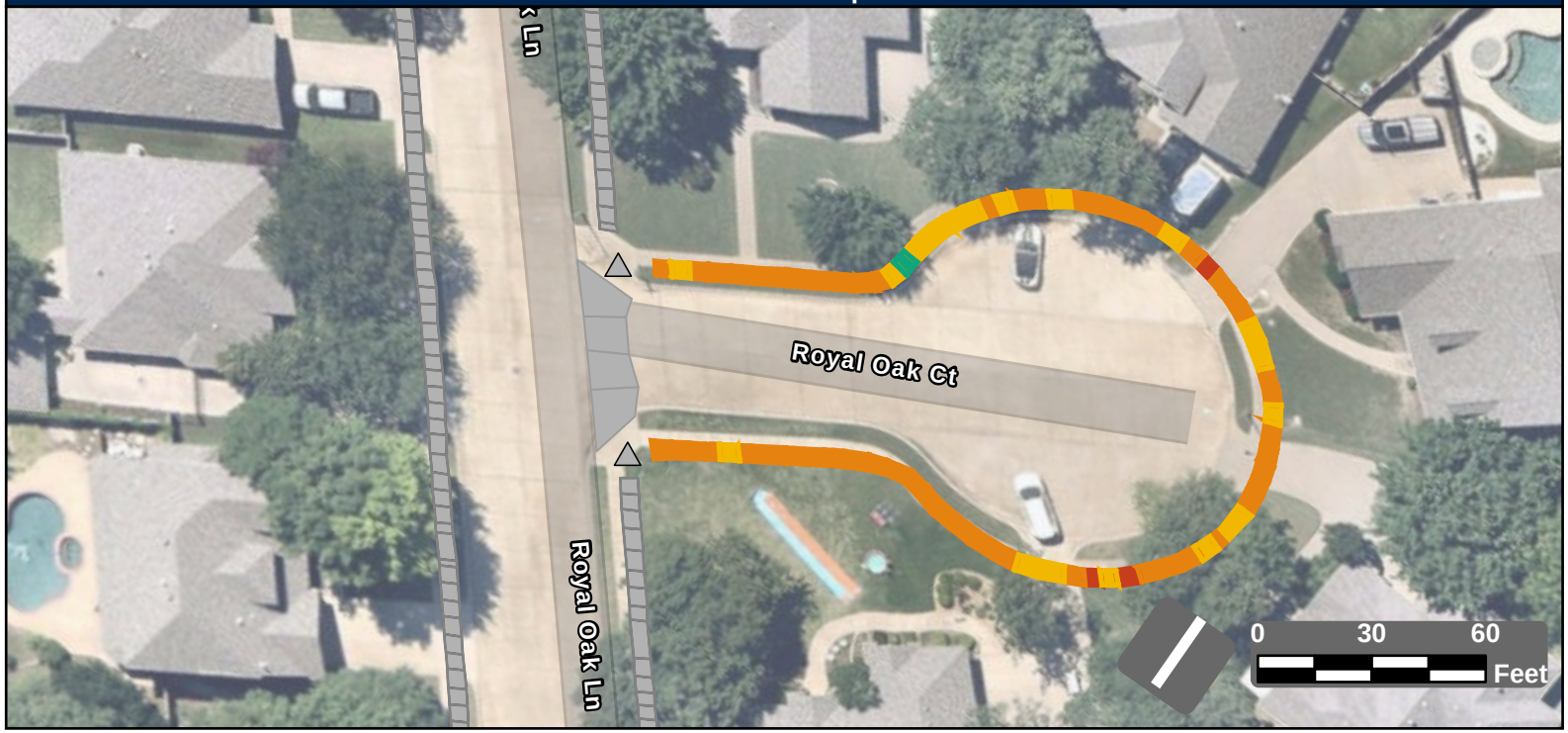

Facility Condition Summary

Sidewalks

Barrier Priority	Length (yd)		Cost
1	0	$	0
2	14	$	990
3	236	$	17,059
4	88	$	1,777
5	4	$	298
Total	342	$	20,124

Curb Ramps

Barrier Priority	Quantity		Cost
1	0	$	0
2	0	$	0
3	0	$	0
4	0	$	0
5	0	$	0
Total	0	$	0

Crosswalks

Barrier Priority	Length (yd)		Cost
1	0	$	0
2	0	$	0
3	0	$	0
4	0	$	0
5	0	$	0
Total	0	$	0

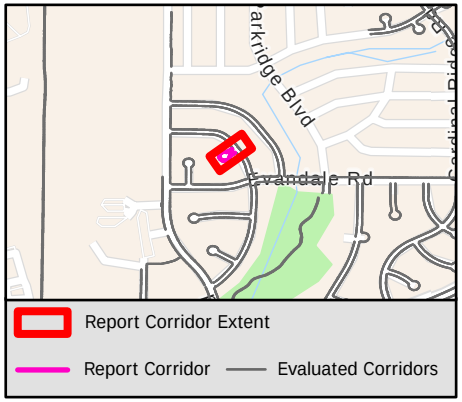

Sidewalk Barrier Summary

Pole	Quantity:	0
Fire Hydrant	Quantity:	0
Vault	Quantity:	0
Vegetation	Quantity:	0
Sign	Quantity:	0
Other	Quantity:	0

Missing Curb Ramps

Symbol	Quantity		Cost
	0	$	0

Curb Ramps Shown in Other Reports

Symbol	Quantity	Cost
	2	Other Report

Conceptual Budget Estimate Disclaimer

This "cost report" assigns a conceptual budget estimate to resolve non-compliance issues and was developed for planning purposes only. Kimley-Horn has no control over the cost of labor, materials, equipment, or over the Contractor's methods of determining prices or over competitive bidding or market conditions. Opinions of probable costs provided herein are based on the information known to Kimley-Horn at this time and represent only Kimley-Horn's judgment as a design professional familiar with the construction industry. Kimley-Horn cannot and does not guarantee that proposals, bids, or actual construction costs will not vary from its opinions of probable costs.

Sidewalk Barrier Conceptual Budget Summary

Sidewalk barriers are displayed for visual purposes only. Their associated costs are stored in the s yer, which is costed panel-by-panel in the Facility Priority Summary.

PROW Sidewalk Corridor Compliance Summary

Corridor

ROYAL OAK LN

Corridor Score & Severity

Score: 5

LOW

Corridor Cost Summary

Facility Type		Cost
Sidewalk	$	262,305
Crosswalks	$	10,891
Curb Ramps	$	50,650
Missing Ramps	$	21,000

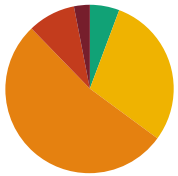

Sidewalk Barrier Priority Distribution

Priority	Percentage (%)
1	3%
2	9%
3	53%
4	29%
5	6%

Corridor Map

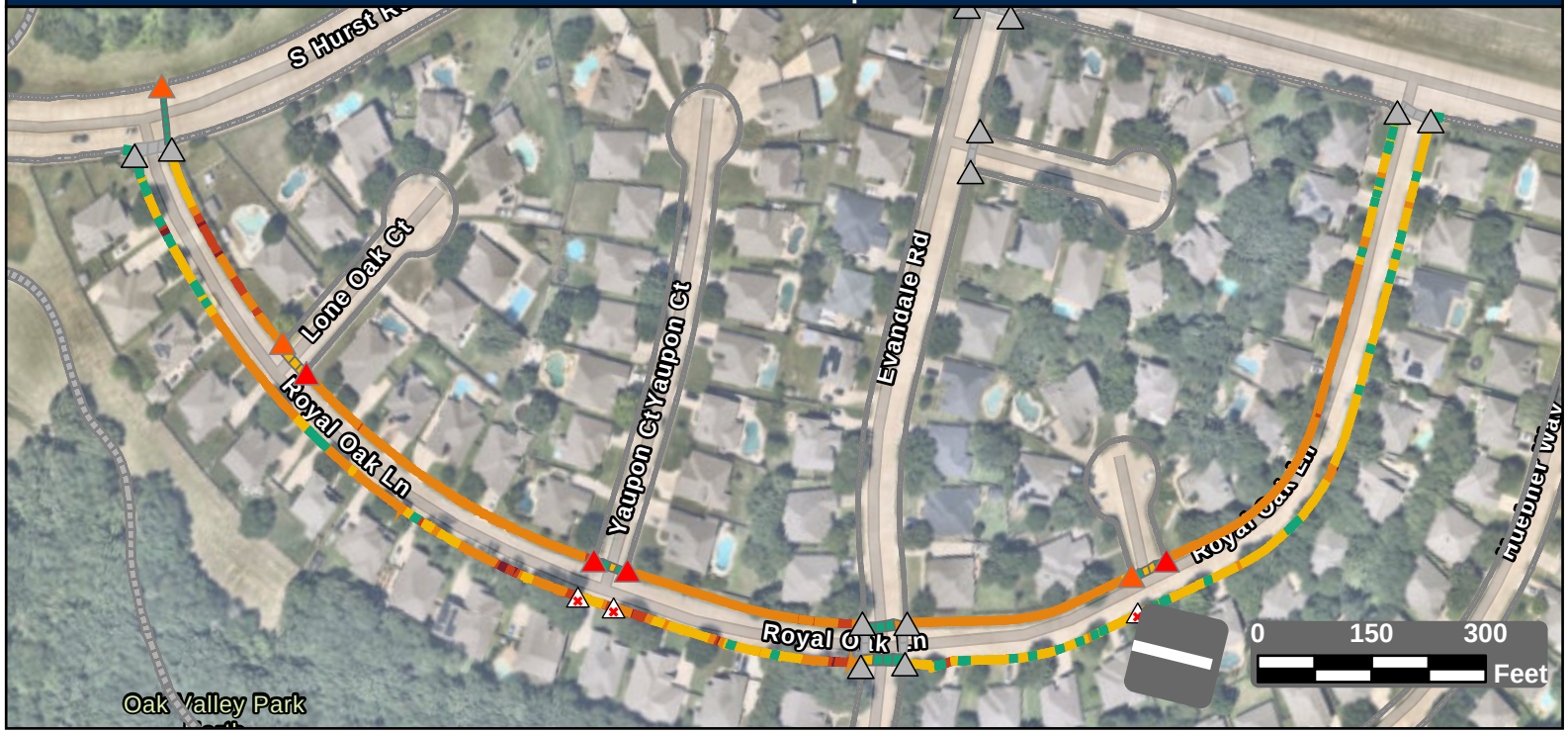

Facility Condition Summary

Sidewalks

Barrier Priority	Length (yd)		Cost
1	126	$	8,728
2	378	$	26,034
3	2,162	$	156,169
4	1,208	$	58,716
5	234	$	12,658
Total	4,108	$	262,305

Curb Ramps

Barrier Priority	Quantity		Cost
1	4	$	28,300
2	3	$	22,350
3	0	$	0
4	0	$	0
5	0	$	0
Total	7	$	50,650

Crosswalks

Barrier Priority	Length (yd)		Cost
1	0	$	0
2	0	$	0
3	16	$	0
4	92	$	10,891
5	242	$	0
Total	349	$	10,891

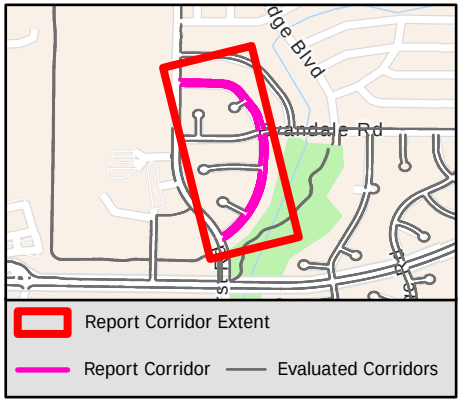

Sidewalk Barrier Summary

Pole	Quantity:	0
Fire Hydrant	Quantity:	0
Vault	Quantity:	0
Vegetation	Quantity:	0
Sign	Quantity:	0
Other	Quantity:	0

Missing Curb Ramps

Symbol	Quantity		Cost
	3	$	21,000

Curb Ramps Shown in Other Reports

Symbol	Quantity	Cost
	12	Other Report

Conceptual Budget Estimate Disclaimer

This "cost report" assigns a conceptual budget estimate to resolve non-compliance issues and was developed for planning purposes only. Kimley-Horn has no control over the cost of labor, materials, equipment, or over the Contractor's methods of determining prices or over competitive bidding or market conditions. Opinions of probable costs provided herein are based on the information known to Kimley-Horn at this time and represent only Kimley-Horn's judgment as a design professional familiar with the construction industry. Kimley-Horn cannot and does not guarantee that proposals, bids, or actual construction costs will not vary from its opinions of probable costs.

Sidewalk Barrier Conceptual Budget Summary

Sidewalk barriers are displayed for visual purposes only. Their associated costs are stored in the s yer, which is costed panel-by-panel in the Facility Priority Summary.

PROW Sidewalk Corridor Compliance Summary

Corridor

RUBY CT

Corridor Score & Severity

Score: 3
MEDIUM

Corridor Cost Summary

Facility Type		Cost
Sidewalk	$	67,630
Crosswalks	$	0
Curb Ramps	$	0
Missing Ramps	$	0

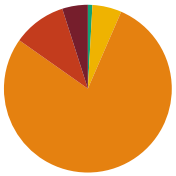

Sidewalk Barrier Priority Distribution

Priority	Percentage (%)
1	5%
2	10%
3	78%
4	6%
5	1%

Corridor Map

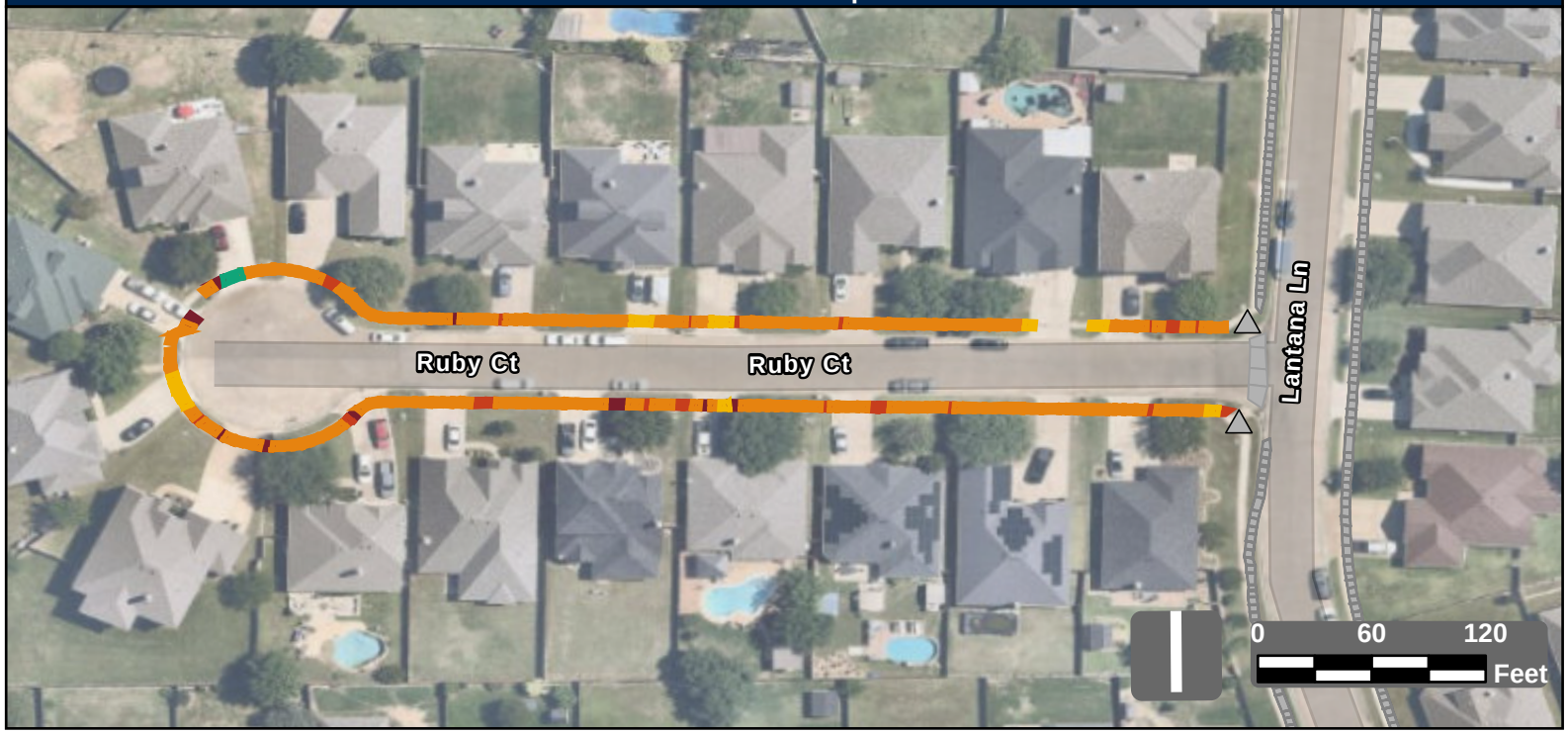

Facility Condition Summary

Sidewalks

Barrier Priority	Length (yd)		Cost
1	49	$	3,395
2	101	$	7,034
3	773	$	55,890
4	56	$	1,311
5	9	$	0
Total	988	$	67,630

Curb Ramps

Barrier Priority	Quantity		Cost
1	0	$	0
2	0	$	0
3	0	$	0
4	0	$	0
5	0	$	0
Total	0	$	0

Crosswalks

Barrier Priority	Length (yd)		Cost
1	0	$	0
2	0	$	0
3	0	$	0
4	0	$	0
5	0	$	0
Total	0	$	0

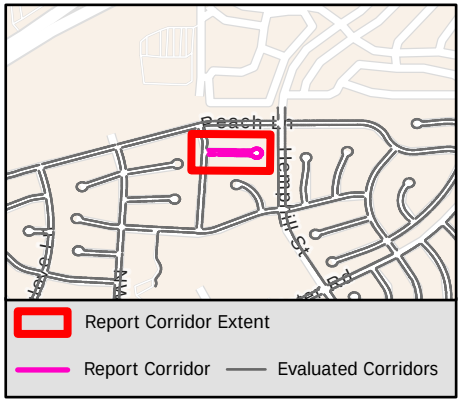

Sidewalk Barrier Summary

Pole	Quantity:	0
Fire Hydrant	Quantity:	0
Vault	Quantity:	0
Vegetation	Quantity:	0
Sign	Quantity:	0
Other	Quantity:	0

Missing Curb Ramps

Symbol	Quantity		Cost
	0	$	0

Curb Ramps Shown in Other Reports

Symbol	Quantity	Cost
	2	Other Report

Conceptual Budget Estimate Disclaimer

This "cost report" assigns a conceptual budget estimate to resolve non-compliance issues and was developed for planning purposes only. Kimley-Horn has no control over the cost of labor, materials, equipment, or over the Contractor's methods of determining prices or over competitive bidding or market conditions. Opinions of probable costs provided herein are based on the information known to Kimley-Horn at this time and represent only Kimley-Horn's judgment as a design professional familiar with the construction industry. Kimley-Horn cannot and does not guarantee that proposals, bids, or actual construction costs will not vary from its opinions of probable costs.

Sidewalk Barrier Conceptual Budget Summary

Sidewalk barriers are displayed for visual purposes only. Their associated costs are stored in the s ver, which is costed panel-by-panel in the Facility Priority Summary.

PROW Sidewalk Corridor Compliance Summary

Corridor

RUSHMORE DR

Corridor Score & Severity

Score: 4

MEDIUM

Corridor Cost Summary

Facility Type		Cost
Sidewalk	$	117,433
Crosswalks	$	4,903
Curb Ramps	$	32,750
Missing Ramps	$	7,000

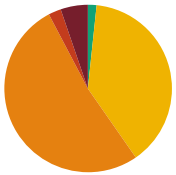

Sidewalk Barrier Priority Distribution

Priority	Percentage (%)
1	5%
2	2%
3	52%
4	39%
5	2%

Corridor Map



Facility Condition Summary

Sidewalks

Barrier Priority	Length (yd)		Cost
1	133	$	9,444
2	61	$	3,397
3	1,320	$	95,312
4	980	$	6,201
5	43	$	3,079
Total	2,537	$	117,433

Curb Ramps

Barrier Priority	Quantity		Cost
1	0	$	0
2	3	$	20,850
3	1	$	5,950
4	1	$	5,950
5	0	$	0
Total	5	$	32,750

Crosswalks

Barrier Priority	Length (yd)		Cost
1	0	$	0
2	0	$	0
3	12	$	1,145
4	29	$	3,758
5	51	$	
Total	92	$	4,903

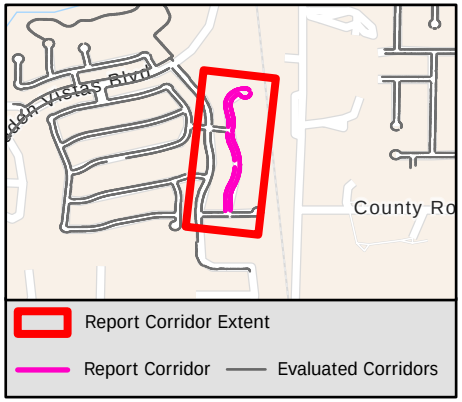

Sidewalk Barrier Summary

Pole	Quantity:	0
Fire Hydrant	Quantity:	0
Vault	Quantity:	0
Vegetation	Quantity:	0
Sign	Quantity:	0
Other	Quantity:	0

Missing Curb Ramps

Symbol	Quantity		Cost
	1	$	7,000

Curb Ramps Shown in Other Reports

Symbol	Quantity	Cost
	11	Other Report

Conceptual Budget Estimate Disclaimer

This "cost report" assigns a conceptual budget estimate to resolve non-compliance issues and was developed for planning purposes only. Kimley-Horn has no control over the cost of labor, materials, equipment, or over the Contractor's methods of determining prices or over competitive bidding or market conditions. Opinions of probable costs provided herein are based on the information known to Kimley-Horn at this time and represent only Kimley-Horn's judgment as a design professional familiar with the construction industry. Kimley-Horn cannot and does not guarantee that proposals, bids, or actual construction costs will not vary from its opinions of probable costs.

Sidewalk Barrier Conceptual Budget Summary

Sidewalk barriers are displayed for visual purposes only. Their associated costs are stored in the s yer, which is costed panel-by-panel in the Facility Priority Summary.

2072

PROW Sidewalk Corridor Compliance Summary

Corridor

RUSTIC OAK WAY

Corridor Score & Severity

Score: 3

MEDIUM

Corridor Cost Summary

Facility Type		Cost
Sidewalk	$	52,069
Crosswalks	$	6,802
Curb Ramps	$	7,950
Missing Ramps	$	0

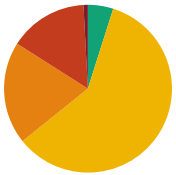

Sidewalk Barrier Priority Distribution

Priority	Percentage (%)
1	1%
2	15%
3	20%
4	59%
5	5%

Corridor Map

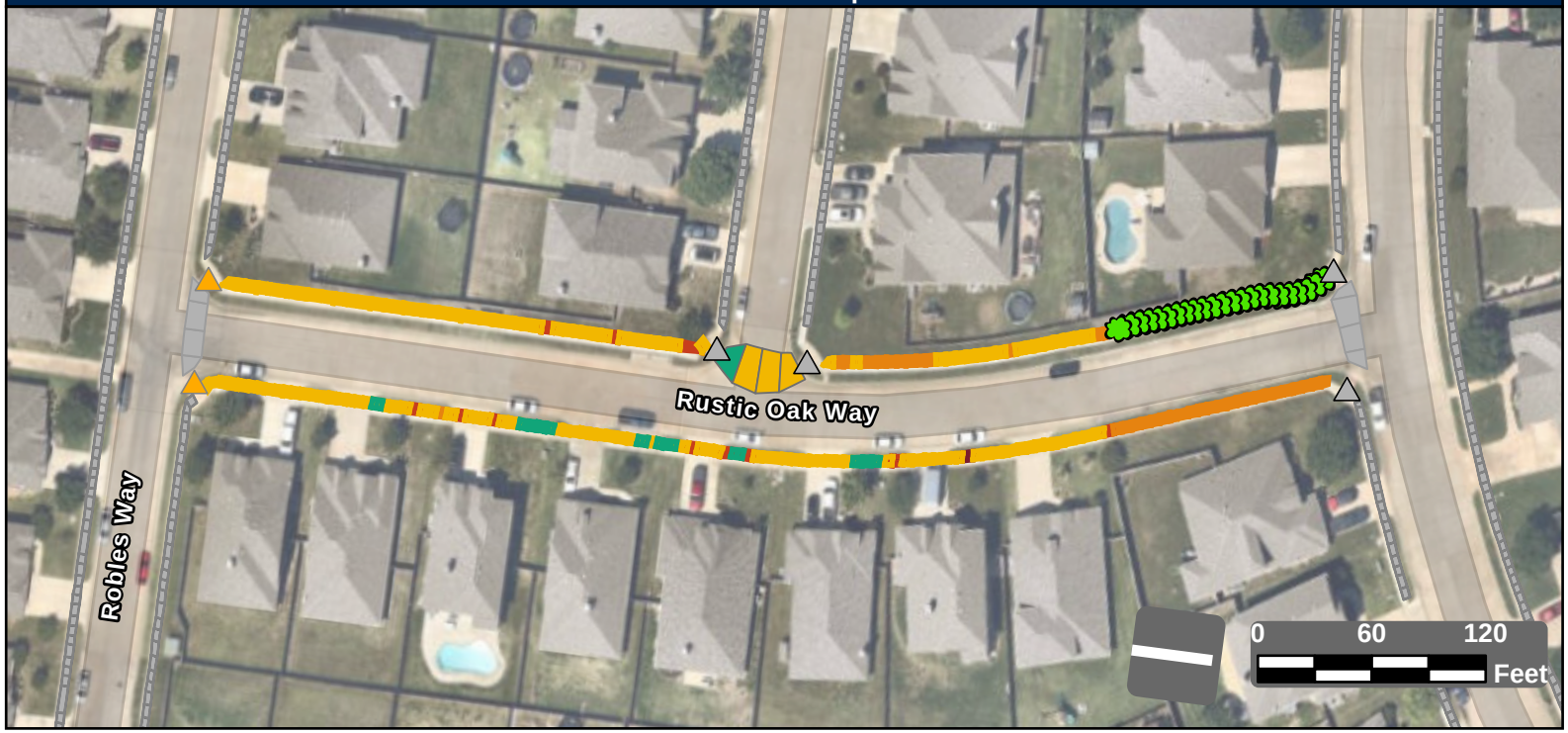

Facility Condition Summary

Sidewalks

Barrier Priority	Length (yd)		Cost
1	9	$	318
2	162	$	11,167
3	212	$	15,290
4	635	$	21,512
5	52	$	3,781
Total	1,070	$	52,069

Curb Ramps

Barrier Priority	Quantity		Cost
1	0	$	0
2	0	$	0
3	2	$	7,950
4	0	$	0
5	0	$	0
Total	2	$	7,950

Crosswalks

Barrier Priority	Length (yd)		Cost
1	0	$	0
2	0	$	0
3	0	$	0
4	68	$	6,802
5	17	$	
Total	85	$	6,802

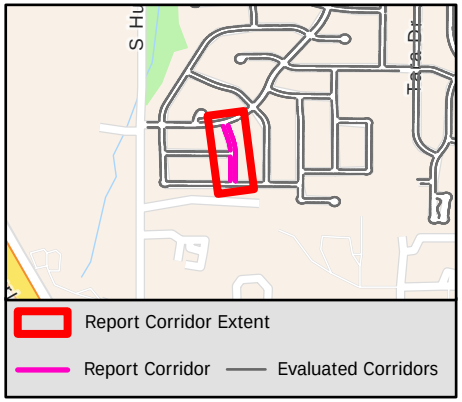

Sidewalk Barrier Summary

Pole	Quantity:	0
Fire Hydrant	Quantity:	0
Vault	Quantity:	0
Vegetation	Quantity:	23
Sign	Quantity:	0
Other	Quantity:	0

Missing Curb Ramps

Symbol	Quantity		Cost
	0	$	0

Curb Ramps Shown in Other Reports

Symbol	Quantity	Cost
	4	Other Report

Conceptual Budget Estimate Disclaimer

This "cost report" assigns a conceptual budget estimate to resolve non-compliance issues and was developed for planning purposes only. Kimley-Horn has no control over the cost of labor, materials, equipment, or over the Contractor's methods of determining prices or over competitive bidding or market conditions. Opinions of probable costs provided herein are based on the information known to Kimley-Horn at this time and represent only Kimley-Horn's judgment as a design professional familiar with the construction industry. Kimley-Horn cannot and does not guarantee that proposals, bids, or actual construction costs will not vary from its opinions of probable costs.

Sidewalk Barrier Conceptual Budget Summary

Sidewalk barriers are displayed for visual purposes only. Their associated costs are stored in the s yer, which is costed panel-by-panel in the Facility Priority Summary.

2073

PROW Sidewalk Corridor Compliance Summary

Corridor

RYANFIELD CT

Corridor Score & Severity

Score: 3
MEDIUM

Corridor Cost Summary

Facility Type		Cost
Sidewalk	$	106,105
Crosswalks	$	0
Curb Ramps	$	0
Missing Ramps	$	0

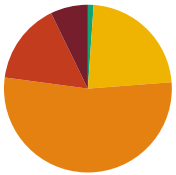

Sidewalk Barrier Priority Distribution

Priority	Percentage (%)
1	7%
2	16%
3	53%
4	23%
5	1%

Corridor Map

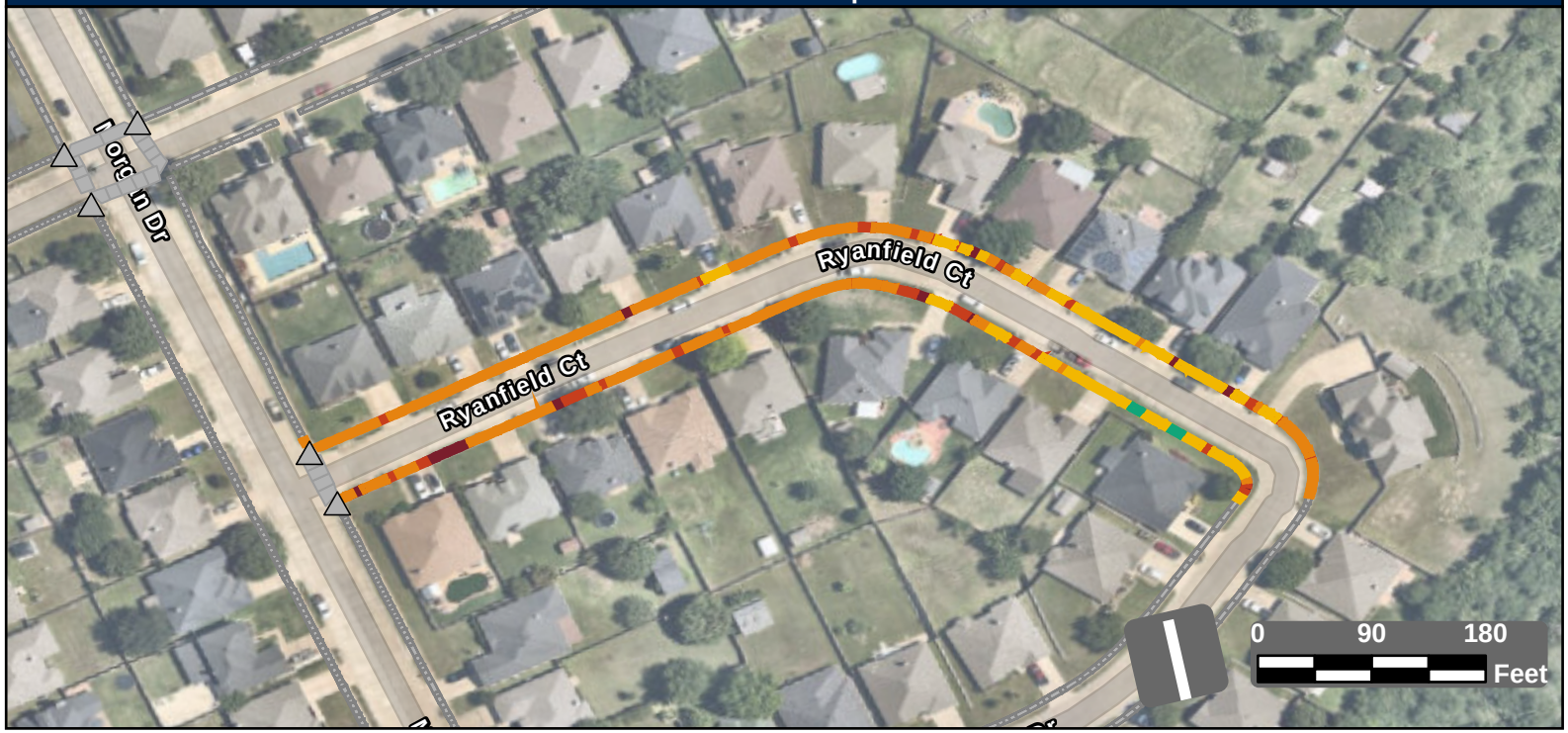

Facility Condition Summary

Sidewalks

Barrier Priority	Length (yd)		Cost
1	110	$	7,964
2	239	$	16,290
3	815	$	58,874
4	347	$	21,775
5	17	$	1,202
Total	1,528	$	106,105

Curb Ramps

Barrier Priority	Quantity		Cost
1	0	$	0
2	0	$	0
3	0	$	0
4	0	$	0
5	0	$	0
Total	0	$	0

Crosswalks

Barrier Priority	Length (yd)		Cost
1	0	$	0
2	0	$	0
3	0	$	0
4	0	$	0
5	0	$	0
Total	0	$	0

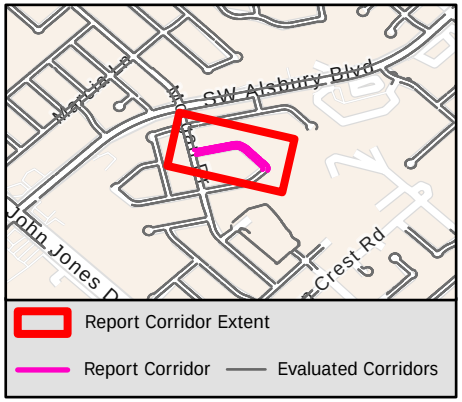

Sidewalk Barrier Summary

Pole	Quantity:	0
Fire Hydrant	Quantity:	0
Vault	Quantity:	0
Vegetation	Quantity:	0
Sign	Quantity:	0
Other	Quantity:	0

Missing Curb Ramps

Symbol	Quantity		Cost
	0	$	0

Curb Ramps Shown in Other Reports

Symbol	Quantity	Cost
	5	Other Report

Conceptual Budget Estimate Disclaimer

This "cost report" assigns a conceptual budget estimate to resolve non-compliance issues and was developed for planning purposes only. Kimley-Horn has no control over the cost of labor, materials, equipment, or over the Contractor's methods of determining prices or over competitive bidding or market conditions. Opinions of probable costs provided herein are based on the information known to Kimley-Horn at this time and represent only Kimley-Horn's judgment as a design professional familiar with the construction industry. Kimley-Horn cannot and does not guarantee that proposals, bids, or actual construction costs will not vary from its opinions of probable costs.

Sidewalk Barrier Conceptual Budget Summary

Sidewalk barriers are displayed for visual purposes only. Their associated costs are stored in the s yer, which is costed panel-by-panel in the Facility Priority Summary.

2074

PROW Sidewalk Corridor Compliance Summary

Corridor

RYER TRL

Corridor Score & Severity

Score: 4

MEDIUM

Corridor Cost Summary

Facility Type		Cost
Sidewalk	$	55,873
Crosswalks	$	
Curb Ramps	$	0
Missing Ramps	$	0

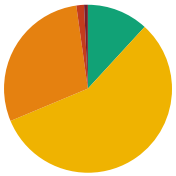

Sidewalk Barrier Priority Distribution

Priority	Percentage (%)
1	1%
2	2%
3	29%
4	57%
5	12%

Corridor Map

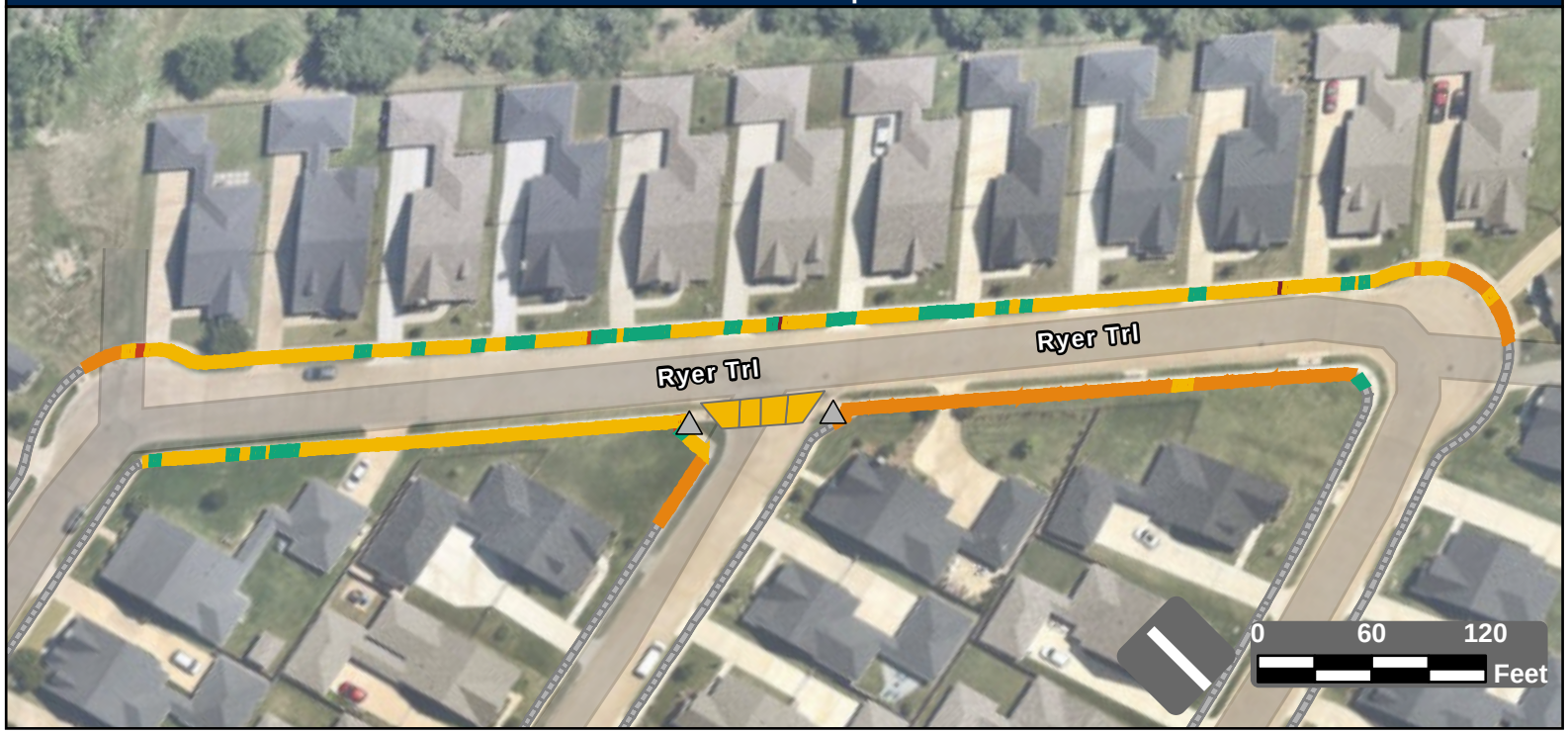

Facility Condition Summary

Sidewalks

Barrier Priority	Length (yd)		Cost
1	9	$	478
2	19	$	1,379
3	369	$	26,667
4	721	$	16,780
5	150	$	10,570
Total	1,268	$	55,873

Curb Ramps

Barrier Priority	Quantity		Cost
1	0	$	0
2	0	$	0
3	0	$	0
4	0	$	0
5	0	$	0
Total	0	$	0

Crosswalks

Barrier Priority	Length (yd)		Cost
1	0	$	0
2	0	$	0
3	0	$	0
4	174	$	
5	0	$	0
Total	174	$	

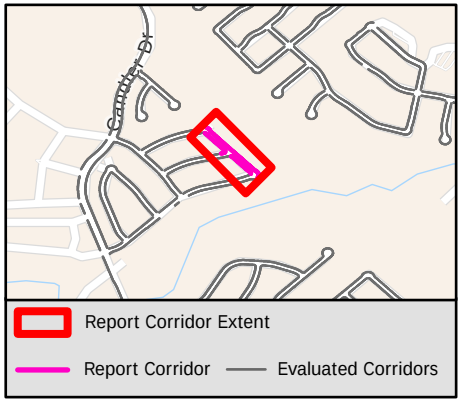

Sidewalk Barrier Summary

Pole	Quantity:	0
Fire Hydrant	Quantity:	0
Vault	Quantity:	0
Vegetation	Quantity:	0
Sign	Quantity:	0
Other	Quantity:	0

Missing Curb Ramps

Symbol	Quantity		Cost
	0	$	0

Curb Ramps Shown in Other Reports

Symbol	Quantity	Cost
	2	Other Report

Conceptual Budget Estimate Disclaimer

This "cost report" assigns a conceptual budget estimate to resolve non-compliance issues and was developed for planning purposes only. Kimley-Horn has no control over the cost of labor, materials, equipment, or over the Contractor's methods of determining prices or over competitive bidding or market conditions. Opinions of probable costs provided herein are based on the information known to Kimley-Horn at this time and represent only Kimley-Horn's judgment as a design professional familiar with the construction industry. Kimley-Horn cannot and does not guarantee that proposals, bids, or actual construction costs will not vary from its opinions of probable costs.

Sidewalk Barrier Conceptual Budget Summary

Sidewalk barriers are displayed for visual purposes only. Their associated costs are stored in the s yer, which is costed panel-by-panel in the Facility Priority Summary.

2075

PROW Sidewalk Corridor Compliance Summary

Corridor

SABINE ST

Corridor Score & Severity

Score: 3
MEDIUM

Corridor Cost Summary

Facility Type		Cost
Sidewalk	$	11,418
Crosswalks	$	0
Curb Ramps	$	0
Missing Ramps	$	0

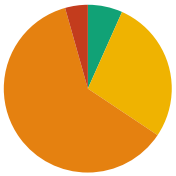

Sidewalk Barrier Priority Distribution

Priority	Percentage (%)
1	0%
2	4%
3	61%
4	28%
5	7%

Corridor Map

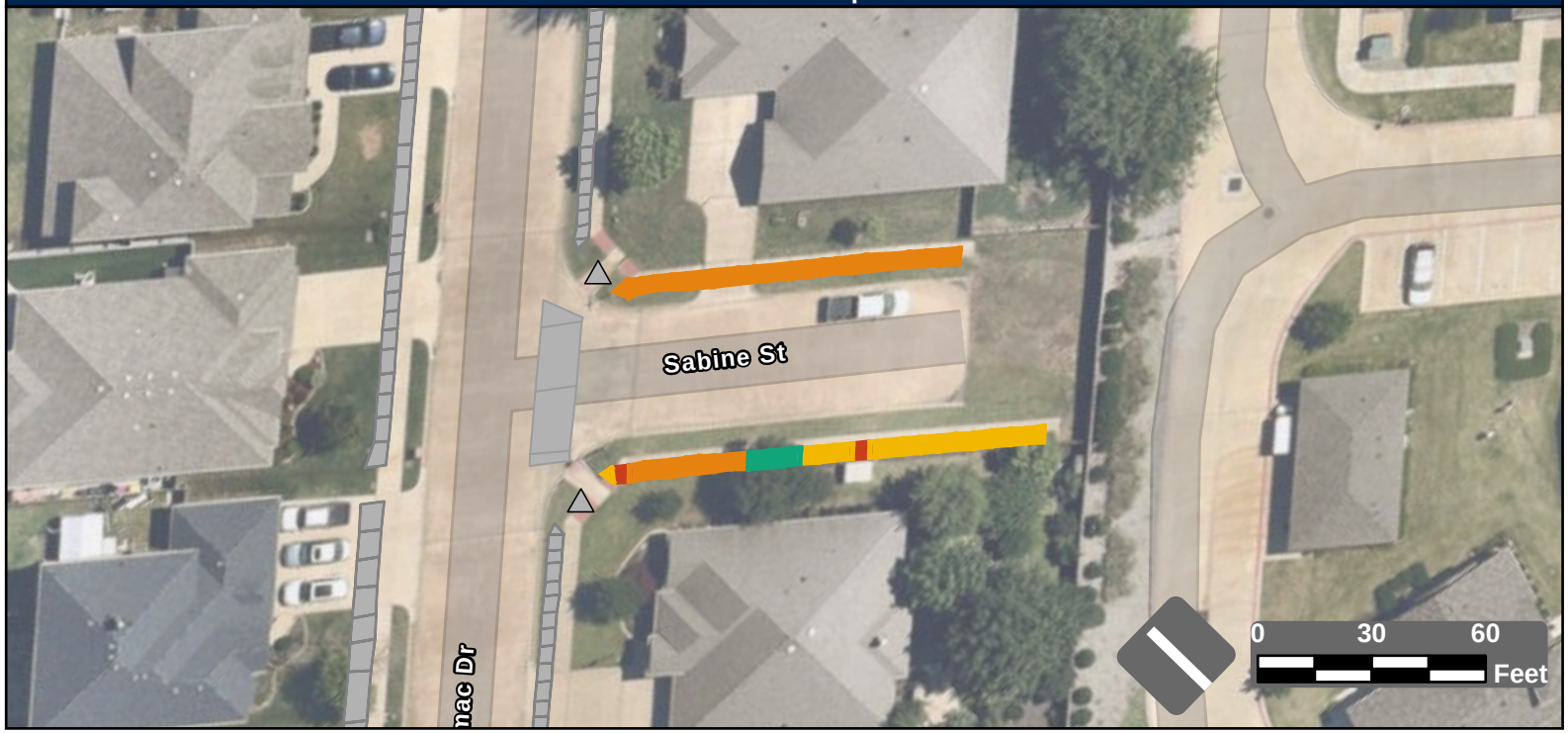

Facility Condition Summary

Sidewalks

Barrier Priority	Length (yd)		Cost
1	0	$	0
2	7	$	518
3	101	$	7,279
4	46	$	3,311
5	11	$	309
Total	165	$	11,418

Curb Ramps

Barrier Priority	Quantity		Cost
1	0	$	0
2	0	$	0
3	0	$	0
4	0	$	0
5	0	$	0
Total	0	$	0

Crosswalks

Barrier Priority	Length (yd)		Cost
1	0	$	0
2	0	$	0
3	0	$	0
4	0	$	0
5	0	$	0
Total	0	$	0

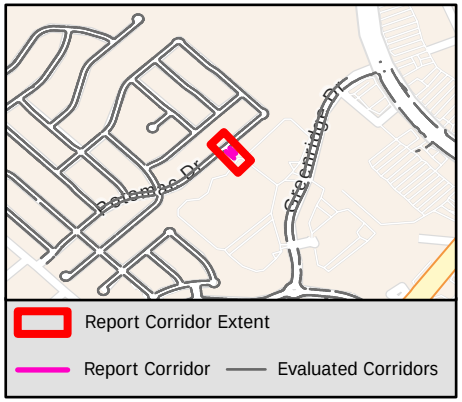

Sidewalk Barrier Summary

Pole	Quantity:	0
Fire Hydrant	Quantity:	0
Vault	Quantity:	0
Vegetation	Quantity:	0
Sign	Quantity:	0
Other	Quantity:	0

Missing Curb Ramps

Symbol	Quantity		Cost
	0	$	0

Curb Ramps Shown in Other Reports

Symbol	Quantity	Cost
	2	Other Report

Conceptual Budget Estimate Disclaimer

This "cost report" assigns a conceptual budget estimate to resolve non-compliance issues and was developed for planning purposes only. Kimley-Horn has no control over the cost of labor, materials, equipment, or over the Contractor's methods of determining prices or over competitive bidding or market conditions. Opinions of probable costs provided herein are based on the information known to Kimley-Horn at this time and represent only Kimley-Horn's judgment as a design professional familiar with the construction industry. Kimley-Horn cannot and does not guarantee that proposals, bids, or actual construction costs will not vary from its opinions of probable costs.

Sidewalk Barrier Conceptual Budget Summary

Sidewalk barriers are displayed for visual purposes only. Their associated costs are stored in the s… yer, which is costed panel-by-panel in the Facility Priority Summary.

PROW Sidewalk Corridor Compliance Summary

Corridor

SADIE LN

Corridor Score & Severity

Score: 5

LOW

Corridor Cost Summary

Facility Type		Cost
Sidewalk	$	42,700
Crosswalks	$	0
Curb Ramps	$	0
Missing Ramps	$	0

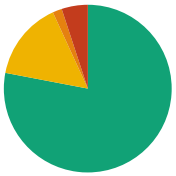

Sidewalk Barrier Priority Distribution

Priority	Percentage (%)
1	0%
2	5%
3	2%
4	15%
5	78%

Corridor Map

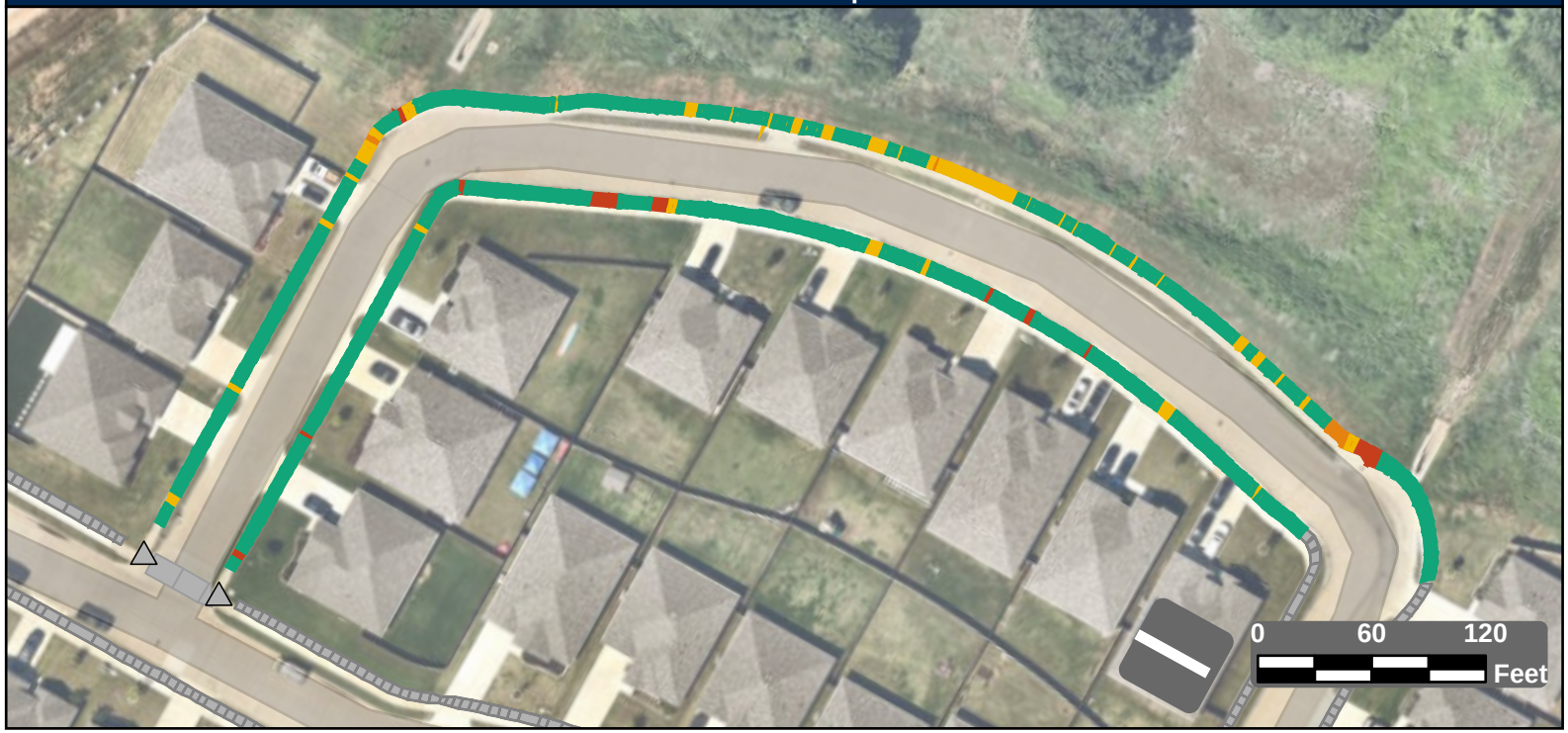

Facility Condition Summary

Sidewalks

Barrier Priority	Length (yd)		Cost
1	0	$	0
2	72	$	3,502
3	26	$	1,903
4	217	$	15,972
5	1,118	$	21,323
Total	1,434	$	42,700

Curb Ramps

Barrier Priority	Quantity		Cost
1	0	$	0
2	0	$	0
3	0	$	0
4	0	$	0
5	0	$	0
Total	0	$	0

Crosswalks

Barrier Priority	Length (yd)		Cost
1	0	$	0
2	0	$	0
3	0	$	0
4	0	$	0
5	0	$	0
Total	0	$	0

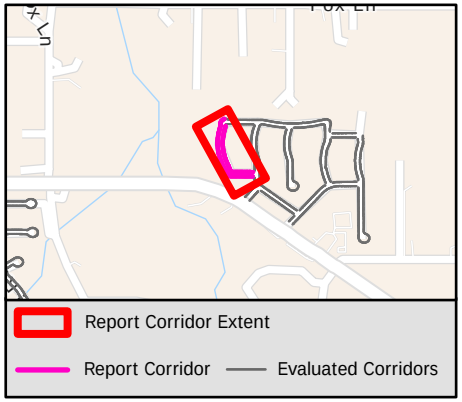

Sidewalk Barrier Summary

Pole	Quantity:	0
Fire Hydrant	Quantity:	0
Vault	Quantity:	0
Vegetation	Quantity:	0
Sign	Quantity:	0
Other	Quantity:	0

Missing Curb Ramps

Symbol	Quantity		Cost
	0	$	0

Curb Ramps Shown in Other Reports

Symbol	Quantity	Cost
	2	Other Report

Conceptual Budget Estimate Disclaimer

This "cost report" assigns a conceptual budget estimate to resolve non-compliance issues and was developed for planning purposes only. Kimley-Horn has no control over the cost of labor, materials, equipment, or over the Contractor's methods of determining prices or over competitive bidding or market conditions. Opinions of probable costs provided herein are based on the information known to Kimley-Horn at this time and represent only Kimley-Horn's judgment as a design professional familiar with the construction industry. Kimley-Horn cannot and does not guarantee that proposals, bids, or actual construction costs will not vary from its opinions of probable costs.

Sidewalk Barrier Conceptual Budget Summary

Sidewalk barriers are displayed for visual purposes only. Their associated costs are stored in the s yer, which is costed panel-by-panel in the Facility Priority Summary.

2077

PROW Sidewalk Corridor Compliance Summary

Corridor

SAGE CIR

Corridor Score & Severity

Score: 2

HIGH

Corridor Cost Summary

Facility Type		Cost
Sidewalk	$	33,156
Crosswalks	$	0
Curb Ramps	$	0
Missing Ramps	$	0

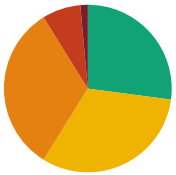

Sidewalk Barrier Priority Distribution

Priority	Percentage (%)
1	1%
2	7%
3	32%
4	32%
5	27%

Corridor Map

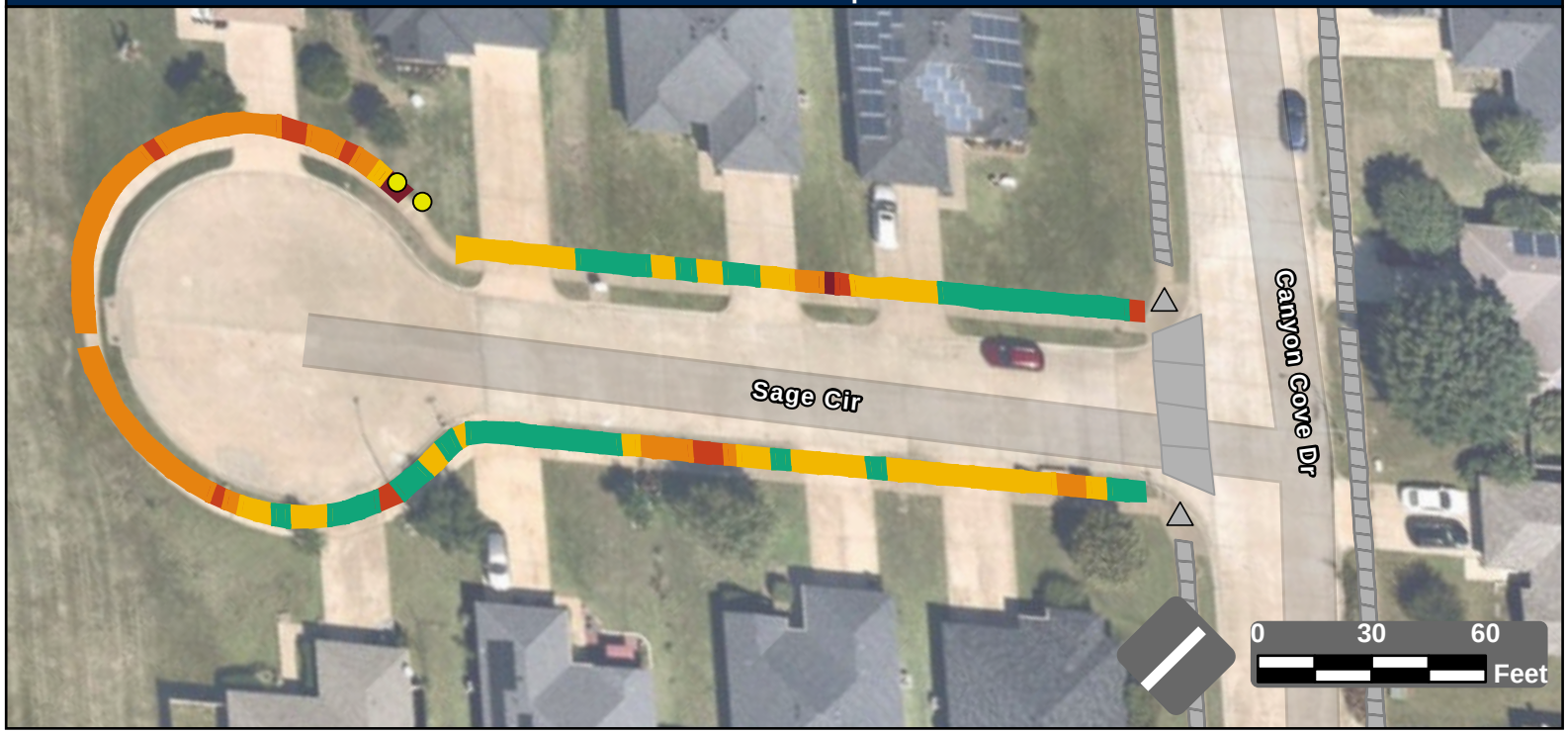

Facility Condition Summary

Sidewalks

Barrier Priority	Length (yd)		Cost
1	8	$	448
2	42	$	2,715
3	185	$	13,329
4	182	$	13,145
5	155	$	3,519
Total	572	$	33,156

Curb Ramps

Barrier Priority	Quantity		Cost
1	0	$	0
2	0	$	0
3	0	$	0
4	0	$	0
5	0	$	0
Total	0	$	0

Crosswalks

Barrier Priority	Length (yd)		Cost
1	0	$	0
2	0	$	0
3	0	$	0
4	0	$	0
5	0	$	0
Total	0	$	0

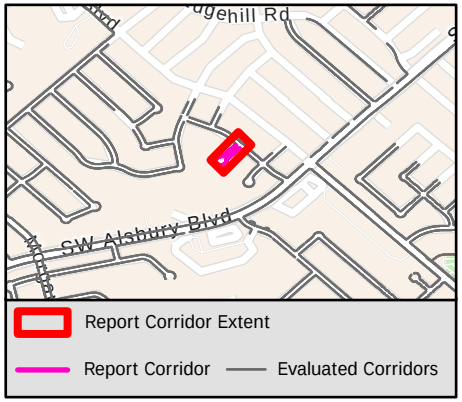

Sidewalk Barrier Summary

Pole	Quantity:	0
Fire Hydrant	Quantity:	0
Vault	Quantity:	0
Vegetation	Quantity:	0
Sign	Quantity:	0
Other	Quantity:	2

Missing Curb Ramps

Symbol	Quantity		Cost
	0	$	0

Curb Ramps Shown in Other Reports

Symbol	Quantity	Cost
	2	Other Report

Conceptual Budget Estimate Disclaimer

This "cost report" assigns a conceptual budget estimate to resolve non-compliance issues and was developed for planning purposes only. Kimley-Horn has no control over the cost of labor, materials, equipment, or over the Contractor's methods of determining prices or over competitive bidding or market conditions. Opinions of probable costs provided herein are based on the information known to Kimley-Horn at this time and represent only Kimley-Horn's judgment as a design professional familiar with the construction industry. Kimley-Horn cannot and does not guarantee that proposals, bids, or actual construction costs will not vary from its opinions of probable costs.

Sidewalk Barrier Conceptual Budget Summary

Sidewalk barriers are displayed for visual purposes only. Their associated costs are stored in the s yer, which is costed panel-by-panel in the Facility Priority Summary.

PROW Sidewalk Corridor Compliance Summary

Corridor

SAMUEL DR

Corridor Score & Severity

Score: 3
MEDIUM

Corridor Cost Summary

Facility Type		Cost
Sidewalk	$	21,599
Crosswalks	$	0
Curb Ramps	$	0
Missing Ramps	$	0

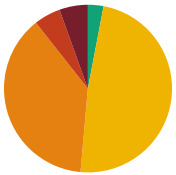

Sidewalk Barrier Priority Distribution

Priority	Percentage (%)
1	5%
2	5%
3	38%
4	48%
5	3%

Corridor Map

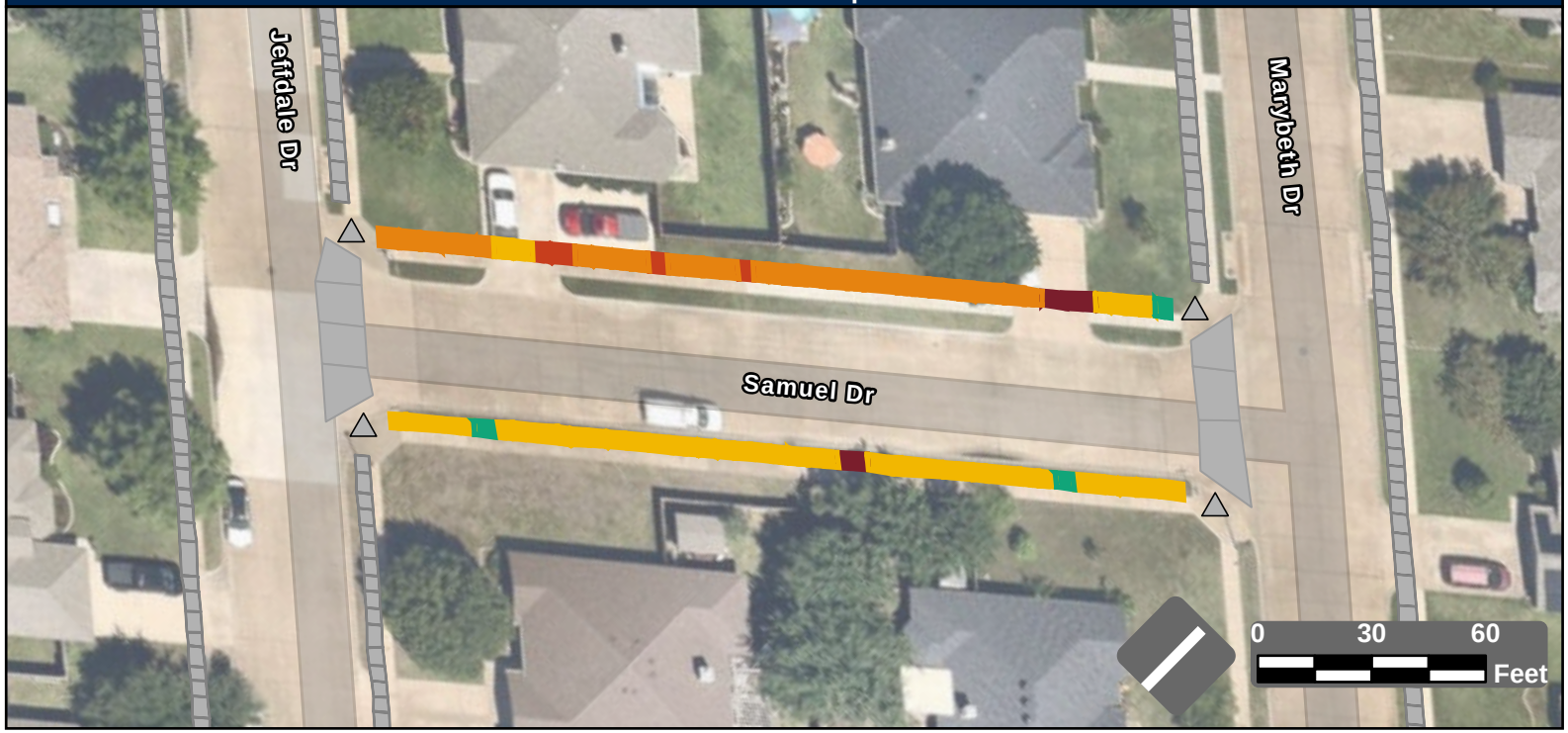

Facility Condition Summary

Sidewalks

Barrier Priority	Length (yd)		Cost
1	20	$	1,225
2	19	$	1,218
3	140	$	10,091
4	178	$	8,265
5	11	$	800
Total	368	$	21,599

Curb Ramps

Barrier Priority	Quantity		Cost
1	0	$	0
2	0	$	0
3	0	$	0
4	0	$	0
5	0	$	0
Total	0	$	0

Crosswalks

Barrier Priority	Length (yd)		Cost
1	0	$	0
2	0	$	0
3	0	$	0
4	0	$	0
5	0	$	0
Total	0	$	0

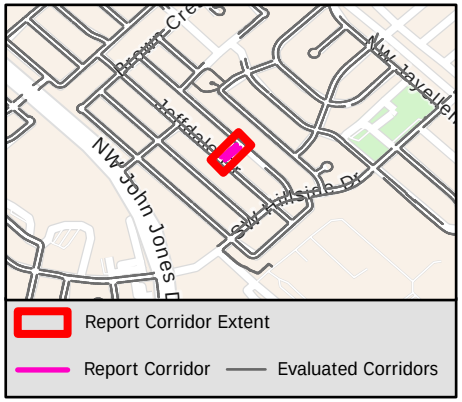

Sidewalk Barrier Summary

Pole	Quantity:	0
Fire Hydrant	Quantity:	0
Vault	Quantity:	0
Vegetation	Quantity:	0
Sign	Quantity:	0
Other	Quantity:	0

Missing Curb Ramps

Symbol	Quantity		Cost
	0	$	0

Curb Ramps Shown in Other Reports

Symbol	Quantity	Cost
	4	Other Report

Conceptual Budget Estimate Disclaimer

This "cost report" assigns a conceptual budget estimate to resolve non-compliance issues and was developed for planning purposes only. Kimley-Horn has no control over the cost of labor, materials, equipment, or over the Contractor's methods of determining prices or over competitive bidding or market conditions. Opinions of probable costs provided herein are based on the information known to Kimley-Horn at this time and represent only Kimley-Horn's judgment as a design professional familiar with the construction industry. Kimley-Horn cannot and does not guarantee that proposals, bids, or actual construction costs will not vary from its opinions of probable costs.

Sidewalk Barrier Conceptual Budget Summary

Sidewalk barriers are displayed for visual purposes only. Their associated costs are stored in the s yer, which is costed panel-by-panel in the Facility Priority Summary.

2079

PROW Sidewalk Corridor Compliance Summary

Corridor

SANCTUARY WAY

Corridor Score & Severity

Score: 4

MEDIUM

Corridor Cost Summary

Facility Type		Cost
Sidewalk	$	32,012
Crosswalks	$	0
Curb Ramps	$	11,900
Missing Ramps	$	7,000

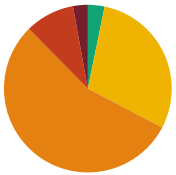

Sidewalk Barrier Priority Distribution

Priority	Percentage (%)
1	3%
2	10%
3	55%
4	29%
5	3%

Corridor Map



Facility Condition Summary

Sidewalks

Barrier Priority	Length (yd)		Cost
1	15	$	1,070
2	49	$	3,561
3	284	$	20,525
4	152	$	5,653
5	17	$	1,203
Total	517	$	32,012

Curb Ramps

Barrier Priority	Quantity		Cost
1	2	$	11,900
2	0	$	0
3	0	$	0
4	0	$	0
5	0	$	0
Total	2	$	11,900

Crosswalks

Barrier Priority	Length (yd)		Cost
1	0	$	0
2	0	$	0
3	0	$	0
4	0	$	0
5	0	$	0
Total	0	$	0

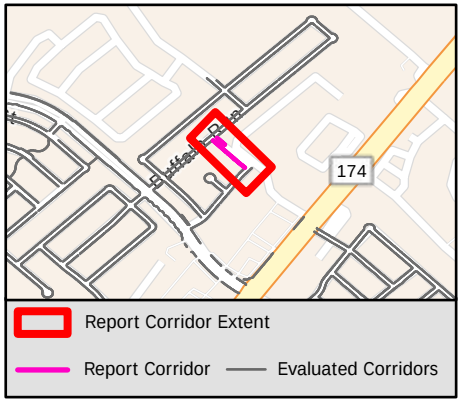

Sidewalk Barrier Summary

Pole	Quantity:	0
Fire Hydrant	Quantity:	0
Vault	Quantity:	0
Vegetation	Quantity:	10
Sign	Quantity:	0
Other	Quantity:	0

Missing Curb Ramps

Symbol	Quantity		Cost
	1	$	7,000

Curb Ramps Shown in Other Reports

Symbol	Quantity	Cost
	1	Other Report

Conceptual Budget Estimate Disclaimer

This "cost report" assigns a conceptual budget estimate to resolve non-compliance issues and was developed for planning purposes only. Kimley-Horn has no control over the cost of labor, materials, equipment, or over the Contractor's methods of determining prices or over competitive bidding or market conditions. Opinions of probable costs provided herein are based on the information known to Kimley-Horn at this time and represent only Kimley-Horn's judgment as a design professional familiar with the construction industry. Kimley-Horn cannot and does not guarantee that proposals, bids, or actual construction costs will not vary from its opinions of probable costs.

Sidewalk Barrier Conceptual Budget Summary

Sidewalk barriers are displayed for visual purposes only. Their associated costs are stored in the s 2080 yer, which is costed panel-by-panel in the Facility Priority Summary.

PROW Sidewalk Corridor Compliance Summary

Corridor

SANDGATE DR

Corridor Score & Severity

Score: 3
MEDIUM

Corridor Cost Summary

Facility Type		Cost
Sidewalk	$	44,018
Crosswalks	$	1,381
Curb Ramps	$	56,600
Missing Ramps	$	28,000

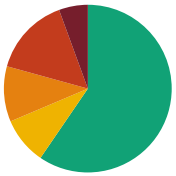

Sidewalk Barrier Priority Distribution

Priority	Percentage (%)
1	6%
2	15%
3	11%
4	9%
5	60%

Corridor Map

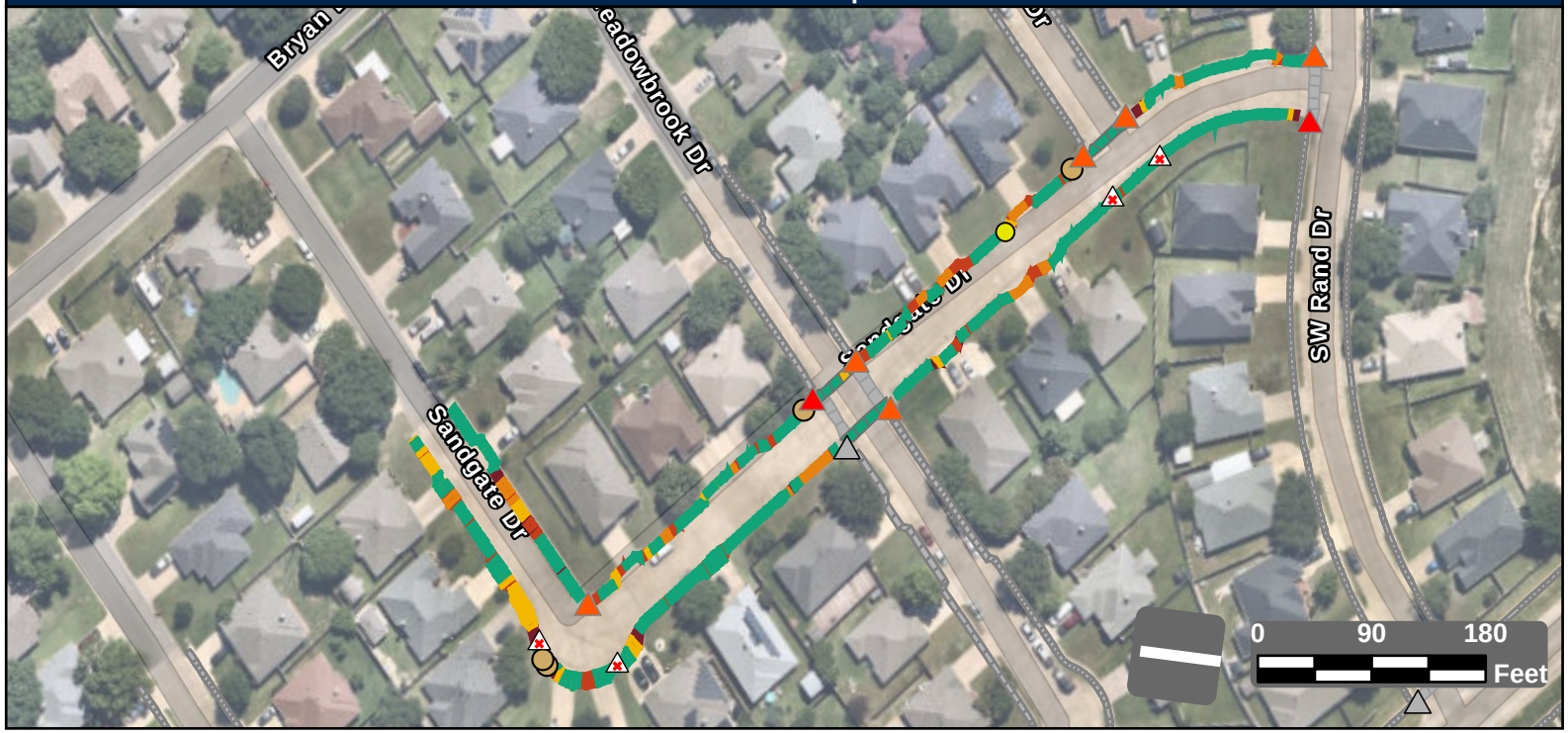

Facility Condition Summary

Sidewalks

Barrier Priority	Length (yd)		Cost
1	83	$	4,877
2	224	$	11,852
3	158	$	11,753
4	134	$	12,458
5	882	$	3,078
Total	1,481	$	44,018

Curb Ramps

Barrier Priority	Quantity		Cost
1	2	$	13,400
2	6	$	43,200
3	0	$	0
4	0	$	0
5	0	$	0
Total	8	$	56,600

Crosswalks

Barrier Priority	Length (yd)		Cost
1	0	$	0
2	0	$	0
3	0	$	0
4	17	$	1,381
5	103	$	
Total	120	$	1,381

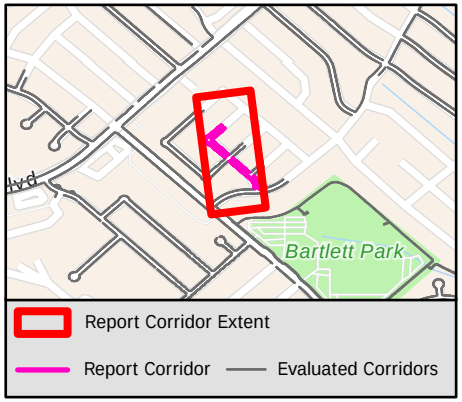

Sidewalk Barrier Summary

Pole	Quantity:	4
Fire Hydrant	Quantity:	0
Vault	Quantity:	0
Vegetation	Quantity:	0
Sign	Quantity:	0
Other	Quantity:	1

Missing Curb Ramps

Symbol	Quantity		Cost
	4	$	28,000

Curb Ramps Shown in Other Reports

Symbol	Quantity	Cost
	3	Other Report

Conceptual Budget Estimate Disclaimer

This "cost report" assigns a conceptual budget estimate to resolve non-compliance issues and was developed for planning purposes only. Kimley-Horn has no control over the cost of labor, materials, equipment, or over the Contractor's methods of determining prices or over competitive bidding or market conditions. Opinions of probable costs provided herein are based on the information known to Kimley-Horn at this time and represent only Kimley-Horn's judgment as a design professional familiar with the construction industry. Kimley-Horn cannot and does not guarantee that proposals, bids, or actual construction costs will not vary from its opinions of probable costs.

Sidewalk Barrier Conceptual Budget Summary

Sidewalk barriers are displayed for visual purposes only. Their associated costs are stored in the s yer, which is costed panel-by-panel in the Facility Priority Summary.

2081

PROW Sidewalk Corridor Compliance Summary

Corridor

SANDIA PARK DR

Corridor Score & Severity

Score: 4

MEDIUM

Corridor Cost Summary

Facility Type		Cost
Sidewalk	$	46,841
Crosswalks	$	0
Curb Ramps	$	7,450
Missing Ramps	$	0

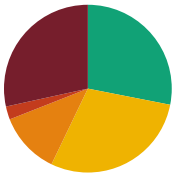

Sidewalk Barrier Priority Distribution

Priority	Percentage (%)
1	28%
2	3%
3	12%
4	29%
5	28%

Corridor Map

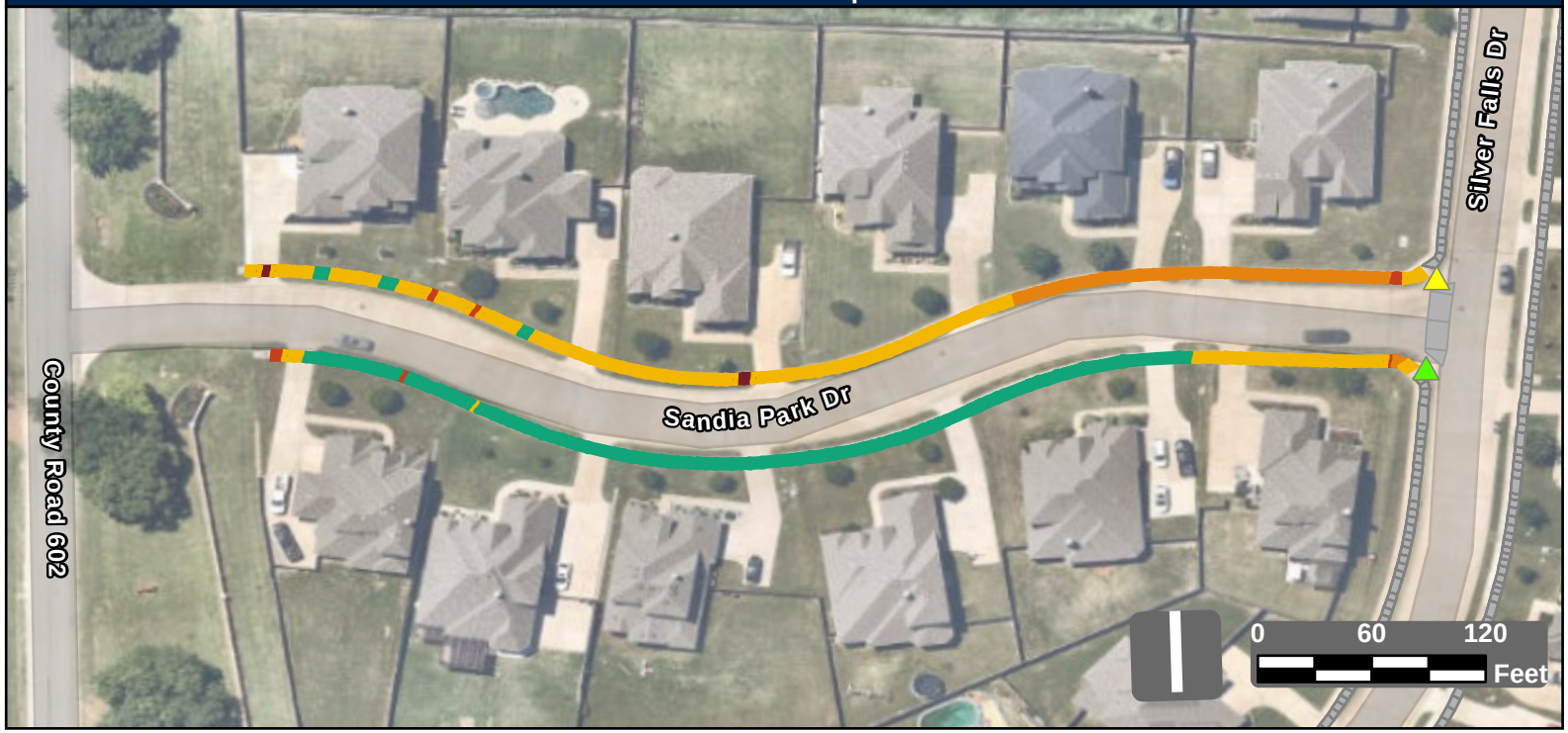

Facility Condition Summary

Sidewalks

Barrier Priority	Length (yd)		Cost
1	409	$	29,541
2	36	$	1,903
3	171	$	12,361
4	417	$	1,036
5	404	$	2,000
Total	1,438	$	46,841

Curb Ramps

Barrier Priority	Quantity		Cost
1	0	$	0
2	0	$	0
3	0	$	0
4	1	$	7,450
5	1	$	0
Total	2	$	7,450

Crosswalks

Barrier Priority	Length (yd)		Cost
1	0	$	0
2	0	$	0
3	0	$	0
4	0	$	0
5	0	$	0
Total	0	$	0

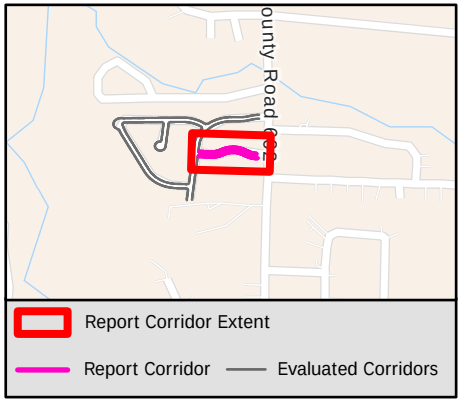

Sidewalk Barrier Summary

Pole	Quantity:	0
Fire Hydrant	Quantity:	0
Vault	Quantity:	0
Vegetation	Quantity:	0
Sign	Quantity:	0
Other	Quantity:	0

Missing Curb Ramps

Symbol	Quantity		Cost
	0	$	0

Curb Ramps Shown in Other Reports

Symbol	Quantity	Cost
	0	Other Report

Conceptual Budget Estimate Disclaimer

This "cost report" assigns a conceptual budget estimate to resolve non-compliance issues and was developed for planning purposes only. Kimley-Horn has no control over the cost of labor, materials, equipment, or over the Contractor's methods of determining prices or over competitive bidding or market conditions. Opinions of probable costs provided herein are based on the information known to Kimley-Horn at this time and represent only Kimley-Horn's judgment as a design professional familiar with the construction industry. Kimley-Horn cannot and does not guarantee that proposals, bids, or actual construction costs will not vary from its opinions of probable costs.

Sidewalk Barrier Conceptual Budget Summary

Sidewalk barriers are displayed for visual purposes only. Their associated costs are stored in the s yer, which is costed panel-by-panel in the Facility Priority Summary.

2082

PROW Sidewalk Corridor Compliance Summary

Corridor

SANDY HILL RD

Corridor Score & Severity

Score: 3
MEDIUM

Corridor Cost Summary

Facility Type		Cost
Sidewalk	$	141,913
Crosswalks	$	
Curb Ramps	$	5,950
Missing Ramps	$	0

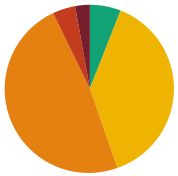

Sidewalk Barrier Priority Distribution

Priority	Percentage (%)
1	3%
2	4%
3	48%
4	39%
5	6%

Corridor Map

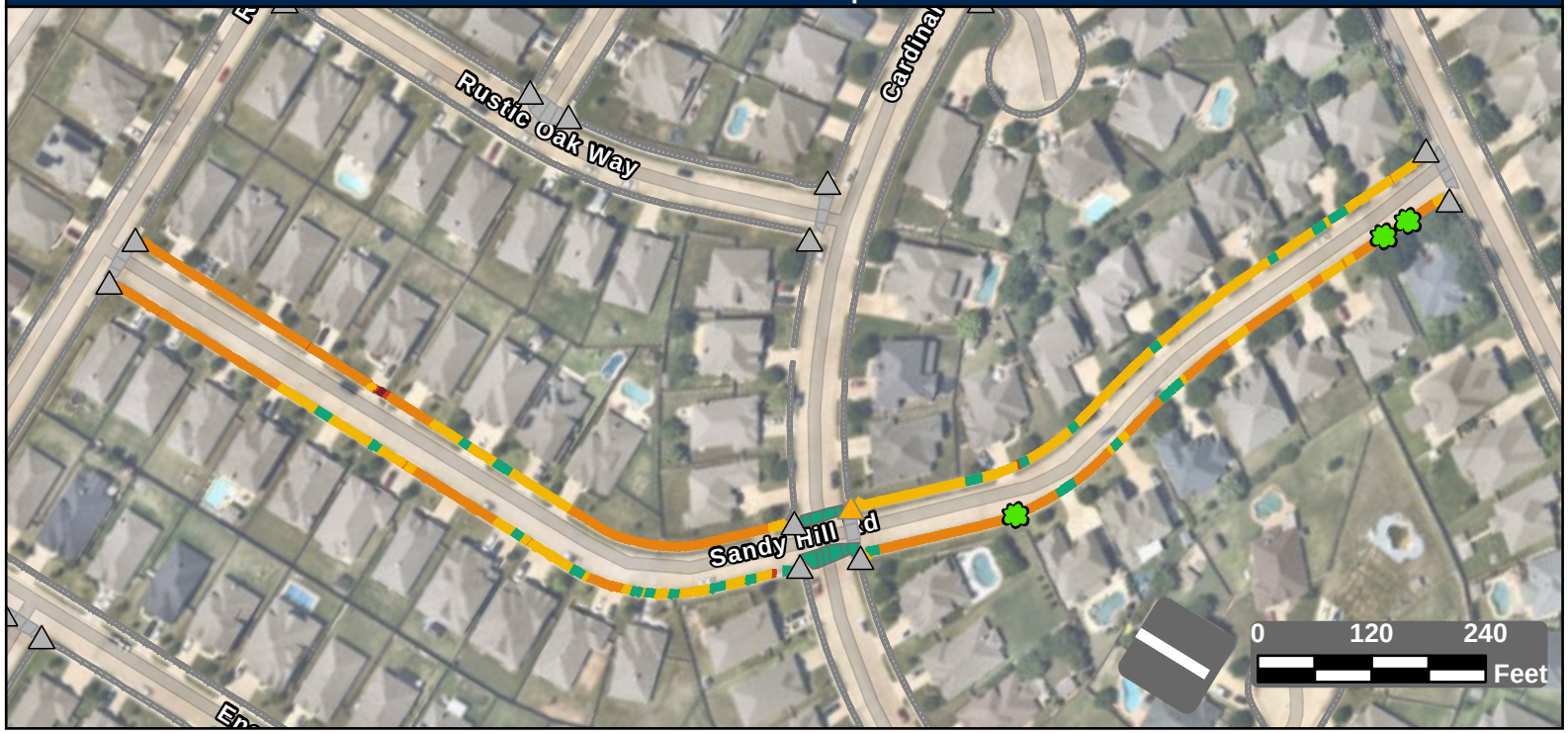

Facility Condition Summary

Sidewalks

Barrier Priority	Length (yd)		Cost
1	77	$	5,562
2	119	$	7,812
3	1,307	$	94,376
4	1,052	$	24,149
5	162	$	10,014
Total	2,716	$	141,913

Curb Ramps

Barrier Priority	Quantity		Cost
1	0	$	0
2	0	$	0
3	1	$	5,950
4	0	$	0
5	0	$	0
Total	1	$	5,950

Crosswalks

Barrier Priority	Length (yd)		Cost
1	0	$	0
2	0	$	0
3	0	$	0
4	0	$	0
5	153	$	
Total	153	$	

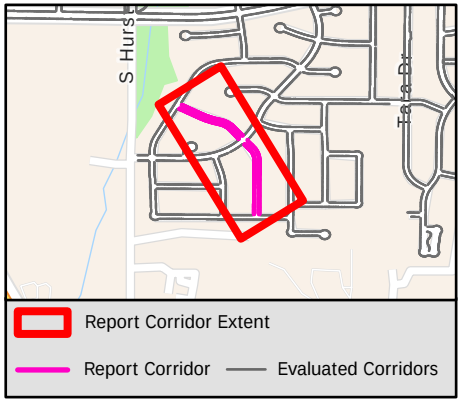

Sidewalk Barrier Summary

Pole	Quantity:	0
Fire Hydrant	Quantity:	0
Vault	Quantity:	0
Vegetation	Quantity:	3
Sign	Quantity:	0
Other	Quantity:	0

Missing Curb Ramps

Symbol	Quantity		Cost
	0	$	0

Curb Ramps Shown in Other Reports

Symbol	Quantity	Cost
	15	Other Report

Conceptual Budget Estimate Disclaimer

This "cost report" assigns a conceptual budget estimate to resolve non-compliance issues and was developed for planning purposes only. Kimley-Horn has no control over the cost of labor, materials, equipment, or over the Contractor's methods of determining prices or over competitive bidding or market conditions. Opinions of probable costs provided herein are based on the information known to Kimley-Horn at this time and represent only Kimley-Horn's judgment as a design professional familiar with the construction industry. Kimley-Horn cannot and does not guarantee that proposals, bids, or actual construction costs will not vary from its opinions of probable costs.

Sidewalk Barrier Conceptual Budget Summary

Sidewalk barriers are displayed for visual purposes only. Their associated costs are stored in the s yer, which is costed panel-by-panel in the Facility Priority Summary.

PROW Sidewalk Corridor Compliance Summary

Corridor

SAPPHIRE LN

Corridor Score & Severity

Score: 1
HIGH

Corridor Cost Summary

Facility Type		Cost
Sidewalk	$	62,250
Crosswalks	$	0
Curb Ramps	$	0
Missing Ramps	$	7,000

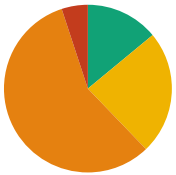

Sidewalk Barrier Priority Distribution

Priority	Percentage (%)
1	0%
2	5%
3	57%
4	24%
5	14%

Corridor Map

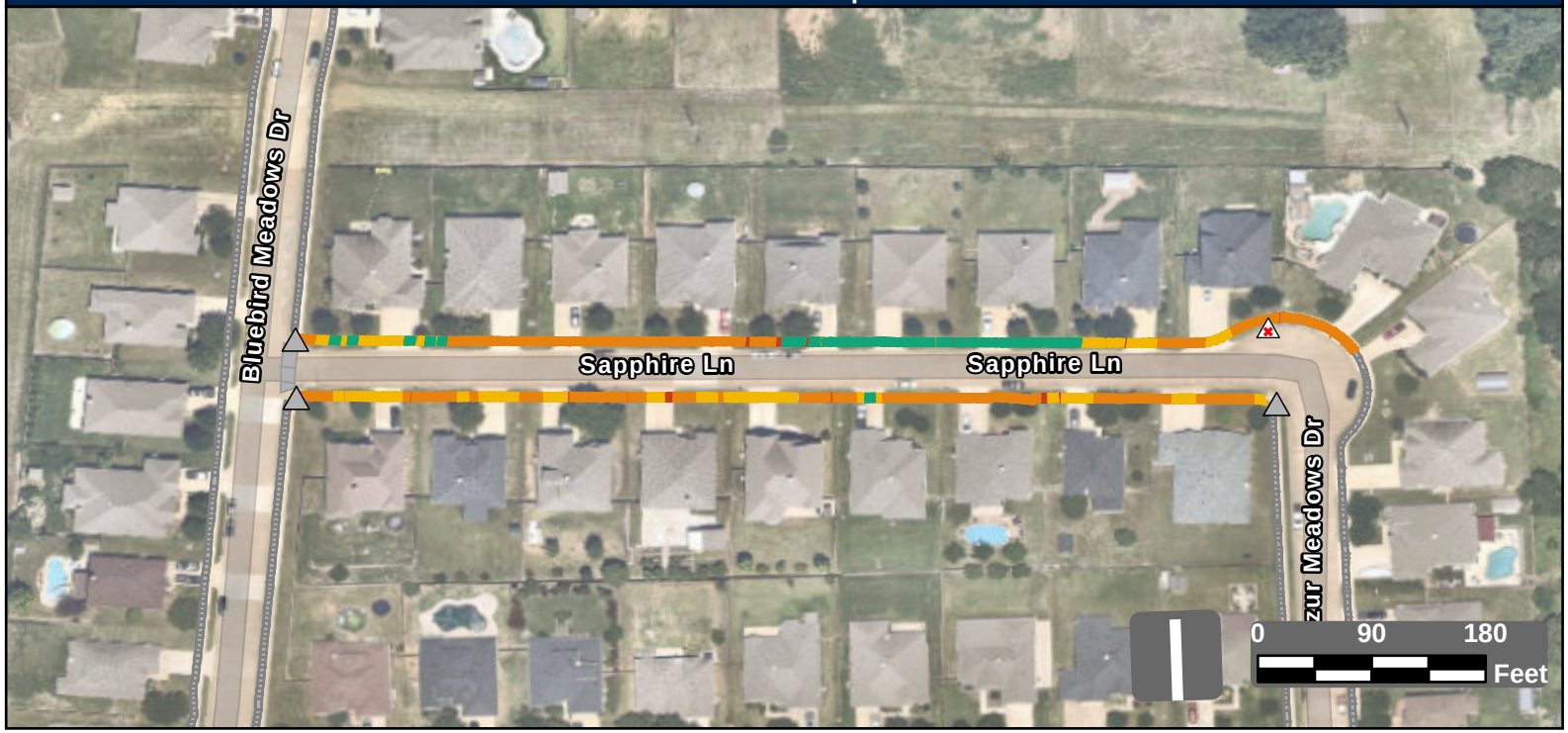

Facility Condition Summary

Sidewalks

Barrier Priority	Length (yd)		Cost
1	0	$	0
2	64	$	3,881
3	727	$	52,500
4	303	$	2,181
5	178	$	3,688
Total	1,273	$	62,250

Curb Ramps

Barrier Priority	Quantity		Cost
1	0	$	0
2	0	$	0
3	0	$	0
4	0	$	0
5	0	$	0
Total	0	$	0

Crosswalks

Barrier Priority	Length (yd)		Cost
1	0	$	0
2	0	$	0
3	0	$	0
4	0	$	0
5	0	$	0
Total	0	$	0

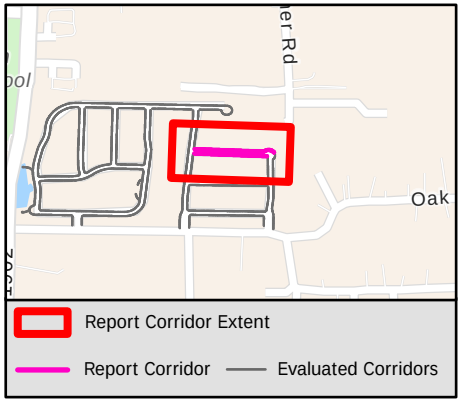

Sidewalk Barrier Summary

Pole	Quantity:	0
Fire Hydrant	Quantity:	0
Vault	Quantity:	0
Vegetation	Quantity:	0
Sign	Quantity:	0
Other	Quantity:	0

Missing Curb Ramps

Symbol	Quantity		Cost
	1	$	7,000

Curb Ramps Shown in Other Reports

Symbol	Quantity	Cost
	3	Other Report

Conceptual Budget Estimate Disclaimer

This "cost report" assigns a conceptual budget estimate to resolve non-compliance issues and was developed for planning purposes only. Kimley-Horn has no control over the cost of labor, materials, equipment, or over the Contractor's methods of determining prices or over competitive bidding or market conditions. Opinions of probable costs provided herein are based on the information known to Kimley-Horn at this time and represent only Kimley-Horn's judgment as a design professional familiar with the construction industry. Kimley-Horn cannot and does not guarantee that proposals, bids, or actual construction costs will not vary from its opinions of probable costs.

Sidewalk Barrier Conceptual Budget Summary

Sidewalk barriers are displayed for visual purposes only. Their associated costs are stored in the s yer, which is costed panel-by-panel in the Facility Priority Summary.

PROW Sidewalk Corridor Compliance Summary

Corridor

SAYLEE LN

Corridor Score & Severity

Score: 4

MEDIUM

Corridor Cost Summary

Facility Type		Cost
Sidewalk	$	71,578
Crosswalks	$	0
Curb Ramps	$	11,900
Missing Ramps	$	0

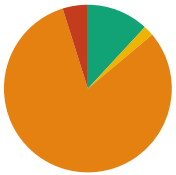

Sidewalk Barrier Priority Distribution

Priority	Percentage (%)
1	0%
2	5%
3	81%
4	2%
5	12%

Corridor Map



Facility Condition Summary

Sidewalks

Barrier Priority	Length (yd)		Cost
1	0	$	0
2	54	$	3,906
3	906	$	65,402
4	23	$	951
5	132	$	1,319
Total	1,115	$	71,578

Curb Ramps

Barrier Priority	Quantity		Cost
1	0	$	0
2	0	$	0
3	2	$	11,900
4	0	$	0
5	0	$	0
Total	2	$	11,900

Crosswalks

Barrier Priority	Length (yd)		Cost
1	0	$	0
2	0	$	0
3	0	$	0
4	0	$	0
5	0	$	0
Total	0	$	0

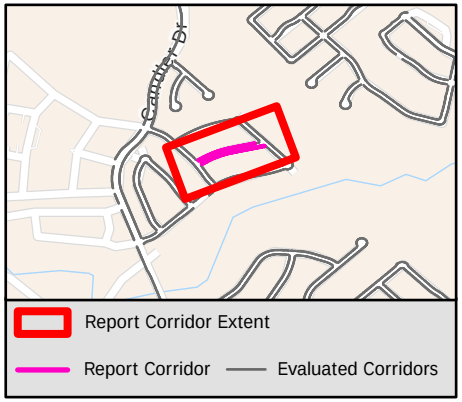

Sidewalk Barrier Summary

Pole	Quantity:	0
Fire Hydrant	Quantity:	0
Vault	Quantity:	0
Vegetation	Quantity:	8
Sign	Quantity:	0
Other	Quantity:	0

Missing Curb Ramps

Symbol	Quantity		Cost
	0	$	0

Curb Ramps Shown in Other Reports

Symbol	Quantity	Cost
	5	Other Report

Conceptual Budget Estimate Disclaimer

This "cost report" assigns a conceptual budget estimate to resolve non-compliance issues and was developed for planning purposes only. Kimley-Horn has no control over the cost of labor, materials, equipment, or over the Contractor's methods of determining prices or over competitive bidding or market conditions. Opinions of probable costs provided herein are based on the information known to Kimley-Horn at this time and represent only Kimley-Horn's judgment as a design professional familiar with the construction industry. Kimley-Horn cannot and does not guarantee that proposals, bids, or actual construction costs will not vary from its opinions of probable costs.

Sidewalk Barrier Conceptual Budget Summary

Sidewalk barriers are displayed for visual purposes only. Their associated costs are stored in the s yer, which is costed panel-by-panel in the Facility Priority Summary.

PROW Sidewalk Corridor Compliance Summary

Corridor

SCARLET OAK DR

Corridor Score & Severity

Score: 3
MEDIUM

Corridor Cost Summary

Facility Type		Cost
Sidewalk	$	46,135
Crosswalks	$	0
Curb Ramps	$	0
Missing Ramps	$	0

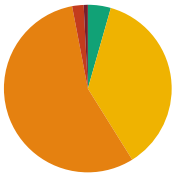

Sidewalk Barrier Priority Distribution

Priority	Percentage (%)
1	1%
2	2%
3	56%
4	37%
5	4%

Corridor Map

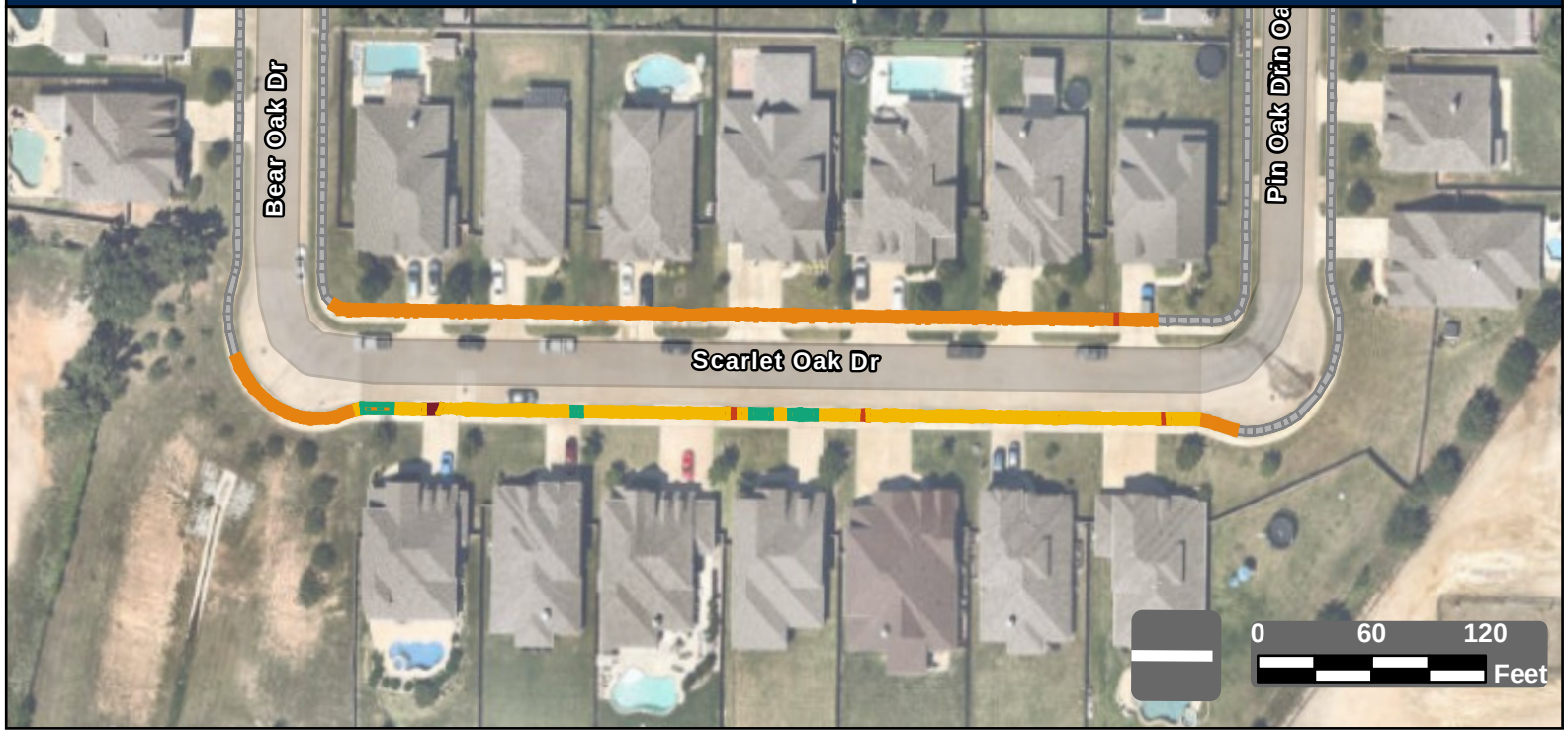

Facility Condition Summary

Sidewalks

Barrier Priority	Length (yd)		Cost
1	8	$	557
2	21	$	1,144
3	536	$	38,744
4	353	$	2,641
5	42	$	3,050
Total	960	$	46,135

Curb Ramps

Barrier Priority	Quantity		Cost
1	0	$	0
2	0	$	0
3	0	$	0
4	0	$	0
5	0	$	0
Total	0	$	0

Crosswalks

Barrier Priority	Length (yd)		Cost
1	0	$	0
2	0	$	0
3	0	$	0
4	0	$	0
5	0	$	0
Total	0	$	0

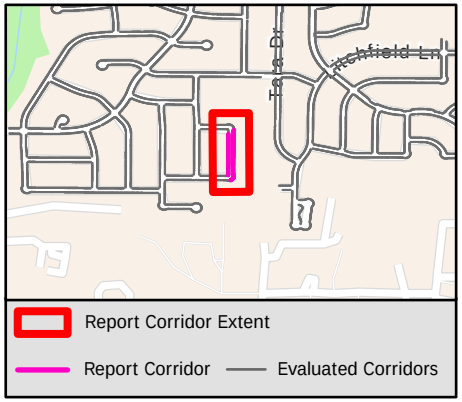

Sidewalk Barrier Summary

Pole	Quantity:	0
Fire Hydrant	Quantity:	0
Vault	Quantity:	0
Vegetation	Quantity:	0
Sign	Quantity:	0
Other	Quantity:	0

Missing Curb Ramps

Symbol	Quantity		Cost
	0	$	0

Curb Ramps Shown in Other Reports

Symbol	Quantity	Cost
	0	Other Report

Conceptual Budget Estimate Disclaimer

This "cost report" assigns a conceptual budget estimate to resolve non-compliance issues and was developed for planning purposes only. Kimley-Horn has no control over the cost of labor, materials, equipment, or over the Contractor's methods of determining prices or over competitive bidding or market conditions. Opinions of probable costs provided herein are based on the information known to Kimley-Horn at this time and represent only Kimley-Horn's judgment as a design professional familiar with the construction industry. Kimley-Horn cannot and does not guarantee that proposals, bids, or actual construction costs will not vary from its opinions of probable costs.

Sidewalk Barrier Conceptual Budget Summary

Sidewalk barriers are displayed for visual purposes only. Their associated costs are stored in the s yer, which is costed panel-by-panel in the Facility Priority Summary.

THE CITY OF BURLESON TEXAS

PROW Sidewalk Corridor Compliance Summary

Kimley»Horn

Item B.

Corridor

SCARLET SAGE PKWY

Corridor Score & Severity

Score: 4

MEDIUM

Corridor Cost Summary

Facility Type		Cost
Sidewalk	$	177,265
Crosswalks	$	2,619
Curb Ramps	$	22,350
Missing Ramps	$	14,000

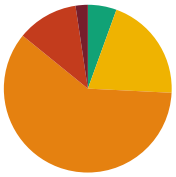

Sidewalk Barrier Priority Distribution

Priority	Percentage (%)
1	2%
2	12%
3	60%
4	20%
5	6%

Corridor Map



Facility Condition Summary

Sidewalks

Barrier Priority	Length (yd)		Cost
1	61	$	3,913
2	305	$	21,636
3	1,555	$	112,275
4	525	$	31,826
5	143	$	7,614
Total	2,589	$	177,265

Curb Ramps

Barrier Priority	Quantity		Cost
1	3	$	22,350
2	0	$	0
3	0	$	0
4	0	$	0
5	0	$	0
Total	3	$	22,350

Crosswalks

Barrier Priority	Length (yd)		Cost
1	0	$	0
2	0	$	0
3	0	$	0
4	26	$	2,619
5	21	$	
Total	47	$	2,619

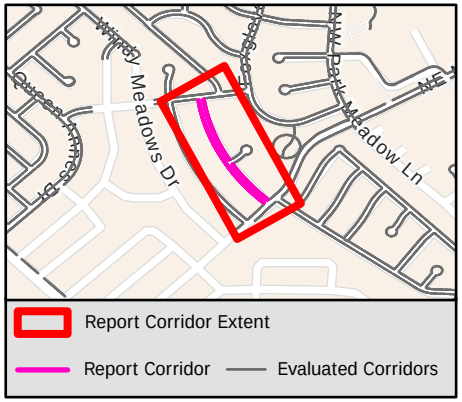

Sidewalk Barrier Summary

Pole	Quantity:	0
Fire Hydrant	Quantity:	0
Vault	Quantity:	0
Vegetation	Quantity:	0
Sign	Quantity:	0
Other	Quantity:	0

Missing Curb Ramps

Symbol	Quantity		Cost
	2	$	14,000

Curb Ramps Shown in Other Reports

Symbol	Quantity	Cost
	16	Other Report

Conceptual Budget Estimate Disclaimer

This "cost report" assigns a conceptual budget estimate to resolve non-compliance issues and was developed for planning purposes only. Kimley-Horn has no control over the cost of labor, materials, equipment, or over the Contractor's methods of determining prices or over competitive bidding or market conditions. Opinions of probable costs provided herein are based on the information known to Kimley-Horn at this time and represent only Kimley-Horn's judgment as a design professional familiar with the construction industry. Kimley-Horn cannot and does not guarantee that proposals, bids, or actual construction costs will not vary from its opinions of probable costs.

Sidewalk Barrier Conceptual Budget Summary

Sidewalk barriers are displayed for visual purposes only. Their associated costs are stored in the s yer, which is costed panel-by-panel in the Facility Priority Summary.

2087

PROW Sidewalk Corridor Compliance Summary

Corridor

SCHUMACHER DR

Corridor Score & Severity

Score: 5

LOW

Corridor Cost Summary

Facility Type		Cost
Sidewalk	$	110,043
Crosswalks	$	2,963
Curb Ramps	$	11,900
Missing Ramps	$	0

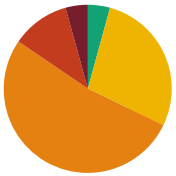

Sidewalk Barrier Priority Distribution

Priority	Percentage (%)
1	4%
2	11%
3	52%
4	28%
5	4%

Corridor Map



Facility Condition Summary

Sidewalks

Barrier Priority	Length (yd)		Cost
1	71	$	5,158
2	185	$	13,125
3	868	$	62,746
4	463	$	25,365
5	71	$	3,650
Total	1,658	$	110,043

Curb Ramps

Barrier Priority	Quantity		Cost
1	1	$	5,950
2	1	$	5,950
3	0	$	0
4	0	$	0
5	0	$	0
Total	2	$	11,900

Crosswalks

Barrier Priority	Length (yd)		Cost
1	0	$	0
2	7	$	713
3	0	$	0
4	24	$	2,250
5	105	$	
Total	136	$	2,963

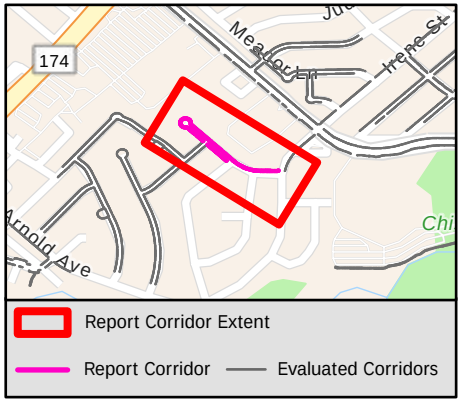

Sidewalk Barrier Summary

Pole	Quantity:	0
Fire Hydrant	Quantity:	0
Vault	Quantity:	0
Vegetation	Quantity:	0
Sign	Quantity:	0
Other	Quantity:	0

Missing Curb Ramps

Symbol	Quantity		Cost
	0	$	0

Curb Ramps Shown in Other Reports

Symbol	Quantity	Cost
	12	Other Report

Conceptual Budget Estimate Disclaimer

This "cost report" assigns a conceptual budget estimate to resolve non-compliance issues and was developed for planning purposes only. Kimley-Horn has no control over the cost of labor, materials, equipment, or over the Contractor's methods of determining prices or over competitive bidding or market conditions. Opinions of probable costs provided herein are based on the information known to Kimley-Horn at this time and represent only Kimley-Horn's judgment as a design professional familiar with the construction industry. Kimley-Horn cannot and does not guarantee that proposals, bids, or actual construction costs will not vary from its opinions of probable costs.

Sidewalk Barrier Conceptual Budget Summary

Sidewalk barriers are displayed for visual purposes only. Their associated costs are stored in the s yer, which is costed panel-by-panel in the Facility Priority Summary.

2088

PROW Sidewalk Corridor Compliance Summary

Corridor

SENNA DR

Corridor Score & Severity

Score: 3
MEDIUM

Corridor Cost Summary

Facility Type		Cost
Sidewalk	$	27,338
Crosswalks	$	0
Curb Ramps	$	20,300
Missing Ramps	$	0

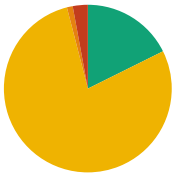

Sidewalk Barrier Priority Distribution

Priority	Percentage (%)
1	0%
2	3%
3	1%
4	78%
5	18%

Corridor Map



Facility Condition Summary

Sidewalks

Barrier Priority	Length (yd)		Cost
1	0	$	0
2	34	$	1,805
3	13	$	958
4	934	$	16,144
5	210	$	8,430
Total	1,192	$	27,338

Curb Ramps

Barrier Priority	Quantity		Cost
1	0	$	0
2	0	$	0
3	3	$	14,350
4	1	$	5,950
5	0	$	0
Total	4	$	20,300

Crosswalks

Barrier Priority	Length (yd)		Cost
1	0	$	0
2	0	$	0
3	0	$	0
4	0	$	0
5	0	$	0
Total	0	$	0

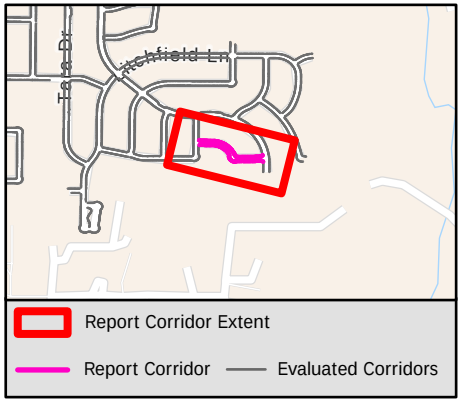

Sidewalk Barrier Summary

Pole	Quantity:	0
Fire Hydrant	Quantity:	0
Vault	Quantity:	0
Vegetation	Quantity:	0
Sign	Quantity:	0
Other	Quantity:	0

Missing Curb Ramps

Symbol	Quantity		Cost
	0	$	0

Curb Ramps Shown in Other Reports

Symbol	Quantity	Cost
	2	Other Report

Conceptual Budget Estimate Disclaimer

This "cost report" assigns a conceptual budget estimate to resolve non-compliance issues and was developed for planning purposes only. Kimley-Horn has no control over the cost of labor, materials, equipment, or over the Contractor's methods of determining prices or over competitive bidding or market conditions. Opinions of probable costs provided herein are based on the information known to Kimley-Horn at this time and represent only Kimley-Horn's judgment as a design professional familiar with the construction industry. Kimley-Horn cannot and does not guarantee that proposals, bids, or actual construction costs will not vary from its opinions of probable costs.

Sidewalk Barrier Conceptual Budget Summary

Sidewalk barriers are displayed for visual purposes only. Their associated costs are stored in the s[illegible]yer, which is costed panel-by-panel in the Facility Priority Summary.

2089

PROW Sidewalk Corridor Compliance Summary

Corridor

SHADY CT

Corridor Score & Severity

Score: 3

MEDIUM

Corridor Cost Summary

Facility Type		Cost
Sidewalk	$	41,745
Crosswalks	$	0
Curb Ramps	$	0
Missing Ramps	$	0

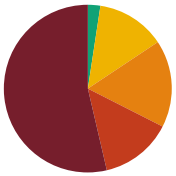

Sidewalk Barrier Priority Distribution

Priority	Percentage (%)
1	54%
2	14%
3	17%
4	13%
5	2%

Corridor Map

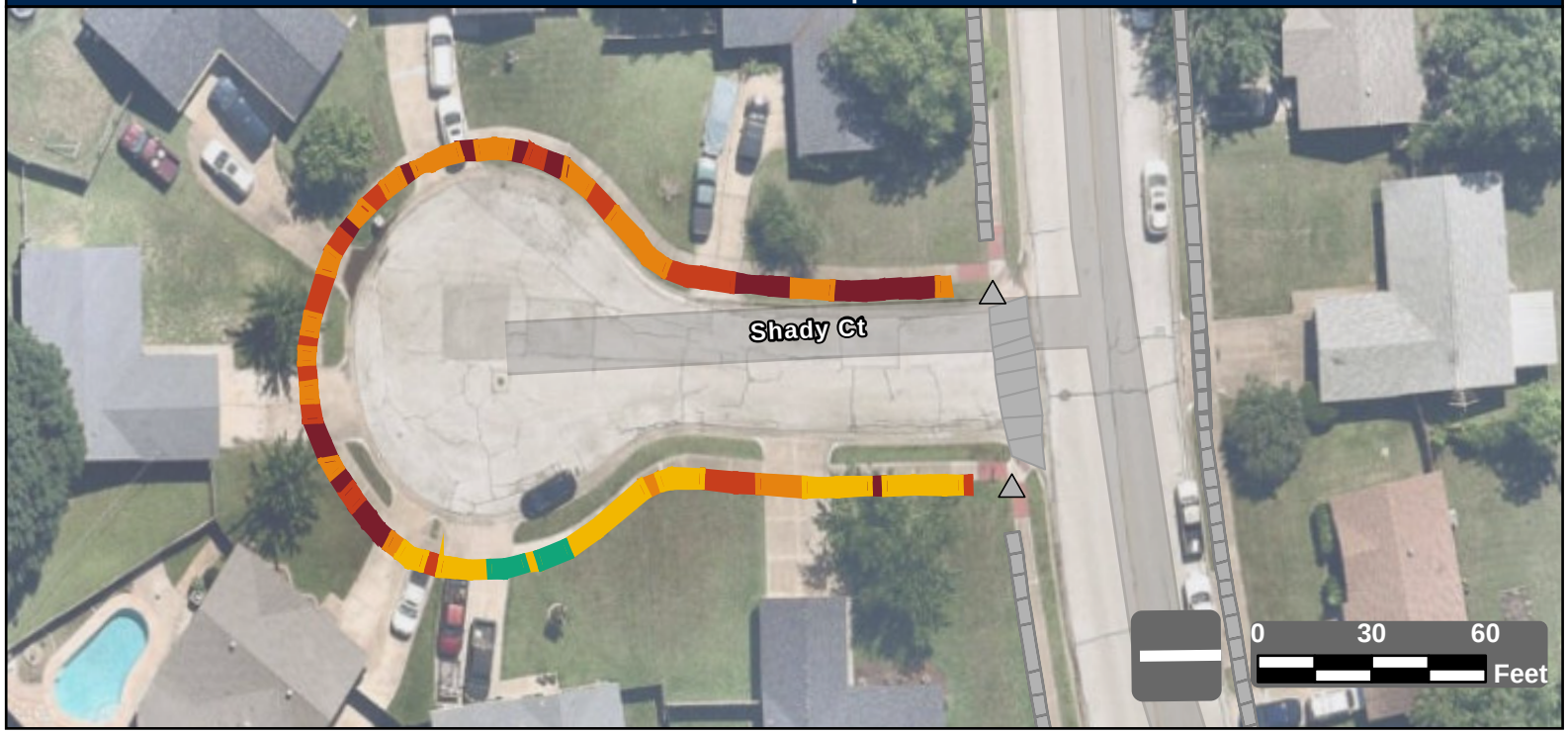

Facility Condition Summary

Sidewalks

Barrier Priority	Length (yd)		Cost
1	341	$	24,153
2	88	$	5,943
3	107	$	7,725
4	84	$	2,819
5	15	$	1,105
Total	635	$	41,745

Curb Ramps

Barrier Priority	Quantity		Cost
1	0	$	0
2	0	$	0
3	0	$	0
4	0	$	0
5	0	$	0
Total	0	$	0

Crosswalks

Barrier Priority	Length (yd)		Cost
1	0	$	0
2	0	$	0
3	0	$	0
4	0	$	0
5	0	$	0
Total	0	$	0

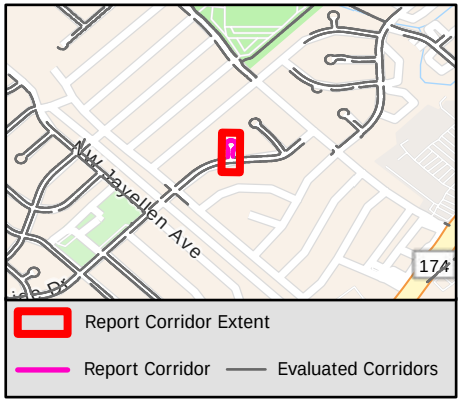

Sidewalk Barrier Summary

Pole	Quantity:	0
Fire Hydrant	Quantity:	0
Vault	Quantity:	0
Vegetation	Quantity:	0
Sign	Quantity:	0
Other	Quantity:	0

Missing Curb Ramps

Symbol	Quantity		Cost
	0	$	0

Curb Ramps Shown in Other Reports

Symbol	Quantity	Cost
	2	Other Report

Conceptual Budget Estimate Disclaimer

This "cost report" assigns a conceptual budget estimate to resolve non-compliance issues and was developed for planning purposes only. Kimley-Horn has no control over the cost of labor, materials, equipment, or over the Contractor's methods of determining prices or over competitive bidding or market conditions. Opinions of probable costs provided herein are based on the information known to Kimley-Horn at this time and represent only Kimley-Horn's judgment as a design professional familiar with the construction industry. Kimley-Horn cannot and does not guarantee that proposals, bids, or actual construction costs will not vary from its opinions of probable costs.

Sidewalk Barrier Conceptual Budget Summary

Sidewalk barriers are displayed for visual purposes only. Their associated costs are stored in the s ver, which is costed panel-by-panel in the Facility Priority Summary.

2090

PROW Sidewalk Corridor Compliance Summary

Corridor

SHADY OAKS DR

Corridor Score & Severity

Score: 2

HIGH

Corridor Cost Summary

Facility Type		Cost
Sidewalk	$	0
Crosswalks	$	0
Curb Ramps	$	14,900
Missing Ramps	$	0

Sidewalk Barrier Priority Distribution

Priority	Percentage (%)
1	%
2	%
3	%
4	%
5	%

Corridor Map



Facility Condition Summary

Sidewalks

Barrier Priority	Length (yd)		Cost
1	0	$	0
2	0	$	0
3	0	$	0
4	0	$	0
5	0	$	0
Total	0	$	0

Curb Ramps

Barrier Priority	Quantity		Cost
1	0	$	0
2	1	$	5,950
3	1	$	8,950
4	0	$	0
5	0	$	0
Total	2	$	14,900

Crosswalks

Barrier Priority	Length (yd)		Cost
1	0	$	0
2	0	$	0
3	0	$	0
4	0	$	0
5	0	$	0
Total	0	$	0

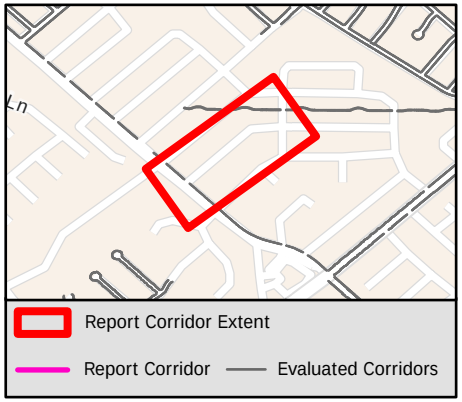

Sidewalk Barrier Summary

Pole	Quantity:	0
Fire Hydrant	Quantity:	0
Vault	Quantity:	0
Vegetation	Quantity:	0
Sign	Quantity:	0
Other	Quantity:	0

Missing Curb Ramps

Symbol	Quantity		Cost
	0	$	0

Curb Ramps Shown in Other Reports

Symbol	Quantity	Cost
	6	Other Report

Conceptual Budget Estimate Disclaimer

This "cost report" assigns a conceptual budget estimate to resolve non-compliance issues and was developed for planning purposes only. Kimley-Horn has no control over the cost of labor, materials, equipment, or over the Contractor's methods of determining prices or over competitive bidding or market conditions. Opinions of probable costs provided herein are based on the information known to Kimley-Horn at this time and represent only Kimley-Horn's judgment as a design professional familiar with the construction industry. Kimley-Horn cannot and does not guarantee that proposals, bids, or actual construction costs will not vary from its opinions of probable costs.

Sidewalk Barrier Conceptual Budget Summary

Sidewalk barriers are displayed for visual purposes only. Their associated costs are stored in the s yer, which is costed panel-by-panel in the Facility Priority Summary.

PROW Sidewalk Corridor Compliance Summary

Corridor

SHADY TREE CT

Corridor Score & Severity

Score: 3

MEDIUM

Corridor Cost Summary

Facility Type		Cost
Sidewalk	$	37,128
Crosswalks	$	0
Curb Ramps	$	5,950
Missing Ramps	$	0

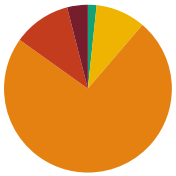

Sidewalk Barrier Priority Distribution

Priority	Percentage (%)
1	4%
2	11%
3	74%
4	10%
5	2%

Corridor Map

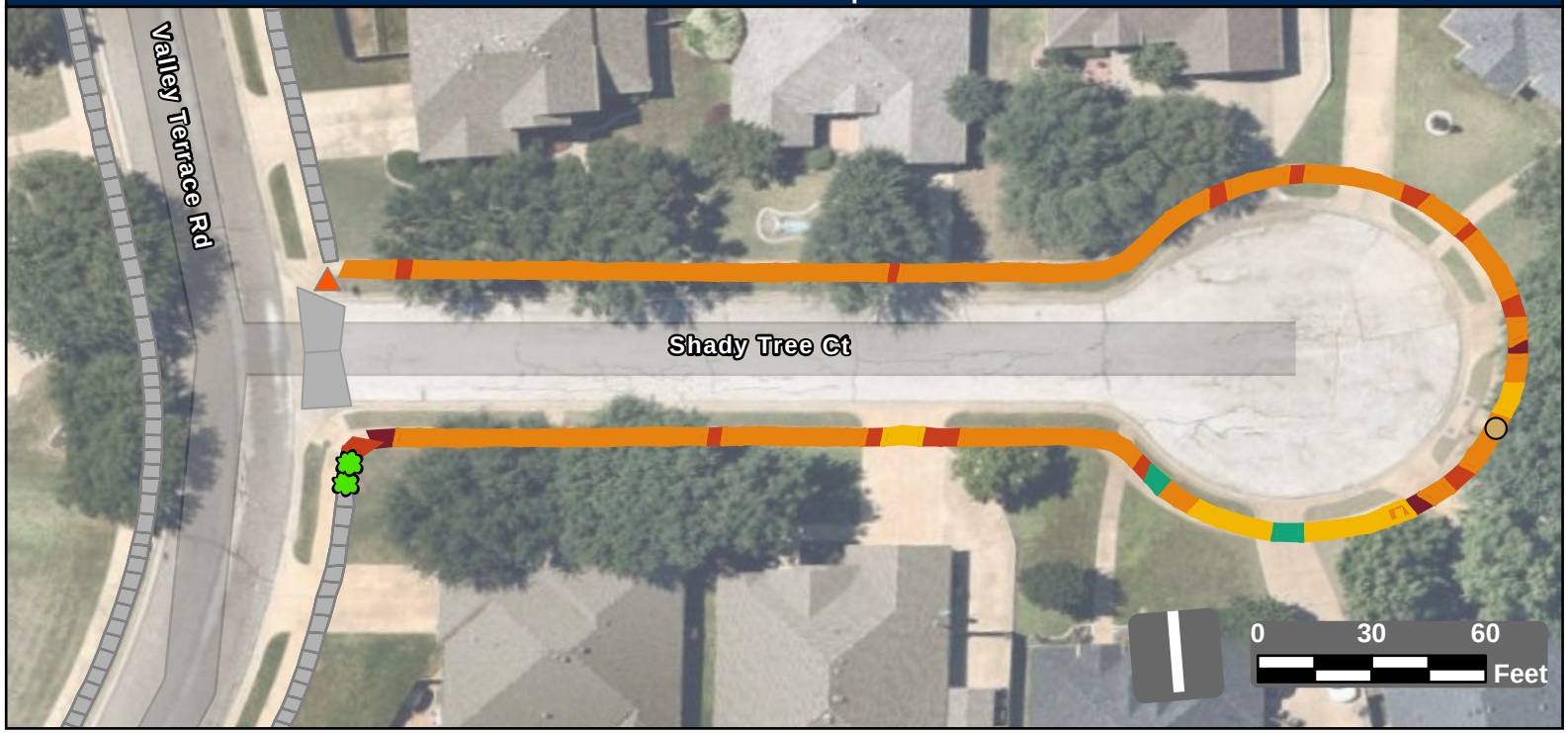

Facility Condition Summary

Sidewalks

Barrier Priority	Length (yd)		Cost
1	22	$	1,562
2	61	$	4,263
3	401	$	28,974
4	52	$	1,677
5	9	$	651
Total	545	$	37,128

Curb Ramps

Barrier Priority	Quantity		Cost
1	0	$	0
2	1	$	5,950
3	0	$	0
4	0	$	0
5	0	$	0
Total	1	$	5,950

Crosswalks

Barrier Priority	Length (yd)		Cost
1	0	$	0
2	0	$	0
3	0	$	0
4	0	$	0
5	0	$	0
Total	0	$	0

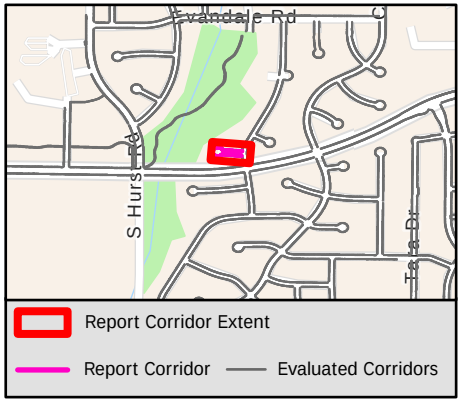

Sidewalk Barrier Summary

Pole	Quantity:	1
Fire Hydrant	Quantity:	0
Vault	Quantity:	0
Vegetation	Quantity:	2
Sign	Quantity:	0
Other	Quantity:	0

Missing Curb Ramps

Symbol	Quantity		Cost
	0	$	0

Curb Ramps Shown in Other Reports

Symbol	Quantity	Cost
	0	Other Report

Conceptual Budget Estimate Disclaimer

This "cost report" assigns a conceptual budget estimate to resolve non-compliance issues and was developed for planning purposes only. Kimley-Horn has no control over the cost of labor, materials, equipment, or over the Contractor's methods of determining prices or over competitive bidding or market conditions. Opinions of probable costs provided herein are based on the information known to Kimley-Horn at this time and represent only Kimley-Horn's judgment as a design professional familiar with the construction industry. Kimley-Horn cannot and does not guarantee that proposals, bids, or actual construction costs will not vary from its opinions of probable costs.

Sidewalk Barrier Conceptual Budget Summary

Sidewalk barriers are displayed for visual purposes only. Their associated costs are stored in the s ver, which is costed panel-by-panel in the Facility Priority Summary.

PROW Sidewalk Corridor Compliance Summary

Corridor

SHAMROCK DR

Corridor Score & Severity

Score: 4

MEDIUM

Corridor Cost Summary

Facility Type		Cost
Sidewalk	$	5,231
Crosswalks	$	0
Curb Ramps	$	0
Missing Ramps	$	0

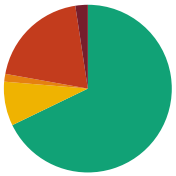

Sidewalk Barrier Priority Distribution

Priority	Percentage (%)
1	2%
2	20%
3	1%
4	9%
5	68%

Corridor Map



Facility Condition Summary

Sidewalks

Barrier Priority	Length (yd)		Cost
1	6	$	208
2	48	$	2,238
3	4	$	255
4	21	$	1,513
5	163	$	1,018
Total	241	$	5,231

Curb Ramps

Barrier Priority	Quantity		Cost
1	0	$	0
2	0	$	0
3	0	$	0
4	0	$	0
5	0	$	0
Total	0	$	0

Crosswalks

Barrier Priority	Length (yd)		Cost
1	0	$	0
2	0	$	0
3	0	$	0
4	0	$	0
5	0	$	0
Total	0	$	0

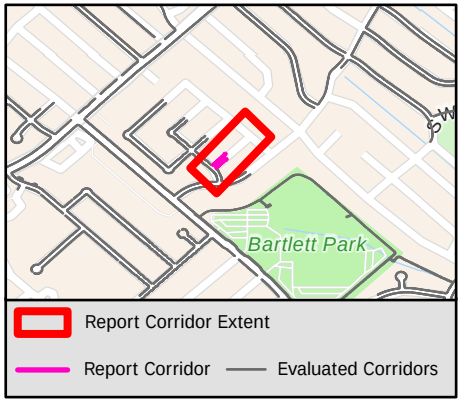

Sidewalk Barrier Summary

Pole	Quantity:	0
Fire Hydrant	Quantity:	0
Vault	Quantity:	0
Vegetation	Quantity:	0
Sign	Quantity:	0
Other	Quantity:	0

Missing Curb Ramps

Symbol	Quantity		Cost
	0	$	0

Curb Ramps Shown in Other Reports

Symbol	Quantity	Cost
	4	Other Report

Conceptual Budget Estimate Disclaimer

This "cost report" assigns a conceptual budget estimate to resolve non-compliance issues and was developed for planning purposes only. Kimley-Horn has no control over the cost of labor, materials, equipment, or over the Contractor's methods of determining prices or over competitive bidding or market conditions. Opinions of probable costs provided herein are based on the information known to Kimley-Horn at this time and represent only Kimley-Horn's judgment as a design professional familiar with the construction industry. Kimley-Horn cannot and does not guarantee that proposals, bids, or actual construction costs will not vary from its opinions of probable costs.

Sidewalk Barrier Conceptual Budget Summary

Sidewalk barriers are displayed for visual purposes only. Their associated costs are stored in the s… yer, which is costed panel-by-panel in the Facility Priority Summary.

2093

PROW Sidewalk Corridor Compliance Summary

Corridor

SHANE LN

Corridor Score & Severity

Score: 1
HIGH

Corridor Cost Summary

Facility Type		Cost
Sidewalk	$	100,472
Crosswalks	$	0
Curb Ramps	$	0
Missing Ramps	$	7,000

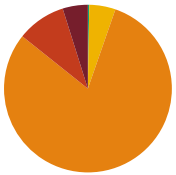

Sidewalk Barrier Priority Distribution

Priority	Percentage (%)
1	5%
2	9%
3	80%
4	5%
5	0%

Corridor Map

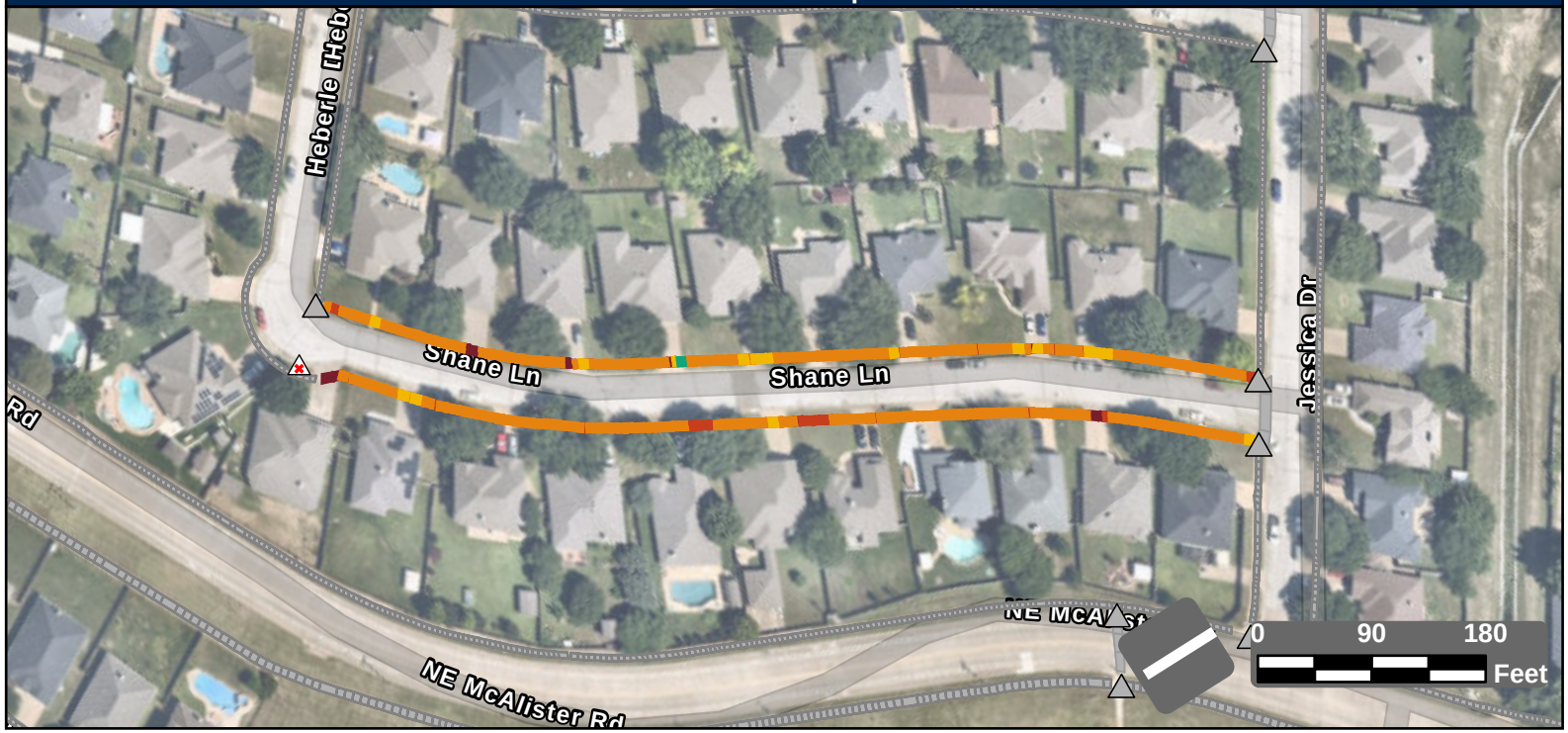

Facility Condition Summary

Sidewalks

Barrier Priority	Length (yd)		Cost
1	70	$	5,046
2	136	$	9,492
3	1,161	$	83,828
4	73	$	1,846
5	4	$	260
Total	1,443	$	100,472

Curb Ramps

Barrier Priority	Quantity		Cost
1	0	$	0
2	0	$	0
3	0	$	0
4	0	$	0
5	0	$	0
Total	0	$	0

Crosswalks

Barrier Priority	Length (yd)		Cost
1	0	$	0
2	0	$	0
3	0	$	0
4	0	$	0
5	0	$	0
Total	0	$	0

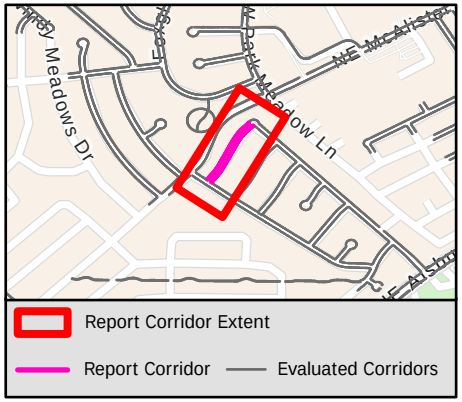

Sidewalk Barrier Summary

Pole	Quantity:	0
Fire Hydrant	Quantity:	0
Vault	Quantity:	0
Vegetation	Quantity:	0
Sign	Quantity:	0
Other	Quantity:	0

Missing Curb Ramps

Symbol	Quantity		Cost
	1	$	7,000

Curb Ramps Shown in Other Reports

Symbol	Quantity	Cost
	8	Other Report

Conceptual Budget Estimate Disclaimer

This "cost report" assigns a conceptual budget estimate to resolve non-compliance issues and was developed for planning purposes only. Kimley-Horn has no control over the cost of labor, materials, equipment, or over the Contractor's methods of determining prices or over competitive bidding or market conditions. Opinions of probable costs provided herein are based on the information known to Kimley-Horn at this time and represent only Kimley-Horn's judgment as a design professional familiar with the construction industry. Kimley-Horn cannot and does not guarantee that proposals, bids, or actual construction costs will not vary from its opinions of probable costs.

Sidewalk Barrier Conceptual Budget Summary

Sidewalk barriers are displayed for visual purposes only. Their associated costs are stored in the s yer, which is costed panel-by-panel in the Facility Priority Summary.

2094

PROW Sidewalk Corridor Compliance Summary

Corridor

SHASTA DR

Corridor Score & Severity

Score: 5

LOW

Corridor Cost Summary

Facility Type		Cost
Sidewalk	$	6,679
Crosswalks	$	0
Curb Ramps	$	0
Missing Ramps	$	0



Sidewalk Barrier Priority Distribution

Priority	Percentage (%)
1	0%
2	9%
3	32%
4	25%
5	35%

Corridor Map



Facility Condition Summary

Sidewalks

Barrier Priority	Length (yd)		Cost
1	0	$	0
2	11	$	782
3	39	$	2,816
4	31	$	383
5	43	$	2,699
Total	123	$	6,679

Curb Ramps

Barrier Priority	Quantity		Cost
1	0	$	0
2	0	$	0
3	0	$	0
4	0	$	0
5	0	$	0
Total	0	$	0

Crosswalks

Barrier Priority	Length (yd)		Cost
1	0	$	0
2	0	$	0
3	0	$	0
4	0	$	0
5	26	$	0
Total	26	$	0

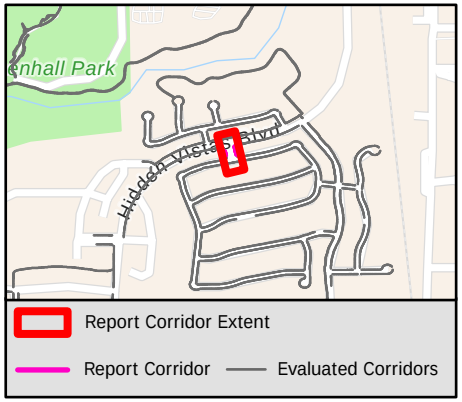

Sidewalk Barrier Summary

Pole	Quantity:	0
Fire Hydrant	Quantity:	0
Vault	Quantity:	0
Vegetation	Quantity:	0
Sign	Quantity:	0
Other	Quantity:	0

Missing Curb Ramps

Symbol	Quantity		Cost
	0	$	0

Curb Ramps Shown in Other Reports

Symbol	Quantity	Cost
	6	Other Report

Conceptual Budget Estimate Disclaimer

This "cost report" assigns a conceptual budget estimate to resolve non-compliance issues and was developed for planning purposes only. Kimley-Horn has no control over the cost of labor, materials, equipment, or over the Contractor's methods of determining prices or over competitive bidding or market conditions. Opinions of probable costs provided herein are based on the information known to Kimley-Horn at this time and represent only Kimley-Horn's judgment as a design professional familiar with the construction industry. Kimley-Horn cannot and does not guarantee that proposals, bids, or actual construction costs will not vary from its opinions of probable costs.

Sidewalk Barrier Conceptual Budget Summary

Sidewalk barriers are displayed for visual purposes only. Their associated costs are stored in the s yer, which is costed panel-by-panel in the Facility Priority Summary.

PROW Sidewalk Corridor Compliance Summary

Corridor

SHELBY DR

Corridor Score & Severity

Score: 4

MEDIUM

Corridor Cost Summary

Facility Type		Cost
Sidewalk	$	80,338
Crosswalks	$	0
Curb Ramps	$	0
Missing Ramps	$	0

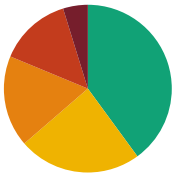

Sidewalk Barrier Priority Distribution

Priority	Percentage (%)
1	5%
2	14%
3	18%
4	24%
5	40%

Corridor Map

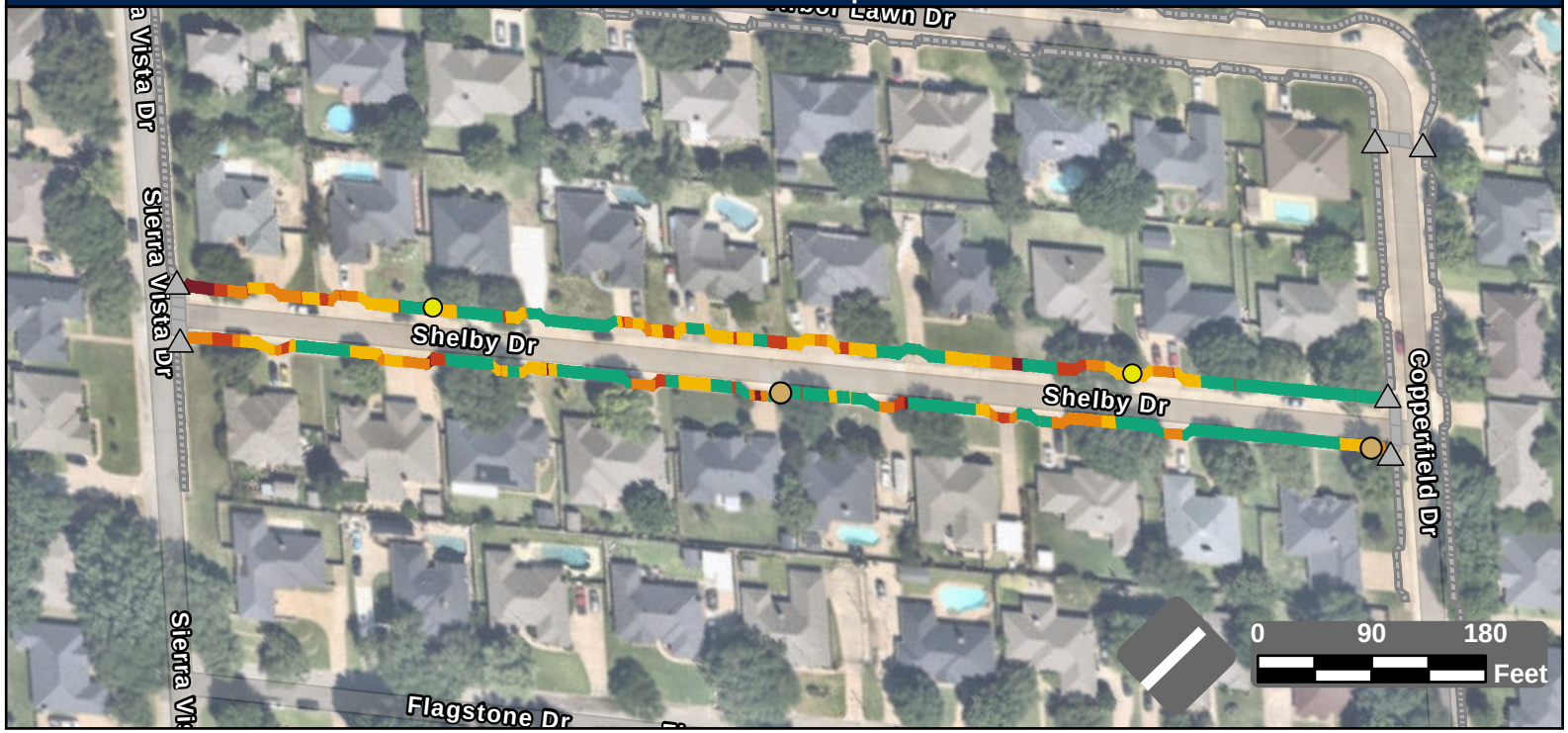

Facility Condition Summary

Sidewalks

Barrier Priority	Length (yd)		Cost
1	83	$	5,266
2	242	$	15,108
3	305	$	22,121
4	410	$	29,799
5	692	$	8,044
Total	1,731	$	80,338

Curb Ramps

Barrier Priority	Quantity		Cost
1	0	$	0
2	0	$	0
3	0	$	0
4	0	$	0
5	0	$	0
Total	0	$	0

Crosswalks

Barrier Priority	Length (yd)		Cost
1	0	$	0
2	0	$	0
3	0	$	0
4	0	$	0
5	0	$	0
Total	0	$	0

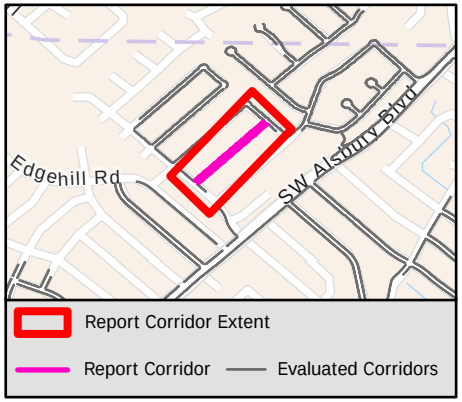

Sidewalk Barrier Summary

Pole	Quantity:	2
Fire Hydrant	Quantity:	0
Vault	Quantity:	0
Vegetation	Quantity:	0
Sign	Quantity:	0
Other	Quantity:	2

Missing Curb Ramps

Symbol	Quantity		Cost
	0	$	0

Curb Ramps Shown in Other Reports

Symbol	Quantity	Cost
	6	Other Report

Conceptual Budget Estimate Disclaimer

This "cost report" assigns a conceptual budget estimate to resolve non-compliance issues and was developed for planning purposes only. Kimley-Horn has no control over the cost of labor, materials, equipment, or over the Contractor's methods of determining prices or over competitive bidding or market conditions. Opinions of probable costs provided herein are based on the information known to Kimley-Horn at this time and represent only Kimley-Horn's judgment as a design professional familiar with the construction industry. Kimley-Horn cannot and does not guarantee that proposals, bids, or actual construction costs will not vary from its opinions of probable costs.

Sidewalk Barrier Conceptual Budget Summary

Sidewalk barriers are displayed for visual purposes only. Their associated costs are stored in the s yer, which is costed panel-by-panel in the Facility Priority Summary.

PROW Sidewalk Corridor Compliance Summary

Corridor

SHELLEY DR

Corridor Score & Severity

Score: 5

LOW

Corridor Cost Summary

Facility Type		Cost
Sidewalk	$	94,539
Crosswalks	$	0
Curb Ramps	$	17,900
Missing Ramps	$	0

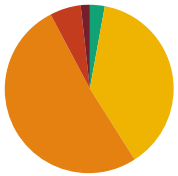

Sidewalk Barrier Priority Distribution

Priority	Percentage (%)
1	2%
2	6%
3	51%
4	38%
5	3%

Corridor Map

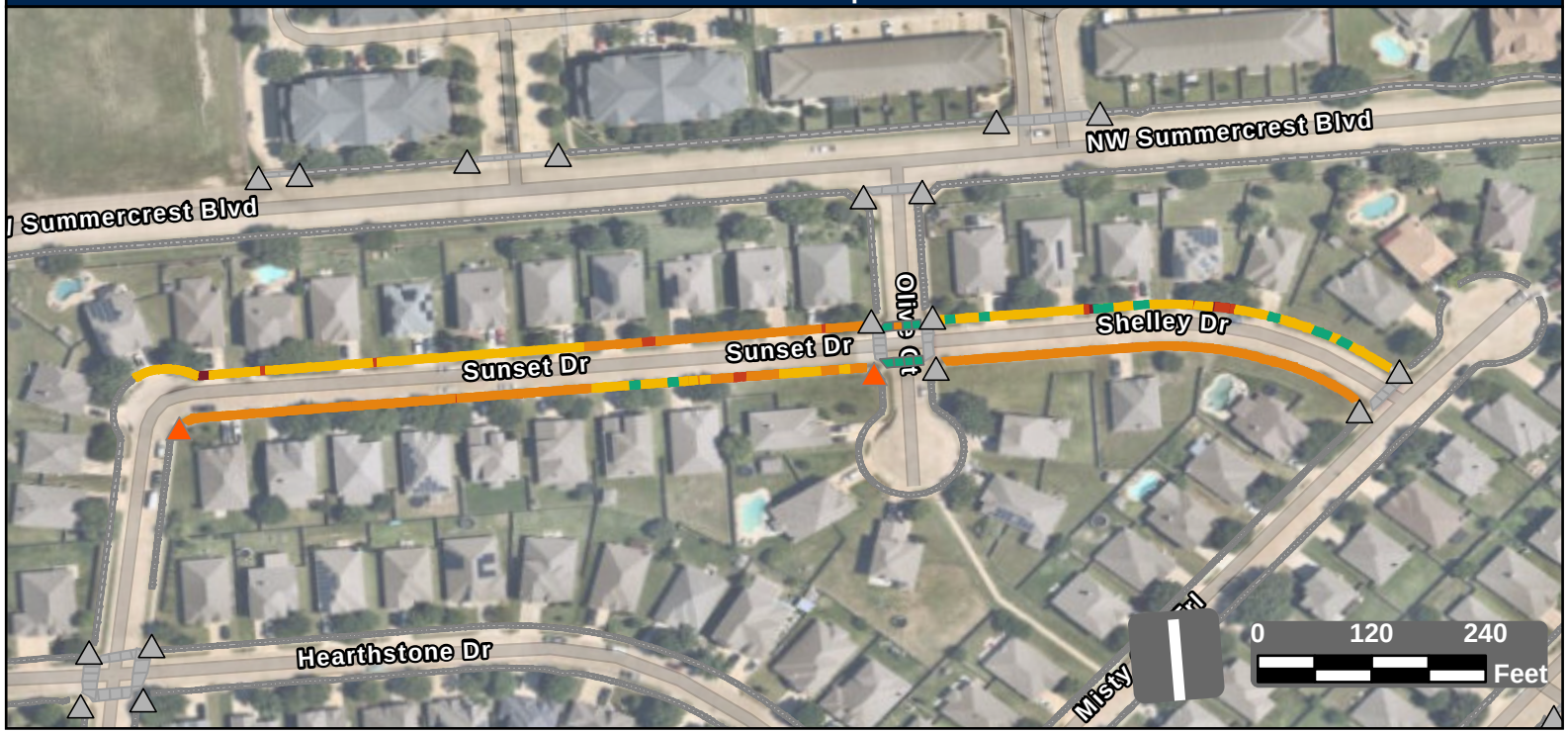

Facility Condition Summary

Sidewalks

Barrier Priority	Length (yd)		Cost
1	35	$	1,443
2	121	$	7,314
3	1,035	$	74,771
4	772	$	6,864
5	57	$	4,146
Total	2,021	$	94,539

Curb Ramps

Barrier Priority	Quantity		Cost
1	0	$	0
2	2	$	17,900
3	0	$	0
4	0	$	0
5	0	$	0
Total	2	$	17,900

Crosswalks

Barrier Priority	Length (yd)		Cost
1	0	$	0
2	0	$	0
3	10	$	0
4	0	$	0
5	72	$	
Total	82	$	0

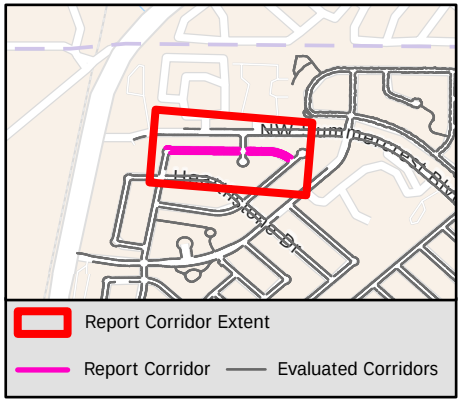

Sidewalk Barrier Summary

Pole	Quantity:	0
Fire Hydrant	Quantity:	0
Vault	Quantity:	0
Vegetation	Quantity:	0
Sign	Quantity:	0
Other	Quantity:	0

Missing Curb Ramps

Symbol	Quantity		Cost
	0	$	0

Curb Ramps Shown in Other Reports

Symbol	Quantity	Cost
	19	Other Report

Conceptual Budget Estimate Disclaimer

This "cost report" assigns a conceptual budget estimate to resolve non-compliance issues and was developed for planning purposes only. Kimley-Horn has no control over the cost of labor, materials, equipment, or over the Contractor's methods of determining prices or over competitive bidding or market conditions. Opinions of probable costs provided herein are based on the information known to Kimley-Horn at this time and represent only Kimley-Horn's judgment as a design professional familiar with the construction industry. Kimley-Horn cannot and does not guarantee that proposals, bids, or actual construction costs will not vary from its opinions of probable costs.

Sidewalk Barrier Conceptual Budget Summary

Sidewalk barriers are displayed for visual purposes only. Their associated costs are stored in the s yer, which is costed panel-by-panel in the Facility Priority Summary.

PROW Sidewalk Corridor Compliance Summary

Corridor

SHENANDOAH DR

Corridor Score & Severity

Score: 4

MEDIUM

Corridor Cost Summary

Facility Type		Cost
Sidewalk	$	43,957
Crosswalks	$	0
Curb Ramps	$	7,450
Missing Ramps	$	7,000

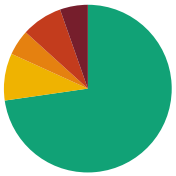

Sidewalk Barrier Priority Distribution

Priority	Percentage (%)
1	5%
2	8%
3	5%
4	9%
5	73%

Corridor Map



Facility Condition Summary

Sidewalks

Barrier Priority	Length (yd)		Cost
1	93	$	4,990
2	137	$	7,467
3	85	$	6,163
4	157	$	11,698
5	1,257	$	13,639
Total	1,729	$	43,957

Curb Ramps

Barrier Priority	Quantity		Cost
1	0	$	0
2	1	$	7,450
3	0	$	0
4	0	$	0
5	0	$	0
Total	1	$	7,450

Crosswalks

Barrier Priority	Length (yd)		Cost
1	0	$	0
2	0	$	0
3	0	$	0
4	0	$	0
5	0	$	0
Total	0	$	0

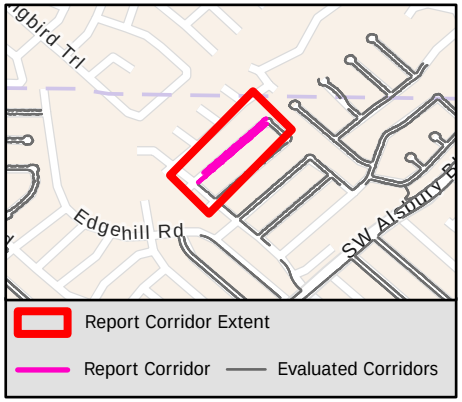

Sidewalk Barrier Summary

Pole	Quantity:	0
Fire Hydrant	Quantity:	0
Vault	Quantity:	0
Vegetation	Quantity:	0
Sign	Quantity:	0
Other	Quantity:	2

Missing Curb Ramps

Symbol	Quantity		Cost
	1	$	7,000

Curb Ramps Shown in Other Reports

Symbol	Quantity	Cost
	4	Other Report

Conceptual Budget Estimate Disclaimer

This "cost report" assigns a conceptual budget estimate to resolve non-compliance issues and was developed for planning purposes only. Kimley-Horn has no control over the cost of labor, materials, equipment, or over the Contractor's methods of determining prices or over competitive bidding or market conditions. Opinions of probable costs provided herein are based on the information known to Kimley-Horn at this time and represent only Kimley-Horn's judgment as a design professional familiar with the construction industry. Kimley-Horn cannot and does not guarantee that proposals, bids, or actual construction costs will not vary from its opinions of probable costs.

Sidewalk Barrier Conceptual Budget Summary

Sidewalk barriers are displayed for visual purposes only. Their associated costs are stored in the s yer, which is costed panel-by-panel in the Facility Priority Summary.

PROW Sidewalk Corridor Compliance Summary

Corridor

SHERYN DR

Corridor Score & Severity

Score: 5

LOW

Corridor Cost Summary

Facility Type		Cost
Sidewalk	$	102,773
Crosswalks	$	
Curb Ramps	$	17,900
Missing Ramps	$	0

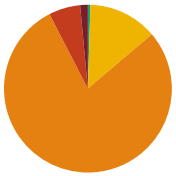

Sidewalk Barrier Priority Distribution

Priority	Percentage (%)
1	1%
2	6%
3	79%
4	13%
5	1%

Corridor Map



Facility Condition Summary

Sidewalks

Barrier Priority	Length (yd)		Cost
1	21	$	1,543
2	87	$	6,317
3	1,130	$	81,594
4	190	$	12,797
5	7	$	522
Total	1,436	$	102,773

Curb Ramps

Barrier Priority	Quantity		Cost
1	0	$	0
2	2	$	17,900
3	0	$	0
4	0	$	0
5	0	$	0
Total	2	$	17,900

Crosswalks

Barrier Priority	Length (yd)		Cost
1	0	$	0
2	0	$	0
3	0	$	0
4	0	$	0
5	65	$	
Total	65	$	

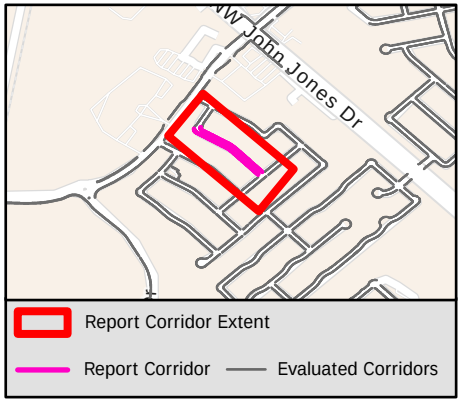

Sidewalk Barrier Summary

Pole	Quantity:	0
Fire Hydrant	Quantity:	0
Vault	Quantity:	0
Vegetation	Quantity:	0
Sign	Quantity:	0
Other	Quantity:	0

Missing Curb Ramps

Symbol	Quantity		Cost
	0	$	0

Curb Ramps Shown in Other Reports

Symbol	Quantity	Cost
	6	Other Report

Conceptual Budget Estimate Disclaimer

This "cost report" assigns a conceptual budget estimate to resolve non-compliance issues and was developed for planning purposes only. Kimley-Horn has no control over the cost of labor, materials, equipment, or over the Contractor's methods of determining prices or over competitive bidding or market conditions. Opinions of probable costs provided herein are based on the information known to Kimley-Horn at this time and represent only Kimley-Horn's judgment as a design professional familiar with the construction industry. Kimley-Horn cannot and does not guarantee that proposals, bids, or actual construction costs will not vary from its opinions of probable costs.

Sidewalk Barrier Conceptual Budget Summary

Sidewalk barriers are displayed for visual purposes only. Their associated costs are stored in the s yer, which is costed panel-by-panel in the Facility Priority Summary.

2099

PROW Sidewalk Corridor Compliance Summary

Corridor

SHORELINE DR

Corridor Score & Severity

Score: 4
MEDIUM

Corridor Cost Summary

Facility Type		Cost
Sidewalk	$	299,785
Crosswalks	$	14,934
Curb Ramps	$	47,700
Missing Ramps	$	14,000

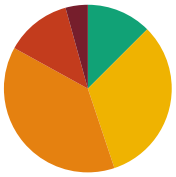

Sidewalk Barrier Priority Distribution

Priority	Percentage (%)
1	4%
2	13%
3	38%
4	32%
5	13%

Corridor Map



Facility Condition Summary

Sidewalks

Barrier Priority	Length (yd)		Cost
1	216	$	14,472
2	640	$	42,682
3	1,923	$	138,896
4	1,631	$	81,503
5	630	$	22,232
Total	5,040	$	299,785

Curb Ramps

Barrier Priority	Quantity		Cost
1	3	$	22,350
2	1	$	7,450
3	2	$	17,900
4	0	$	0
5	0	$	0
Total	6	$	47,700

Crosswalks

Barrier Priority	Length (yd)		Cost
1	0	$	0
2	22	$	2,339
3	15	$	
4	156	$	12,595
5	30	$	
Total	223	$	14,934

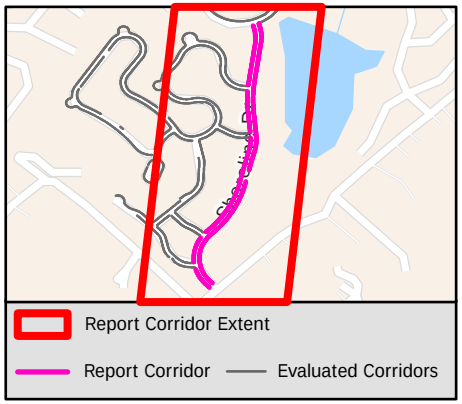

Sidewalk Barrier Summary

Pole	Quantity:	0
Fire Hydrant	Quantity:	0
Vault	Quantity:	0
Vegetation	Quantity:	0
Sign	Quantity:	0
Other	Quantity:	0

Missing Curb Ramps

Symbol	Quantity		Cost
	2	$	14,000

Curb Ramps Shown in Other Reports

Symbol	Quantity	Cost
	19	Other Report

Conceptual Budget Estimate Disclaimer

This "cost report" assigns a conceptual budget estimate to resolve non-compliance issues and was developed for planning purposes only. Kimley-Horn has no control over the cost of labor, materials, equipment, or over the Contractor's methods of determining prices or over competitive bidding or market conditions. Opinions of probable costs provided herein are based on the information known to Kimley-Horn at this time and represent only Kimley-Horn's judgment as a design professional familiar with the construction industry. Kimley-Horn cannot and does not guarantee that proposals, bids, or actual construction costs will not vary from its opinions of probable costs.

Sidewalk Barrier Conceptual Budget Summary

Sidewalk barriers are displayed for visual purposes only. Their associated costs are stored in the s yer, which is costed panel-by-panel in the Facility Priority Summary.

2100

PROW Sidewalk Corridor Compliance Summary

Corridor

SIENNA CT

Corridor Score & Severity

Score: 3
MEDIUM

Corridor Cost Summary

Facility Type		Cost
Sidewalk	$	37,314
Crosswalks	$	0
Curb Ramps	$	0
Missing Ramps	$	0

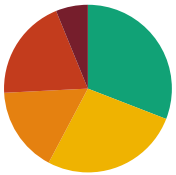

Sidewalk Barrier Priority Distribution

Priority	Percentage (%)
1	6%
2	20%
3	16%
4	27%
5	31%

Corridor Map

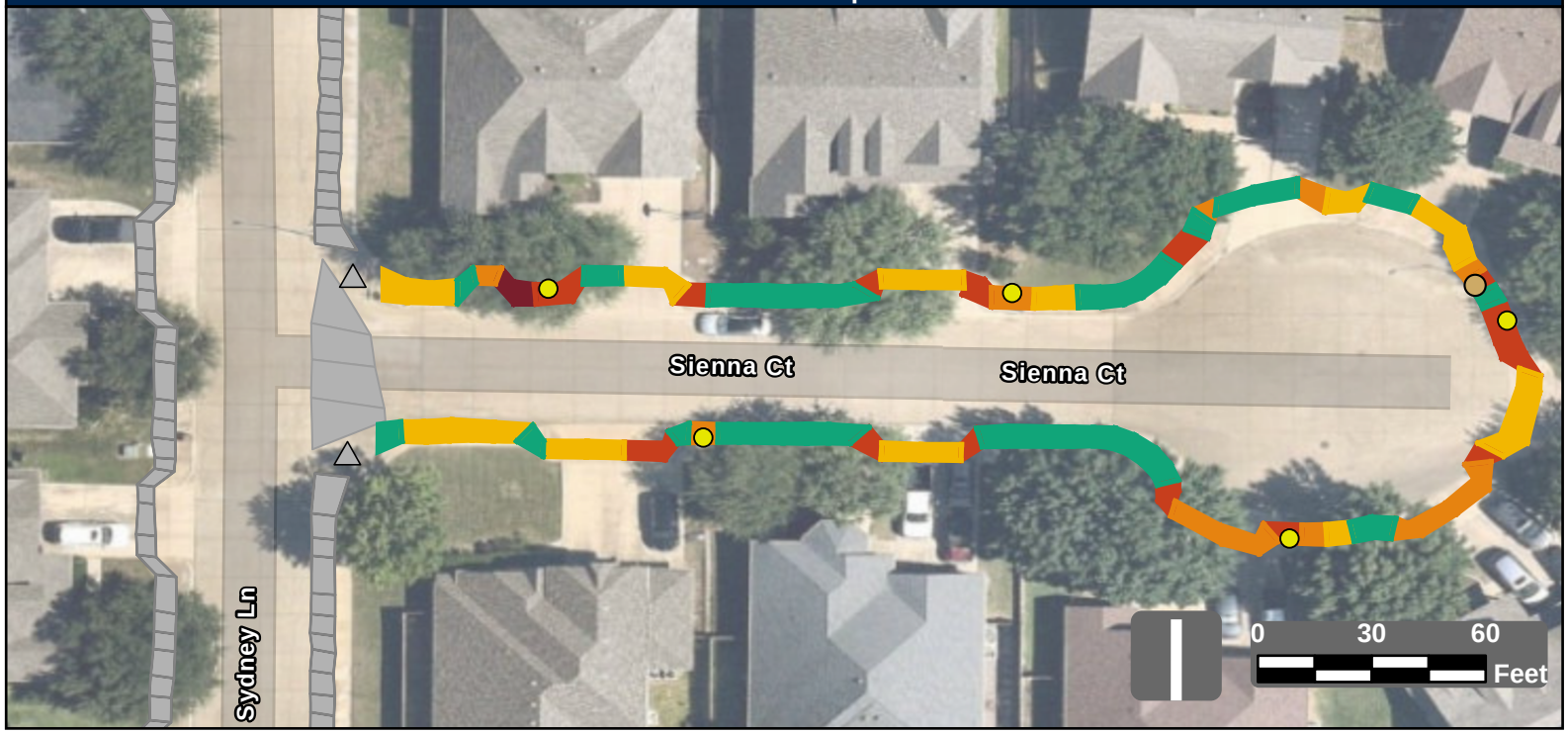

Facility Condition Summary

Sidewalks

Barrier Priority	Length (yd)		Cost
1	42	$	3,065
2	135	$	9,226
3	113	$	8,160
4	184	$	13,361
5	212	$	3,503
Total	687	$	37,314

Curb Ramps

Barrier Priority	Quantity		Cost
1	0	$	0
2	0	$	0
3	0	$	0
4	0	$	0
5	0	$	0
Total	0	$	0

Crosswalks

Barrier Priority	Length (yd)		Cost
1	0	$	0
2	0	$	0
3	0	$	0
4	0	$	0
5	0	$	0
Total	0	$	0

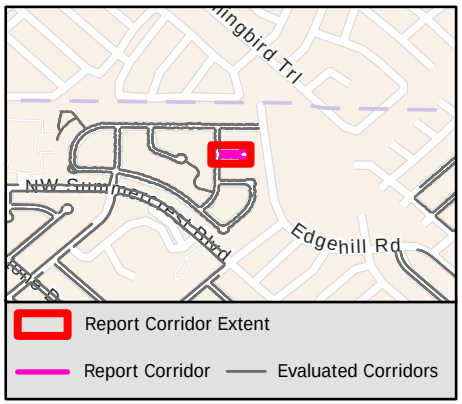

Sidewalk Barrier Summary

Pole	Quantity:	1
Fire Hydrant	Quantity:	0
Vault	Quantity:	0
Vegetation	Quantity:	0
Sign	Quantity:	0
Other	Quantity:	5

Missing Curb Ramps

Symbol	Quantity		Cost
	0	$	0

Curb Ramps Shown in Other Reports

Symbol	Quantity	Cost
	2	Other Report

Conceptual Budget Estimate Disclaimer

This "cost report" assigns a conceptual budget estimate to resolve non-compliance issues and was developed for planning purposes only. Kimley-Horn has no control over the cost of labor, materials, equipment, or over the Contractor's methods of determining prices or over competitive bidding or market conditions. Opinions of probable costs provided herein are based on the information known to Kimley-Horn at this time and represent only Kimley-Horn's judgment as a design professional familiar with the construction industry. Kimley-Horn cannot and does not guarantee that proposals, bids, or actual construction costs will not vary from its opinions of probable costs.

Sidewalk Barrier Conceptual Budget Summary

Sidewalk barriers are displayed for visual purposes only. Their associated costs are stored in the s 2101 yer, which is costed panel-by-panel in the Facility Priority Summary.

PROW Sidewalk Corridor Compliance Summary

Corridor

SIERRA CIR

Corridor Score & Severity

Score: 5

LOW

Corridor Cost Summary

Facility Type		Cost
Sidewalk	$	59,700
Crosswalks	$	
Curb Ramps	$	8,950
Missing Ramps	$	0

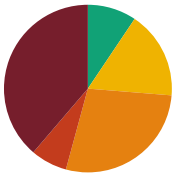

Sidewalk Barrier Priority Distribution

Priority	Percentage (%)
1	39%
2	7%
3	28%
4	17%
5	9%

Corridor Map



Facility Condition Summary

Sidewalks

Barrier Priority	Length (yd)		Cost
1	344	$	24,877
2	63	$	3,945
3	248	$	17,913
4	150	$	10,838
5	84	$	2,127
Total	889	$	59,700

Curb Ramps

Barrier Priority	Quantity		Cost
1	0	$	0
2	1	$	8,950
3	0	$	0
4	0	$	0
5	0	$	0
Total	1	$	8,950

Crosswalks

Barrier Priority	Length (yd)		Cost
1	0	$	0
2	0	$	0
3	0	$	0
4	0	$	0
5	75	$	
Total	75	$	

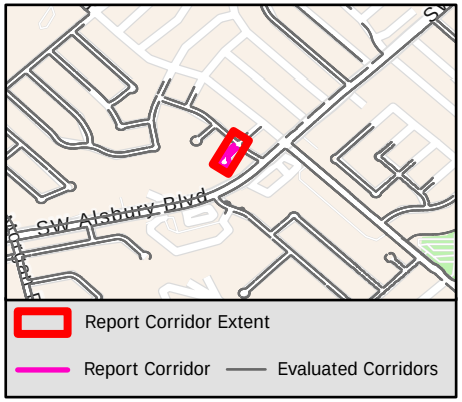

Sidewalk Barrier Summary

Pole	Quantity:	0
Fire Hydrant	Quantity:	0
Vault	Quantity:	0
Vegetation	Quantity:	0
Sign	Quantity:	0
Other	Quantity:	0

Missing Curb Ramps

Symbol	Quantity		Cost
	0	$	0

Curb Ramps Shown in Other Reports

Symbol	Quantity	Cost
	3	Other Report

Conceptual Budget Estimate Disclaimer

This "cost report" assigns a conceptual budget estimate to resolve non-compliance issues and was developed for planning purposes only. Kimley-Horn has no control over the cost of labor, materials, equipment, or over the Contractor's methods of determining prices or over competitive bidding or market conditions. Opinions of probable costs provided herein are based on the information known to Kimley-Horn at this time and represent only Kimley-Horn's judgment as a design professional familiar with the construction industry. Kimley-Horn cannot and does not guarantee that proposals, bids, or actual construction costs will not vary from its opinions of probable costs.

Sidewalk Barrier Conceptual Budget Summary

Sidewalk barriers are displayed for visual purposes only. Their associated costs are stored in the s yer, which is costed panel-by-panel in the Facility Priority Summary.

PROW Sidewalk Corridor Compliance Summary

Corridor

SIERRA DR

Corridor Score & Severity

Score: 5

LOW

Corridor Cost Summary

Facility Type		Cost
Sidewalk	$	14,997
Crosswalks	$	
Curb Ramps	$	7,450
Missing Ramps	$	0

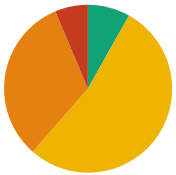

Sidewalk Barrier Priority Distribution

Priority	Percentage (%)
1	0%
2	6%
3	32%
4	53%
5	8%

Corridor Map

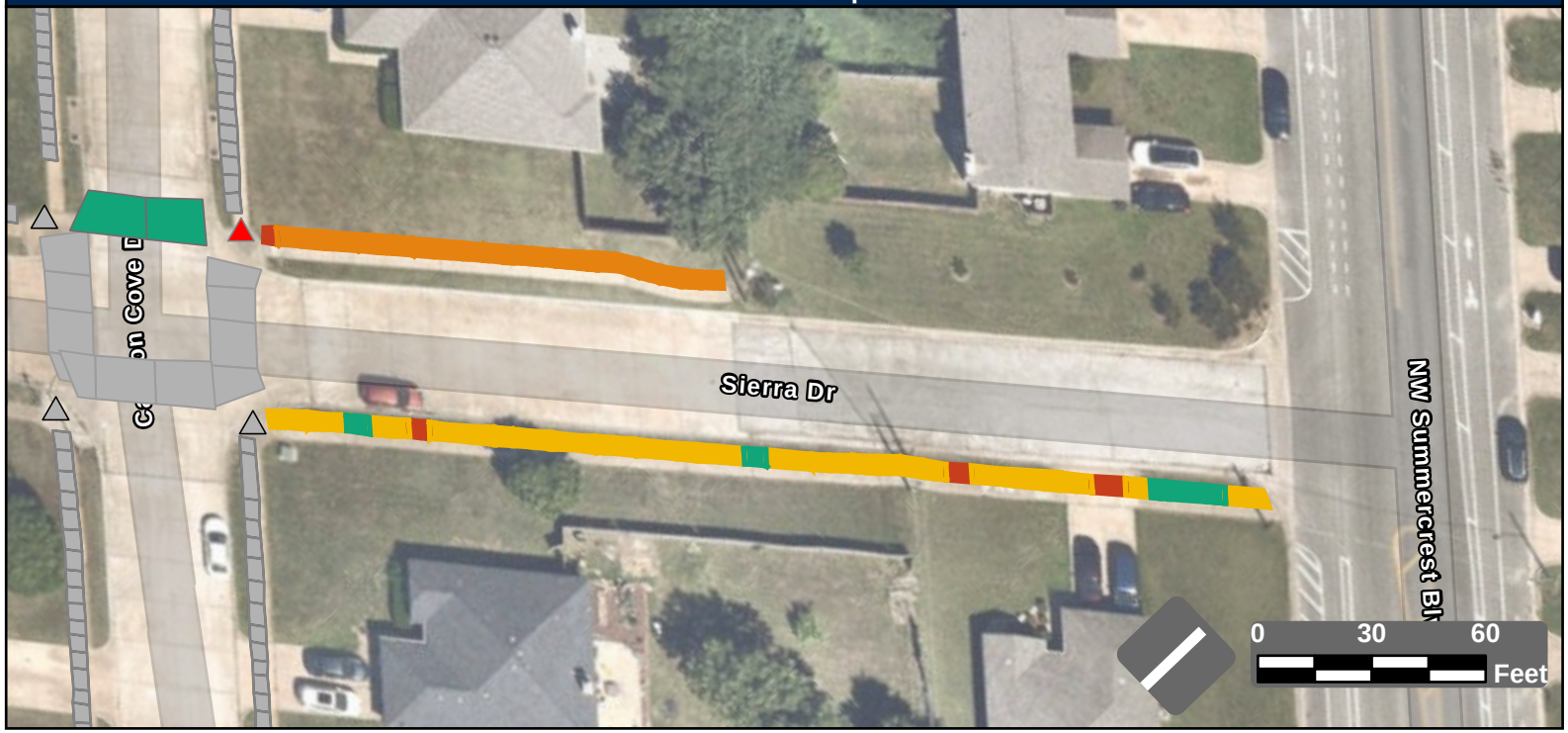

Facility Condition Summary

Sidewalks

Barrier Priority	Length (yd)		Cost
1	0	$	0
2	21	$	1,170
3	109	$	7,879
4	180	$	3,958
5	28	$	1,991
Total	338	$	14,997

Curb Ramps

Barrier Priority	Quantity		Cost
1	1	$	7,450
2	0	$	0
3	0	$	0
4	0	$	0
5	0	$	0
Total	1	$	7,450

Crosswalks

Barrier Priority	Length (yd)		Cost
1	0	$	0
2	0	$	0
3	0	$	0
4	0	$	0
5	38	$	
Total	38	$	

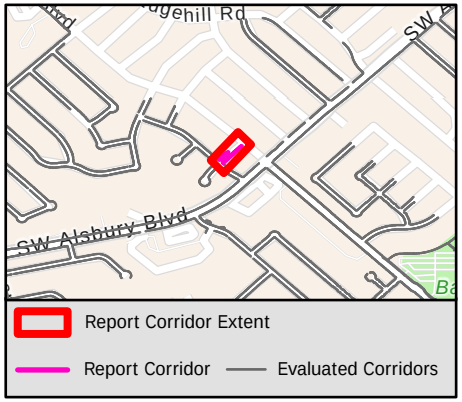

Sidewalk Barrier Summary

Pole	Quantity:	0
Fire Hydrant	Quantity:	0
Vault	Quantity:	0
Vegetation	Quantity:	0
Sign	Quantity:	0
Other	Quantity:	0

Missing Curb Ramps

Symbol	Quantity		Cost
	0	$	0

Curb Ramps Shown in Other Reports

Symbol	Quantity	Cost
	3	Other Report

Conceptual Budget Estimate Disclaimer

This "cost report" assigns a conceptual budget estimate to resolve non-compliance issues and was developed for planning purposes only. Kimley-Horn has no control over the cost of labor, materials, equipment, or over the Contractor's methods of determining prices or over competitive bidding or market conditions. Opinions of probable costs provided herein are based on the information known to Kimley-Horn at this time and represent only Kimley-Horn's judgment as a design professional familiar with the construction industry. Kimley-Horn cannot and does not guarantee that proposals, bids, or actual construction costs will not vary from its opinions of probable costs.

Sidewalk Barrier Conceptual Budget Summary

Sidewalk barriers are displayed for visual purposes only. Their associated costs are stored in the s yer, which is costed panel-by-panel in the Facility Priority Summary.

PROW Sidewalk Corridor Compliance Summary

Corridor

SIERRA VISTA DR

Corridor Score & Severity

Score: 3
MEDIUM

Corridor Cost Summary

Facility Type		Cost
Sidewalk	$	77,819
Crosswalks	$	29,387
Curb Ramps	$	62,550
Missing Ramps	$	0

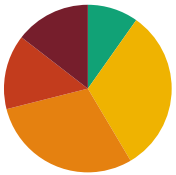

Sidewalk Barrier Priority Distribution

Priority	Percentage (%)
1	15%
2	14%
3	30%
4	32%
5	10%

Corridor Map

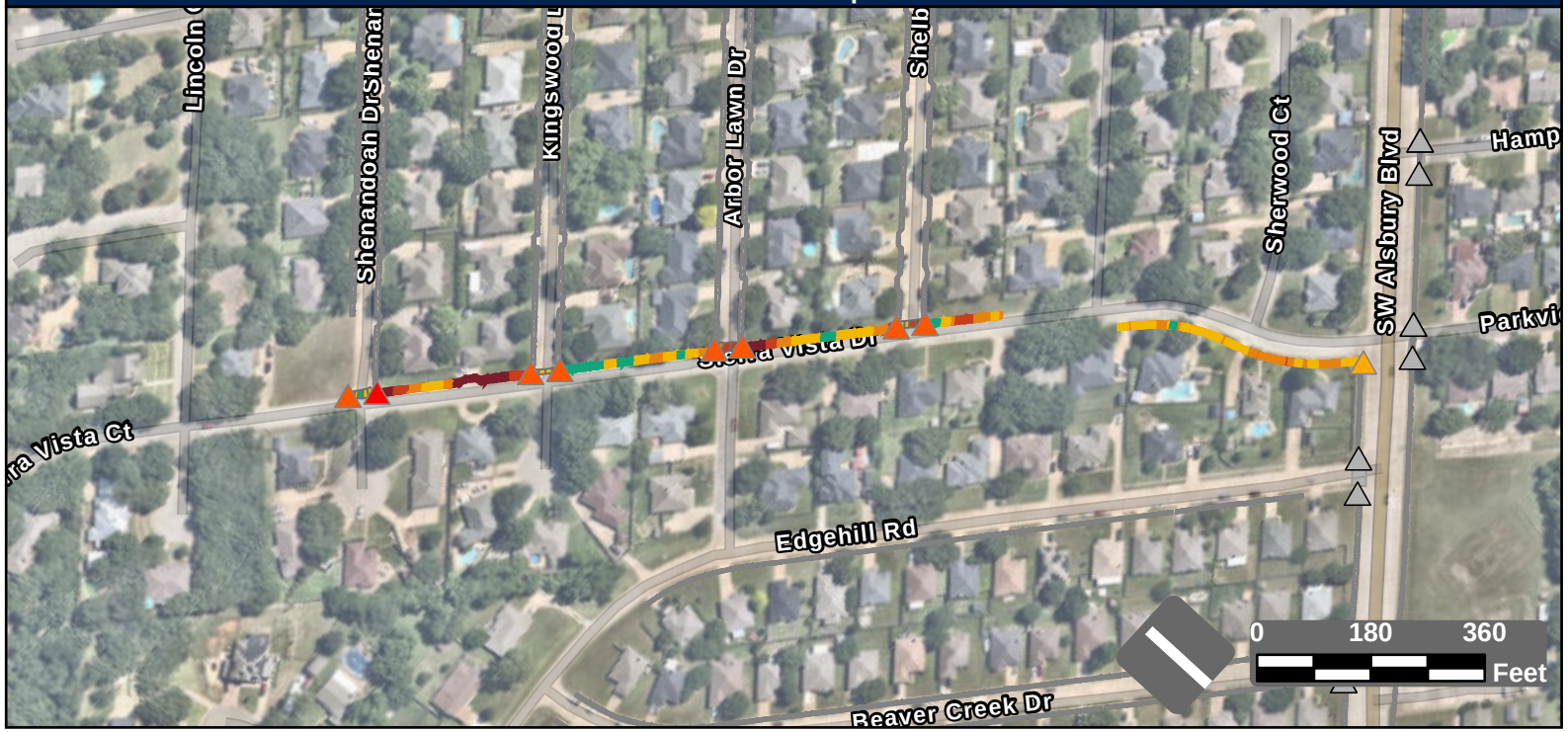

Facility Condition Summary

Sidewalks

Barrier Priority	Length (yd)		Cost
1	170	$	12,274
2	169	$	12,265
3	346	$	25,009
4	372	$	24,520
5	114	$	3,750
Total	1,171	$	77,819

Curb Ramps

Barrier Priority	Quantity		Cost
1	1	$	7,450
2	7	$	49,150
3	1	$	5,950
4	0	$	0
5	0	$	0
Total	9	$	62,550

Crosswalks

Barrier Priority	Length (yd)		Cost
1	0	$	0
2	69	$	13,511
3	12	$	2,444
4	89	$	13,432
5	10	$	
Total	180	$	29,387

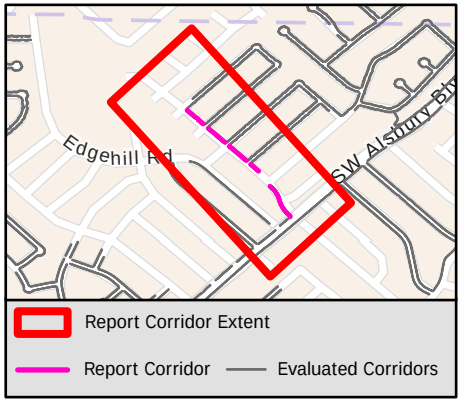

Sidewalk Barrier Summary

Pole	Quantity:	0
Fire Hydrant	Quantity:	0
Vault	Quantity:	0
Vegetation	Quantity:	0
Sign	Quantity:	0
Other	Quantity:	0

Missing Curb Ramps

Symbol	Quantity		Cost
	0	$	0

Curb Ramps Shown in Other Reports

Symbol	Quantity	Cost
	12	Other Report

Conceptual Budget Estimate Disclaimer

This "cost report" assigns a conceptual budget estimate to resolve non-compliance issues and was developed for planning purposes only. Kimley-Horn has no control over the cost of labor, materials, equipment, or over the Contractor's methods of determining prices or over competitive bidding or market conditions. Opinions of probable costs provided herein are based on the information known to Kimley-Horn at this time and represent only Kimley-Horn's judgment as a design professional familiar with the construction industry. Kimley-Horn cannot and does not guarantee that proposals, bids, or actual construction costs will not vary from its opinions of probable costs.

Sidewalk Barrier Conceptual Budget Summary

Sidewalk barriers are displayed for visual purposes only. Their associated costs are stored in the s yer, which is costed panel-by-panel in the Facility Priority Summary.

2104

PROW Sidewalk Corridor Compliance Summary

Corridor

SIGNAL HILL DR

Corridor Score & Severity

Score: 5

LOW

Corridor Cost Summary

Facility Type		Cost
Sidewalk	$	28,816
Crosswalks	$	
Curb Ramps	$	11,900
Missing Ramps	$	0

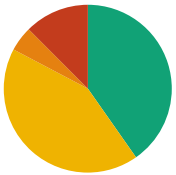

Sidewalk Barrier Priority Distribution

Priority	Percentage (%)
1	0%
2	12%
3	5%
4	42%
5	40%

Corridor Map

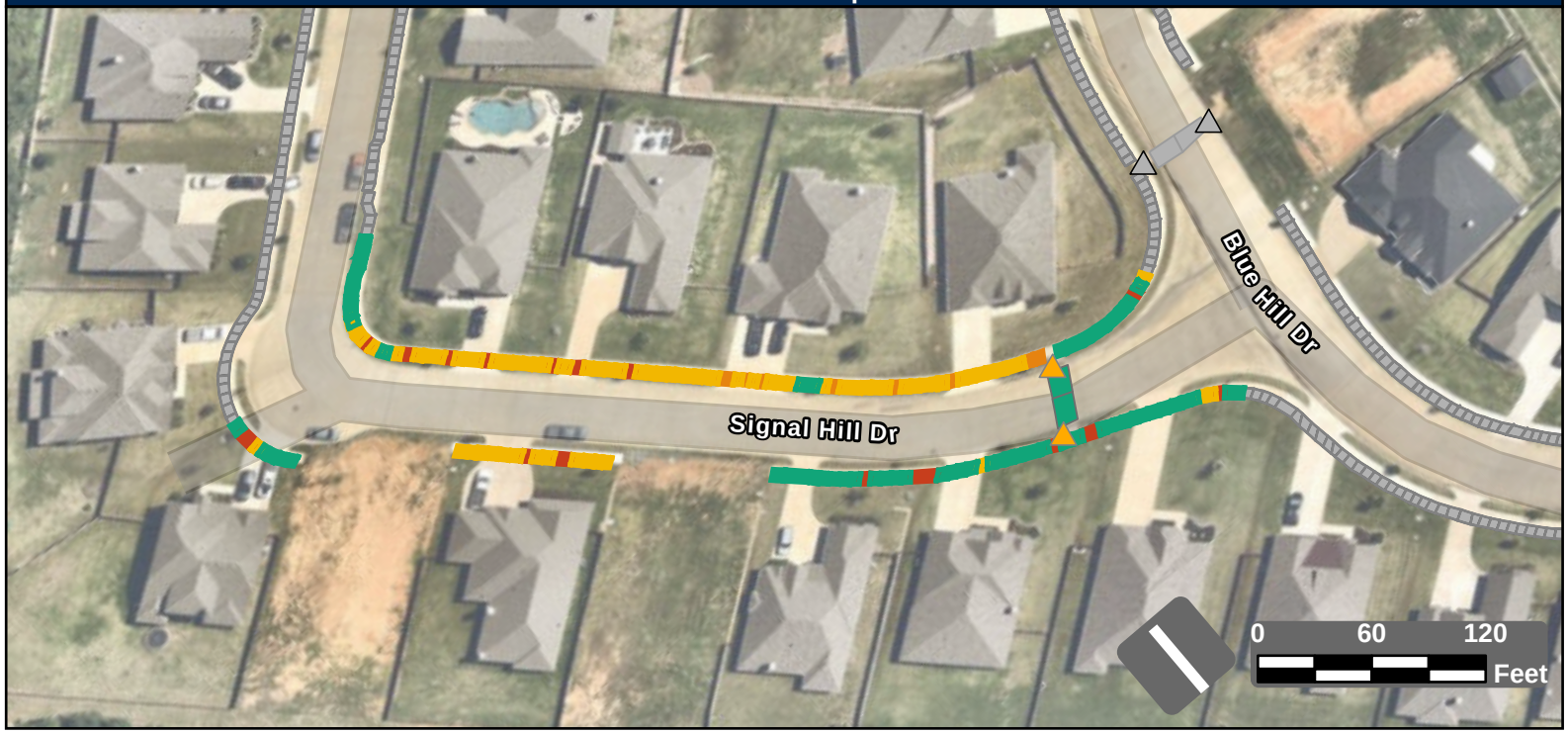

Facility Condition Summary

Sidewalks

Barrier Priority	Length (yd)		Cost
1	0	$	0
2	98	$	4,863
3	38	$	2,765
4	333	$	19,906
5	316	$	1,282
Total	785	$	28,816

Curb Ramps

Barrier Priority	Quantity		Cost
1	0	$	0
2	0	$	0
3	2	$	11,900
4	0	$	0
5	0	$	0
Total	2	$	11,900

Crosswalks

Barrier Priority	Length (yd)		Cost
1	0	$	0
2	0	$	0
3	0	$	0
4	0	$	0
5	59	$	
Total	59	$	

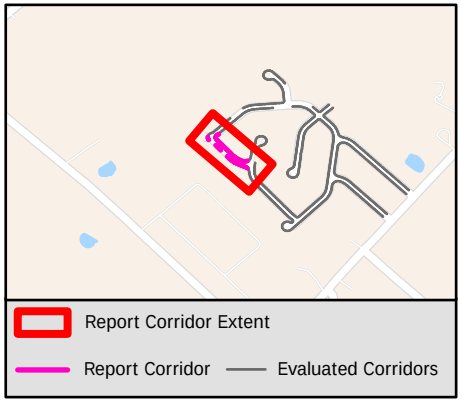

Sidewalk Barrier Summary

Pole	Quantity:	0
Fire Hydrant	Quantity:	0
Vault	Quantity:	0
Vegetation	Quantity:	0
Sign	Quantity:	0
Other	Quantity:	0

Missing Curb Ramps

Symbol	Quantity		Cost
	0	$	0

Curb Ramps Shown in Other Reports

Symbol	Quantity	Cost
	2	Other Report

Conceptual Budget Estimate Disclaimer

This "cost report" assigns a conceptual budget estimate to resolve non-compliance issues and was developed for planning purposes only. Kimley-Horn has no control over the cost of labor, materials, equipment, or over the Contractor's methods of determining prices or over competitive bidding or market conditions. Opinions of probable costs provided herein are based on the information known to Kimley-Horn at this time and represent only Kimley-Horn's judgment as a design professional familiar with the construction industry. Kimley-Horn cannot and does not guarantee that proposals, bids, or actual construction costs will not vary from its opinions of probable costs.

Sidewalk Barrier Conceptual Budget Summary

Sidewalk barriers are displayed for visual purposes only. Their associated costs are stored in the s yer, which is costed panel-by-panel in the Facility Priority Summary.

2105

PROW Sidewalk Corridor Compliance Summary

Corridor

SILVER FALLS DR

Corridor Score & Severity

Score: 5

LOW

Corridor Cost Summary

Facility Type		Cost
Sidewalk	$	46,503
Crosswalks	$	
Curb Ramps	$	2,000
Missing Ramps	$	42,000

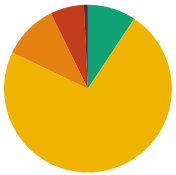

Sidewalk Barrier Priority Distribution

Priority	Percentage (%)
1	1%
2	6%
3	11%
4	73%
5	9%

Corridor Map



Facility Condition Summary

Sidewalks

Barrier Priority	Length (yd)		Cost
1	17	$	780
2	150	$	7,683
3	248	$	17,879
4	1,683	$	10,502
5	216	$	9,659
Total	2,314	$	46,503

Curb Ramps

Barrier Priority	Quantity		Cost
1	0	$	0
2	0	$	0
3	1	$	2,000
4	0	$	0
5	0	$	0
Total	1	$	2,000

Crosswalks

Barrier Priority	Length (yd)		Cost
1	0	$	0
2	0	$	0
3	0	$	0
4	0	$	0
5	195	$	
Total	195	$	

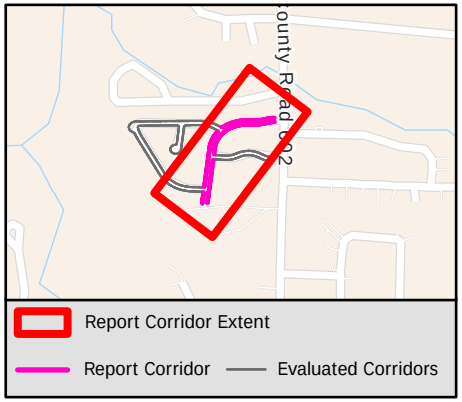

Sidewalk Barrier Summary

Pole	Quantity:	0
Fire Hydrant	Quantity:	0
Vault	Quantity:	0
Vegetation	Quantity:	0
Sign	Quantity:	0
Other	Quantity:	0

Missing Curb Ramps

Symbol	Quantity		Cost
	6	$	42,000

Curb Ramps Shown in Other Reports

Symbol	Quantity	Cost
	5	Other Report

Conceptual Budget Estimate Disclaimer

This "cost report" assigns a conceptual budget estimate to resolve non-compliance issues and was developed for planning purposes only. Kimley-Horn has no control over the cost of labor, materials, equipment, or over the Contractor's methods of determining prices or over competitive bidding or market conditions. Opinions of probable costs provided herein are based on the information known to Kimley-Horn at this time and represent only Kimley-Horn's judgment as a design professional familiar with the construction industry. Kimley-Horn cannot and does not guarantee that proposals, bids, or actual construction costs will not vary from its opinions of probable costs.

Sidewalk Barrier Conceptual Budget Summary

Sidewalk barriers are displayed for visual purposes only. Their associated costs are stored in the s yer, which is costed panel-by-panel in the Facility Priority Summary.

PROW Sidewalk Corridor Compliance Summary

Corridor

SILVER LN

Corridor Score & Severity

Score: 4

MEDIUM

Corridor Cost Summary

Facility Type		Cost
Sidewalk	$	7,018
Crosswalks	$	0
Curb Ramps	$	0
Missing Ramps	$	0

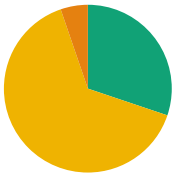

Sidewalk Barrier Priority Distribution

Priority	Percentage (%)
1	0%
2	0%
3	5%
4	65%
5	30%

Corridor Map



Facility Condition Summary

Sidewalks

Barrier Priority	Length (yd)		Cost
1	0	$	0
2	0	$	0
3	5	$	368
4	57	$	4,533
5	27	$	2,117
Total	88	$	7,018

Curb Ramps

Barrier Priority	Quantity		Cost
1	0	$	0
2	0	$	0
3	0	$	0
4	0	$	0
5	0	$	0
Total	0	$	0

Crosswalks

Barrier Priority	Length (yd)		Cost
1	0	$	0
2	0	$	0
3	0	$	0
4	0	$	0
5	0	$	0
Total	0	$	0

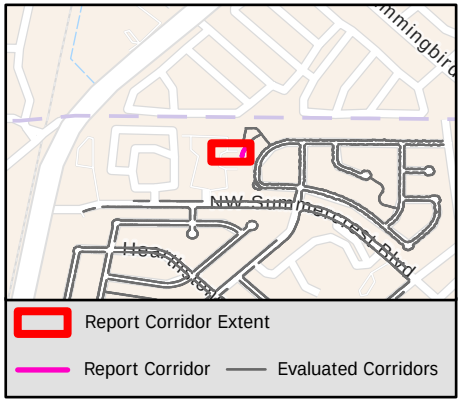

Sidewalk Barrier Summary

Pole	Quantity:	0
Fire Hydrant	Quantity:	0
Vault	Quantity:	0
Vegetation	Quantity:	0
Sign	Quantity:	0
Other	Quantity:	0

Missing Curb Ramps

Symbol	Quantity		Cost
	0	$	0

Curb Ramps Shown in Other Reports

Symbol	Quantity	Cost
	0	Other Report

Conceptual Budget Estimate Disclaimer

This "cost report" assigns a conceptual budget estimate to resolve non-compliance issues and was developed for planning purposes only. Kimley-Horn has no control over the cost of labor, materials, equipment, or over the Contractor's methods of determining prices or over competitive bidding or market conditions. Opinions of probable costs provided herein are based on the information known to Kimley-Horn at this time and represent only Kimley-Horn's judgment as a design professional familiar with the construction industry. Kimley-Horn cannot and does not guarantee that proposals, bids, or actual construction costs will not vary from its opinions of probable costs.

Sidewalk Barrier Conceptual Budget Summary

Sidewalk barriers are displayed for visual purposes only. Their associated costs are stored in the s yer, which is costed panel-by-panel in the Facility Priority Summary.

PROW Sidewalk Corridor Compliance Summary

Corridor

SILVER RIDGE CT

Corridor Score & Severity

Score: 2

HIGH

Corridor Cost Summary

Facility Type		Cost
Sidewalk	$	0
Crosswalks	$	0
Curb Ramps	$	5,950
Missing Ramps	$	0

Sidewalk Barrier Priority Distribution

Priority	Percentage (%)
1	%
2	%
3	%
4	%
5	%

Corridor Map



Facility Condition Summary

Sidewalks

Barrier Priority	Length (yd)		Cost
1	0	$	0
2	0	$	0
3	0	$	0
4	0	$	0
5	0	$	0
Total	0	$	0

Curb Ramps

Barrier Priority	Quantity		Cost
1	0	$	0
2	1	$	5,950
3	0	$	0
4	0	$	0
5	0	$	0
Total	1	$	5,950

Crosswalks

Barrier Priority	Length (yd)		Cost
1	0	$	0
2	0	$	0
3	0	$	0
4	0	$	0
5	0	$	0
Total	0	$	0

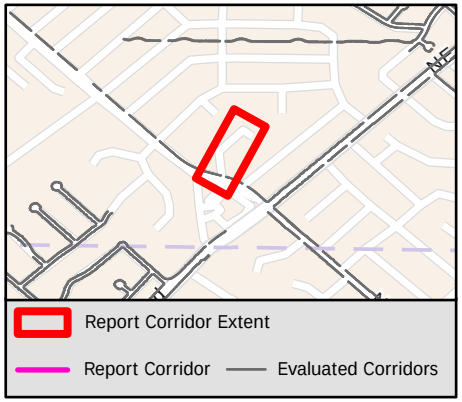

Sidewalk Barrier Summary

Pole	Quantity:	0
Fire Hydrant	Quantity:	0
Vault	Quantity:	0
Vegetation	Quantity:	0
Sign	Quantity:	0
Other	Quantity:	0

Missing Curb Ramps

Symbol	Quantity		Cost
	0	$	0

Curb Ramps Shown in Other Reports

Symbol	Quantity	Cost
	0	Other Report

Conceptual Budget Estimate Disclaimer

This "cost report" assigns a conceptual budget estimate to resolve non-compliance issues and was developed for planning purposes only. Kimley-Horn has no control over the cost of labor, materials, equipment, or over the Contractor's methods of determining prices or over competitive bidding or market conditions. Opinions of probable costs provided herein are based on the information known to Kimley-Horn at this time and represent only Kimley-Horn's judgment as a design professional familiar with the construction industry. Kimley-Horn cannot and does not guarantee that proposals, bids, or actual construction costs will not vary from its opinions of probable costs.

Sidewalk Barrier Conceptual Budget Summary

Sidewalk barriers are displayed for visual purposes only. Their associated costs are stored in the s yer, which is costed panel-by-panel in the Facility Priority Summary.

PROW Sidewalk Corridor Compliance Summary

Corridor

SILVER SAGE DR

Corridor Score & Severity

Score: 4

MEDIUM

Corridor Cost Summary

Facility Type		Cost
Sidewalk	$	280
Crosswalks	$	0
Curb Ramps	$	0
Missing Ramps	$	0

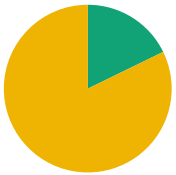

Sidewalk Barrier Priority Distribution

Priority	Percentage (%)
1	0%
2	0%
3	0%
4	82%
5	18%

Corridor Map



Facility Condition Summary

Sidewalks

Barrier Priority	Length (yd)		Cost
1	0	$	0
2	0	$	0
3	0	$	0
4	18	$	0
5	4	$	280
Total	22	$	280

Curb Ramps

Barrier Priority	Quantity		Cost
1	0	$	0
2	0	$	0
3	0	$	0
4	0	$	0
5	0	$	0
Total	0	$	0

Crosswalks

Barrier Priority	Length (yd)		Cost
1	0	$	0
2	0	$	0
3	0	$	0
4	0	$	0
5	0	$	0
Total	0	$	0

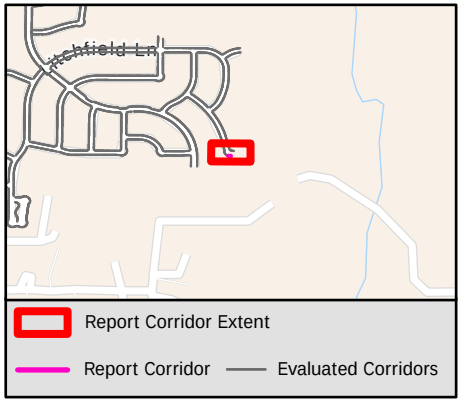

Sidewalk Barrier Summary

Pole	Quantity:	0
Fire Hydrant	Quantity:	0
Vault	Quantity:	0
Vegetation	Quantity:	0
Sign	Quantity:	0
Other	Quantity:	0

Missing Curb Ramps

Symbol	Quantity		Cost
	0	$	0

Curb Ramps Shown in Other Reports

Symbol	Quantity	Cost
	0	Other Report

Conceptual Budget Estimate Disclaimer

This “cost report” assigns a conceptual budget estimate to resolve non-compliance issues and was developed for planning purposes only. Kimley-Horn has no control over the cost of labor, materials, equipment, or over the Contractor's methods of determining prices or over competitive bidding or market conditions. Opinions of probable costs provided herein are based on the information known to Kimley-Horn at this time and represent only Kimley-Horn's judgment as a design professional familiar with the construction industry. Kimley-Horn cannot and does not guarantee that proposals, bids, or actual construction costs will not vary from its opinions of probable costs.

Sidewalk Barrier Conceptual Budget Summary

Sidewalk barriers are displayed for visual purposes only. Their associated costs are stored in the s[illegible]yer, which is costed panel-by-panel in the Facility Priority Summary.

PROW Sidewalk Corridor Compliance Summary

Corridor

SILVERTHORNE DR

Corridor Score & Severity

Score: 5

LOW

Corridor Cost Summary

Facility Type		Cost
Sidewalk	$	329,144
Crosswalks	$	26,757
Curb Ramps	$	62,650
Missing Ramps	$	7,000

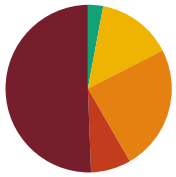

Sidewalk Barrier Priority Distribution

Priority	Percentage (%)
1	50%
2	8%
3	24%
4	14%
5	4%

Corridor Map



Facility Condition Summary

Sidewalks

Barrier Priority	Length (yd)		Cost
1	2,544	$	183,745
2	389	$	27,614
3	1,215	$	87,785
4	732	$	22,318
5	147	$	7,681
Total	5,027	$	329,144

Curb Ramps

Barrier Priority	Quantity		Cost
1	2	$	0
2	2	$	26,850
3	0	$	35,800
4	0	$	0
5	0	$	0
Total	7	$	62,650

Crosswalks

Barrier Priority	Length (yd)		Cost
1	0	$	0
2	0	$	0
3	28	$	0
4	240	$	26,757
5	302	$	0
Total	570	$	26,757

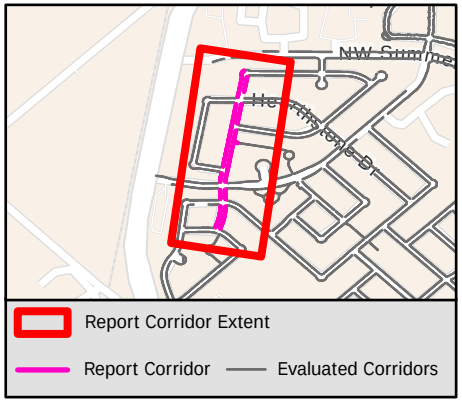

Sidewalk Barrier Summary

Pole	Quantity:	0
Fire Hydrant	Quantity:	0
Vault	Quantity:	0
Vegetation	Quantity:	0
Sign	Quantity:	0
Other	Quantity:	0

Missing Curb Ramps

Symbol	Quantity		Cost
	1	$	7,000

Curb Ramps Shown in Other Reports

Symbol	Quantity	Cost
	18	Other Report

Conceptual Budget Estimate Disclaimer

This "cost report" assigns a conceptual budget estimate to resolve non-compliance issues and was developed for planning purposes only. Kimley-Horn has no control over the cost of labor, materials, equipment, or over the Contractor's methods of determining prices or over competitive bidding or market conditions. Opinions of probable costs provided herein are based on the information known to Kimley-Horn at this time and represent only Kimley-Horn's judgment as a design professional familiar with the construction industry. Kimley-Horn cannot and does not guarantee that proposals, bids, or actual construction costs will not vary from its opinions of probable costs.

Sidewalk Barrier Conceptual Budget Summary

Sidewalk barriers are displayed for visual purposes only. Their associated costs are stored in the s yer, which is costed panel-by-panel in the Facility Priority Summary.

PROW Sidewalk Corridor Compliance Summary

Corridor

SKY VIEW CT

Corridor Score & Severity

Score: 5

LOW

Corridor Cost Summary

Facility Type		Cost
Sidewalk	$	49,089
Crosswalks	$	
Curb Ramps	$	0
Missing Ramps	$	0

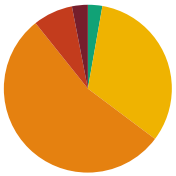

Sidewalk Barrier Priority Distribution

Priority	Percentage (%)
1	3%
2	8%
3	54%
4	32%
5	3%

Corridor Map



Facility Condition Summary

Sidewalks

Barrier Priority	Length (yd)		Cost
1	29	$	1,986
2	74	$	4,572
3	521	$	37,617
4	312	$	2,967
5	27	$	1,947
Total	963	$	49,089

Curb Ramps

Barrier Priority	Quantity		Cost
1	0	$	0
2	0	$	0
3	0	$	0
4	0	$	0
5	0	$	0
Total	0	$	0

Crosswalks

Barrier Priority	Length (yd)		Cost
1	0	$	0
2	0	$	0
3	0	$	0
4	0	$	0
5	84	$	
Total	84	$	

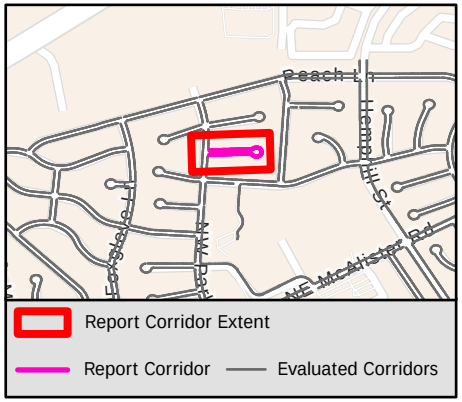

Sidewalk Barrier Summary

Pole	Quantity:	0
Fire Hydrant	Quantity:	0
Vault	Quantity:	0
Vegetation	Quantity:	0
Sign	Quantity:	0
Other	Quantity:	0

Missing Curb Ramps

Symbol	Quantity		Cost
	0	$	0

Curb Ramps Shown in Other Reports

Symbol	Quantity	Cost
	3	Other Report

Conceptual Budget Estimate Disclaimer

This "cost report" assigns a conceptual budget estimate to resolve non-compliance issues and was developed for planning purposes only. Kimley-Horn has no control over the cost of labor, materials, equipment, or over the Contractor's methods of determining prices or over competitive bidding or market conditions. Opinions of probable costs provided herein are based on the information known to Kimley-Horn at this time and represent only Kimley-Horn's judgment as a design professional familiar with the construction industry. Kimley-Horn cannot and does not guarantee that proposals, bids, or actual construction costs will not vary from its opinions of probable costs.

Sidewalk Barrier Conceptual Budget Summary

Sidewalk barriers are displayed for visual purposes only. Their associated costs are stored in the s yer, which is costed panel-by-panel in the Facility Priority Summary.

PROW Sidewalk Corridor Compliance Summary

Corridor

SKYLARK DR

Corridor Score & Severity

Score: 5

LOW

Corridor Cost Summary

Facility Type		Cost
Sidewalk	$	51,179
Crosswalks	$	0
Curb Ramps	$	53,700
Missing Ramps	$	14,000

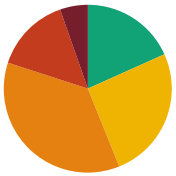

Sidewalk Barrier Priority Distribution

Priority	Percentage (%)
1	5%
2	15%
3	36%
4	26%
5	18%

Corridor Map

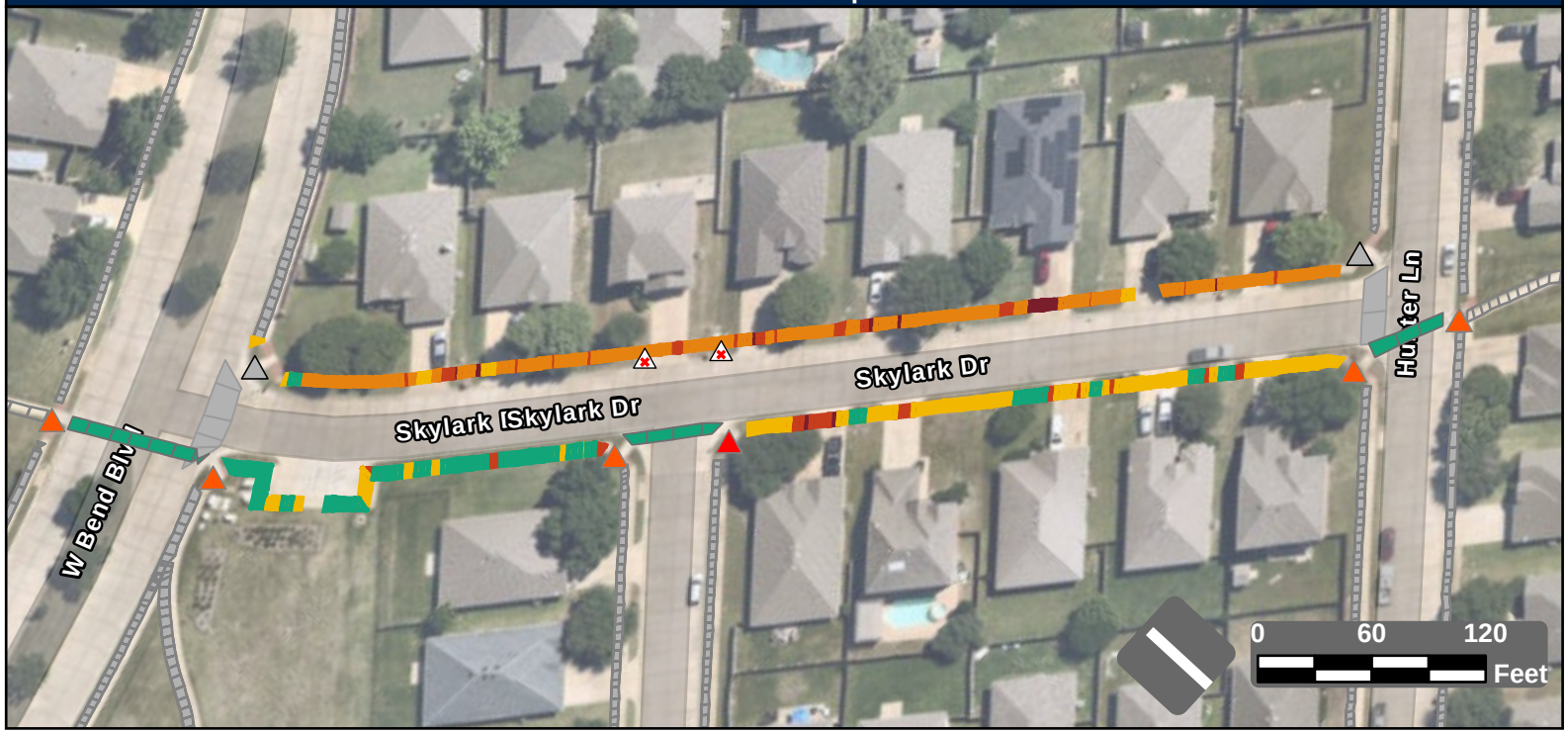

Facility Condition Summary

Sidewalks

Barrier Priority	Length (yd)		Cost
1	53	$	3,362
2	145	$	9,319
3	358	$	25,882
4	254	$	7,676
5	181	$	4,940
Total	992	$	51,179

Curb Ramps

Barrier Priority	Quantity		Cost
1	1	$	8,950
2	5	$	44,750
3	0	$	0
4	0	$	0
5	0	$	0
Total	6	$	53,700

Crosswalks

Barrier Priority	Length (yd)		Cost
1	0	$	0
2	0	$	0
3	0	$	0
4	0	$	0
5	183	$	0
Total	183	$	0

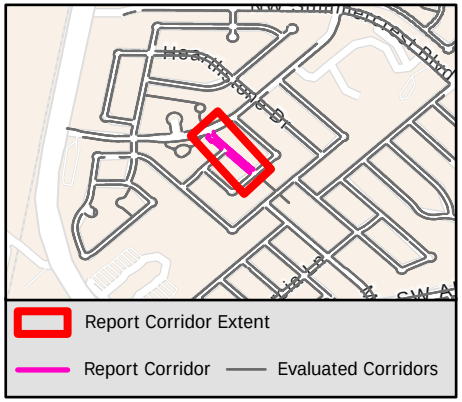

Sidewalk Barrier Summary

Pole	Quantity:	0
Fire Hydrant	Quantity:	0
Vault	Quantity:	0
Vegetation	Quantity:	0
Sign	Quantity:	0
Other	Quantity:	0

Missing Curb Ramps

Symbol	Quantity		Cost
	2	$	14,000

Curb Ramps Shown in Other Reports

Symbol	Quantity	Cost
	2	Other Report

Conceptual Budget Estimate Disclaimer

This "cost report" assigns a conceptual budget estimate to resolve non-compliance issues and was developed for planning purposes only. Kimley-Horn has no control over the cost of labor, materials, equipment, or over the Contractor's methods of determining prices or over competitive bidding or market conditions. Opinions of probable costs provided herein are based on the information known to Kimley-Horn at this time and represent only Kimley-Horn's judgment as a design professional familiar with the construction industry. Kimley-Horn cannot and does not guarantee that proposals, bids, or actual construction costs will not vary from its opinions of probable costs.

Sidewalk Barrier Conceptual Budget Summary

Sidewalk barriers are displayed for visual purposes only. Their associated costs are stored in the s yer, which is costed panel-by-panel in the Facility Priority Summary.

PROW Sidewalk Corridor Compliance Summary

Corridor

SNAPDRAGON CT

Corridor Score & Severity

Score: 3
MEDIUM

Corridor Cost Summary

Facility Type		Cost
Sidewalk	$	30,914
Crosswalks	$	0
Curb Ramps	$	0
Missing Ramps	$	0

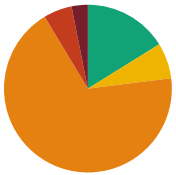

Sidewalk Barrier Priority Distribution

Priority	Percentage (%)
1	3%
2	5%
3	68%
4	7%
5	16%

Corridor Map

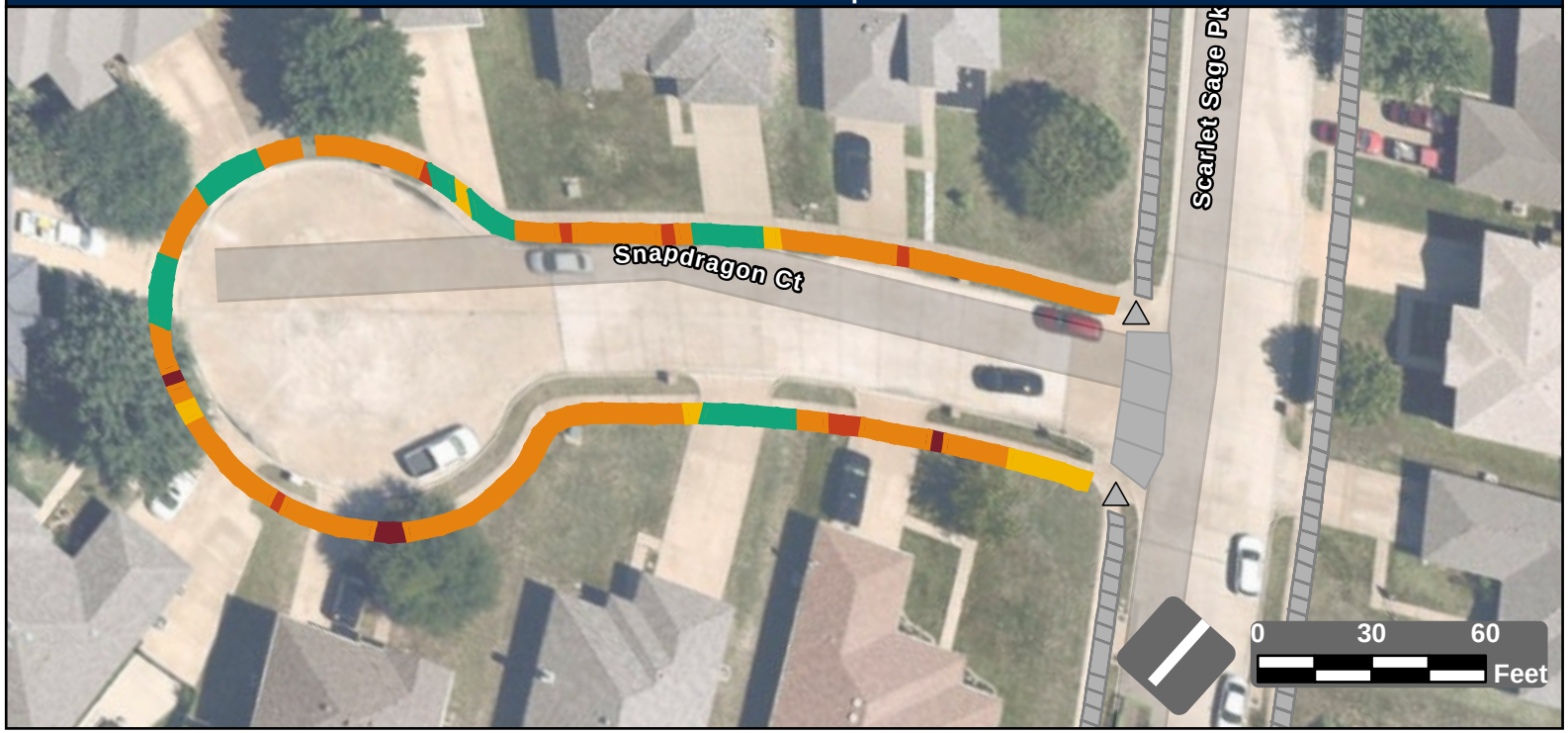

Facility Condition Summary

Sidewalks

Barrier Priority	Length (yd)		Cost
1	16	$	1,138
2	28	$	1,895
3	346	$	25,012
4	35	$	2,544
5	82	$	326
Total	506	$	30,914

Curb Ramps

Barrier Priority	Quantity		Cost
1	0	$	0
2	0	$	0
3	0	$	0
4	0	$	0
5	0	$	0
Total	0	$	0

Crosswalks

Barrier Priority	Length (yd)		Cost
1	0	$	0
2	0	$	0
3	0	$	0
4	0	$	0
5	0	$	0
Total	0	$	0

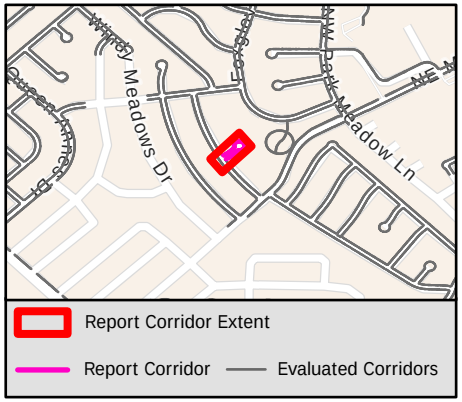

Sidewalk Barrier Summary

Pole	Quantity:	0
Fire Hydrant	Quantity:	0
Vault	Quantity:	0
Vegetation	Quantity:	0
Sign	Quantity:	0
Other	Quantity:	0

Missing Curb Ramps

Symbol	Quantity		Cost
	0	$	0

Curb Ramps Shown in Other Reports

Symbol	Quantity	Cost
	2	Other Report

Conceptual Budget Estimate Disclaimer

This "cost report" assigns a conceptual budget estimate to resolve non-compliance issues and was developed for planning purposes only. Kimley-Horn has no control over the cost of labor, materials, equipment, or over the Contractor's methods of determining prices or over competitive bidding or market conditions. Opinions of probable costs provided herein are based on the information known to Kimley-Horn at this time and represent only Kimley-Horn's judgment as a design professional familiar with the construction industry. Kimley-Horn cannot and does not guarantee that proposals, bids, or actual construction costs will not vary from its opinions of probable costs.

Sidewalk Barrier Conceptual Budget Summary

Sidewalk barriers are displayed for visual purposes only. Their associated costs are stored in the s yer, which is costed panel-by-panel in the Facility Priority Summary.

PROW Sidewalk Corridor Compliance Summary

Corridor

SNAPPER DR

Corridor Score & Severity

Score: 4
MEDIUM

Corridor Cost Summary

Facility Type		Cost
Sidewalk	$	77,069
Crosswalks	$	0
Curb Ramps	$	0
Missing Ramps	$	7,000

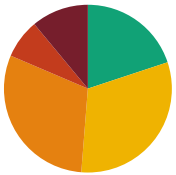

Sidewalk Barrier Priority Distribution

Priority	Percentage (%)
1	11%
2	8%
3	30%
4	31%
5	20%

Corridor Map



Facility Condition Summary

Sidewalks

Barrier Priority	Length (yd)		Cost
1	153	$	10,733
2	105	$	6,448
3	419	$	30,267
4	435	$	18,660
5	276	$	10,961
Total	1,388	$	77,069

Curb Ramps

Barrier Priority	Quantity		Cost
1	0	$	0
2	0	$	0
3	0	$	0
4	0	$	0
5	0	$	0
Total	0	$	0

Crosswalks

Barrier Priority	Length (yd)		Cost
1	0	$	0
2	0	$	0
3	36	$	0
4	0	$	0
5	52	$	
Total	88	$	0

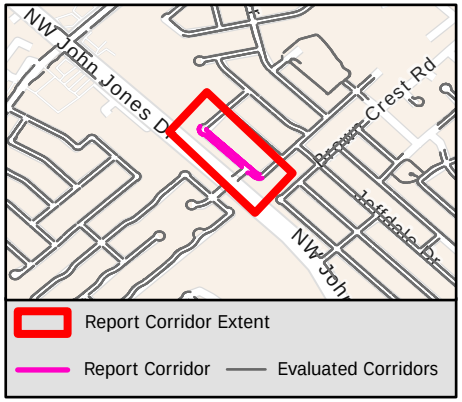

Sidewalk Barrier Summary

Pole	Quantity:	0
Fire Hydrant	Quantity:	0
Vault	Quantity:	0
Vegetation	Quantity:	0
Sign	Quantity:	0
Other	Quantity:	0

Missing Curb Ramps

Symbol	Quantity		Cost
	1	$	7,000

Curb Ramps Shown in Other Reports

Symbol	Quantity	Cost
	6	Other Report

Conceptual Budget Estimate Disclaimer

This "cost report" assigns a conceptual budget estimate to resolve non-compliance issues and was developed for planning purposes only. Kimley-Horn has no control over the cost of labor, materials, equipment, or over the Contractor's methods of determining prices or over competitive bidding or market conditions. Opinions of probable costs provided herein are based on the information known to Kimley-Horn at this time and represent only Kimley-Horn's judgment as a design professional familiar with the construction industry. Kimley-Horn cannot and does not guarantee that proposals, bids, or actual construction costs will not vary from its opinions of probable costs.

Sidewalk Barrier Conceptual Budget Summary

Sidewalk barriers are displayed for visual purposes only. Their associated costs are stored in the s… yer, which is costed panel-by-panel in the Facility Priority Summary.

PROW Sidewalk Corridor Compliance Summary

Corridor

SOUTH TOWNE DR

Corridor Score & Severity

Score: 5

LOW

Corridor Cost Summary

Facility Type		Cost
Sidewalk	$	0
Crosswalks	$	509
Curb Ramps	$	36,150
Missing Ramps	$	0



Sidewalk Barrier Priority Distribution

Priority	Percentage (%)
1	0%
2	0%
3	0%
4	94%
5	6%

Corridor Map



Facility Condition Summary

Sidewalks

Barrier Priority	Length (yd)		Cost
1	0	$	0
2	0	$	0
3	0	$	0
4	112	$	0
5	8	$	547
Total	87	$	0

Curb Ramps

Barrier Priority	Quantity		Cost
1	1	$	5,950
2	3	$	17,850
3	4	$	18,300
4	0	$	0
5	0	$	0
Total	7	$	36,150

Crosswalks

Barrier Priority	Length (yd)		Cost
1	0	$	0
2	0	$	0
3	14	$	0
4	4	$	509
5	85	$	0
Total	92	$	509

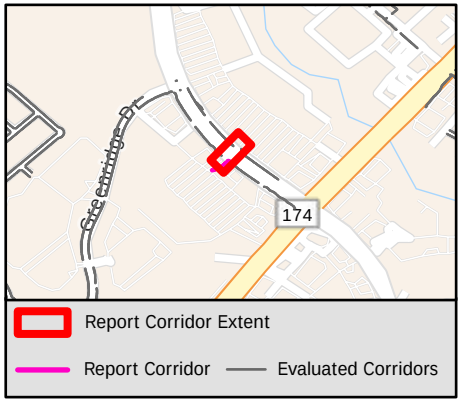

Sidewalk Barrier Summary

Pole	Quantity:	0
Fire Hydrant	Quantity:	0
Vault	Quantity:	0
Vegetation	Quantity:	0
Sign	Quantity:	0
Other	Quantity:	0

Missing Curb Ramps

Symbol	Quantity		Cost
	0	$	0

Curb Ramps Shown in Other Reports

Symbol	Quantity	Cost
	2	Other Report

Conceptual Budget Estimate Disclaimer

This "cost report" assigns a conceptual budget estimate to resolve non-compliance issues and was developed for planning purposes only. Kimley-Horn has no control over the cost of labor, materials, equipment, or over the Contractor's methods of determining prices or over competitive bidding or market conditions. Opinions of probable costs provided herein are based on the information known to Kimley-Horn at this time and represent only Kimley-Horn's judgment as a design professional familiar with the construction industry. Kimley-Horn cannot and does not guarantee that proposals, bids, or actual construction costs will not vary from its opinions of probable costs.

Sidewalk Barrier Conceptual Budget Summary

Sidewalk barriers are displayed for visual purposes only. Their associated costs are stored in the s… yer, which is costed panel-by-panel in the Facility Priority Summary.

PROW Sidewalk Corridor Compliance Summary

Corridor

SPANISH MOSS DR

Corridor Score & Severity

Score: 5

LOW

Corridor Cost Summary

Facility Type		Cost
Sidewalk	$	123,555
Crosswalks	$	1,388
Curb Ramps	$	34,300
Missing Ramps	$	21,000

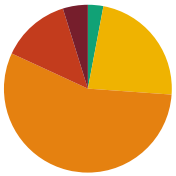

Sidewalk Barrier Priority Distribution

Priority	Percentage (%)
1	5%
2	13%
3	56%
4	23%
5	3%

Corridor Map

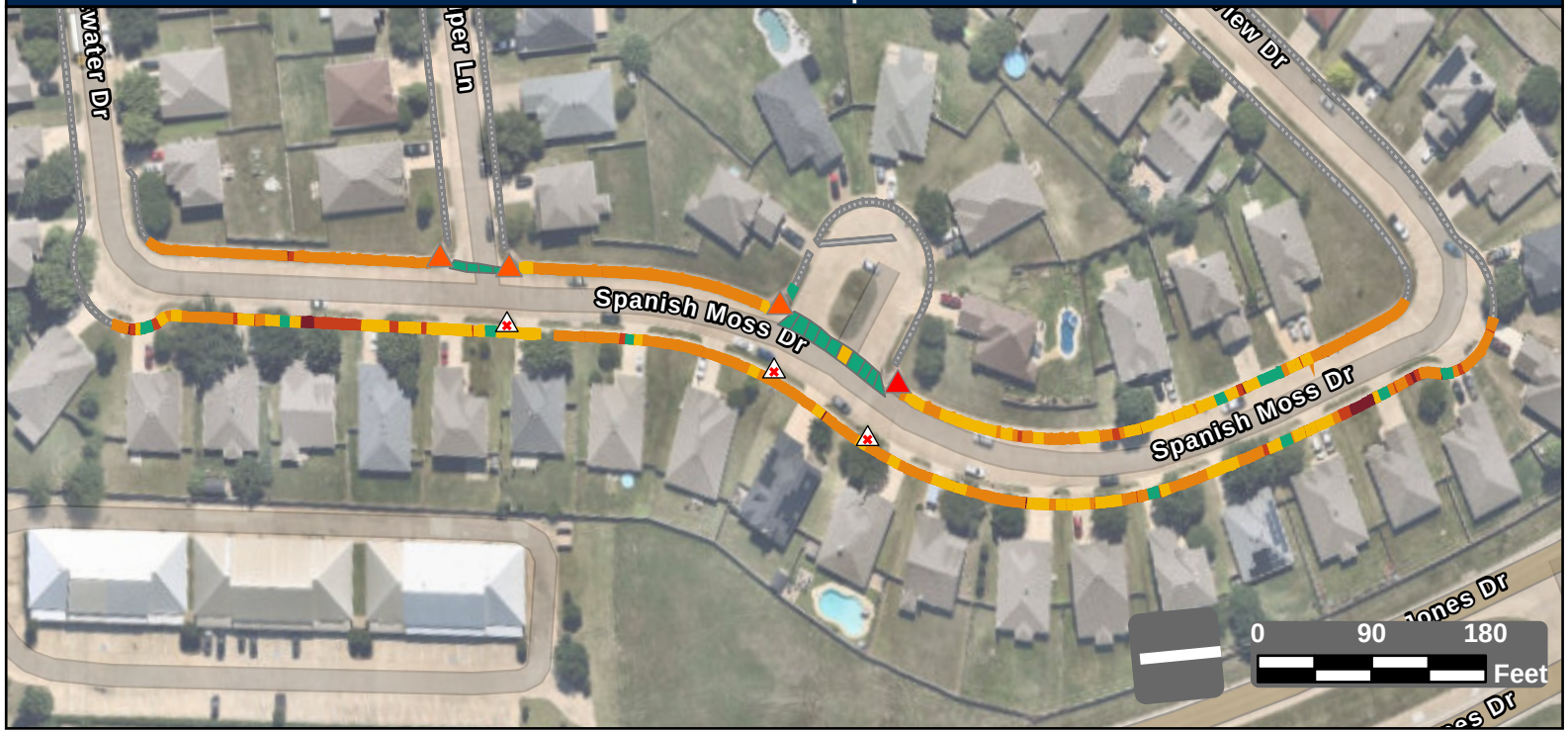

Facility Condition Summary

Sidewalks

Barrier Priority	Length (yd)		Cost
1	92	$	6,171
2	254	$	17,068
3	1,067	$	77,043
4	443	$	19,408
5	57	$	3,866
Total	1,913	$	123,555

Curb Ramps

Barrier Priority	Quantity		Cost
1	1	$	8,950
2	3	$	25,350
3	0	$	0
4	0	$	0
5	0	$	0
Total	4	$	34,300

Crosswalks

Barrier Priority	Length (yd)		Cost
1	0	$	0
2	0	$	0
3	0	$	0
4	14	$	1,388
5	149	$	
Total	163	$	1,388

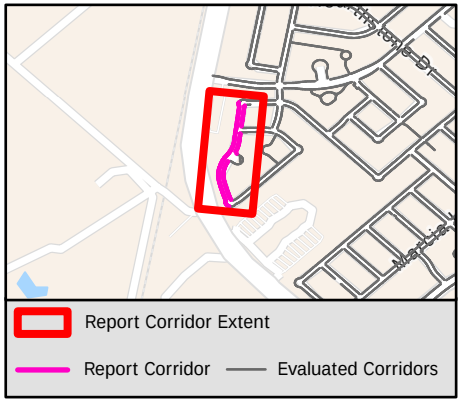

Sidewalk Barrier Summary

Pole	Quantity:	0
Fire Hydrant	Quantity:	0
Vault	Quantity:	0
Vegetation	Quantity:	0
Sign	Quantity:	0
Other	Quantity:	0

Missing Curb Ramps

Symbol	Quantity		Cost
	3	$	21,000

Curb Ramps Shown in Other Reports

Symbol	Quantity	Cost
	0	Other Report

Conceptual Budget Estimate Disclaimer

This "cost report" assigns a conceptual budget estimate to resolve non-compliance issues and was developed for planning purposes only. Kimley-Horn has no control over the cost of labor, materials, equipment, or over the Contractor's methods of determining prices or over competitive bidding or market conditions. Opinions of probable costs provided herein are based on the information known to Kimley-Horn at this time and represent only Kimley-Horn's judgment as a design professional familiar with the construction industry. Kimley-Horn cannot and does not guarantee that proposals, bids, or actual construction costs will not vary from its opinions of probable costs.

Sidewalk Barrier Conceptual Budget Summary

Sidewalk barriers are displayed for visual purposes only. Their associated costs are stored in the s yer, which is costed panel-by-panel in the Facility Priority Summary.

PROW Sidewalk Corridor Compliance Summary

Corridor

SPRING CRESS DR

Corridor Score & Severity

Score: 3

MEDIUM

Corridor Cost Summary

Facility Type		Cost
Sidewalk	$	43,767
Crosswalks	$	0
Curb Ramps	$	17,850
Missing Ramps	$	0

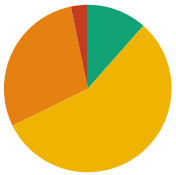

Sidewalk Barrier Priority Distribution

Priority	Percentage (%)
1	0%
2	3%
3	29%
4	56%
5	12%

Corridor Map

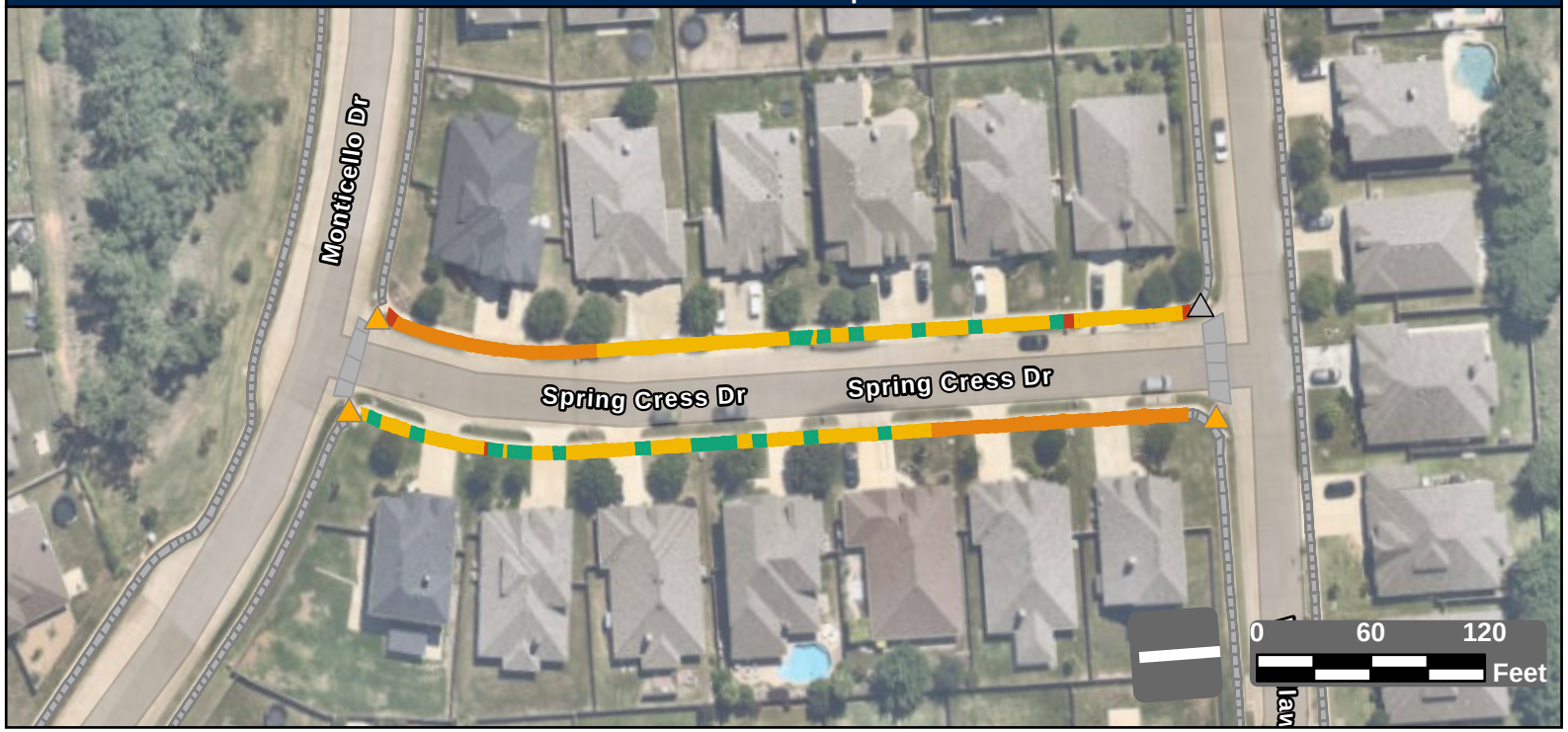

Facility Condition Summary

Sidewalks

Barrier Priority	Length (yd)		Cost
1	0	$	0
2	27	$	1,766
3	239	$	17,234
4	461	$	17,928
5	95	$	6,840
Total	821	$	43,767

Curb Ramps

Barrier Priority	Quantity		Cost
1	0	$	0
2	0	$	0
3	3	$	17,850
4	0	$	0
5	0	$	0
Total	3	$	17,850

Crosswalks

Barrier Priority	Length (yd)		Cost
1	0	$	0
2	0	$	0
3	0	$	0
4	0	$	0
5	0	$	0
Total	0	$	0

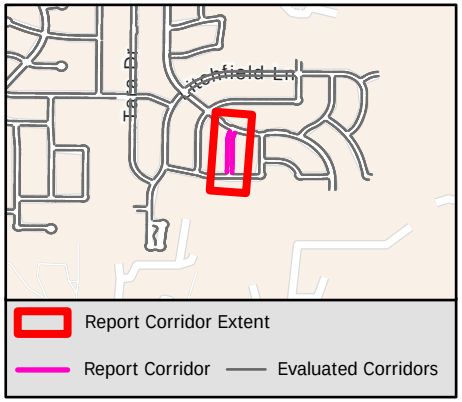

Sidewalk Barrier Summary

Pole	Quantity:	0
Fire Hydrant	Quantity:	0
Vault	Quantity:	0
Vegetation	Quantity:	0
Sign	Quantity:	0
Other	Quantity:	0

Missing Curb Ramps

Symbol	Quantity		Cost
	0	$	0

Curb Ramps Shown in Other Reports

Symbol	Quantity	Cost
	1	Other Report

Conceptual Budget Estimate Disclaimer

This "cost report" assigns a conceptual budget estimate to resolve non-compliance issues and was developed for planning purposes only. Kimley-Horn has no control over the cost of labor, materials, equipment, or over the Contractor's methods of determining prices or over competitive bidding or market conditions. Opinions of probable costs provided herein are based on the information known to Kimley-Horn at this time and represent only Kimley-Horn's judgment as a design professional familiar with the construction industry. Kimley-Horn cannot and does not guarantee that proposals, bids, or actual construction costs will not vary from its opinions of probable costs.

Sidewalk Barrier Conceptual Budget Summary

Sidewalk barriers are displayed for visual purposes only. Their associated costs are stored in the s ver, which is costed panel-by-panel in the Facility Priority Summary.

PROW Sidewalk Corridor Compliance Summary

Corridor

SPRING MEADOWS DR

Corridor Score & Severity

Score: 3

MEDIUM

Corridor Cost Summary

Facility Type		Cost
Sidewalk	$	14,544
Crosswalks	$	0
Curb Ramps	$	0
Missing Ramps	$	0

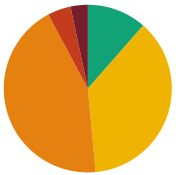

Sidewalk Barrier Priority Distribution

Priority	Percentage (%)
1	3%
2	4%
3	44%
4	37%
5	11%

Corridor Map



Facility Condition Summary

Sidewalks

Barrier Priority	Length (yd)		Cost
1	8	$	547
2	10	$	767
3	99	$	7,161
4	84	$	6,069
5	26	$	0
Total	227	$	14,544

Curb Ramps

Barrier Priority	Quantity		Cost
1	0	$	0
2	0	$	0
3	0	$	0
4	0	$	0
5	0	$	0
Total	0	$	0

Crosswalks

Barrier Priority	Length (yd)		Cost
1	0	$	0
2	0	$	0
3	0	$	0
4	0	$	0
5	0	$	0
Total	0	$	0

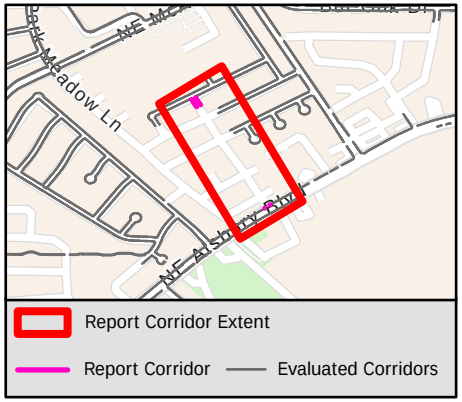

Sidewalk Barrier Summary

Pole	Quantity:	0
Fire Hydrant	Quantity:	0
Vault	Quantity:	0
Vegetation	Quantity:	0
Sign	Quantity:	0
Other	Quantity:	0

Missing Curb Ramps

Symbol	Quantity		Cost
	0	$	0

Curb Ramps Shown in Other Reports

Symbol	Quantity	Cost
	13	Other Report

Conceptual Budget Estimate Disclaimer

This "cost report" assigns a conceptual budget estimate to resolve non-compliance issues and was developed for planning purposes only. Kimley-Horn has no control over the cost of labor, materials, equipment, or over the Contractor's methods of determining prices or over competitive bidding or market conditions. Opinions of probable costs provided herein are based on the information known to Kimley-Horn at this time and represent only Kimley-Horn's judgment as a design professional familiar with the construction industry. Kimley-Horn cannot and does not guarantee that proposals, bids, or actual construction costs will not vary from its opinions of probable costs.

Sidewalk Barrier Conceptual Budget Summary

Sidewalk barriers are displayed for visual purposes only. Their associated costs are stored in the s ver, which is costed panel-by-panel in the Facility Priority Summary.

PROW Sidewalk Corridor Compliance Summary

Corridor

SPRINGHILL CT

Corridor Score & Severity

Score: 3

MEDIUM

Corridor Cost Summary

Facility Type		Cost
Sidewalk	$	25,425
Crosswalks	$	0
Curb Ramps	$	0
Missing Ramps	$	0

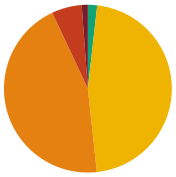

Sidewalk Barrier Priority Distribution

Priority	Percentage (%)
1	1%
2	6%
3	45%
4	46%
5	2%

Corridor Map

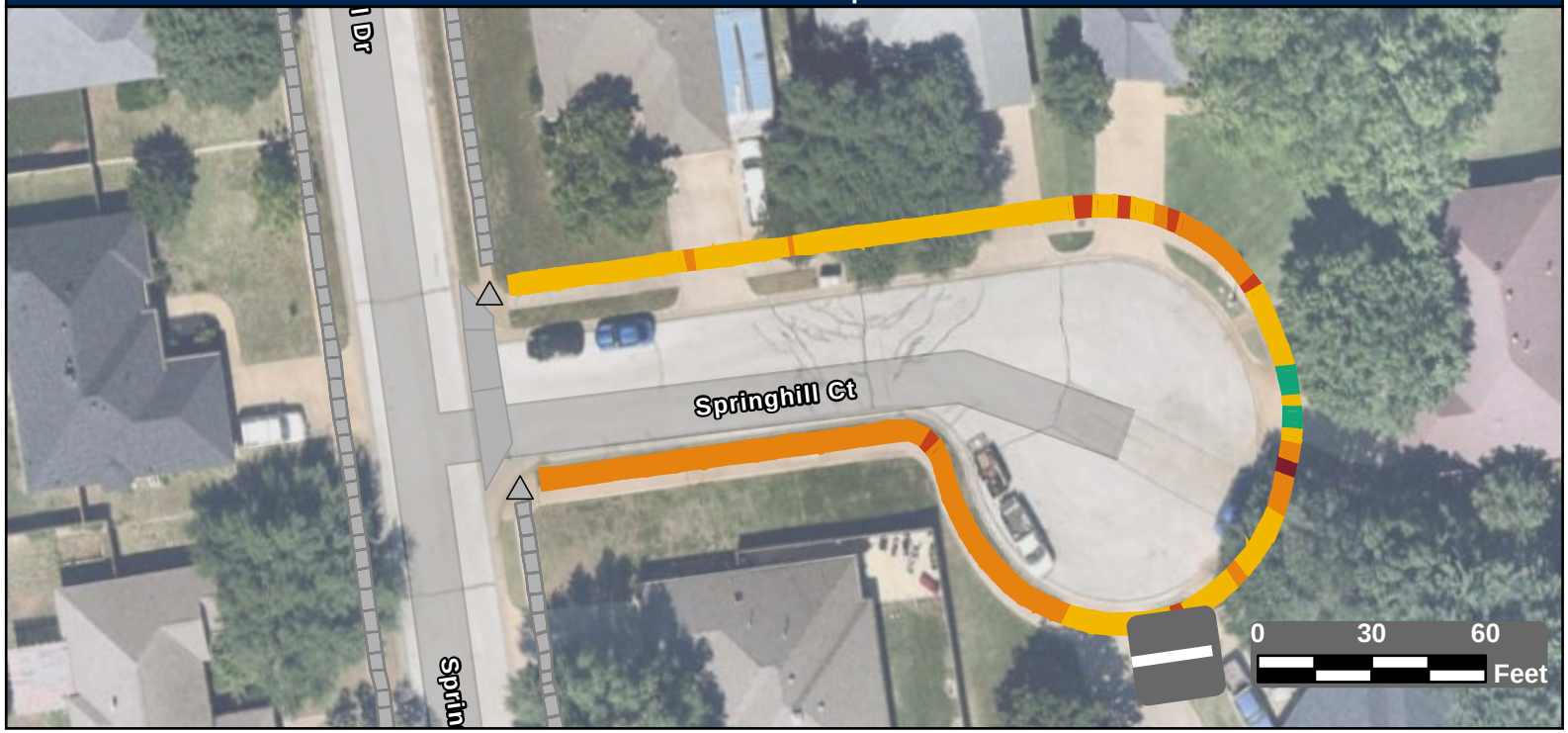

Facility Condition Summary

Sidewalks

Barrier Priority	Length (yd)		Cost
1	5	$	396
2	27	$	1,539
3	207	$	14,937
4	215	$	7,954
5	8	$	600
Total	462	$	25,425

Curb Ramps

Barrier Priority	Quantity		Cost
1	0	$	0
2	0	$	0
3	0	$	0
4	0	$	0
5	0	$	0
Total	0	$	0

Crosswalks

Barrier Priority	Length (yd)		Cost
1	0	$	0
2	0	$	0
3	0	$	0
4	0	$	0
5	0	$	0
Total	0	$	0

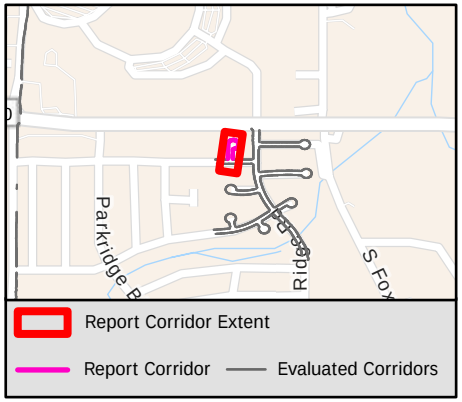

Sidewalk Barrier Summary

Pole	Quantity:	0
Fire Hydrant	Quantity:	0
Vault	Quantity:	0
Vegetation	Quantity:	0
Sign	Quantity:	0
Other	Quantity:	0

Missing Curb Ramps

Symbol	Quantity		Cost
	0	$	0

Curb Ramps Shown in Other Reports

Symbol	Quantity	Cost
	2	Other Report

Conceptual Budget Estimate Disclaimer

This "cost report" assigns a conceptual budget estimate to resolve non-compliance issues and was developed for planning purposes only. Kimley-Horn has no control over the cost of labor, materials, equipment, or over the Contractor's methods of determining prices or over competitive bidding or market conditions. Opinions of probable costs provided herein are based on the information known to Kimley-Horn at this time and represent only Kimley-Horn's judgment as a design professional familiar with the construction industry. Kimley-Horn cannot and does not guarantee that proposals, bids, or actual construction costs will not vary from its opinions of probable costs.

Sidewalk Barrier Conceptual Budget Summary

Sidewalk barriers are displayed for visual purposes only. Their associated costs are stored in the s yer, which is costed panel-by-panel in the Facility Priority Summary.

PROW Sidewalk Corridor Compliance Summary

Corridor

SPRINGWILLOW RD

Corridor Score & Severity

Score: 1
HIGH

Corridor Cost Summary

Facility Type		Cost
Sidewalk	$	125,367
Crosswalks	$	4,879
Curb Ramps	$	17,350
Missing Ramps	$	0

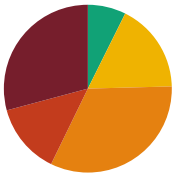

Sidewalk Barrier Priority Distribution

Priority	Percentage (%)
1	29%
2	14%
3	33%
4	17%
5	7%

Corridor Map

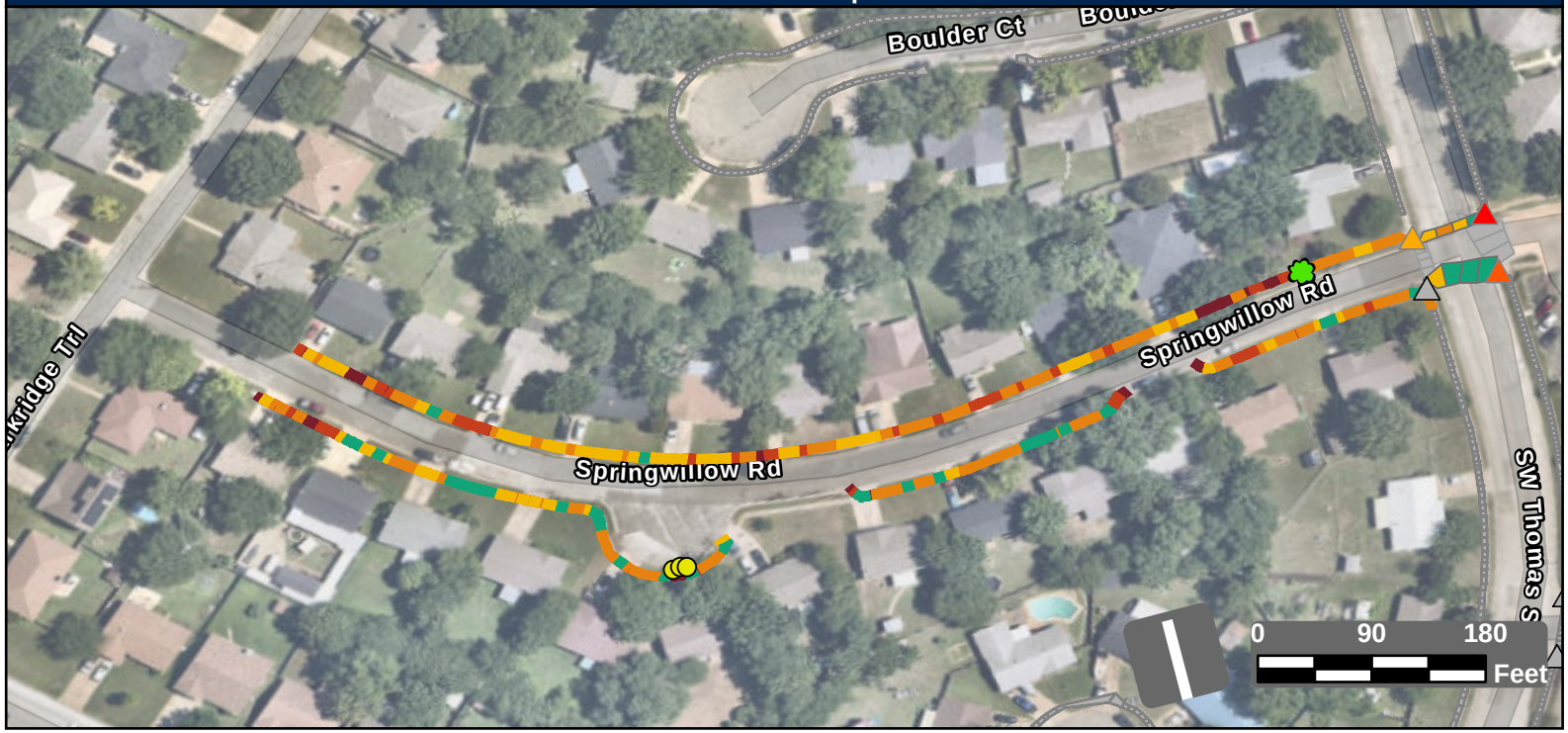

Facility Condition Summary

Sidewalks

Barrier Priority	Length (yd)		Cost
1	566	$	40,883
2	264	$	18,435
3	633	$	45,699
4	334	$	17,545
5	143	$	2,804
Total	1,939	$	125,367

Curb Ramps

Barrier Priority	Quantity		Cost
1	1	$	8,950
2	1	$	2,450
3	1	$	5,950
4	0	$	0
5	0	$	0
Total	3	$	17,350

Crosswalks

Barrier Priority	Length (yd)		Cost
1	0	$	0
2	0	$	0
3	11	$	996
4	61	$	3,883
5	159	$	
Total	230	$	4,879

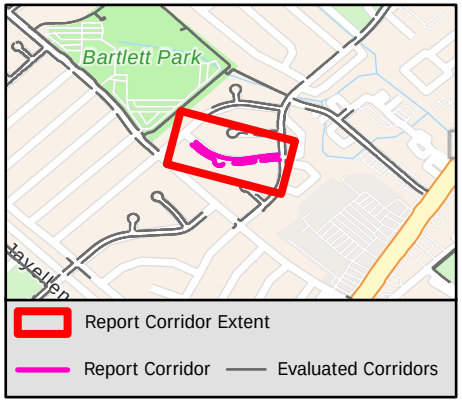

Sidewalk Barrier Summary

Pole	Quantity:	0
Fire Hydrant	Quantity:	0
Vault	Quantity:	0
Vegetation	Quantity:	1
Sign	Quantity:	0
Other	Quantity:	3

Missing Curb Ramps

Symbol	Quantity		Cost
	0	$	0

Curb Ramps Shown in Other Reports

Symbol	Quantity	Cost
	3	Other Report

Conceptual Budget Estimate Disclaimer

This "cost report" assigns a conceptual budget estimate to resolve non-compliance issues and was developed for planning purposes only. Kimley-Horn has no control over the cost of labor, materials, equipment, or over the Contractor's methods of determining prices or over competitive bidding or market conditions. Opinions of probable costs provided herein are based on the information known to Kimley-Horn at this time and represent only Kimley-Horn's judgment as a design professional familiar with the construction industry. Kimley-Horn cannot and does not guarantee that proposals, bids, or actual construction costs will not vary from its opinions of probable costs.

Sidewalk Barrier Conceptual Budget Summary

Sidewalk barriers are displayed for visual purposes only. Their associated costs are stored in the s yer, which is costed panel-by-panel in the Facility Priority Summary.

PROW Sidewalk Corridor Compliance Summary

Item B.

Corridor

SPYGLASS CT

Corridor Score & Severity

Score: 3

MEDIUM

Corridor Cost Summary

Facility Type		Cost
Sidewalk	$	16,339
Crosswalks	$	0
Curb Ramps	$	0
Missing Ramps	$	0

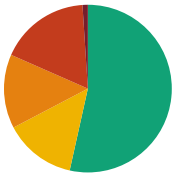

Sidewalk Barrier Priority Distribution

Priority	Percentage (%)
1	1%
2	17%
3	14%
4	14%
5	53%

Corridor Map

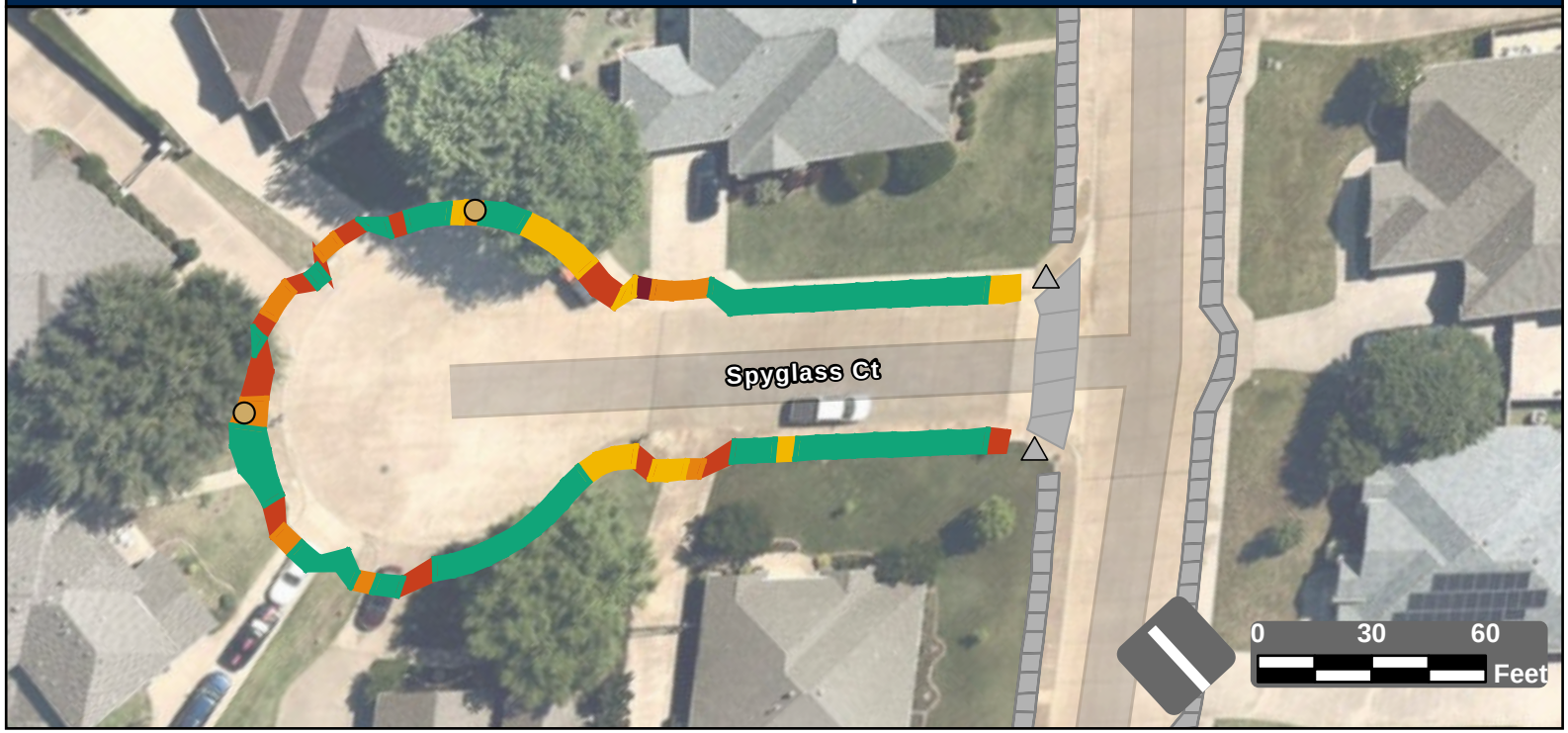

Facility Condition Summary

Sidewalks

Barrier Priority	Length (yd)		Cost
1	5	$	329
2	76	$	4,161
3	63	$	4,515
4	61	$	4,425
5	234	$	2,909
Total	437	$	16,339

Curb Ramps

Barrier Priority	Quantity		Cost
1	0	$	0
2	0	$	0
3	0	$	0
4	0	$	0
5	0	$	0
Total	0	$	0

Crosswalks

Barrier Priority	Length (yd)		Cost
1	0	$	0
2	0	$	0
3	0	$	0
4	0	$	0
5	0	$	0
Total	0	$	0

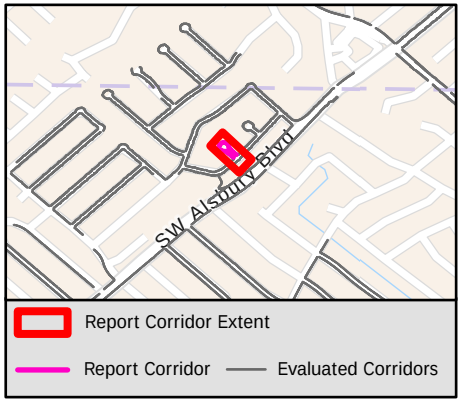

Sidewalk Barrier Summary

Pole	Quantity:	2
Fire Hydrant	Quantity:	0
Vault	Quantity:	0
Vegetation	Quantity:	0
Sign	Quantity:	0
Other	Quantity:	0

Missing Curb Ramps

Symbol	Quantity		Cost
	0	$	0

Curb Ramps Shown in Other Reports

Symbol	Quantity	Cost
	2	Other Report

Conceptual Budget Estimate Disclaimer

This "cost report" assigns a conceptual budget estimate to resolve non-compliance issues and was developed for planning purposes only. Kimley-Horn has no control over the cost of labor, materials, equipment, or over the Contractor's methods of determining prices or over competitive bidding or market conditions. Opinions of probable costs provided herein are based on the information known to Kimley-Horn at this time and represent only Kimley-Horn's judgment as a design professional familiar with the construction industry. Kimley-Horn cannot and does not guarantee that proposals, bids, or actual construction costs will not vary from its opinions of probable costs.

Sidewalk Barrier Conceptual Budget Summary

Sidewalk barriers are displayed for visual purposes only. Their associated costs are stored in the s ver, which is costed panel-by-panel in the Facility Priority Summary.

2121

PROW Sidewalk Corridor Compliance Summary

Corridor

ST ANDREWS DR

Corridor Score & Severity

Score: 5

LOW

Corridor Cost Summary

Facility Type		Cost
Sidewalk	$	198,891
Crosswalks	$	3,469
Curb Ramps	$	17,850
Missing Ramps	$	7,000

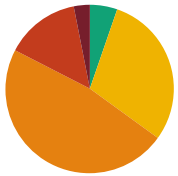

Sidewalk Barrier Priority Distribution

Priority	Percentage (%)
1	3%
2	14%
3	48%
4	30%
5	5%

Corridor Map



Facility Condition Summary

Sidewalks

Barrier Priority	Length (yd)		Cost
1	97	$	6,580
2	455	$	30,188
3	1,502	$	108,458
4	939	$	41,800
5	166	$	11,864
Total	3,158	$	198,891

Curb Ramps

Barrier Priority	Quantity		Cost
1	2	$	11,900
2	0	$	0
3	1	$	5,950
4	0	$	0
5	0	$	0
Total	3	$	17,850

Crosswalks

Barrier Priority	Length (yd)		Cost
1	0	$	0
2	0	$	0
3	4	$	0
4	35	$	3,469
5	214	$	
Total	252	$	3,469

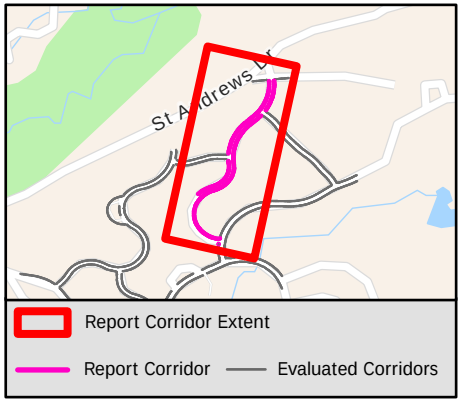

Sidewalk Barrier Summary

Pole	Quantity:	0
Fire Hydrant	Quantity:	0
Vault	Quantity:	0
Vegetation	Quantity:	0
Sign	Quantity:	0
Other	Quantity:	0

Missing Curb Ramps

Symbol	Quantity		Cost
	1	$	7,000

Curb Ramps Shown in Other Reports

Symbol	Quantity	Cost
	7	Other Report

Conceptual Budget Estimate Disclaimer

This "cost report" assigns a conceptual budget estimate to resolve non-compliance issues and was developed for planning purposes only. Kimley-Horn has no control over the cost of labor, materials, equipment, or over the Contractor's methods of determining prices or over competitive bidding or market conditions. Opinions of probable costs provided herein are based on the information known to Kimley-Horn at this time and represent only Kimley-Horn's judgment as a design professional familiar with the construction industry. Kimley-Horn cannot and does not guarantee that proposals, bids, or actual construction costs will not vary from its opinions of probable costs.

Sidewalk Barrier Conceptual Budget Summary

Sidewalk barriers are displayed for visual purposes only. Their associated costs are stored in the s yer, which is costed panel-by-panel in the Facility Priority Summary.

PROW Sidewalk Corridor Compliance Summary

Item B.

Corridor

ST CROIX ST

Corridor Score & Severity

Score: 5

LOW

Corridor Cost Summary

Facility Type		Cost
Sidewalk	$	96,136
Crosswalks	$	1,559
Curb Ramps	$	13,400
Missing Ramps	$	7,000

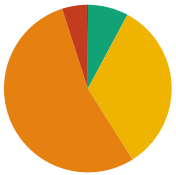

Sidewalk Barrier Priority Distribution

Priority	Percentage (%)
1	0%
2	5%
3	54%
4	33%
5	8%

Corridor Map



Facility Condition Summary

Sidewalks

Barrier Priority	Length (yd)		Cost
1	4	$	134
2	89	$	5,772
3	1,010	$	72,916
4	621	$	11,230
5	146	$	6,084
Total	1,870	$	96,136

Curb Ramps

Barrier Priority	Quantity		Cost
1	0	$	0
2	0	$	0
3	2	$	13,400
4	0	$	0
5	0	$	0
Total	2	$	13,400

Crosswalks

Barrier Priority	Length (yd)		Cost
1	0	$	0
2	0	$	0
3	0	$	0
4	16	$	1,559
5	54	$	
Total	70	$	1,559

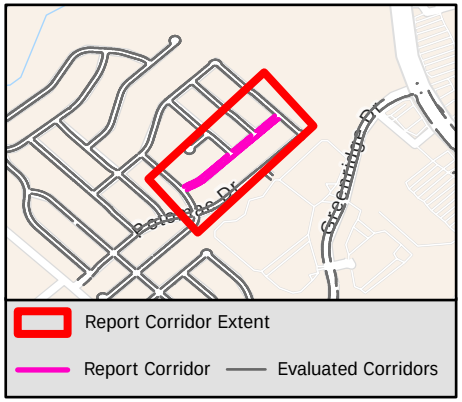

Sidewalk Barrier Summary

Pole	Quantity:	0
Fire Hydrant	Quantity:	0
Vault	Quantity:	0
Vegetation	Quantity:	0
Sign	Quantity:	0
Other	Quantity:	0

Missing Curb Ramps

Symbol	Quantity		Cost
	1	$	7,000

Curb Ramps Shown in Other Reports

Symbol	Quantity	Cost
	15	Other Report

Conceptual Budget Estimate Disclaimer

This "cost report" assigns a conceptual budget estimate to resolve non-compliance issues and was developed for planning purposes only. Kimley-Horn has no control over the cost of labor, materials, equipment, or over the Contractor's methods of determining prices or over competitive bidding or market conditions. Opinions of probable costs provided herein are based on the information known to Kimley-Horn at this time and represent only Kimley-Horn's judgment as a design professional familiar with the construction industry. Kimley-Horn cannot and does not guarantee that proposals, bids, or actual construction costs will not vary from its opinions of probable costs.

Sidewalk Barrier Conceptual Budget Summary

Sidewalk barriers are displayed for visual purposes only. Their associated costs are stored in the s yer, which is costed panel-by-panel in the Facility Priority Summary.

2123

PROW Sidewalk Corridor Compliance Summary

Corridor

ST ELIAS DR

Corridor Score & Severity

Score: 4
MEDIUM

Corridor Cost Summary

Facility Type		Cost
Sidewalk	$	127,631
Crosswalks	$	1,292
Curb Ramps	$	23,800
Missing Ramps	$	7,000



Sidewalk Barrier Priority Distribution

Priority	Percentage (%)
1	0%
2	9%
3	37%
4	44%
5	10%

Corridor Map

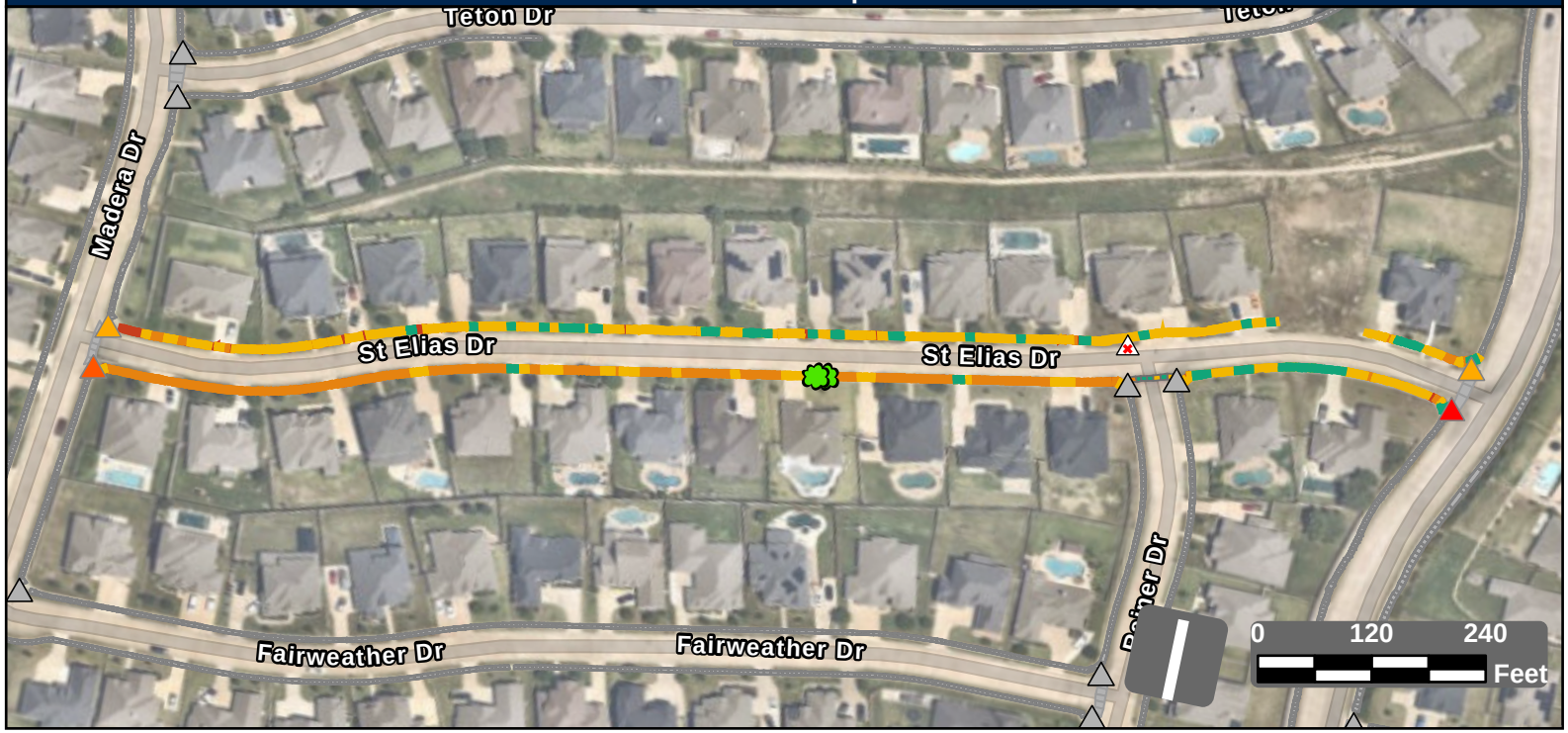

Facility Condition Summary

Sidewalks

Barrier Priority	Length (yd)		Cost
1	0	$	0
2	196	$	12,865
3	820	$	59,270
4	964	$	45,635
5	214	$	9,862
Total	2,195	$	127,631

Curb Ramps

Barrier Priority	Quantity		Cost
1	1	$	5,950
2	1	$	5,950
3	2	$	11,900
4	0	$	0
5	0	$	0
Total	4	$	23,800

Crosswalks

Barrier Priority	Length (yd)		Cost
1	0	$	0
2	0	$	0
3	4	$	0
4	10	$	1,292
5	16	$	
Total	29	$	1,292

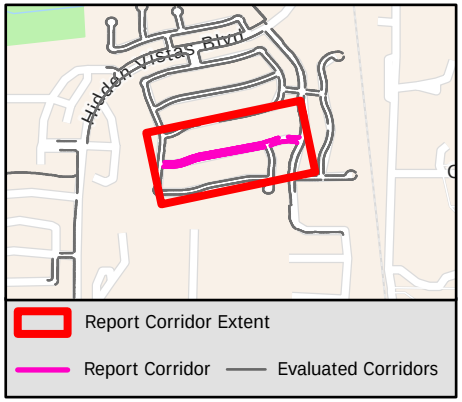

Sidewalk Barrier Summary

Pole	Quantity:	0
Fire Hydrant	Quantity:	0
Vault	Quantity:	0
Vegetation	Quantity:	2
Sign	Quantity:	0
Other	Quantity:	0

Missing Curb Ramps

Symbol	Quantity		Cost
	1	$	7,000

Curb Ramps Shown in Other Reports

Symbol	Quantity	Cost
	8	Other Report

Conceptual Budget Estimate Disclaimer

This "cost report" assigns a conceptual budget estimate to resolve non-compliance issues and was developed for planning purposes only. Kimley-Horn has no control over the cost of labor, materials, equipment, or over the Contractor's methods of determining prices or over competitive bidding or market conditions. Opinions of probable costs provided herein are based on the information known to Kimley-Horn at this time and represent only Kimley-Horn's judgment as a design professional familiar with the construction industry. Kimley-Horn cannot and does not guarantee that proposals, bids, or actual construction costs will not vary from its opinions of probable costs.

Sidewalk Barrier Conceptual Budget Summary

Sidewalk barriers are displayed for visual purposes only. Their associated costs are stored in the s yer, which is costed panel-by-panel in the Facility Priority Summary.

PROW Sidewalk Corridor Compliance Summary

Corridor

STAMPEDE DR

Corridor Score & Severity

Score: 2

HIGH

Corridor Cost Summary

Facility Type		Cost
Sidewalk	$	16,346
Crosswalks	$	0
Curb Ramps	$	44,650
Missing Ramps	$	0

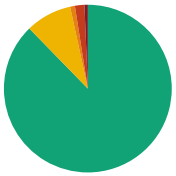

Sidewalk Barrier Priority Distribution

Priority	Percentage (%)
1	1%
2	2%
3	1%
4	9%
5	88%

Corridor Map



Facility Condition Summary

Sidewalks

Barrier Priority	Length (yd)		Cost
1	6	$	521
2	17	$	1,069
3	9	$	625
4	82	$	6,096
5	812	$	8,035
Total	926	$	16,346

Curb Ramps

Barrier Priority	Quantity		Cost
1	0	$	0
2	4	$	26,800
3	3	$	17,850
4	0	$	0
5	0	$	0
Total	7	$	44,650

Crosswalks

Barrier Priority	Length (yd)		Cost
1	0	$	0
2	0	$	0
3	0	$	0
4	0	$	0
5	0	$	0
Total	0	$	0

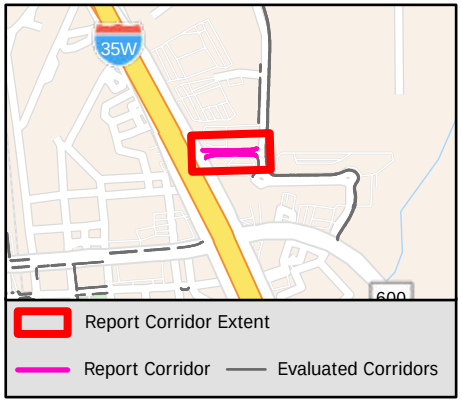

Sidewalk Barrier Summary

Pole	Quantity:	0
Fire Hydrant	Quantity:	0
Vault	Quantity:	0
Vegetation	Quantity:	0
Sign	Quantity:	0
Other	Quantity:	0

Missing Curb Ramps

Symbol	Quantity		Cost
	0	$	0

Curb Ramps Shown in Other Reports

Symbol	Quantity	Cost
	6	Other Report

Conceptual Budget Estimate Disclaimer

This "cost report" assigns a conceptual budget estimate to resolve non-compliance issues and was developed for planning purposes only. Kimley-Horn has no control over the cost of labor, materials, equipment, or over the Contractor's methods of determining prices or over competitive bidding or market conditions. Opinions of probable costs provided herein are based on the information known to Kimley-Horn at this time and represent only Kimley-Horn's judgment as a design professional familiar with the construction industry. Kimley-Horn cannot and does not guarantee that proposals, bids, or actual construction costs will not vary from its opinions of probable costs.

Sidewalk Barrier Conceptual Budget Summary

Sidewalk barriers are displayed for visual purposes only. Their associated costs are stored in the s yer, which is costed panel-by-panel in the Facility Priority Summary.

PROW Sidewalk Corridor Compliance Summary

Corridor

STARLING CT

Corridor Score & Severity

Score: 3
MEDIUM

Corridor Cost Summary

Facility Type		Cost
Sidewalk	$	59,227
Crosswalks	$	0
Curb Ramps	$	0
Missing Ramps	$	0

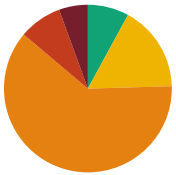

Sidewalk Barrier Priority Distribution

Priority	Percentage (%)
1	6%
2	8%
3	62%
4	17%
5	8%

Corridor Map



Facility Condition Summary

Sidewalks

Barrier Priority	Length (yd)		Cost
1	52	$	3,577
2	77	$	5,709
3	574	$	41,506
4	155	$	7,139
5	74	$	1,297
Total	932	$	59,227

Curb Ramps

Barrier Priority	Quantity		Cost
1	0	$	0
2	0	$	0
3	0	$	0
4	0	$	0
5	0	$	0
Total	0	$	0

Crosswalks

Barrier Priority	Length (yd)		Cost
1	0	$	0
2	0	$	0
3	0	$	0
4	0	$	0
5	0	$	0
Total	0	$	0

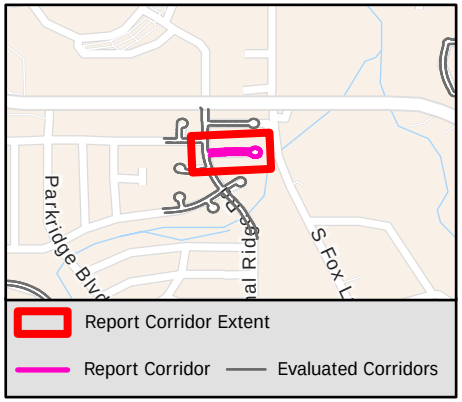

Sidewalk Barrier Summary

Pole	Quantity:	0
Fire Hydrant	Quantity:	0
Vault	Quantity:	0
Vegetation	Quantity:	0
Sign	Quantity:	0
Other	Quantity:	0

Missing Curb Ramps

Symbol	Quantity		Cost
	0	$	0

Curb Ramps Shown in Other Reports

Symbol	Quantity	Cost
	6	Other Report

Conceptual Budget Estimate Disclaimer

This "cost report" assigns a conceptual budget estimate to resolve non-compliance issues and was developed for planning purposes only. Kimley-Horn has no control over the cost of labor, materials, equipment, or over the Contractor's methods of determining prices or over competitive bidding or market conditions. Opinions of probable costs provided herein are based on the information known to Kimley-Horn at this time and represent only Kimley-Horn's judgment as a design professional familiar with the construction industry. Kimley-Horn cannot and does not guarantee that proposals, bids, or actual construction costs will not vary from its opinions of probable costs.

Sidewalk Barrier Conceptual Budget Summary

Sidewalk barriers are displayed for visual purposes only. Their associated costs are stored in the s yer, which is costed panel-by-panel in the Facility Priority Summary.

PROW Sidewalk Corridor Compliance Summary

Corridor

STEFANIE ST

Corridor Score & Severity

Score: 4
MEDIUM

Corridor Cost Summary

Facility Type		Cost
Sidewalk	$	0
Crosswalks	$	0
Curb Ramps	$	13,850
Missing Ramps	$	0

Sidewalk Barrier Priority Distribution

Priority	Percentage (%)
1	%
2	%
3	%
4	%
5	%

Corridor Map



Facility Condition Summary

Sidewalks

Barrier Priority	Length (yd)		Cost
1	0	$	0
2	0	$	0
3	0	$	0
4	0	$	0
5	0	$	0
Total	0	$	0

Curb Ramps

Barrier Priority	Quantity		Cost
1	0	$	0
2	0	$	0
3	1	$	450
4	2	$	13,400
5	1	$	0
Total	4	$	13,850

Crosswalks

Barrier Priority	Length (yd)		Cost
1	0	$	0
2	0	$	0
3	0	$	0
4	0	$	0
5	0	$	0
Total	0	$	0

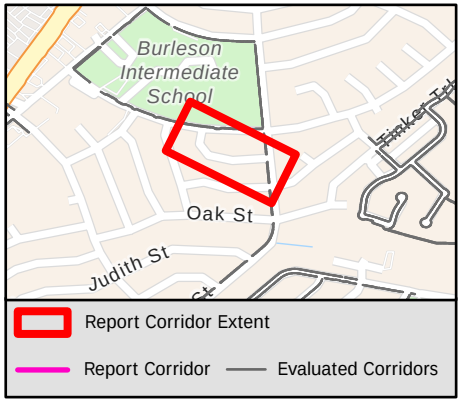

Sidewalk Barrier Summary

Pole	Quantity:	0
Fire Hydrant	Quantity:	0
Vault	Quantity:	0
Vegetation	Quantity:	0
Sign	Quantity:	0
Other	Quantity:	0

Missing Curb Ramps

Symbol	Quantity		Cost
	0	$	0

Curb Ramps Shown in Other Reports

Symbol	Quantity	Cost
	4	Other Report

Conceptual Budget Estimate Disclaimer

This "cost report" assigns a conceptual budget estimate to resolve non-compliance issues and was developed for planning purposes only. Kimley-Horn has no control over the cost of labor, materials, equipment, or over the Contractor's methods of determining prices or over competitive bidding or market conditions. Opinions of probable costs provided herein are based on the information known to Kimley-Horn at this time and represent only Kimley-Horn's judgment as a design professional familiar with the construction industry. Kimley-Horn cannot and does not guarantee that proposals, bids, or actual construction costs will not vary from its opinions of probable costs.

Sidewalk Barrier Conceptual Budget Summary

Sidewalk barriers are displayed for visual purposes only. Their associated costs are stored in the s yer, which is costed panel-by-panel in the Facility Priority Summary.

PROW Sidewalk Corridor Compliance Summary

Item B.

Corridor

STEVEN ST

Corridor Score & Severity

Score: 5

LOW

Corridor Cost Summary

Facility Type		Cost
Sidewalk	$	0
Crosswalks	$	1,177
Curb Ramps	$	11,900
Missing Ramps	$	0

Sidewalk Barrier Priority Distribution

Priority	Percentage (%)
1	%
2	%
3	%
4	%
5	%

Corridor Map



Facility Condition Summary

Sidewalks

Barrier Priority	Length (yd)		Cost
1	0	$	0
2	0	$	0
3	0	$	0
4	0	$	0
5	0	$	0
Total	0	$	0

Curb Ramps

Barrier Priority	Quantity		Cost
1	2	$	11,900
2	0	$	0
3	0	$	0
4	0	$	0
5	0	$	0
Total	2	$	11,900

Crosswalks

Barrier Priority	Length (yd)		Cost
1	0	$	0
2	0	$	0
3	0	$	0
4	6	$	1,177
5	19	$	
Total	25	$	1,177

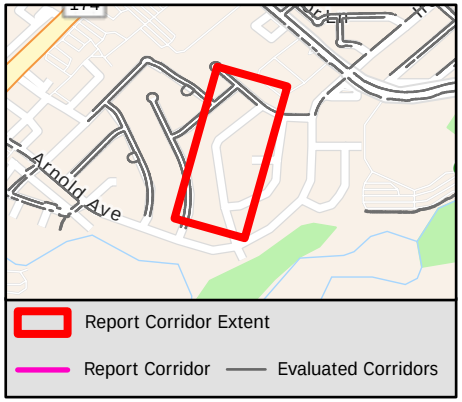

Sidewalk Barrier Summary

Pole	Quantity:	0
Fire Hydrant	Quantity:	0
Vault	Quantity:	0
Vegetation	Quantity:	0
Sign	Quantity:	0
Other	Quantity:	0

Missing Curb Ramps

Symbol	Quantity		Cost
	0	$	0

Curb Ramps Shown in Other Reports

Symbol	Quantity	Cost
	6	Other Report

Conceptual Budget Estimate Disclaimer

This "cost report" assigns a conceptual budget estimate to resolve non-compliance issues and was developed for planning purposes only. Kimley-Horn has no control over the cost of labor, materials, equipment, or over the Contractor's methods of determining prices or over competitive bidding or market conditions. Opinions of probable costs provided herein are based on the information known to Kimley-Horn at this time and represent only Kimley-Horn's judgment as a design professional familiar with the construction industry. Kimley-Horn cannot and does not guarantee that proposals, bids, or actual construction costs will not vary from its opinions of probable costs.

Sidewalk Barrier Conceptual Budget Summary

Sidewalk barriers are displayed for visual purposes only. Their associated costs are stored in the s yer, which is costed panel-by-panel in the Facility Priority Summary.

2128

PROW Sidewalk Corridor Compliance Summary

Corridor

STILLWATER DR

Corridor Score & Severity

Score: 5

LOW

Corridor Cost Summary

Facility Type		Cost
Sidewalk	$	139,907
Crosswalks	$	2,833
Curb Ramps	$	44,650
Missing Ramps	$	7,000

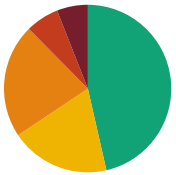

Sidewalk Barrier Priority Distribution

Priority	Percentage (%)
1	6%
2	6%
3	22%
4	19%
5	46%

Corridor Map



Facility Condition Summary

Sidewalks

Barrier Priority	Length (yd)		Cost
1	210	$	14,998
2	226	$	14,060
3	772	$	55,784
4	675	$	26,028
5	1,633	$	29,037
Total	3,516	$	139,907

Curb Ramps

Barrier Priority	Quantity		Cost
1	0	$	0
2	1	$	5,950
3	5	$	32,750
4	1	$	5,950
5	0	$	0
Total	7	$	44,650

Crosswalks

Barrier Priority	Length (yd)		Cost
1	0	$	0
2	0	$	0
3	0	$	0
4	28	$	2,833
5	87	$	
Total	116	$	2,833

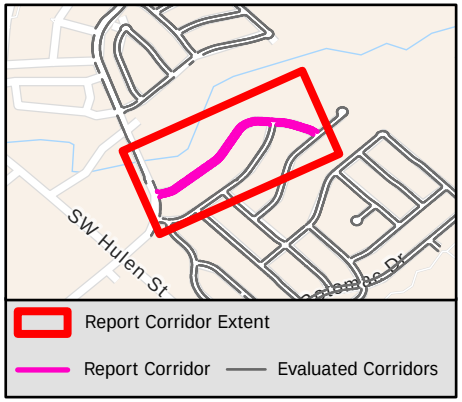

Sidewalk Barrier Summary

Pole	Quantity:	0
Fire Hydrant	Quantity:	0
Vault	Quantity:	0
Vegetation	Quantity:	0
Sign	Quantity:	0
Other	Quantity:	0

Missing Curb Ramps

Symbol	Quantity		Cost
	1	$	7,000

Curb Ramps Shown in Other Reports

Symbol	Quantity	Cost
	11	Other Report

Conceptual Budget Estimate Disclaimer

This "cost report" assigns a conceptual budget estimate to resolve non-compliance issues and was developed for planning purposes only. Kimley-Horn has no control over the cost of labor, materials, equipment, or over the Contractor's methods of determining prices or over competitive bidding or market conditions. Opinions of probable costs provided herein are based on the information known to Kimley-Horn at this time and represent only Kimley-Horn's judgment as a design professional familiar with the construction industry. Kimley-Horn cannot and does not guarantee that proposals, bids, or actual construction costs will not vary from its opinions of probable costs.

Sidewalk Barrier Conceptual Budget Summary

Sidewalk barriers are displayed for visual purposes only. Their associated costs are stored in the s yer, which is costed panel-by-panel in the Facility Priority Summary.

PROW Sidewalk Corridor Compliance Summary

Corridor

STOCKTON DR

Corridor Score & Severity

Score: 3
MEDIUM

Corridor Cost Summary

Facility Type		Cost
Sidewalk	$	107,889
Crosswalks	$	0
Curb Ramps	$	0
Missing Ramps	$	0

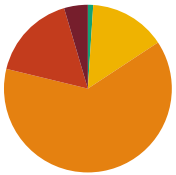

Sidewalk Barrier Priority Distribution

Priority	Percentage (%)
1	5%
2	17%
3	63%
4	15%
5	1%

Corridor Map



Facility Condition Summary

Sidewalks

Barrier Priority	Length (yd)		Cost
1	79	$	4,913
2	286	$	19,966
3	1,084	$	78,323
4	253	$	3,406
5	18	$	1,280
Total	1,720	$	107,889

Curb Ramps

Barrier Priority	Quantity		Cost
1	0	$	0
2	0	$	0
3	0	$	0
4	0	$	0
5	0	$	0
Total	0	$	0

Crosswalks

Barrier Priority	Length (yd)		Cost
1	0	$	0
2	0	$	0
3	0	$	0
4	0	$	0
5	0	$	0
Total	0	$	0

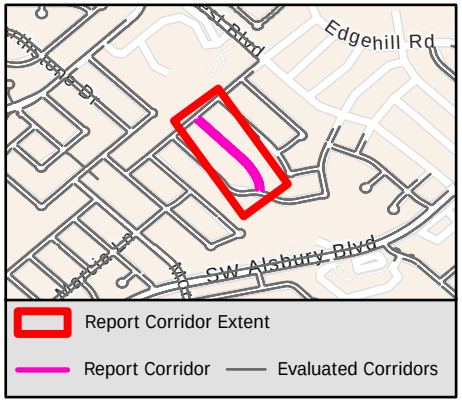

Sidewalk Barrier Summary

Pole	Quantity:	0
Fire Hydrant	Quantity:	0
Vault	Quantity:	0
Vegetation	Quantity:	0
Sign	Quantity:	0
Other	Quantity:	0

Missing Curb Ramps

Symbol	Quantity		Cost
	0	$	0

Curb Ramps Shown in Other Reports

Symbol	Quantity	Cost
	6	Other Report

Conceptual Budget Estimate Disclaimer

This "cost report" assigns a conceptual budget estimate to resolve non-compliance issues and was developed for planning purposes only. Kimley-Horn has no control over the cost of labor, materials, equipment, or over the Contractor's methods of determining prices or over competitive bidding or market conditions. Opinions of probable costs provided herein are based on the information known to Kimley-Horn at this time and represent only Kimley-Horn's judgment as a design professional familiar with the construction industry. Kimley-Horn cannot and does not guarantee that proposals, bids, or actual construction costs will not vary from its opinions of probable costs.

Sidewalk Barrier Conceptual Budget Summary

Sidewalk barriers are displayed for visual purposes only. Their associated costs are stored in the s yer, which is costed panel-by-panel in the Facility Priority Summary.

PROW Sidewalk Corridor Compliance Summary

Corridor

STONEBROOKE DR

Corridor Score & Severity

Score: 1
HIGH

Corridor Cost Summary

Facility Type		Cost
Sidewalk	$	14,553
Crosswalks	$	0
Curb Ramps	$	5,950
Missing Ramps	$	0

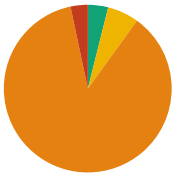

Sidewalk Barrier Priority Distribution

Priority	Percentage (%)
1	0%
2	3%
3	87%
4	6%
5	4%

Corridor Map



Facility Condition Summary

Sidewalks

Barrier Priority	Length (yd)		Cost
1	0	$	0
2	7	$	492
3	178	$	12,828
4	12	$	655
5	8	$	577
Total	205	$	14,553

Curb Ramps

Barrier Priority	Quantity		Cost
1	1	$	5,950
2	0	$	0
3	0	$	0
4	0	$	0
5	0	$	0
Total	1	$	5,950

Crosswalks

Barrier Priority	Length (yd)		Cost
1	0	$	0
2	0	$	0
3	0	$	0
4	0	$	0
5	0	$	0
Total	0	$	0

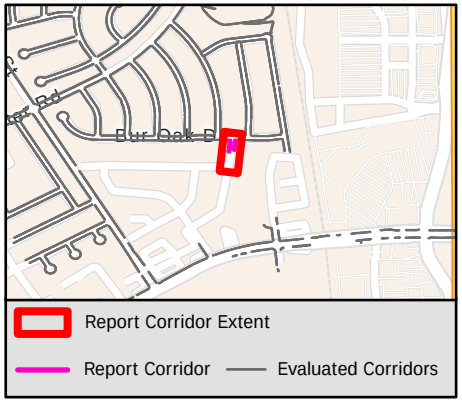

Sidewalk Barrier Summary

Pole	Quantity:	0
Fire Hydrant	Quantity:	0
Vault	Quantity:	0
Vegetation	Quantity:	0
Sign	Quantity:	0
Other	Quantity:	0

Missing Curb Ramps

Symbol	Quantity		Cost
	0	$	0

Curb Ramps Shown in Other Reports

Symbol	Quantity	Cost
	1	Other Report

Conceptual Budget Estimate Disclaimer

This "cost report" assigns a conceptual budget estimate to resolve non-compliance issues and was developed for planning purposes only. Kimley-Horn has no control over the cost of labor, materials, equipment, or over the Contractor's methods of determining prices or over competitive bidding or market conditions. Opinions of probable costs provided herein are based on the information known to Kimley-Horn at this time and represent only Kimley-Horn's judgment as a design professional familiar with the construction industry. Kimley-Horn cannot and does not guarantee that proposals, bids, or actual construction costs will not vary from its opinions of probable costs.

Sidewalk Barrier Conceptual Budget Summary

Sidewalk barriers are displayed for visual purposes only. Their associated costs are stored in the s yer, which is costed panel-by-panel in the Facility Priority Summary.

PROW Sidewalk Corridor Compliance Summary

Corridor

STRIBLING DR

Corridor Score & Severity

Score: 4

MEDIUM

Corridor Cost Summary

Facility Type		Cost
Sidewalk	$	60,713
Crosswalks	$	0
Curb Ramps	$	0
Missing Ramps	$	0

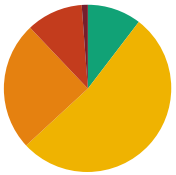

Sidewalk Barrier Priority Distribution

Priority	Percentage (%)
1	1%
2	11%
3	25%
4	53%
5	10%

Corridor Map

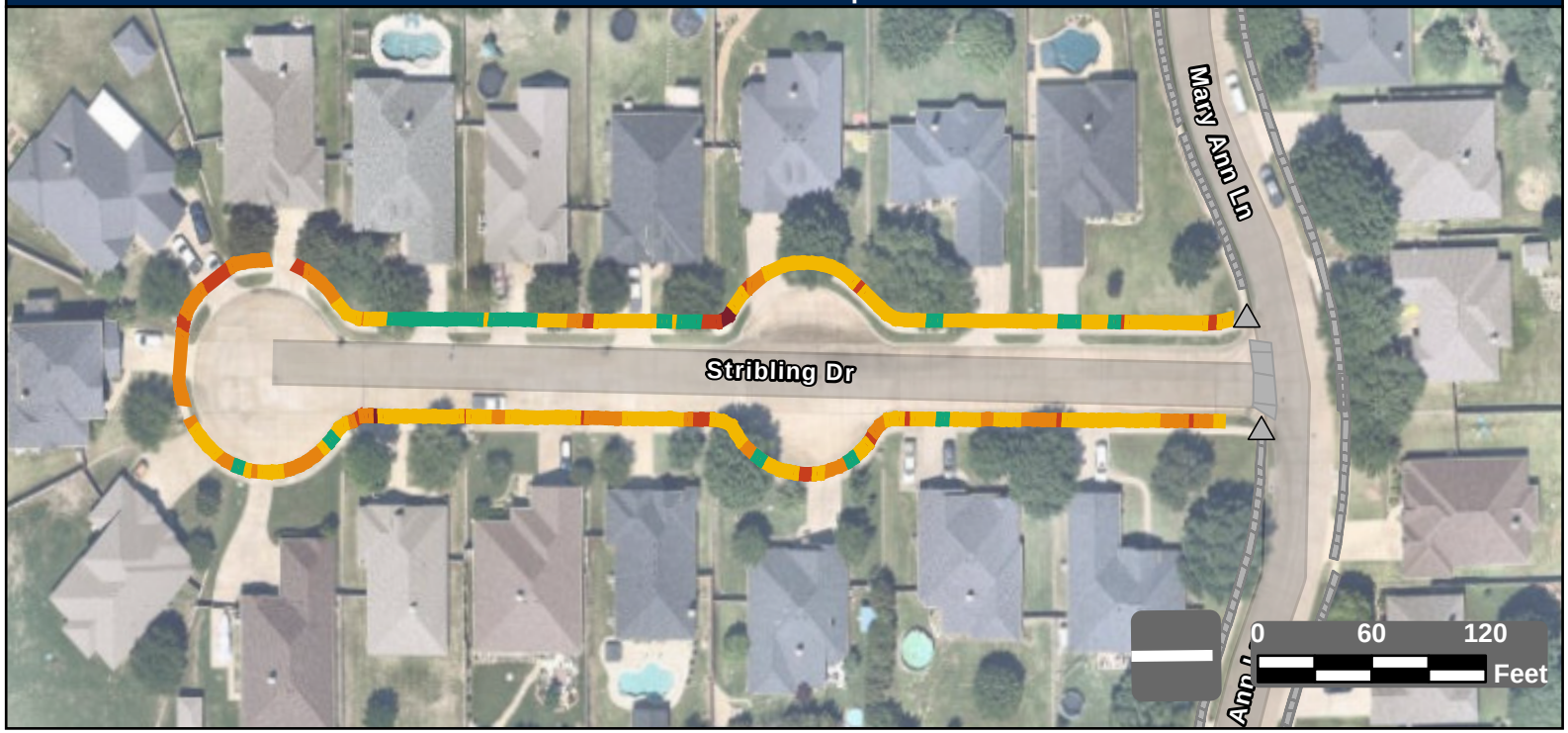

Facility Condition Summary

Sidewalks

Barrier Priority	Length (yd)		Cost
1	14	$	829
2	127	$	8,852
3	289	$	20,863
4	616	$	23,802
5	121	$	6,367
Total	1,166	$	60,713

Curb Ramps

Barrier Priority	Quantity		Cost
1	0	$	0
2	0	$	0
3	0	$	0
4	0	$	0
5	0	$	0
Total	0	$	0

Crosswalks

Barrier Priority	Length (yd)		Cost
1	0	$	0
2	0	$	0
3	0	$	0
4	0	$	0
5	0	$	0
Total	0	$	0

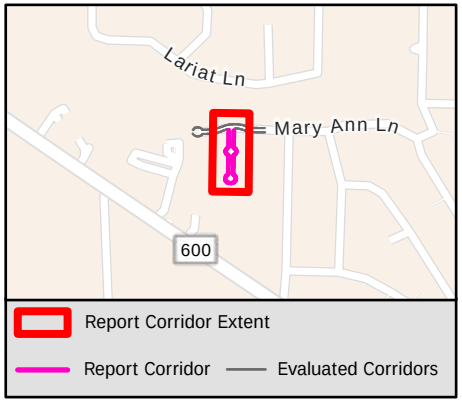

Sidewalk Barrier Summary

Pole	Quantity:	0
Fire Hydrant	Quantity:	0
Vault	Quantity:	0
Vegetation	Quantity:	0
Sign	Quantity:	0
Other	Quantity:	0

Missing Curb Ramps

Symbol	Quantity		Cost
	0	$	0

Curb Ramps Shown in Other Reports

Symbol	Quantity	Cost
	2	Other Report

Conceptual Budget Estimate Disclaimer

This "cost report" assigns a conceptual budget estimate to resolve non-compliance issues and was developed for planning purposes only. Kimley-Horn has no control over the cost of labor, materials, equipment, or over the Contractor's methods of determining prices or over competitive bidding or market conditions. Opinions of probable costs provided herein are based on the information known to Kimley-Horn at this time and represent only Kimley-Horn's judgment as a design professional familiar with the construction industry. Kimley-Horn cannot and does not guarantee that proposals, bids, or actual construction costs will not vary from its opinions of probable costs.

Sidewalk Barrier Conceptual Budget Summary

Sidewalk barriers are displayed for visual purposes only. Their associated costs are stored in the s 2132 yer, which is costed panel-by-panel in the Facility Priority Summary.

PROW Sidewalk Corridor Compliance Summary

Corridor

SUE ANN LN

Corridor Score & Severity

Score: 5

LOW

Corridor Cost Summary

Facility Type		Cost
Sidewalk	$	138,878
Crosswalks	$	0
Curb Ramps	$	33,700
Missing Ramps	$	0

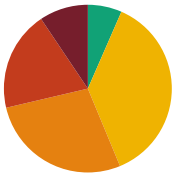

Sidewalk Barrier Priority Distribution

Priority	Percentage (%)
1	9%
2	19%
3	28%
4	37%
5	7%

Corridor Map

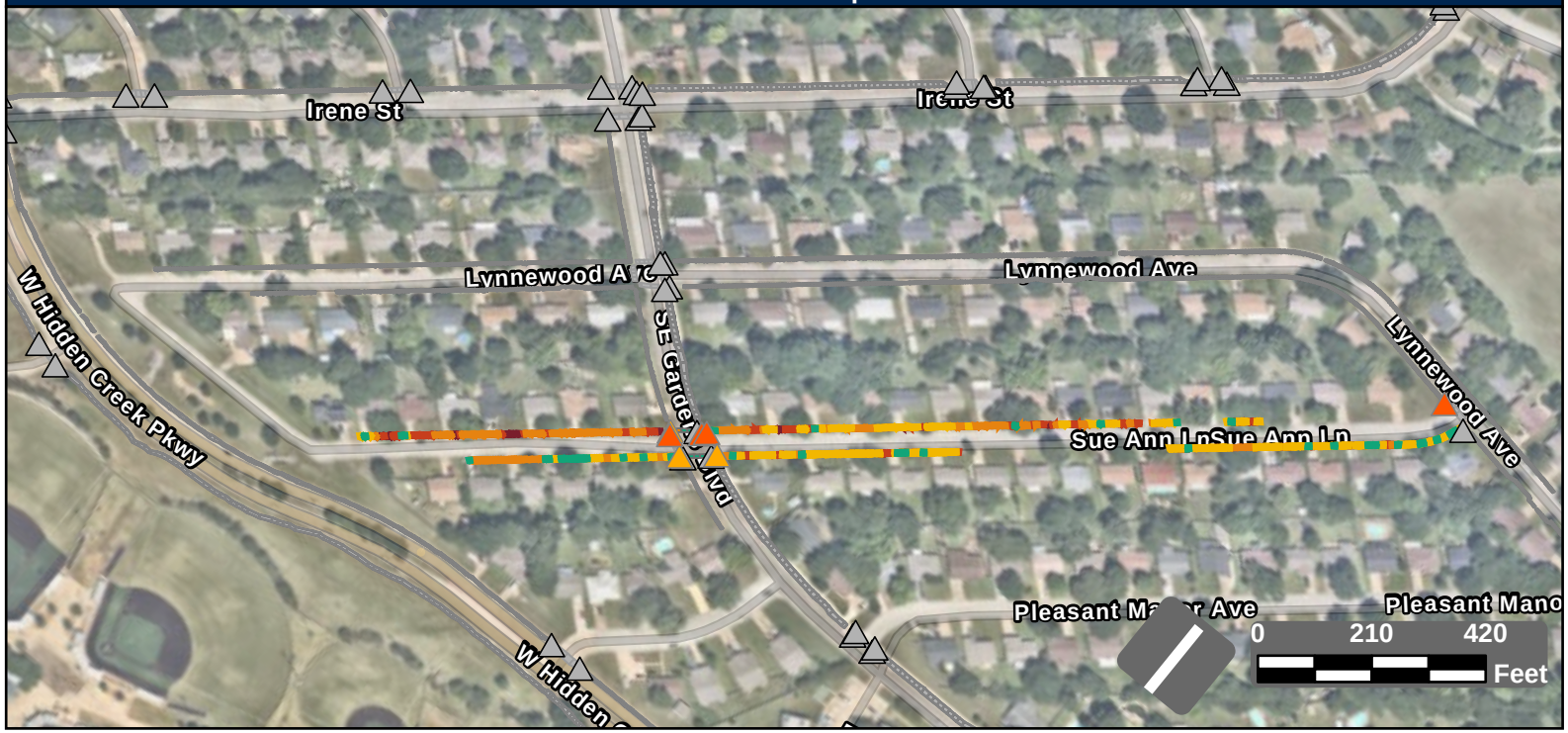

Facility Condition Summary

Sidewalks

Barrier Priority	Length (yd)		Cost
1	220	$	15,452
2	449	$	29,773
3	643	$	46,472
4	867	$	38,638
5	153	$	8,543
Total	2,332	$	138,878

Curb Ramps

Barrier Priority	Quantity		Cost
1	0	$	0
2	4	$	21,350
3	3	$	12,350
4	0	$	0
5	0	$	0
Total	7	$	33,700

Crosswalks

Barrier Priority	Length (yd)		Cost
1	0	$	0
2	0	$	0
3	10	$	0
4	0	$	0
5	63	$	0
Total	73	$	0

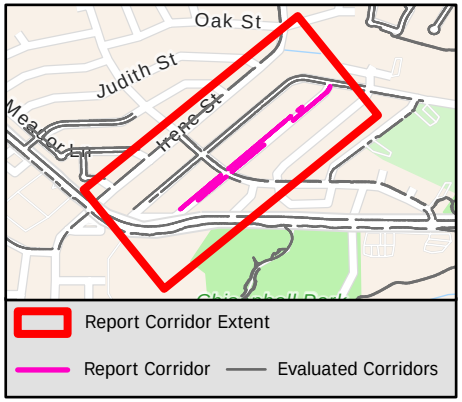

Sidewalk Barrier Summary

Pole	Quantity:	0
Fire Hydrant	Quantity:	0
Vault	Quantity:	0
Vegetation	Quantity:	0
Sign	Quantity:	0
Other	Quantity:	0

Missing Curb Ramps

Symbol	Quantity		Cost
	0	$	0

Curb Ramps Shown in Other Reports

Symbol	Quantity	Cost
	39	Other Report

Conceptual Budget Estimate Disclaimer

This "cost report" assigns a conceptual budget estimate to resolve non-compliance issues and was developed for planning purposes only. Kimley-Horn has no control over the cost of labor, materials, equipment, or over the Contractor's methods of determining prices or over competitive bidding or market conditions. Opinions of probable costs provided herein are based on the information known to Kimley-Horn at this time and represent only Kimley-Horn's judgment as a design professional familiar with the construction industry. Kimley-Horn cannot and does not guarantee that proposals, bids, or actual construction costs will not vary from its opinions of probable costs.

Sidewalk Barrier Conceptual Budget Summary

Sidewalk barriers are displayed for visual purposes only. Their associated costs are stored in the s yer, which is costed panel-by-panel in the Facility Priority Summary.

2133

PROW Sidewalk Corridor Compliance Summary

Corridor

SUNFLOWER CT

Corridor Score & Severity

Score: 4

MEDIUM

Corridor Cost Summary

Facility Type		Cost
Sidewalk	$	32,428
Crosswalks	$	0
Curb Ramps	$	0
Missing Ramps	$	0

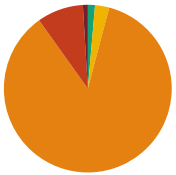

Sidewalk Barrier Priority Distribution

Priority	Percentage (%)
1	1%
2	9%
3	86%
4	3%
5	1%

Corridor Map

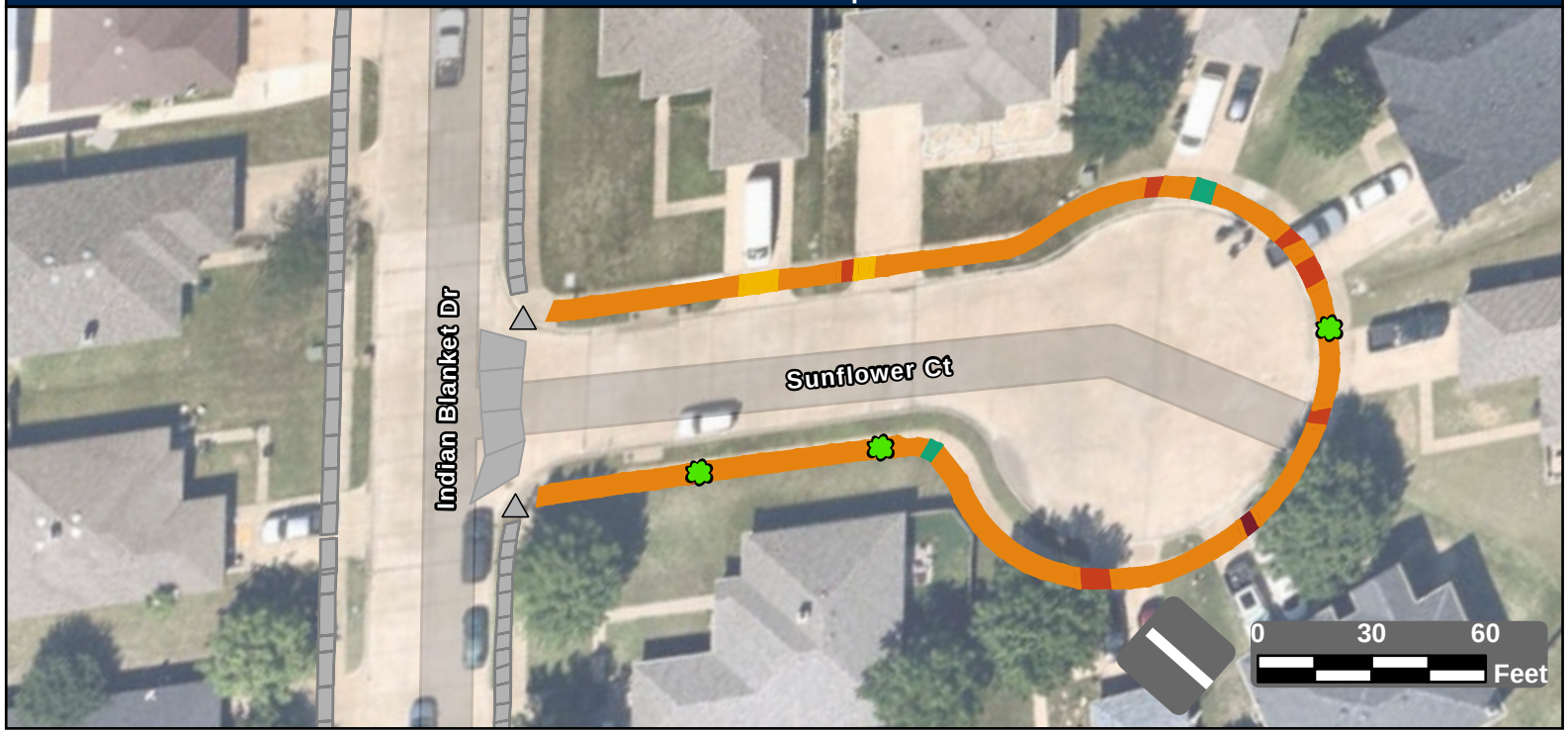

Facility Condition Summary

Sidewalks

Barrier Priority	Length (yd)		Cost
1	4	$	302
2	40	$	2,895
3	386	$	27,896
4	12	$	886
5	6	$	449
Total	449	$	32,428

Curb Ramps

Barrier Priority	Quantity		Cost
1	0	$	0
2	0	$	0
3	0	$	0
4	0	$	0
5	0	$	0
Total	0	$	0

Crosswalks

Barrier Priority	Length (yd)		Cost
1	0	$	0
2	0	$	0
3	0	$	0
4	0	$	0
5	0	$	0
Total	0	$	0

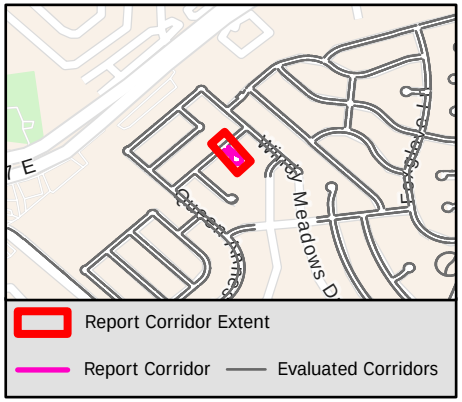

Sidewalk Barrier Summary

Pole	Quantity:	0
Fire Hydrant	Quantity:	0
Vault	Quantity:	0
Vegetation	Quantity:	3
Sign	Quantity:	0
Other	Quantity:	0

Missing Curb Ramps

Symbol	Quantity		Cost
	0	$	0

Curb Ramps Shown in Other Reports

Symbol	Quantity	Cost
	2	Other Report

Conceptual Budget Estimate Disclaimer

This "cost report" assigns a conceptual budget estimate to resolve non-compliance issues and was developed for planning purposes only. Kimley-Horn has no control over the cost of labor, materials, equipment, or over the Contractor's methods of determining prices or over competitive bidding or market conditions. Opinions of probable costs provided herein are based on the information known to Kimley-Horn at this time and represent only Kimley-Horn's judgment as a design professional familiar with the construction industry. Kimley-Horn cannot and does not guarantee that proposals, bids, or actual construction costs will not vary from its opinions of probable costs.

Sidewalk Barrier Conceptual Budget Summary

Sidewalk barriers are displayed for visual purposes only. Their associated costs are stored in the s 2134 yer, which is costed panel-by-panel in the Facility Priority Summary.

PROW Sidewalk Corridor Compliance Summary

Corridor

SUNNY MEADOWS DR

Corridor Score & Severity

Score: 2

HIGH

Corridor Cost Summary

Facility Type		Cost
Sidewalk	$	0
Crosswalks	$	0
Curb Ramps	$	5,950
Missing Ramps	$	0

Sidewalk Barrier Priority Distribution

Priority	Percentage (%)
1	%
2	%
3	%
4	%
5	%

Corridor Map

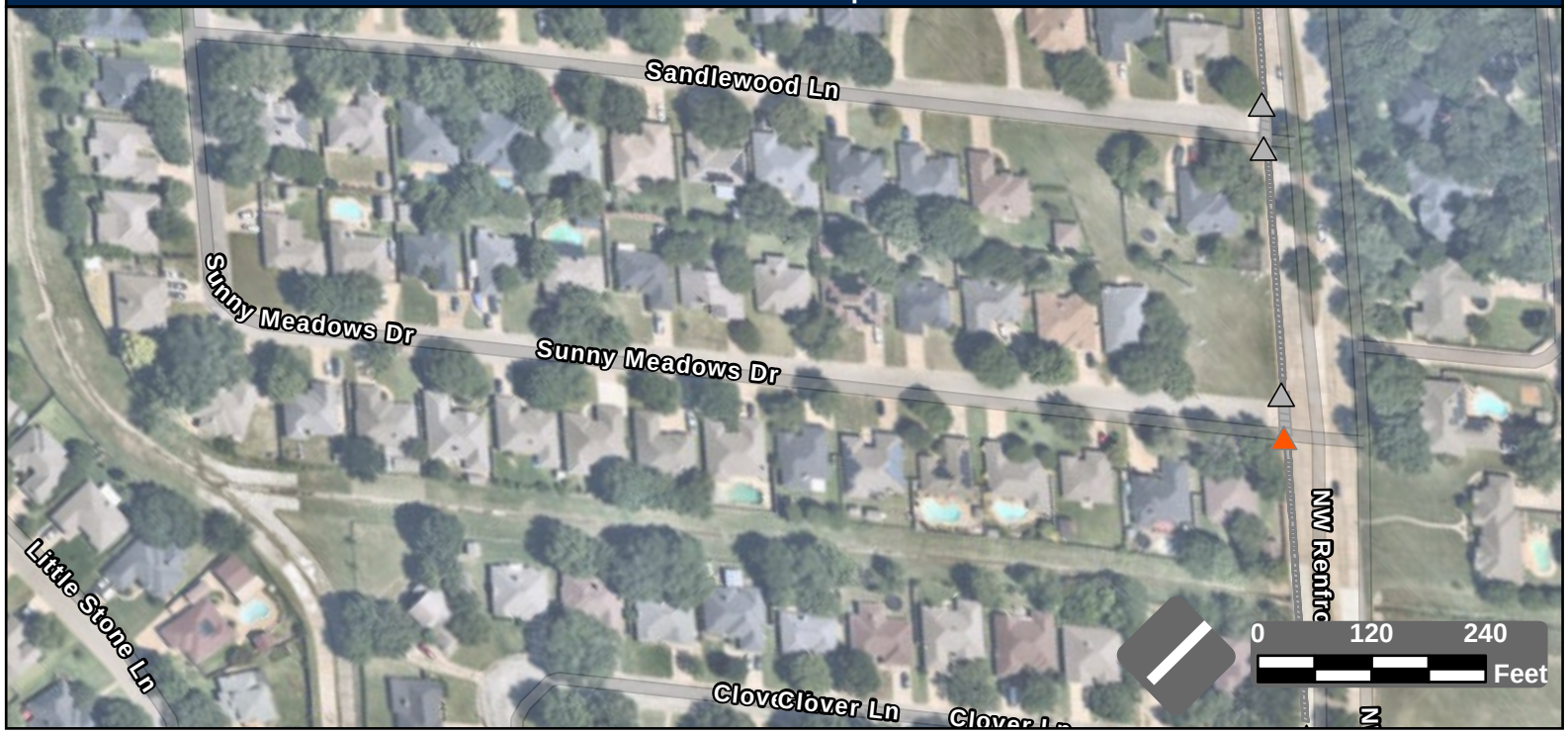

Facility Condition Summary

Sidewalks

Barrier Priority	Length (yd)		Cost
1	0	$	0
2	0	$	0
3	0	$	0
4	0	$	0
5	0	$	0
Total	0	$	0

Curb Ramps

Barrier Priority	Quantity		Cost
1	0	$	0
2	1	$	5,950
3	0	$	0
4	0	$	0
5	0	$	0
Total	1	$	5,950

Crosswalks

Barrier Priority	Length (yd)		Cost
1	0	$	0
2	0	$	0
3	0	$	0
4	0	$	0
5	0	$	0
Total	0	$	0

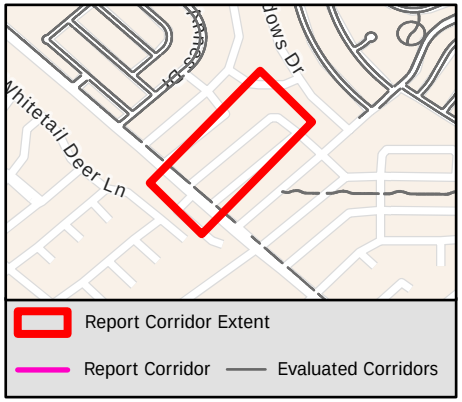

Sidewalk Barrier Summary

Pole	Quantity:	0
Fire Hydrant	Quantity:	0
Vault	Quantity:	0
Vegetation	Quantity:	0
Sign	Quantity:	0
Other	Quantity:	0

Missing Curb Ramps

Symbol	Quantity		Cost
	0	$	0

Curb Ramps Shown in Other Reports

Symbol	Quantity	Cost
	4	Other Report

Conceptual Budget Estimate Disclaimer

This "cost report" assigns a conceptual budget estimate to resolve non-compliance issues and was developed for planning purposes only. Kimley-Horn has no control over the cost of labor, materials, equipment, or over the Contractor's methods of determining prices or over competitive bidding or market conditions. Opinions of probable costs provided herein are based on the information known to Kimley-Horn at this time and represent only Kimley-Horn's judgment as a design professional familiar with the construction industry. Kimley-Horn cannot and does not guarantee that proposals, bids, or actual construction costs will not vary from its opinions of probable costs.

Sidewalk Barrier Conceptual Budget Summary

Sidewalk barriers are displayed for visual purposes only. Their associated costs are stored in the s… yer, which is costed panel-by-panel in the Facility Priority Summary.

PROW Sidewalk Corridor Compliance Summary

Corridor

SUNSPIKE CT

Corridor Score & Severity

Score: 4

MEDIUM

Corridor Cost Summary

Facility Type		Cost
Sidewalk	$	29,390
Crosswalks	$	0
Curb Ramps	$	17,900
Missing Ramps	$	0

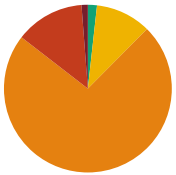

Sidewalk Barrier Priority Distribution

Priority	Percentage (%)
1	1%
2	13%
3	73%
4	11%
5	2%

Corridor Map

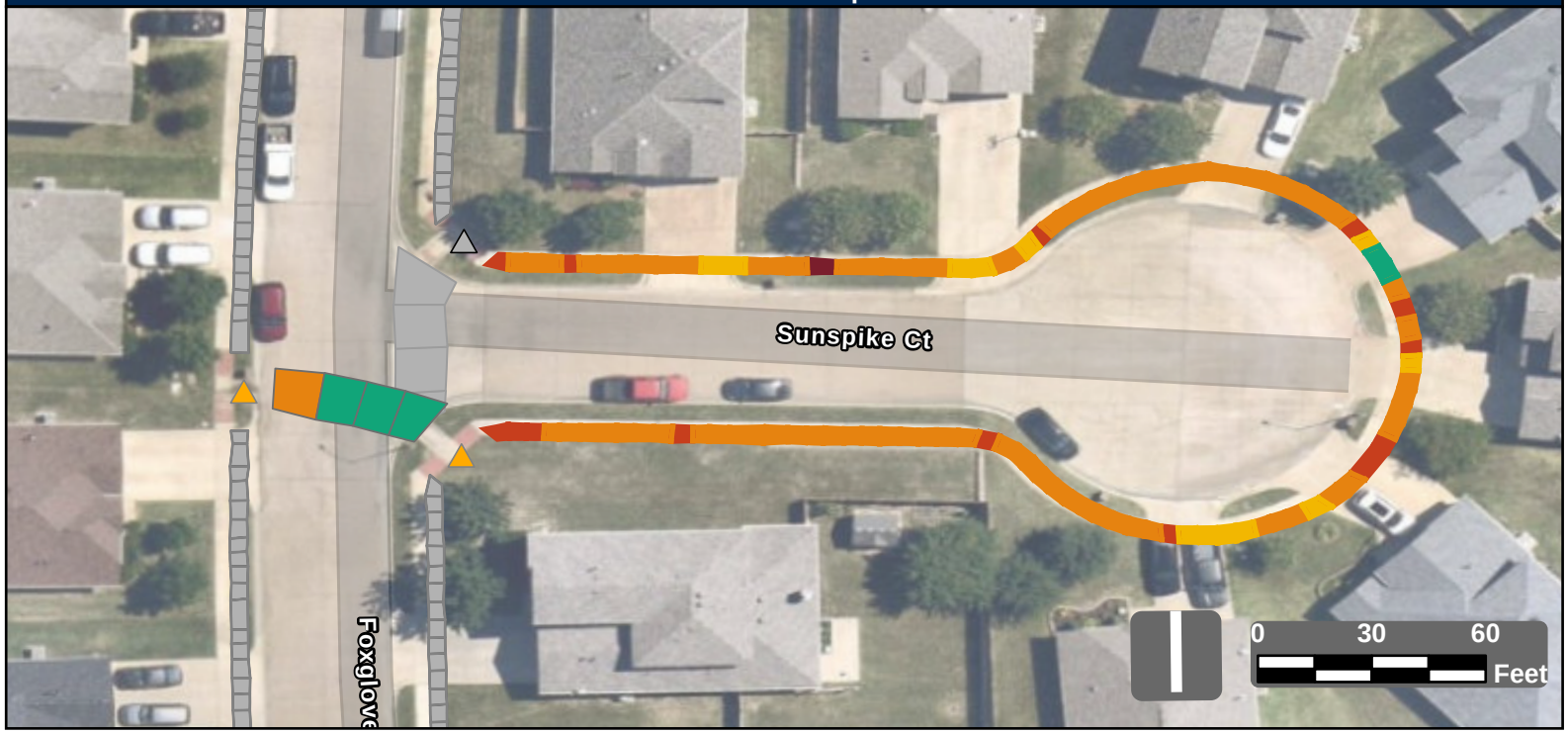

Facility Condition Summary

Sidewalks

Barrier Priority	Length (yd)		Cost
1	5	$	394
2	60	$	3,881
3	328	$	23,655
4	48	$	891
5	8	$	569
Total	448	$	29,390

Curb Ramps

Barrier Priority	Quantity		Cost
1	0	$	0
2	0	$	0
3	2	$	17,900
4	0	$	0
5	0	$	0
Total	2	$	17,900

Crosswalks

Barrier Priority	Length (yd)		Cost
1	0	$	0
2	0	$	0
3	14	$	0
4	0	$	0
5	37	$	
Total	52	$	0

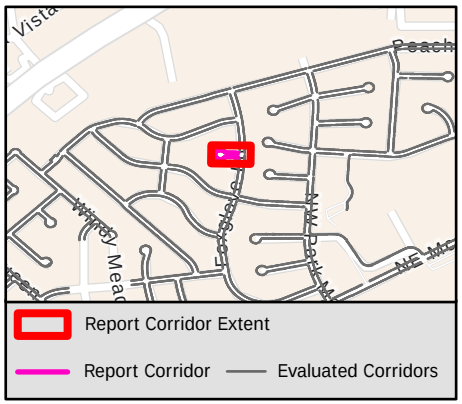

Sidewalk Barrier Summary

Pole	Quantity:	0
Fire Hydrant	Quantity:	0
Vault	Quantity:	0
Vegetation	Quantity:	0
Sign	Quantity:	0
Other	Quantity:	0

Missing Curb Ramps

Symbol	Quantity		Cost
	0	$	0

Curb Ramps Shown in Other Reports

Symbol	Quantity	Cost
	1	Other Report

Conceptual Budget Estimate Disclaimer

This "cost report" assigns a conceptual budget estimate to resolve non-compliance issues and was developed for planning purposes only. Kimley-Horn has no control over the cost of labor, materials, equipment, or over the Contractor's methods of determining prices or over competitive bidding or market conditions. Opinions of probable costs provided herein are based on the information known to Kimley-Horn at this time and represent only Kimley-Horn's judgment as a design professional familiar with the construction industry. Kimley-Horn cannot and does not guarantee that proposals, bids, or actual construction costs will not vary from its opinions of probable costs.

Sidewalk Barrier Conceptual Budget Summary

Sidewalk barriers are displayed for visual purposes only. Their associated costs are stored in the s 2136 yer, which is costed panel-by-panel in the Facility Priority Summary.

PROW Sidewalk Corridor Compliance Summary

Corridor

SWEETWATER DR

Corridor Score & Severity

Score: 2
HIGH

Corridor Cost Summary

Facility Type		Cost
Sidewalk	$	157,715
Crosswalks	$	13,913
Curb Ramps	$	36,750
Missing Ramps	$	14,000

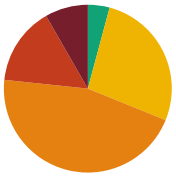

Sidewalk Barrier Priority Distribution

Priority	Percentage (%)
1	8%
2	15%
3	46%
4	27%
5	4%

Corridor Map

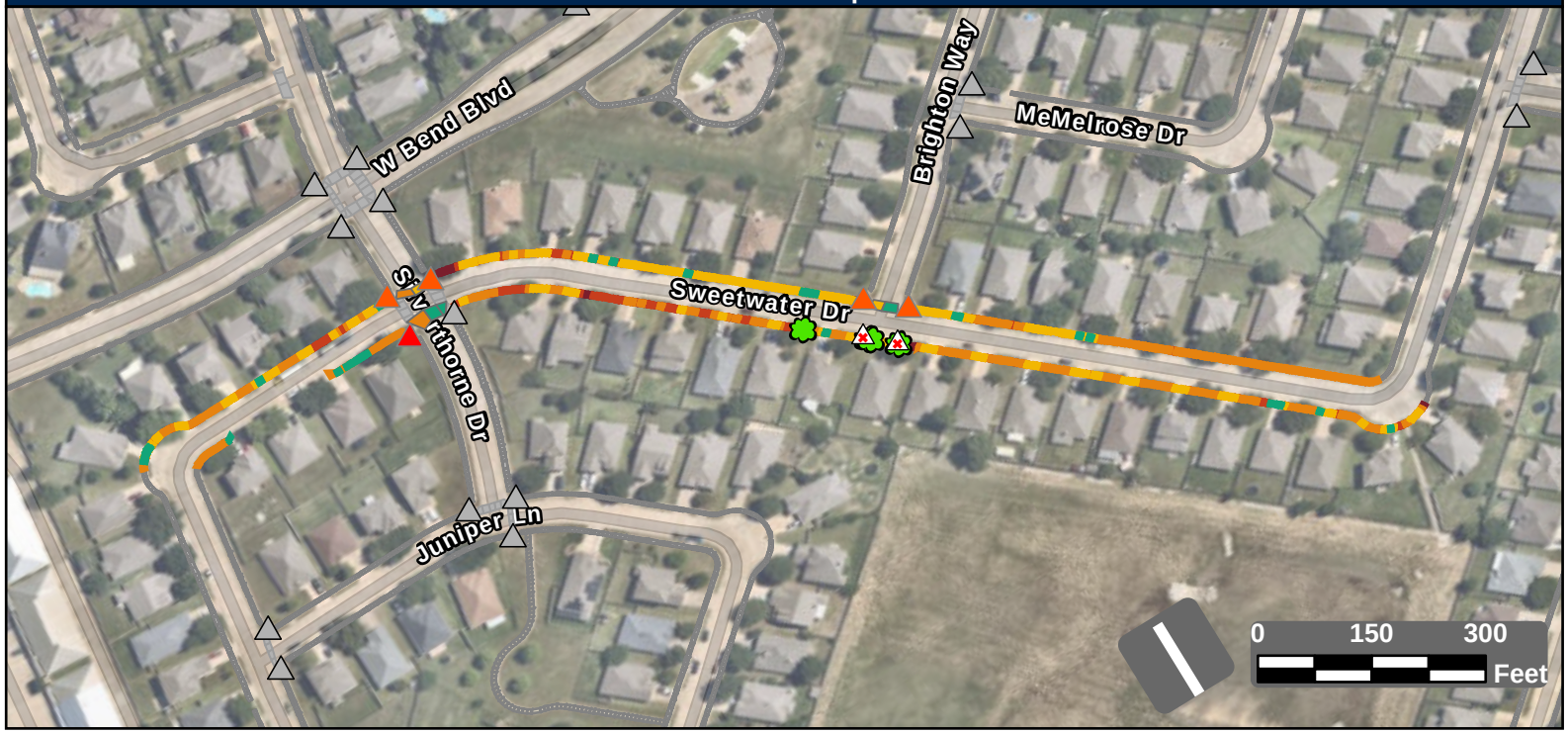

Facility Condition Summary

Sidewalks

Barrier Priority	Length (yd)		Cost
1	213	$	14,541
2	389	$	26,021
3	1,174	$	84,821
4	695	$	26,467
5	108	$	5,865
Total	2,580	$	157,715

Curb Ramps

Barrier Priority	Quantity		Cost
1	1	$	8,950
2	4	$	27,800
3	0	$	0
4	0	$	0
5	0	$	0
Total	5	$	36,750

Crosswalks

Barrier Priority	Length (yd)		Cost
1	0	$	0
2	0	$	0
3	75	$	8,526
4	37	$	5,386
5	68	$	
Total	181	$	13,913

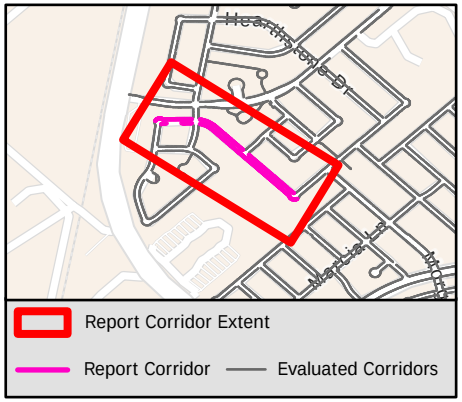

Sidewalk Barrier Summary

Pole	Quantity:	0
Fire Hydrant	Quantity:	0
Vault	Quantity:	0
Vegetation	Quantity:	4
Sign	Quantity:	0
Other	Quantity:	0

Missing Curb Ramps

Symbol	Quantity		Cost
	2	$	14,000

Curb Ramps Shown in Other Reports

Symbol	Quantity	Cost
	15	Other Report

Conceptual Budget Estimate Disclaimer

This "cost report" assigns a conceptual budget estimate to resolve non-compliance issues and was developed for planning purposes only. Kimley-Horn has no control over the cost of labor, materials, equipment, or over the Contractor's methods of determining prices or over competitive bidding or market conditions. Opinions of probable costs provided herein are based on the information known to Kimley-Horn at this time and represent only Kimley-Horn's judgment as a design professional familiar with the construction industry. Kimley-Horn cannot and does not guarantee that proposals, bids, or actual construction costs will not vary from its opinions of probable costs.

Sidewalk Barrier Conceptual Budget Summary

Sidewalk barriers are displayed for visual purposes only. Their associated costs are stored in the s yer, which is costed panel-by-panel in the Facility Priority Summary.

PROW Sidewalk Corridor Compliance Summary

Corridor

SYCAMORE ST

Corridor Score & Severity

Score: 3

MEDIUM

Corridor Cost Summary

Facility Type		Cost
Sidewalk	$	139,657
Crosswalks	$	0
Curb Ramps	$	0
Missing Ramps	$	0

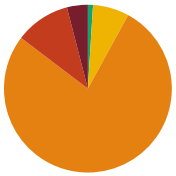

Sidewalk Barrier Priority Distribution

Priority	Percentage (%)
1	4%
2	11%
3	77%
4	7%
5	1%

Corridor Map

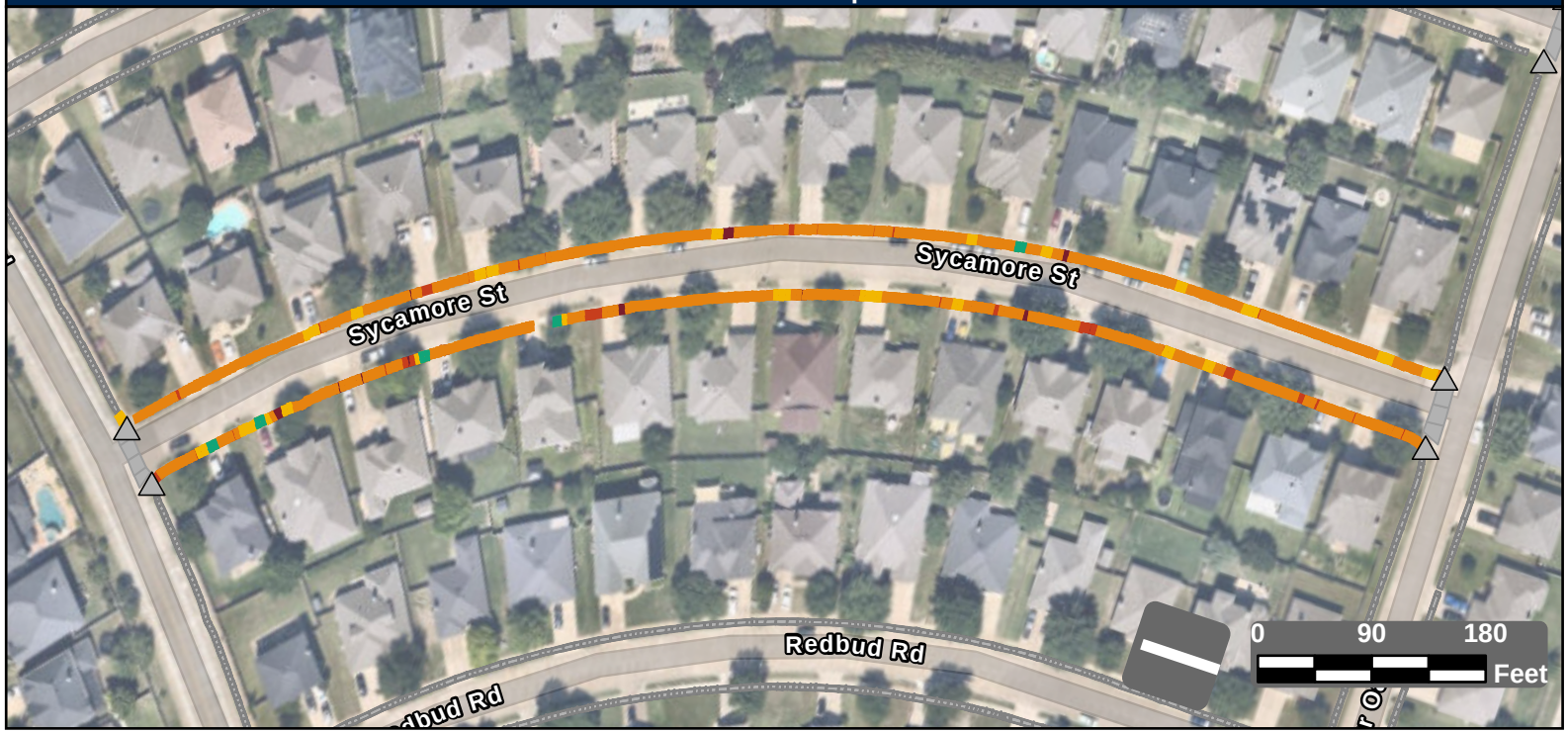

Facility Condition Summary

Sidewalks

Barrier Priority	Length (yd)		Cost
1	79	$	5,591
2	210	$	15,133
3	1,525	$	110,118
4	137	$	7,401
5	20	$	1,415
Total	1,971	$	139,657

Curb Ramps

Barrier Priority	Quantity		Cost
1	0	$	0
2	0	$	0
3	0	$	0
4	0	$	0
5	0	$	0
Total	0	$	0

Crosswalks

Barrier Priority	Length (yd)		Cost
1	0	$	0
2	0	$	0
3	0	$	0
4	0	$	0
5	0	$	0
Total	0	$	0

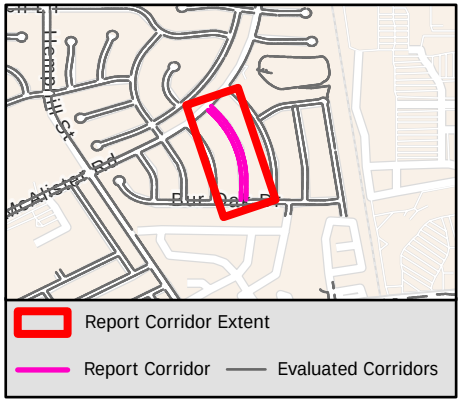

Sidewalk Barrier Summary

Pole	Quantity:	0
Fire Hydrant	Quantity:	0
Vault	Quantity:	0
Vegetation	Quantity:	0
Sign	Quantity:	0
Other	Quantity:	0

Missing Curb Ramps

Symbol	Quantity		Cost
	0	$	0

Curb Ramps Shown in Other Reports

Symbol	Quantity	Cost
	6	Other Report

Conceptual Budget Estimate Disclaimer

This "cost report" assigns a conceptual budget estimate to resolve non-compliance issues and was developed for planning purposes only. Kimley-Horn has no control over the cost of labor, materials, equipment, or over the Contractor's methods of determining prices or over competitive bidding or market conditions. Opinions of probable costs provided herein are based on the information known to Kimley-Horn at this time and represent only Kimley-Horn's judgment as a design professional familiar with the construction industry. Kimley-Horn cannot and does not guarantee that proposals, bids, or actual construction costs will not vary from its opinions of probable costs.

Sidewalk Barrier Conceptual Budget Summary

Sidewalk barriers are displayed for visual purposes only. Their associated costs are stored in the s 2138 yer, which is costed panel-by-panel in the Facility Priority Summary.

PROW Sidewalk Corridor Compliance Summary

Item B.

Corridor

SYDNEY LN

Corridor Score & Severity

Score: 4
MEDIUM

Corridor Cost Summary

Facility Type		Cost
Sidewalk	$	90,011
Crosswalks	$	16,372
Curb Ramps	$	29,800
Missing Ramps	$	21,000

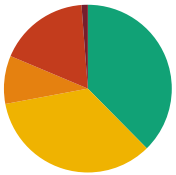

Sidewalk Barrier Priority Distribution

Priority	Percentage (%)
1	1%
2	17%
3	9%
4	34%
5	38%

Corridor Map

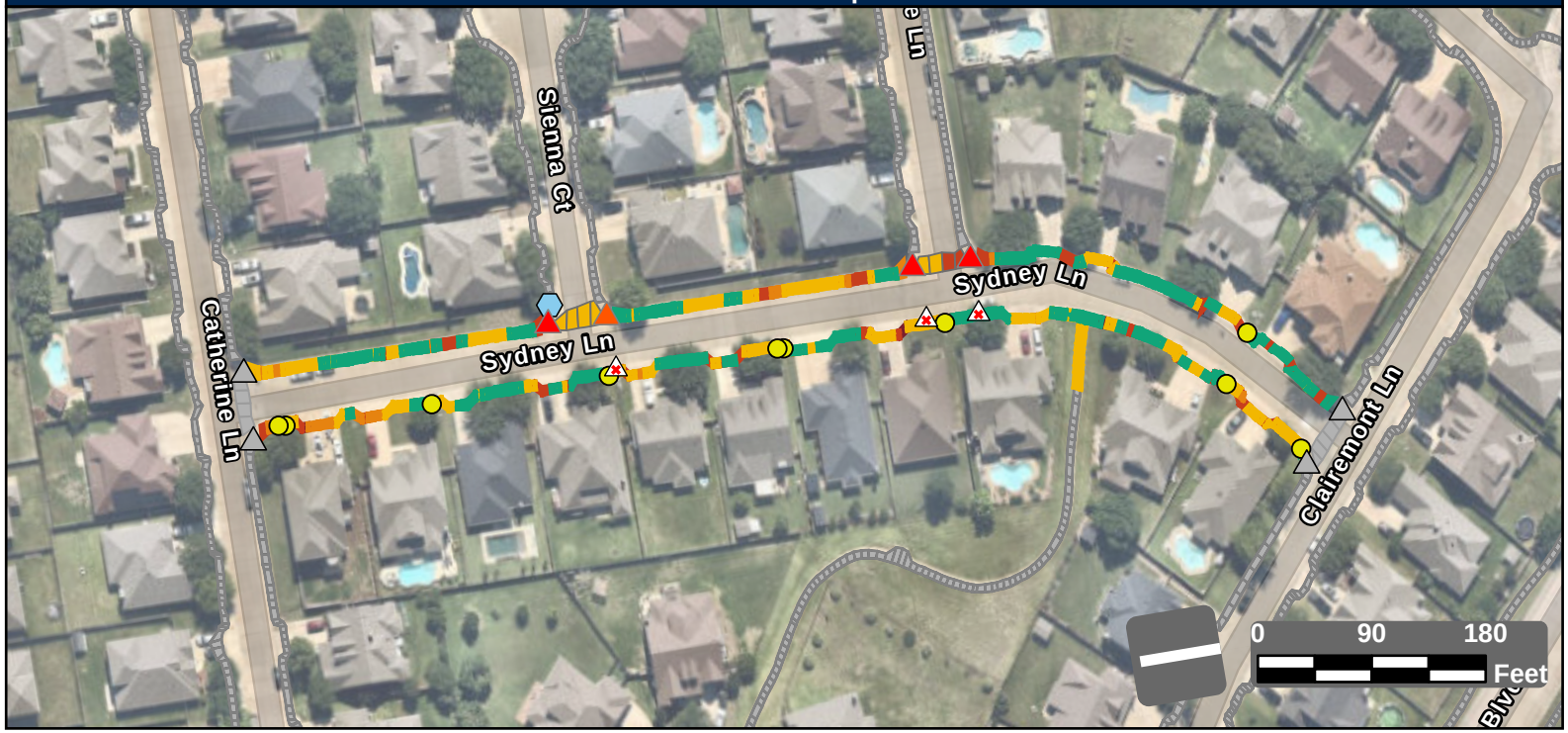

Facility Condition Summary

Sidewalks

Barrier Priority	Length (yd)		Cost
1	20	$	1,295
2	294	$	19,941
3	156	$	11,516
4	580	$	44,767
5	633	$	12,492
Total	1,683	$	90,011

Curb Ramps

Barrier Priority	Quantity		Cost
1	3	$	22,350
2	1	$	7,450
3	0	$	0
4	0	$	0
5	0	$	0
Total	4	$	29,800

Crosswalks

Barrier Priority	Length (yd)		Cost
1	0	$	0
2	42	$	5,477
3	0	$	0
4	116	$	10,895
5	0	$	0
Total	157	$	16,372

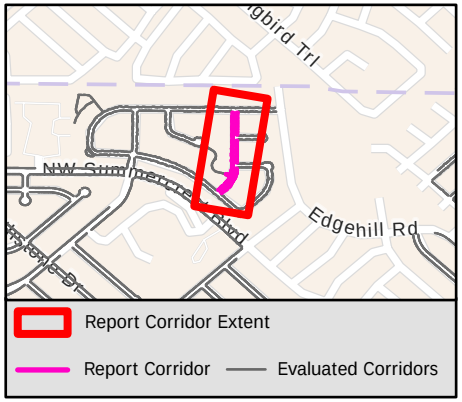

Sidewalk Barrier Summary

Pole	Quantity:	0
Fire Hydrant	Quantity:	0
Vault	Quantity:	0
Vegetation	Quantity:	0
Sign	Quantity:	1
Other	Quantity:	10

Missing Curb Ramps

Symbol	Quantity		Cost
	3	$	21,000

Curb Ramps Shown in Other Reports

Symbol	Quantity	Cost
	4	Other Report

Conceptual Budget Estimate Disclaimer

This "cost report" assigns a conceptual budget estimate to resolve non-compliance issues and was developed for planning purposes only. Kimley-Horn has no control over the cost of labor, materials, equipment, or over the Contractor's methods of determining prices or over competitive bidding or market conditions. Opinions of probable costs provided herein are based on the information known to Kimley-Horn at this time and represent only Kimley-Horn's judgment as a design professional familiar with the construction industry. Kimley-Horn cannot and does not guarantee that proposals, bids, or actual construction costs will not vary from its opinions of probable costs.

Sidewalk Barrier Conceptual Budget Summary

Sidewalk barriers are displayed for visual purposes only. Their associated costs are stored in the s yer, which is costed panel-by-panel in the Facility Priority Summary.

2139

PROW Sidewalk Corridor Compliance Summary

Corridor

TANGLEWOOD DR

Corridor Score & Severity

Score: 2

HIGH

Corridor Cost Summary

Facility Type		Cost
Sidewalk	$	292,855
Crosswalks	$	0
Curb Ramps	$	0
Missing Ramps	$	0

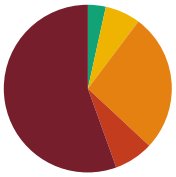

Sidewalk Barrier Priority Distribution

Priority	Percentage (%)
1	55%
2	8%
3	27%
4	7%
5	3%

Corridor Map



Facility Condition Summary

Sidewalks

Barrier Priority	Length (yd)		Cost
1	2,385	$	172,088
2	325	$	20,996
3	1,146	$	82,738
4	293	$	12,864
5	148	$	4,168
Total	4,297	$	292,855

Curb Ramps

Barrier Priority	Quantity		Cost
1	0	$	0
2	0	$	0
3	0	$	0
4	0	$	0
5	0	$	0
Total	0	$	0

Crosswalks

Barrier Priority	Length (yd)		Cost
1	0	$	0
2	0	$	0
3	0	$	0
4	0	$	0
5	0	$	0
Total	0	$	0

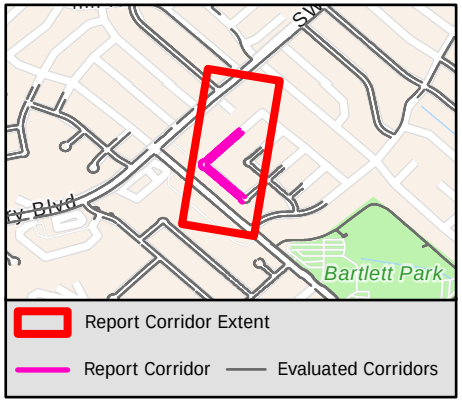

Sidewalk Barrier Summary

Pole	Quantity:	0
Fire Hydrant	Quantity:	0
Vault	Quantity:	0
Vegetation	Quantity:	31
Sign	Quantity:	0
Other	Quantity:	0

Missing Curb Ramps

Symbol	Quantity		Cost
	0	$	0

Curb Ramps Shown in Other Reports

Symbol	Quantity	Cost
	9	Other Report

Conceptual Budget Estimate Disclaimer

This "cost report" assigns a conceptual budget estimate to resolve non-compliance issues and was developed for planning purposes only. Kimley-Horn has no control over the cost of labor, materials, equipment, or over the Contractor's methods of determining prices or over competitive bidding or market conditions. Opinions of probable costs provided herein are based on the information known to Kimley-Horn at this time and represent only Kimley-Horn's judgment as a design professional familiar with the construction industry. Kimley-Horn cannot and does not guarantee that proposals, bids, or actual construction costs will not vary from its opinions of probable costs.

Sidewalk Barrier Conceptual Budget Summary

Sidewalk barriers are displayed for visual purposes only. Their associated costs are stored in the s 2140 yer, which is costed panel-by-panel in the Facility Priority Summary.

PROW Sidewalk Corridor Compliance Summary

Corridor

TARA DR

Corridor Score & Severity

Score: 5

LOW

Corridor Cost Summary

Facility Type		Cost
Sidewalk	$	247,732
Crosswalks	$	
Curb Ramps	$	17,900
Missing Ramps	$	0

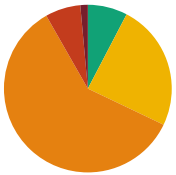

Sidewalk Barrier Priority Distribution

Priority	Percentage (%)
1	1%
2	7%
3	60%
4	24%
5	8%

Corridor Map

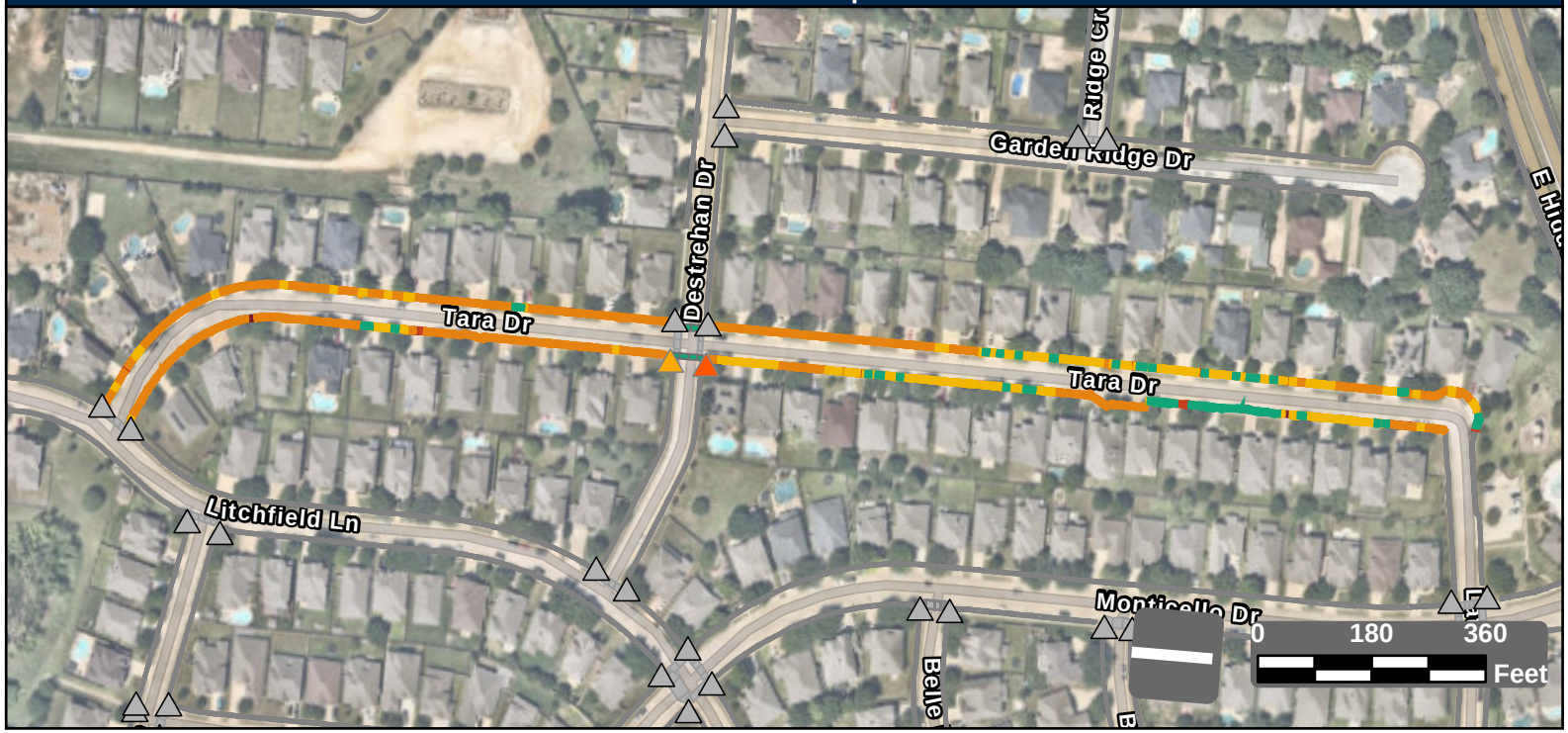

Facility Condition Summary

Sidewalks

Barrier Priority	Length (yd)		Cost
1	62	$	4,486
2	292	$	17,448
3	2,562	$	185,020
4	1,049	$	29,502
5	328	$	11,275
Total	4,293	$	247,732

Curb Ramps

Barrier Priority	Quantity		Cost
1	0	$	0
2	1	$	8,950
3	1	$	8,950
4	0	$	0
5	0	$	0
Total	2	$	17,900

Crosswalks

Barrier Priority	Length (yd)		Cost
1	0	$	0
2	0	$	0
3	0	$	0
4	0	$	0
5	86	$	
Total	86	$	

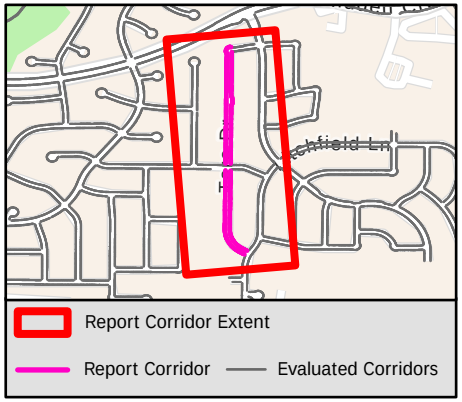

Sidewalk Barrier Summary

Pole	Quantity:	0
Fire Hydrant	Quantity:	0
Vault	Quantity:	0
Vegetation	Quantity:	0
Sign	Quantity:	0
Other	Quantity:	0

Missing Curb Ramps

Symbol	Quantity		Cost
	0	$	0

Curb Ramps Shown in Other Reports

Symbol	Quantity	Cost
	28	Other Report

Conceptual Budget Estimate Disclaimer

This "cost report" assigns a conceptual budget estimate to resolve non-compliance issues and was developed for planning purposes only. Kimley-Horn has no control over the cost of labor, materials, equipment, or over the Contractor's methods of determining prices or over competitive bidding or market conditions. Opinions of probable costs provided herein are based on the information known to Kimley-Horn at this time and represent only Kimley-Horn's judgment as a design professional familiar with the construction industry. Kimley-Horn cannot and does not guarantee that proposals, bids, or actual construction costs will not vary from its opinions of probable costs.

Sidewalk Barrier Conceptual Budget Summary

Sidewalk barriers are displayed for visual purposes only. Their associated costs are stored in the s yer, which is costed panel-by-panel in the Facility Priority Summary.

PROW Sidewalk Corridor Compliance Summary

Corridor

TARPON CT

Corridor Score & Severity

Score: 4

MEDIUM

Corridor Cost Summary

Facility Type		Cost
Sidewalk	$	34,039
Crosswalks	$	5,138
Curb Ramps	$	16,400
Missing Ramps	$	0

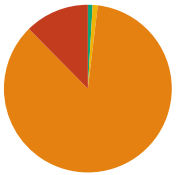

Sidewalk Barrier Priority Distribution

Priority	Percentage (%)
1	0%
2	12%
3	86%
4	1%
5	1%

Corridor Map

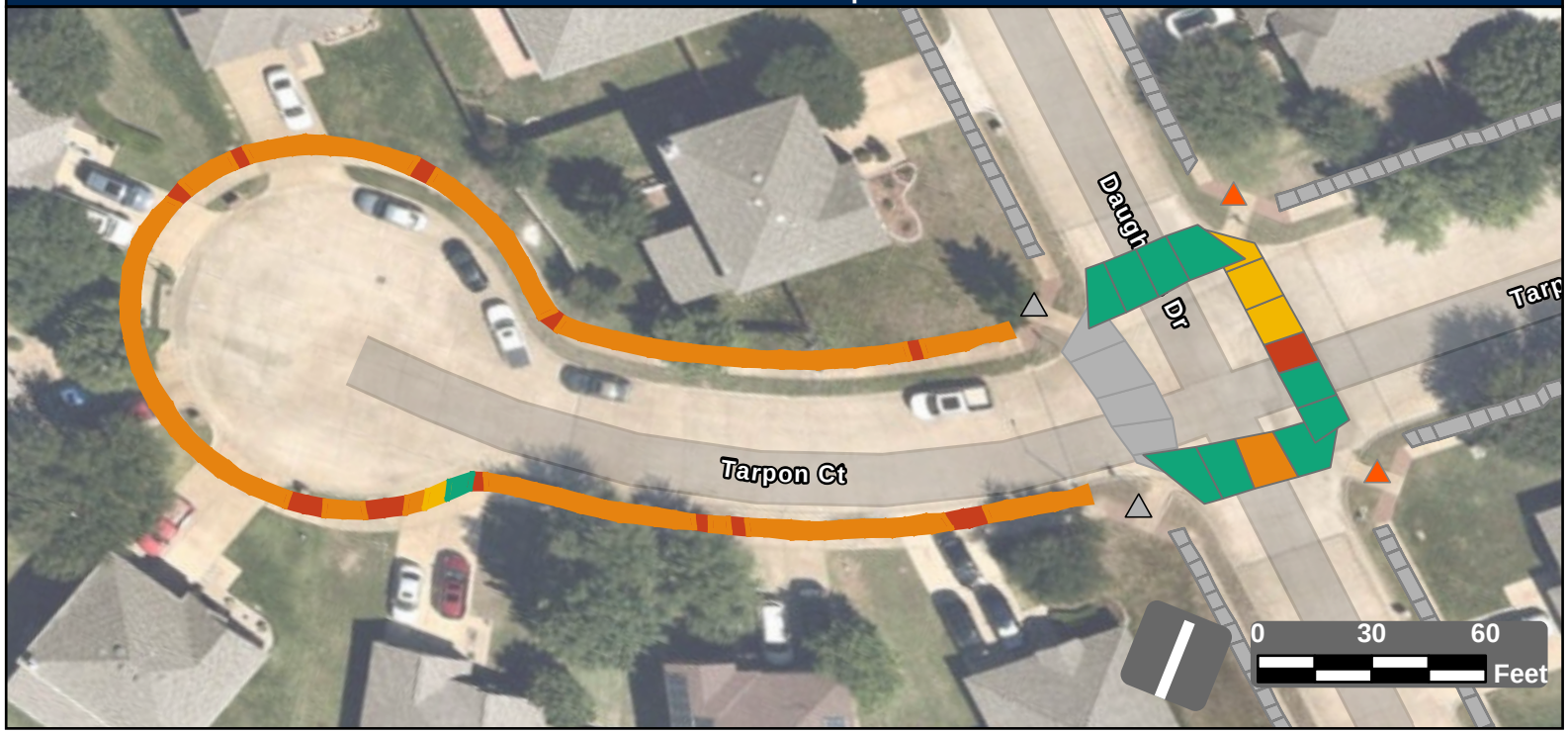

Facility Condition Summary

Sidewalks

Barrier Priority	Length (yd)		Cost
1	0	$	0
2	58	$	4,123
3	405	$	29,273
4	5	$	328
5	4	$	315
Total	473	$	34,039

Curb Ramps

Barrier Priority	Quantity		Cost
1	0	$	0
2	2	$	16,400
3	0	$	0
4	0	$	0
5	0	$	0
Total	2	$	16,400

Crosswalks

Barrier Priority	Length (yd)		Cost
1	0	$	0
2	10	$	1,900
3	15	$	0
4	33	$	3,238
5	121	$	
Total	178	$	5,138

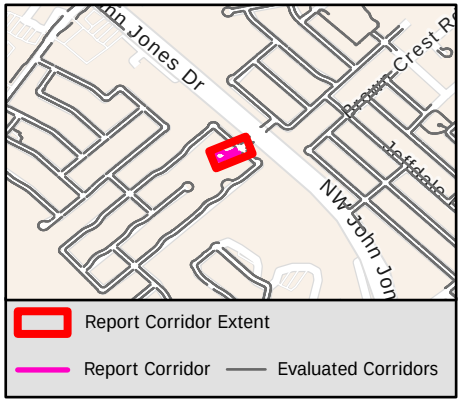

Sidewalk Barrier Summary

Pole	Quantity:	0
Fire Hydrant	Quantity:	0
Vault	Quantity:	0
Vegetation	Quantity:	0
Sign	Quantity:	0
Other	Quantity:	0

Missing Curb Ramps

Symbol	Quantity		Cost
	0	$	0

Curb Ramps Shown in Other Reports

Symbol	Quantity	Cost
	2	Other Report

Conceptual Budget Estimate Disclaimer

This "cost report" assigns a conceptual budget estimate to resolve non-compliance issues and was developed for planning purposes only. Kimley-Horn has no control over the cost of labor, materials, equipment, or over the Contractor's methods of determining prices or over competitive bidding or market conditions. Opinions of probable costs provided herein are based on the information known to Kimley-Horn at this time and represent only Kimley-Horn's judgment as a design professional familiar with the construction industry. Kimley-Horn cannot and does not guarantee that proposals, bids, or actual construction costs will not vary from its opinions of probable costs.

Sidewalk Barrier Conceptual Budget Summary

Sidewalk barriers are displayed for visual purposes only. Their associated costs are stored in the s yer, which is costed panel-by-panel in the Facility Priority Summary.

PROW Sidewalk Corridor Compliance Summary

Corridor

TARPON DR

Corridor Score & Severity

Score: 2

HIGH

Corridor Cost Summary

Facility Type		Cost
Sidewalk	$	22,617
Crosswalks	$	0
Curb Ramps	$	31,250
Missing Ramps	$	0

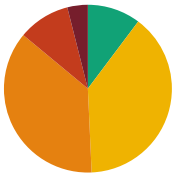

Sidewalk Barrier Priority Distribution

Priority	Percentage (%)
1	4%
2	10%
3	37%
4	39%
5	10%

Corridor Map

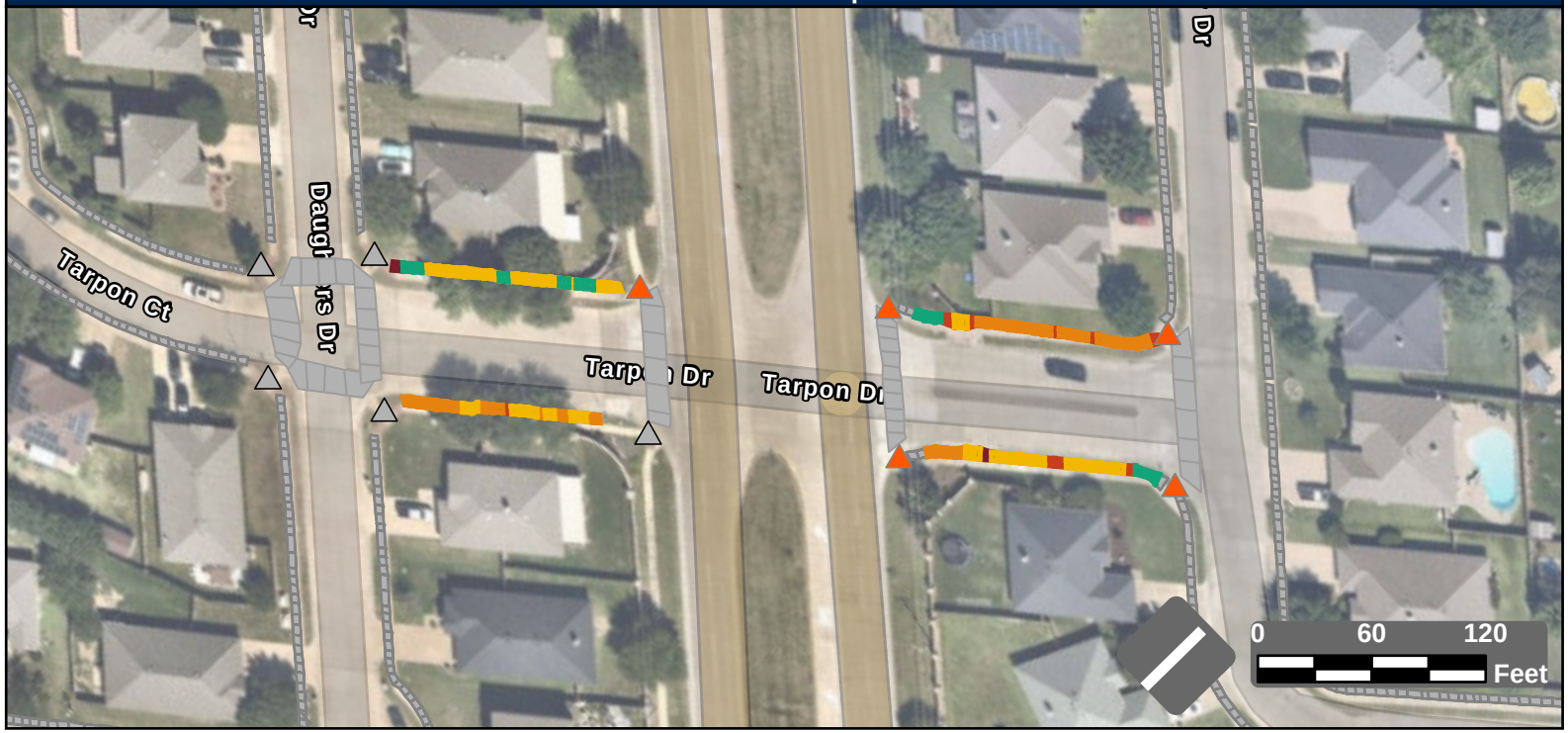

Facility Condition Summary

Sidewalks

Barrier Priority	Length (yd)		Cost
1	16	$	1,161
2	41	$	3,077
3	150	$	10,832
4	159	$	5,995
5	42	$	1,553
Total	408	$	22,617

Curb Ramps

Barrier Priority	Quantity		Cost
1	0	$	0
2	5	$	31,250
3	0	$	0
4	0	$	0
5	0	$	0
Total	5	$	31,250

Crosswalks

Barrier Priority	Length (yd)		Cost
1	0	$	0
2	0	$	0
3	0	$	0
4	0	$	0
5	0	$	0
Total	0	$	0

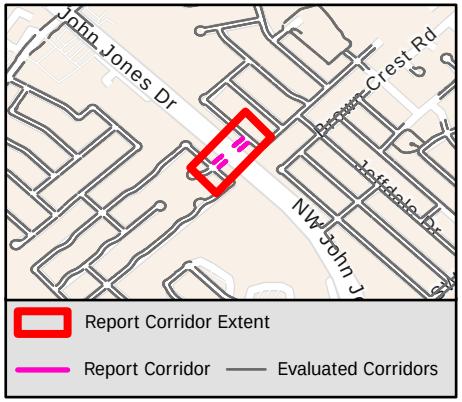

Sidewalk Barrier Summary

Pole	Quantity:	0
Fire Hydrant	Quantity:	0
Vault	Quantity:	0
Vegetation	Quantity:	0
Sign	Quantity:	0
Other	Quantity:	0

Missing Curb Ramps

Symbol	Quantity		Cost
	0	$	0

Curb Ramps Shown in Other Reports

Symbol	Quantity	Cost
	5	Other Report

Conceptual Budget Estimate Disclaimer

This "cost report" assigns a conceptual budget estimate to resolve non-compliance issues and was developed for planning purposes only. Kimley-Horn has no control over the cost of labor, materials, equipment, or over the Contractor's methods of determining prices or over competitive bidding or market conditions. Opinions of probable costs provided herein are based on the information known to Kimley-Horn at this time and represent only Kimley-Horn's judgment as a design professional familiar with the construction industry. Kimley-Horn cannot and does not guarantee that proposals, bids, or actual construction costs will not vary from its opinions of probable costs.

Sidewalk Barrier Conceptual Budget Summary

Sidewalk barriers are displayed for visual purposes only. Their associated costs are stored in the s yer, which is costed panel-by-panel in the Facility Priority Summary.

2143

PROW Sidewalk Corridor Compliance Summary

Corridor

TARRAGON DR

Corridor Score & Severity

Score: 5

LOW

Corridor Cost Summary

Facility Type		Cost
Sidewalk	$	88,643
Crosswalks	$	
Curb Ramps	$	12,350
Missing Ramps	$	0

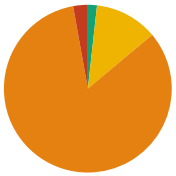

Sidewalk Barrier Priority Distribution

Priority	Percentage (%)
1	0%
2	3%
3	83%
4	12%
5	2%

Corridor Map

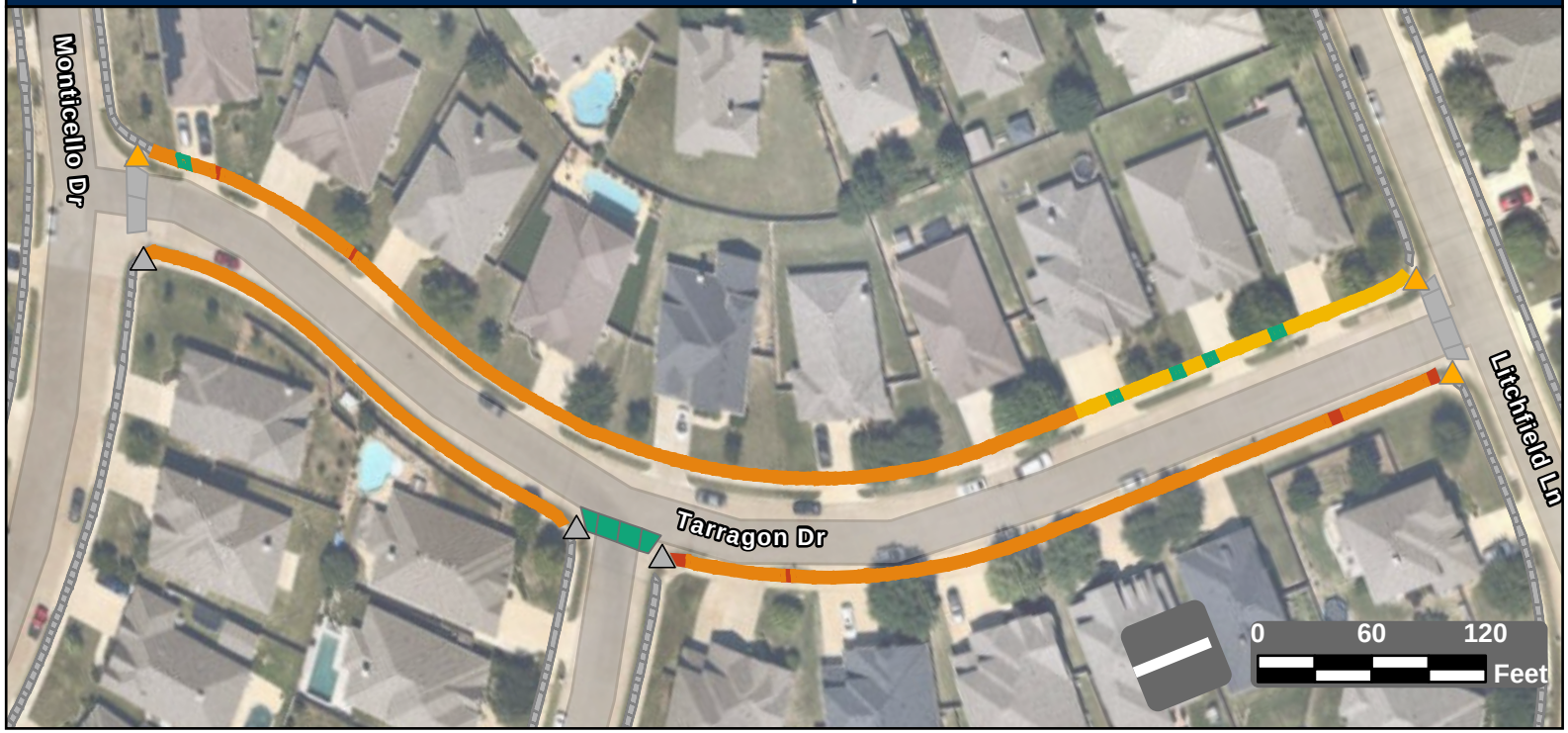

Facility Condition Summary

Sidewalks

Barrier Priority	Length (yd)		Cost
1	0	$	0
2	37	$	2,643
3	1,078	$	77,874
4	158	$	6,757
5	23	$	1,370
Total	1,295	$	88,643

Curb Ramps

Barrier Priority	Quantity		Cost
1	0	$	0
2	0	$	0
3	3	$	12,350
4	0	$	0
5	0	$	0
Total	3	$	12,350

Crosswalks

Barrier Priority	Length (yd)		Cost
1	0	$	0
2	0	$	0
3	0	$	0
4	0	$	0
5	45	$	
Total	45	$	

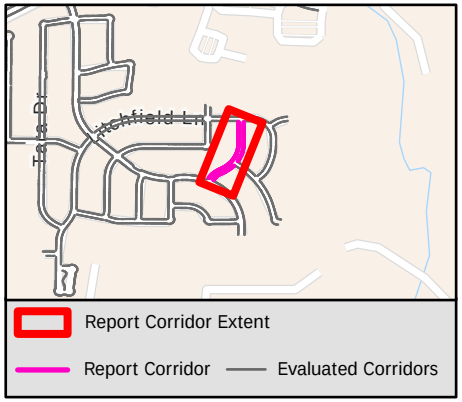

Sidewalk Barrier Summary

Pole	Quantity:	0
Fire Hydrant	Quantity:	0
Vault	Quantity:	0
Vegetation	Quantity:	0
Sign	Quantity:	0
Other	Quantity:	0

Missing Curb Ramps

Symbol	Quantity		Cost
	0	$	0

Curb Ramps Shown in Other Reports

Symbol	Quantity	Cost
	3	Other Report

Conceptual Budget Estimate Disclaimer

This "cost report" assigns a conceptual budget estimate to resolve non-compliance issues and was developed for planning purposes only. Kimley-Horn has no control over the cost of labor, materials, equipment, or over the Contractor's methods of determining prices or over competitive bidding or market conditions. Opinions of probable costs provided herein are based on the information known to Kimley-Horn at this time and represent only Kimley-Horn's judgment as a design professional familiar with the construction industry. Kimley-Horn cannot and does not guarantee that proposals, bids, or actual construction costs will not vary from its opinions of probable costs.

Sidewalk Barrier Conceptual Budget Summary

Sidewalk barriers are displayed for visual purposes only. Their associated costs are stored in the s… …yer, which is costed panel-by-panel in the Facility Priority Summary.

PROW Sidewalk Corridor Compliance Summary

Corridor

TENA CT

Corridor Score & Severity

Score: 4
MEDIUM

Corridor Cost Summary

Facility Type		Cost
Sidewalk	$	0
Crosswalks	$	0
Curb Ramps	$	6,400
Missing Ramps	$	0

Sidewalk Barrier Priority Distribution

Priority	Percentage (%)
1	%
2	%
3	%
4	%
5	%

Corridor Map



Facility Condition Summary

Sidewalks

Barrier Priority	Length (yd)		Cost
1	0	$	0
2	0	$	0
3	0	$	0
4	0	$	0
5	0	$	0
Total	0	$	0

Curb Ramps

Barrier Priority	Quantity		Cost
1	0	$	0
2	0	$	0
3	1	$	450
4	1	$	5,950
5	0	$	0
Total	2	$	6,400

Crosswalks

Barrier Priority	Length (yd)		Cost
1	0	$	0
2	0	$	0
3	0	$	0
4	0	$	0
5	0	$	0
Total	0	$	0

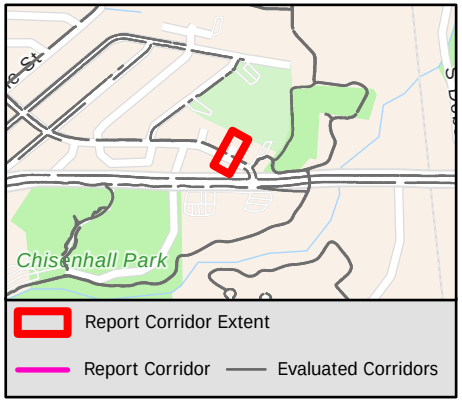

Sidewalk Barrier Summary

Pole	Quantity:	0
Fire Hydrant	Quantity:	0
Vault	Quantity:	0
Vegetation	Quantity:	0
Sign	Quantity:	0
Other	Quantity:	0

Missing Curb Ramps

Symbol	Quantity		Cost
	0	$	0

Curb Ramps Shown in Other Reports

Symbol	Quantity	Cost
	0	Other Report

Conceptual Budget Estimate Disclaimer

This "cost report" assigns a conceptual budget estimate to resolve non-compliance issues and was developed for planning purposes only. Kimley-Horn has no control over the cost of labor, materials, equipment, or over the Contractor's methods of determining prices or over competitive bidding or market conditions. Opinions of probable costs provided herein are based on the information known to Kimley-Horn at this time and represent only Kimley-Horn's judgment as a design professional familiar with the construction industry. Kimley-Horn cannot and does not guarantee that proposals, bids, or actual construction costs will not vary from its opinions of probable costs.

Sidewalk Barrier Conceptual Budget Summary

Sidewalk barriers are displayed for visual purposes only. Their associated costs are stored in the s[illegible]yer, which is costed panel-by-panel in the Facility Priority Summary.

PROW Sidewalk Corridor Compliance Summary

Corridor

TETON DR

Corridor Score & Severity

Score: 4
MEDIUM

Corridor Cost Summary

Facility Type		Cost
Sidewalk	$	176,245
Crosswalks	$	6,950
Curb Ramps	$	47,700
Missing Ramps	$	14,000

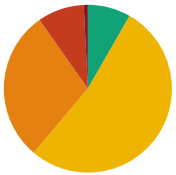

Sidewalk Barrier Priority Distribution

Priority	Percentage (%)
1	1%
2	9%
3	29%
4	53%
5	8%

Corridor Map



Facility Condition Summary

Sidewalks

Barrier Priority	Length (yd)		Cost
1	23	$	1,657
2	258	$	16,892
3	836	$	60,379
4	1,520	$	83,945
5	239	$	13,371
Total	2,875	$	176,245

Curb Ramps

Barrier Priority	Quantity		Cost
1	0	$	0
2	5	$	41,750
3	1	$	5,950
4	0	$	0
5	0	$	0
Total	6	$	47,700

Crosswalks

Barrier Priority	Length (yd)		Cost
1	0	$	0
2	10	$	1,786
3	0	$	0
4	59	$	5,165
5	28	$	
Total	97	$	6,950

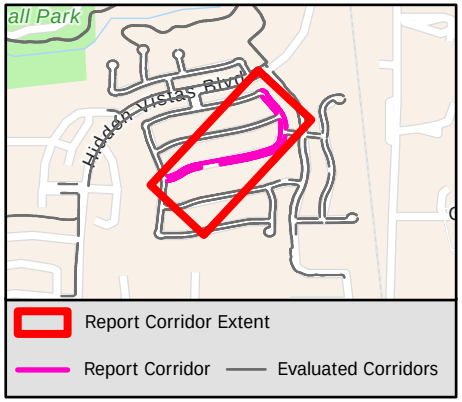

Sidewalk Barrier Summary

Pole	Quantity:	0
Fire Hydrant	Quantity:	0
Vault	Quantity:	0
Vegetation	Quantity:	0
Sign	Quantity:	0
Other	Quantity:	0

Missing Curb Ramps

Symbol	Quantity		Cost
	2	$	14,000

Curb Ramps Shown in Other Reports

Symbol	Quantity	Cost
	1	Other Report

Conceptual Budget Estimate Disclaimer

This "cost report" assigns a conceptual budget estimate to resolve non-compliance issues and was developed for planning purposes only. Kimley-Horn has no control over the cost of labor, materials, equipment, or over the Contractor's methods of determining prices or over competitive bidding or market conditions. Opinions of probable costs provided herein are based on the information known to Kimley-Horn at this time and represent only Kimley-Horn's judgment as a design professional familiar with the construction industry. Kimley-Horn cannot and does not guarantee that proposals, bids, or actual construction costs will not vary from its opinions of probable costs.

Sidewalk Barrier Conceptual Budget Summary

Sidewalk barriers are displayed for visual purposes only. Their associated costs are stored in the s yer, which is costed panel-by-panel in the Facility Priority Summary.

PROW Sidewalk Corridor Compliance Summary

Item B.

Corridor

THE PARKS DR

Corridor Score & Severity

Score: 5

LOW

Corridor Cost Summary

Facility Type		Cost
Sidewalk	$	3,894
Crosswalks	$	0
Curb Ramps	$	22,800
Missing Ramps	$	0

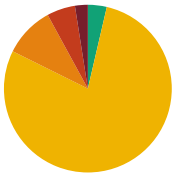

Sidewalk Barrier Priority Distribution

Priority	Percentage (%)
1	2%
2	5%
3	10%
4	79%
5	4%

Corridor Map

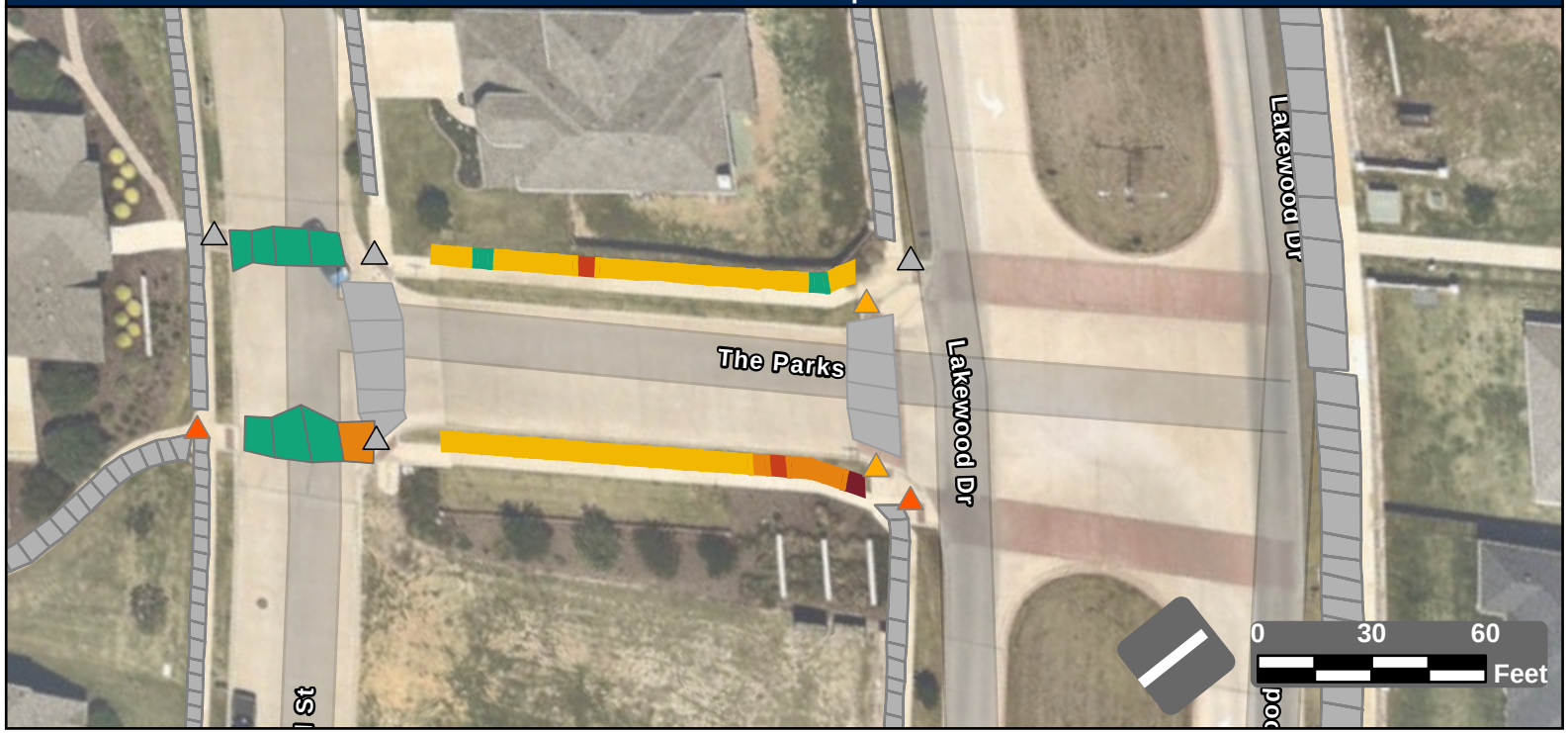

Facility Condition Summary

Sidewalks

Barrier Priority	Length (yd)		Cost
1	5	$	331
2	10	$	559
3	18	$	1,308
4	146	$	1,210
5	7	$	486
Total	186	$	3,894

Curb Ramps

Barrier Priority	Quantity		Cost
1	0	$	0
2	2	$	14,900
3	2	$	7,900
4	0	$	0
5	0	$	0
Total	4	$	22,800

Crosswalks

Barrier Priority	Length (yd)		Cost
1	0	$	0
2	0	$	0
3	10	$	0
4	0	$	0
5	58	$	
Total	68	$	0

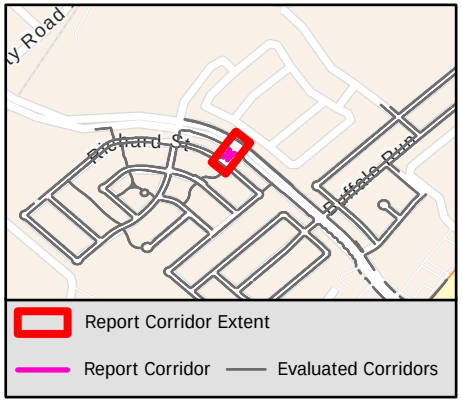

Sidewalk Barrier Summary

Pole	Quantity:	0
Fire Hydrant	Quantity:	0
Vault	Quantity:	0
Vegetation	Quantity:	0
Sign	Quantity:	0
Other	Quantity:	0

Missing Curb Ramps

Symbol	Quantity		Cost
	0	$	0

Curb Ramps Shown in Other Reports

Symbol	Quantity	Cost
	4	Other Report

Conceptual Budget Estimate Disclaimer

This "cost report" assigns a conceptual budget estimate to resolve non-compliance issues and was developed for planning purposes only. Kimley-Horn has no control over the cost of labor, materials, equipment, or over the Contractor's methods of determining prices or over competitive bidding or market conditions. Opinions of probable costs provided herein are based on the information known to Kimley-Horn at this time and represent only Kimley-Horn's judgment as a design professional familiar with the construction industry. Kimley-Horn cannot and does not guarantee that proposals, bids, or actual construction costs will not vary from its opinions of probable costs.

Sidewalk Barrier Conceptual Budget Summary

Sidewalk barriers are displayed for visual purposes only. Their associated costs are stored in the s yer, which is costed panel-by-panel in the Facility Priority Summary.

PROW Sidewalk Corridor Compliance Summary

Corridor

THISTLE MEADE CIR

Corridor Score & Severity

Score: 1
HIGH

Corridor Cost Summary

Facility Type		Cost
Sidewalk	$	316,732
Crosswalks	$	27,560
Curb Ramps	$	132,700
Missing Ramps	$	49,000

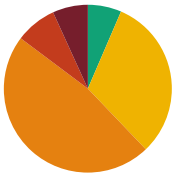

Sidewalk Barrier Priority Distribution

Priority	Percentage (%)
1	7%
2	8%
3	47%
4	31%
5	6%

Corridor Map



Facility Condition Summary

Sidewalks

Barrier Priority	Length (yd)		Cost
1	352	$	24,303
2	415	$	28,234
3	2,455	$	177,327
4	1,626	$	70,041
5	336	$	16,827
Total	5,184	$	316,732

Curb Ramps

Barrier Priority	Quantity		Cost
1	3	$	23,850
2	13	$	108,850
3	0	$	0
4	0	$	0
5	0	$	0
Total	16	$	132,700

Crosswalks

Barrier Priority	Length (yd)		Cost
1	0	$	0
2	20	$	3,893
3	42	$	1,708
4	215	$	21,958
5	135	$	
Total	412	$	27,560

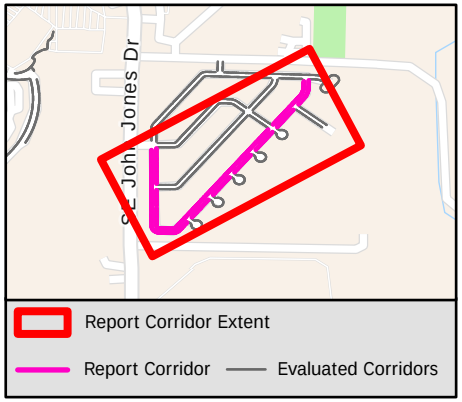

Sidewalk Barrier Summary

Pole	Quantity:	0
Fire Hydrant	Quantity:	0
Vault	Quantity:	0
Vegetation	Quantity:	2
Sign	Quantity:	0
Other	Quantity:	0

Missing Curb Ramps

Symbol	Quantity		Cost
	7	$	49,000

Curb Ramps Shown in Other Reports

Symbol	Quantity	Cost
	12	Other Report

Conceptual Budget Estimate Disclaimer

This "cost report" assigns a conceptual budget estimate to resolve non-compliance issues and was developed for planning purposes only. Kimley-Horn has no control over the cost of labor, materials, equipment, or over the Contractor's methods of determining prices or over competitive bidding or market conditions. Opinions of probable costs provided herein are based on the information known to Kimley-Horn at this time and represent only Kimley-Horn's judgment as a design professional familiar with the construction industry. Kimley-Horn cannot and does not guarantee that proposals, bids, or actual construction costs will not vary from its opinions of probable costs.

Sidewalk Barrier Conceptual Budget Summary

Sidewalk barriers are displayed for visual purposes only. Their associated costs are stored in the s… yer, which is costed panel-by-panel in the Facility Priority Summary.

PROW Sidewalk Corridor Compliance Summary

Corridor

TIMBER HILLS DR

Corridor Score & Severity

Score: 4

MEDIUM

Corridor Cost Summary

Facility Type		Cost
Sidewalk	$	6,717
Crosswalks	$	2,950
Curb Ramps	$	13,400
Missing Ramps	$	0

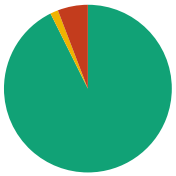

Sidewalk Barrier Priority Distribution

Priority	Percentage (%)
1	0%
2	6%
3	0%
4	2%
5	93%

Corridor Map

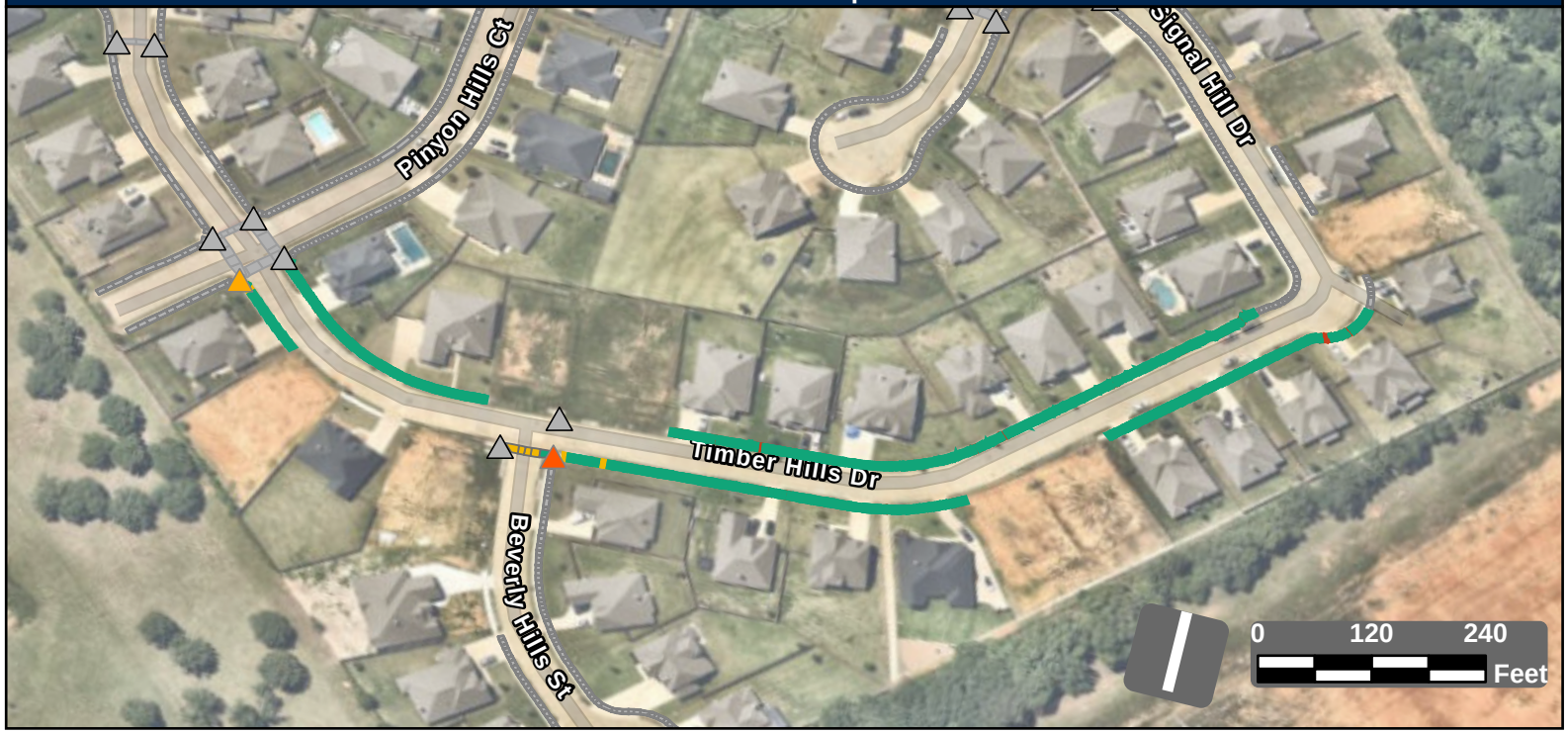

Facility Condition Summary

Sidewalks

Barrier Priority	Length (yd)		Cost
1	0	$	0
2	88	$	3,641
3	0	$	0
4	24	$	1,704
5	1,409	$	1,371
Total	1,521	$	6,717

Curb Ramps

Barrier Priority	Quantity		Cost
1	0	$	0
2	1	$	7,450
3	1	$	5,950
4	0	$	0
5	0	$	0
Total	2	$	13,400

Crosswalks

Barrier Priority	Length (yd)		Cost
1	0	$	0
2	0	$	0
3	0	$	0
4	30	$	2,950
5	8	$	
Total	38	$	2,950

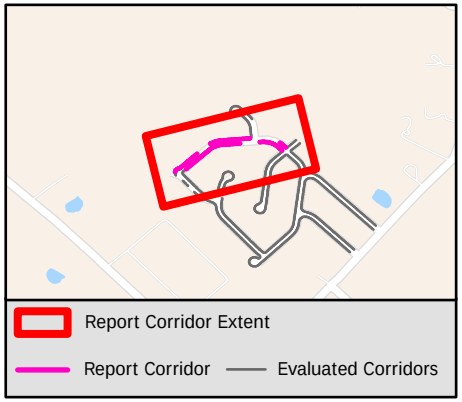

Sidewalk Barrier Summary

Pole	Quantity:	0
Fire Hydrant	Quantity:	0
Vault	Quantity:	0
Vegetation	Quantity:	0
Sign	Quantity:	0
Other	Quantity:	0

Missing Curb Ramps

Symbol	Quantity		Cost
	0	$	0

Curb Ramps Shown in Other Reports

Symbol	Quantity	Cost
	10	Other Report

Conceptual Budget Estimate Disclaimer

This "cost report" assigns a conceptual budget estimate to resolve non-compliance issues and was developed for planning purposes only. Kimley-Horn has no control over the cost of labor, materials, equipment, or over the Contractor's methods of determining prices or over competitive bidding or market conditions. Opinions of probable costs provided herein are based on the information known to Kimley-Horn at this time and represent only Kimley-Horn's judgment as a design professional familiar with the construction industry. Kimley-Horn cannot and does not guarantee that proposals, bids, or actual construction costs will not vary from its opinions of probable costs.

Sidewalk Barrier Conceptual Budget Summary

Sidewalk barriers are displayed for visual purposes only. Their associated costs are stored in the s yer, which is costed panel-by-panel in the Facility Priority Summary.

PROW Sidewalk Corridor Compliance Summary

Corridor

TINKER TRL

Corridor Score & Severity

Score: 3
MEDIUM

Corridor Cost Summary

Facility Type		Cost
Sidewalk	$	165,212
Crosswalks	$	2,069
Curb Ramps	$	15,400
Missing Ramps	$	0

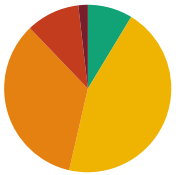

Sidewalk Barrier Priority Distribution

Priority	Percentage (%)
1	2%
2	10%
3	34%
4	45%
5	9%

Corridor Map

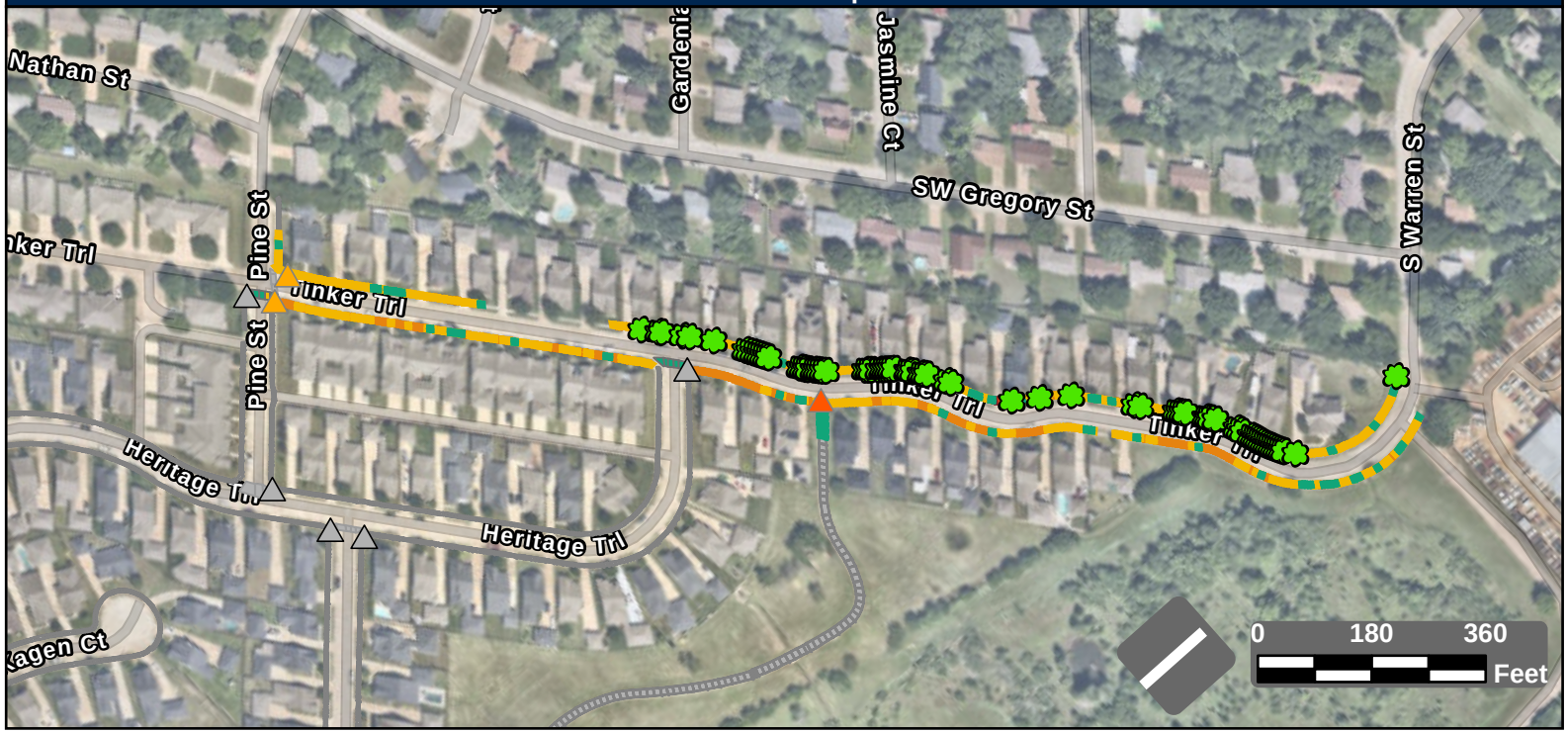

Facility Condition Summary

Sidewalks

Barrier Priority	Length (yd)		Cost
1	57	$	3,787
2	322	$	22,049
3	1,069	$	77,181
4	1,401	$	47,323
5	270	$	14,872
Total	3,119	$	165,212

Curb Ramps

Barrier Priority	Quantity		Cost
1	0	$	0
2	1	$	7,450
3	2	$	7,950
4	0	$	0
5	0	$	0
Total	3	$	15,400

Crosswalks

Barrier Priority	Length (yd)		Cost
1	0	$	0
2	0	$	0
3	0	$	0
4	10	$	2,069
5	97	$	
Total	107	$	2,069

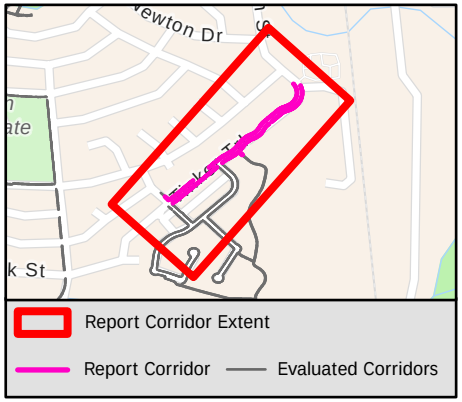

Sidewalk Barrier Summary

Pole	Quantity:	0
Fire Hydrant	Quantity:	0
Vault	Quantity:	0
Vegetation	Quantity:	72
Sign	Quantity:	0
Other	Quantity:	0

Missing Curb Ramps

Symbol	Quantity		Cost
	0	$	0

Curb Ramps Shown in Other Reports

Symbol	Quantity	Cost
	5	Other Report

Conceptual Budget Estimate Disclaimer

This "cost report" assigns a conceptual budget estimate to resolve non-compliance issues and was developed for planning purposes only. Kimley-Horn has no control over the cost of labor, materials, equipment, or over the Contractor's methods of determining prices or over competitive bidding or market conditions. Opinions of probable costs provided herein are based on the information known to Kimley-Horn at this time and represent only Kimley-Horn's judgment as a design professional familiar with the construction industry. Kimley-Horn cannot and does not guarantee that proposals, bids, or actual construction costs will not vary from its opinions of probable costs.

Sidewalk Barrier Conceptual Budget Summary

Sidewalk barriers are displayed for visual purposes only. Their associated costs are stored in the s 2150 yer, which is costed panel-by-panel in the Facility Priority Summary.

THE CITY OF BURLESON TEXAS

PROW Sidewalk Corridor Compliance Summary

Kimley»Horn

Item B.

Corridor

TIOGA ST

Corridor Score & Severity

Score: 4

MEDIUM

Corridor Cost Summary

Facility Type		Cost
Sidewalk	$	195,492
Crosswalks	$	0
Curb Ramps	$	12,350
Missing Ramps	$	14,000

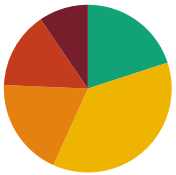

Sidewalk Barrier Priority Distribution

Priority	Percentage (%)
1	9%
2	15%
3	19%
4	37%
5	20%

Corridor Map



Facility Condition Summary

Sidewalks

Barrier Priority	Length (yd)		Cost
1	286	$	20,805
2	446	$	33,746
3	570	$	41,939
4	1,107	$	80,715
5	601	$	18,287
Total	3,010	$	195,492

Curb Ramps

Barrier Priority	Quantity		Cost
1	0	$	0
2	3	$	12,350
3	0	$	0
4	0	$	0
5	0	$	0
Total	3	$	12,350

Crosswalks

Barrier Priority	Length (yd)		Cost
1	0	$	0
2	0	$	0
3	124	$	0
4	0	$	0
5	80	$	
Total	204	$	0

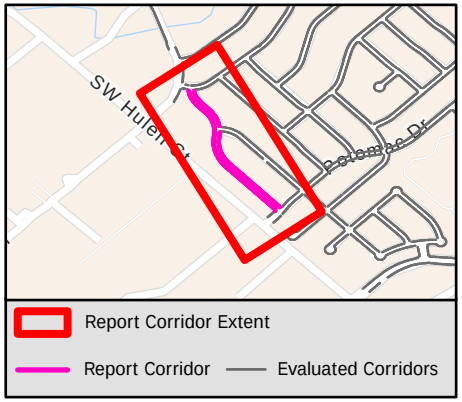

Sidewalk Barrier Summary

Pole	Quantity:	0
Fire Hydrant	Quantity:	0
Vault	Quantity:	0
Vegetation	Quantity:	0
Sign	Quantity:	0
Other	Quantity:	0

Missing Curb Ramps

Symbol	Quantity		Cost
	2	$	14,000

Curb Ramps Shown in Other Reports

Symbol	Quantity	Cost
	13	Other Report

Conceptual Budget Estimate Disclaimer

This "cost report" assigns a conceptual budget estimate to resolve non-compliance issues and was developed for planning purposes only. Kimley-Horn has no control over the cost of labor, materials, equipment, or over the Contractor's methods of determining prices or over competitive bidding or market conditions. Opinions of probable costs provided herein are based on the information known to Kimley-Horn at this time and represent only Kimley-Horn's judgment as a design professional familiar with the construction industry. Kimley-Horn cannot and does not guarantee that proposals, bids, or actual construction costs will not vary from its opinions of probable costs.

Sidewalk Barrier Conceptual Budget Summary

Sidewalk barriers are displayed for visual purposes only. Their associated costs are stored in the s yer, which is costed panel-by-panel in the Facility Priority Summary.

2151

PROW Sidewalk Corridor Compliance Summary

Corridor

TRAILSIDE DR

Corridor Score & Severity

Score: 5

LOW

Corridor Cost Summary

Facility Type		Cost
Sidewalk	$	76,368
Crosswalks	$	2,412
Curb Ramps	$	137,350
Missing Ramps	$	0

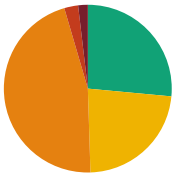

Sidewalk Barrier Priority Distribution

Priority	Percentage (%)
1	2%
2	3%
3	45%
4	23%
5	28%

Corridor Map

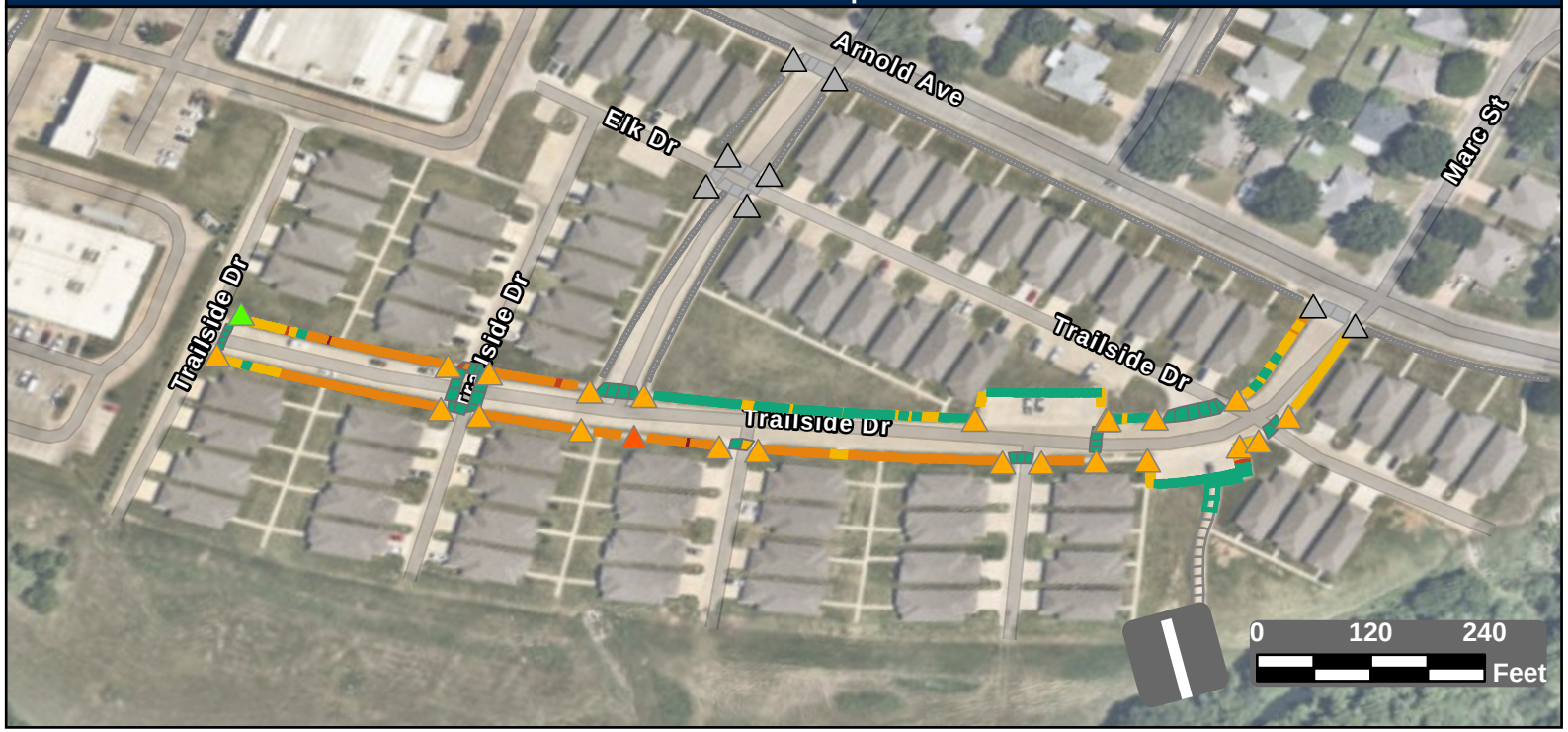

Facility Condition Summary

Sidewalks

Barrier Priority	Length (yd)		Cost
1	30	$	2,177
2	43	$	2,407
3	742	$	53,576
4	372	$	9,477
5	427	$	8,731
Total	1,614	$	76,368

Curb Ramps

Barrier Priority	Quantity		Cost
1	0	$	0
2	1	$	8,950
3	22	$	128,400
4	0	$	0
5	1	$	0
Total	24	$	137,350

Crosswalks

Barrier Priority	Length (yd)		Cost
1	0	$	0
2	6	$	1,251
3	8	$	0
4	12	$	1,161
5	406	$	
Total	433	$	2,412

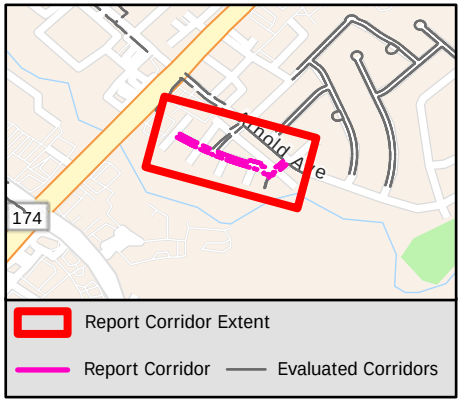

Sidewalk Barrier Summary

Pole	Quantity:	0
Fire Hydrant	Quantity:	0
Vault	Quantity:	0
Vegetation	Quantity:	0
Sign	Quantity:	0
Other	Quantity:	0

Missing Curb Ramps

Symbol	Quantity		Cost
	0	$	0

Curb Ramps Shown in Other Reports

Symbol	Quantity	Cost
	8	Other Report

Conceptual Budget Estimate Disclaimer

This "cost report" assigns a conceptual budget estimate to resolve non-compliance issues and was developed for planning purposes only. Kimley-Horn has no control over the cost of labor, materials, equipment, or over the Contractor's methods of determining prices or over competitive bidding or market conditions. Opinions of probable costs provided herein are based on the information known to Kimley-Horn at this time and represent only Kimley-Horn's judgment as a design professional familiar with the construction industry. Kimley-Horn cannot and does not guarantee that proposals, bids, or actual construction costs will not vary from its opinions of probable costs.

Sidewalk Barrier Conceptual Budget Summary

Sidewalk barriers are displayed for visual purposes only. Their associated costs are stored in the s yer, which is costed panel-by-panel in the Facility Priority Summary.

PROW Sidewalk Corridor Compliance Summary

Corridor

TRINITY ST

Corridor Score & Severity

Score: 4

MEDIUM

Corridor Cost Summary

Facility Type		Cost
Sidewalk	$	44,901
Crosswalks	$	14,108
Curb Ramps	$	16,750
Missing Ramps	$	35,000

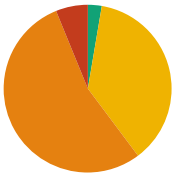

Sidewalk Barrier Priority Distribution

Priority	Percentage (%)
1	0%
2	6%
3	54%
4	37%
5	3%

Corridor Map



Facility Condition Summary

Sidewalks

Barrier Priority	Length (yd)		Cost
1	0	$	0
2	52	$	3,393
3	458	$	33,083
4	315	$	6,792
5	23	$	1,633
Total	848	$	44,901

Curb Ramps

Barrier Priority	Quantity		Cost
1	0	$	0
2	0	$	0
3	5	$	16,750
4	0	$	0
5	0	$	0
Total	5	$	16,750

Crosswalks

Barrier Priority	Length (yd)		Cost
1	0	$	0
2	0	$	0
3	0	$	0
4	142	$	14,108
5	42	$	
Total	184	$	14,108

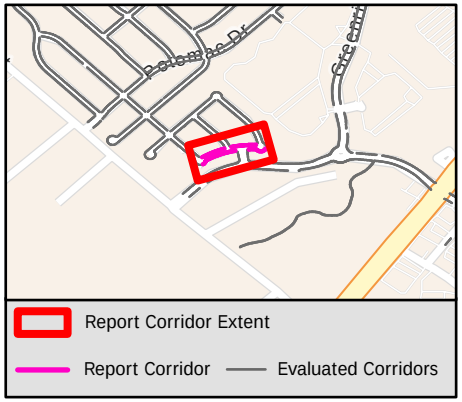

Sidewalk Barrier Summary

Pole	Quantity:	0
Fire Hydrant	Quantity:	0
Vault	Quantity:	0
Vegetation	Quantity:	0
Sign	Quantity:	0
Other	Quantity:	0

Missing Curb Ramps

Symbol	Quantity		Cost
	5	$	35,000

Curb Ramps Shown in Other Reports

Symbol	Quantity	Cost
	4	Other Report

Conceptual Budget Estimate Disclaimer

This "cost report" assigns a conceptual budget estimate to resolve non-compliance issues and was developed for planning purposes only. Kimley-Horn has no control over the cost of labor, materials, equipment, or over the Contractor's methods of determining prices or over competitive bidding or market conditions. Opinions of probable costs provided herein are based on the information known to Kimley-Horn at this time and represent only Kimley-Horn's judgment as a design professional familiar with the construction industry. Kimley-Horn cannot and does not guarantee that proposals, bids, or actual construction costs will not vary from its opinions of probable costs.

Sidewalk Barrier Conceptual Budget Summary

Sidewalk barriers are displayed for visual purposes only. Their associated costs are stored in the s… yer, which is costed panel-by-panel in the Facility Priority Summary.

PROW Sidewalk Corridor Compliance Summary

Corridor

TWIN OAKS CT

Corridor Score & Severity

Score: 3

MEDIUM

Corridor Cost Summary

Facility Type		Cost
Sidewalk	$	35,239
Crosswalks	$	0
Curb Ramps	$	0
Missing Ramps	$	0

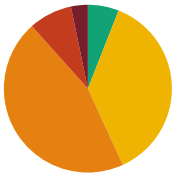

Sidewalk Barrier Priority Distribution

Priority	Percentage (%)
1	3%
2	8%
3	45%
4	37%
5	6%

Corridor Map

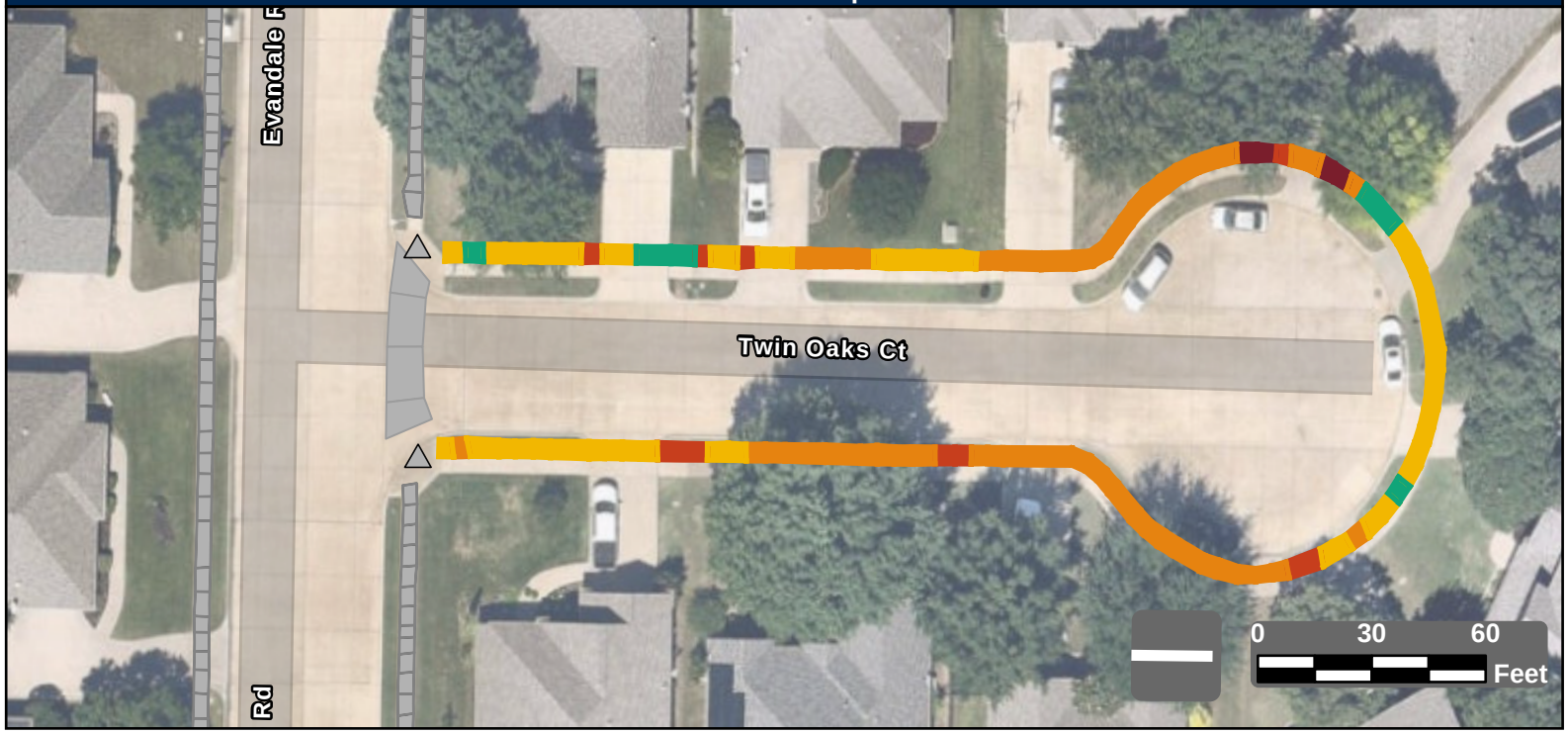

Facility Condition Summary

Sidewalks

Barrier Priority	Length (yd)		Cost
1	18	$	1,330
2	47	$	2,983
3	255	$	18,440
4	210	$	10,055
5	34	$	2,431
Total	565	$	35,239

Curb Ramps

Barrier Priority	Quantity		Cost
1	0	$	0
2	0	$	0
3	0	$	0
4	0	$	0
5	0	$	0
Total	0	$	0

Crosswalks

Barrier Priority	Length (yd)		Cost
1	0	$	0
2	0	$	0
3	0	$	0
4	0	$	0
5	0	$	0
Total	0	$	0

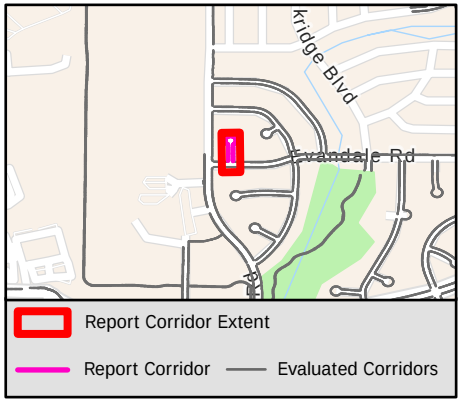

Sidewalk Barrier Summary

Pole	Quantity:	0
Fire Hydrant	Quantity:	0
Vault	Quantity:	0
Vegetation	Quantity:	0
Sign	Quantity:	0
Other	Quantity:	0

Missing Curb Ramps

Symbol	Quantity		Cost
	0	$	0

Curb Ramps Shown in Other Reports

Symbol	Quantity	Cost
	2	Other Report

Conceptual Budget Estimate Disclaimer

This "cost report" assigns a conceptual budget estimate to resolve non-compliance issues and was developed for planning purposes only. Kimley-Horn has no control over the cost of labor, materials, equipment, or over the Contractor's methods of determining prices or over competitive bidding or market conditions. Opinions of probable costs provided herein are based on the information known to Kimley-Horn at this time and represent only Kimley-Horn's judgment as a design professional familiar with the construction industry. Kimley-Horn cannot and does not guarantee that proposals, bids, or actual construction costs will not vary from its opinions of probable costs.

Sidewalk Barrier Conceptual Budget Summary

Sidewalk barriers are displayed for visual purposes only. Their associated costs are stored in the s… yer, which is costed panel-by-panel in the Facility Priority Summary.

PROW Sidewalk Corridor Compliance Summary

Corridor

TWITTY TRL

Corridor Score & Severity

Score: 3

MEDIUM

Corridor Cost Summary

Facility Type		Cost
Sidewalk	$	27,999
Crosswalks	$	0
Curb Ramps	$	23,800
Missing Ramps	$	0

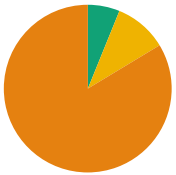

Sidewalk Barrier Priority Distribution

Priority	Percentage (%)
1	0%
2	0%
3	84%
4	10%
5	6%

Corridor Map

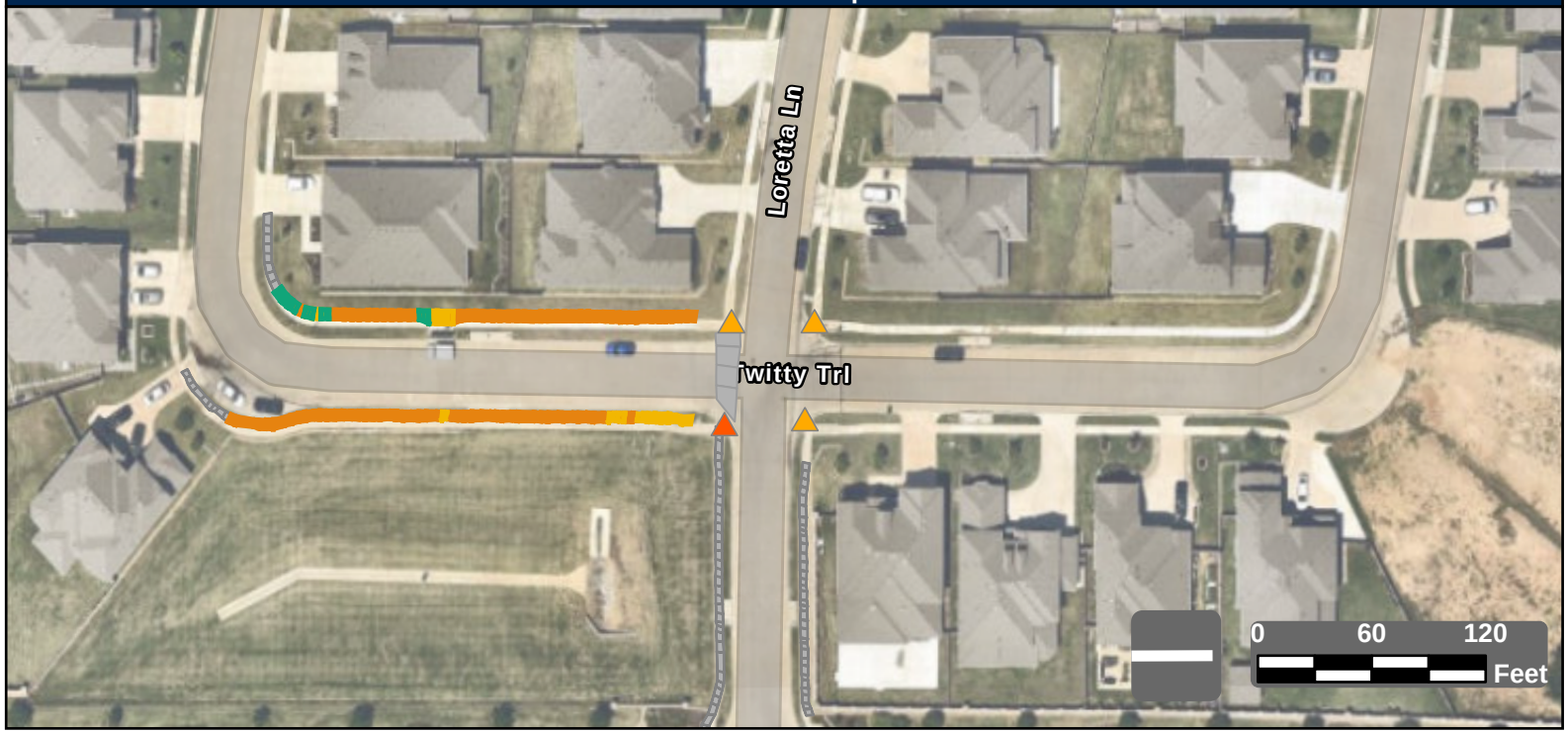

Facility Condition Summary

Sidewalks

Barrier Priority	Length (yd)		Cost
1	0	$	0
2	0	$	0
3	362	$	26,176
4	44	$	1,542
5	27	$	280
Total	433	$	27,999

Curb Ramps

Barrier Priority	Quantity		Cost
1	0	$	0
2	1	$	5,950
3	3	$	17,850
4	0	$	0
5	0	$	0
Total	4	$	23,800

Crosswalks

Barrier Priority	Length (yd)		Cost
1	0	$	0
2	0	$	0
3	0	$	0
4	0	$	0
5	0	$	0
Total	0	$	0

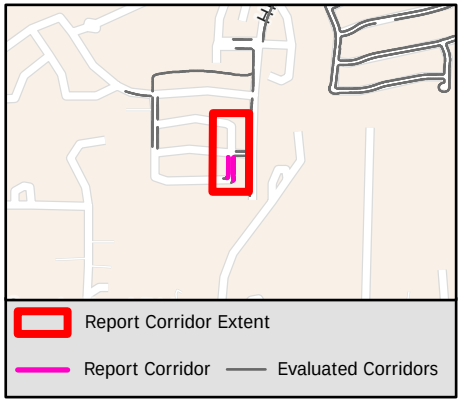

Sidewalk Barrier Summary

Pole	Quantity:	0
Fire Hydrant	Quantity:	0
Vault	Quantity:	0
Vegetation	Quantity:	0
Sign	Quantity:	0
Other	Quantity:	0

Missing Curb Ramps

Symbol	Quantity		Cost
	0	$	0

Curb Ramps Shown in Other Reports

Symbol	Quantity	Cost
	0	Other Report

Conceptual Budget Estimate Disclaimer

This "cost report" assigns a conceptual budget estimate to resolve non-compliance issues and was developed for planning purposes only. Kimley-Horn has no control over the cost of labor, materials, equipment, or over the Contractor's methods of determining prices or over competitive bidding or market conditions. Opinions of probable costs provided herein are based on the information known to Kimley-Horn at this time and represent only Kimley-Horn's judgment as a design professional familiar with the construction industry. Kimley-Horn cannot and does not guarantee that proposals, bids, or actual construction costs will not vary from its opinions of probable costs.

Sidewalk Barrier Conceptual Budget Summary

Sidewalk barriers are displayed for visual purposes only. Their associated costs are stored in the s yer, which is costed panel-by-panel in the Facility Priority Summary.

PROW Sidewalk Corridor Compliance Summary

Corridor

TYLER CT

Corridor Score & Severity

Score: 3

MEDIUM

Corridor Cost Summary

Facility Type		Cost
Sidewalk	$	18,309
Crosswalks	$	0
Curb Ramps	$	0
Missing Ramps	$	0

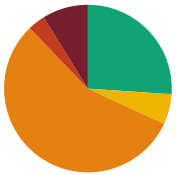

Sidewalk Barrier Priority Distribution

Priority	Percentage (%)
1	9%
2	3%
3	56%
4	6%
5	26%

Corridor Map

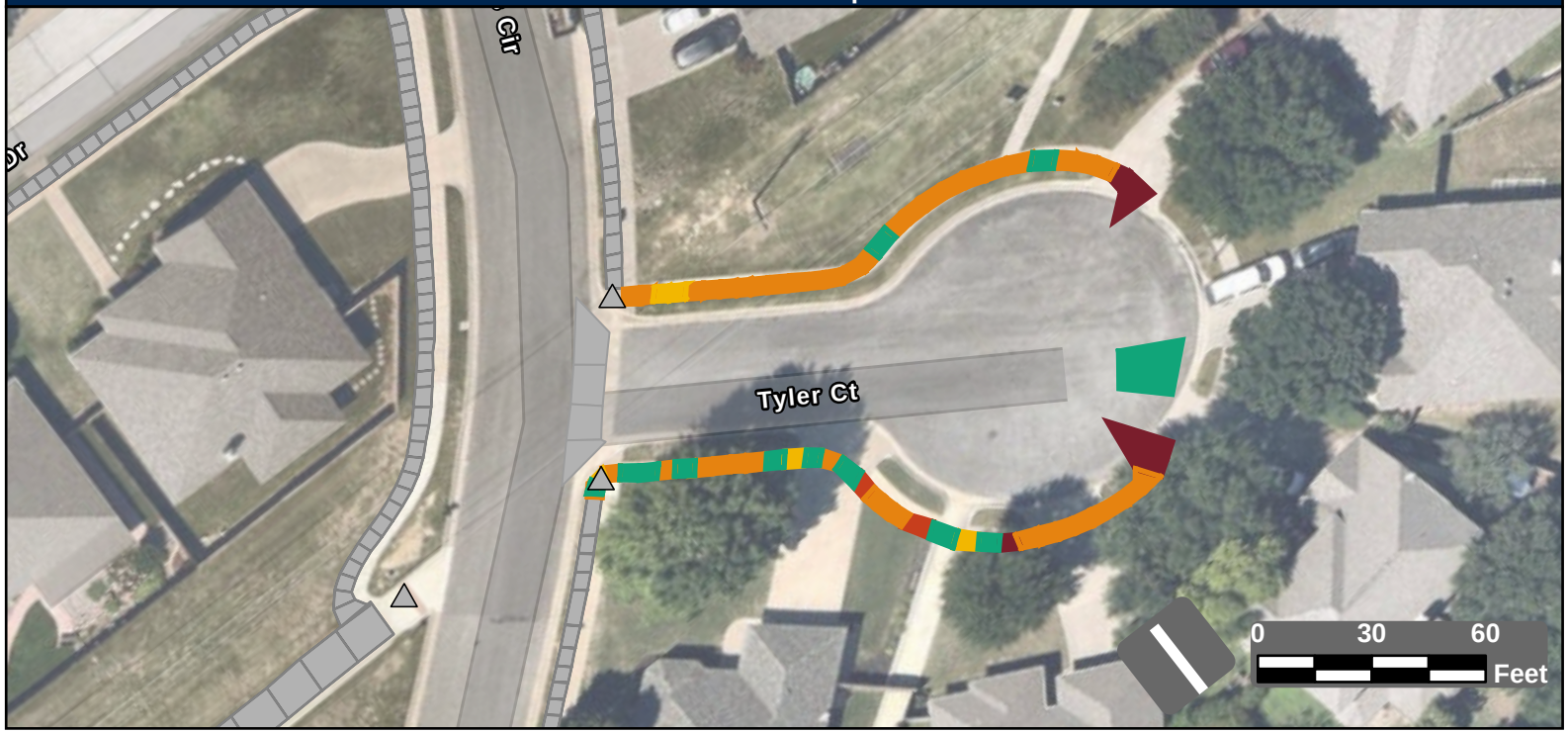

Facility Condition Summary

Sidewalks

Barrier Priority	Length (yd)		Cost
1	28	$	2,819
2	11	$	759
3	175	$	12,604
4	18	$	1,315
5	81	$	811
Total	312	$	18,309

Curb Ramps

Barrier Priority	Quantity		Cost
1	0	$	0
2	0	$	0
3	0	$	0
4	0	$	0
5	0	$	0
Total	0	$	0

Crosswalks

Barrier Priority	Length (yd)		Cost
1	0	$	0
2	0	$	0
3	0	$	0
4	0	$	0
5	0	$	0
Total	0	$	0

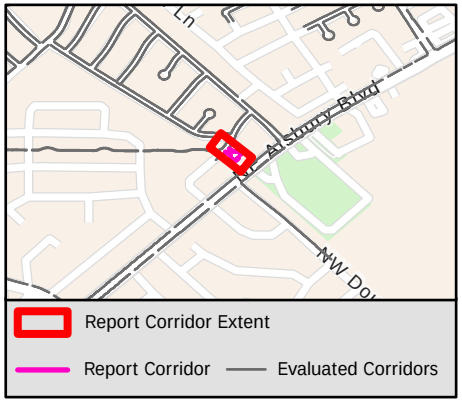

Sidewalk Barrier Summary

Pole	Quantity:	0
Fire Hydrant	Quantity:	0
Vault	Quantity:	0
Vegetation	Quantity:	0
Sign	Quantity:	0
Other	Quantity:	0

Missing Curb Ramps

Symbol	Quantity		Cost
	0	$	0

Curb Ramps Shown in Other Reports

Symbol	Quantity	Cost
	3	Other Report

Conceptual Budget Estimate Disclaimer

This "cost report" assigns a conceptual budget estimate to resolve non-compliance issues and was developed for planning purposes only. Kimley-Horn has no control over the cost of labor, materials, equipment, or over the Contractor's methods of determining prices or over competitive bidding or market conditions. Opinions of probable costs provided herein are based on the information known to Kimley-Horn at this time and represent only Kimley-Horn's judgment as a design professional familiar with the construction industry. Kimley-Horn cannot and does not guarantee that proposals, bids, or actual construction costs will not vary from its opinions of probable costs.

Sidewalk Barrier Conceptual Budget Summary

Sidewalk barriers are displayed for visual purposes only. Their associated costs are stored in the s yer, which is costed panel-by-panel in the Facility Priority Summary.

PROW Sidewalk Corridor Compliance Summary

Corridor

TYLER JAMES DR

Corridor Score & Severity

Score: 3

MEDIUM

Corridor Cost Summary

Facility Type		Cost
Sidewalk	$	25,814
Crosswalks	$	0
Curb Ramps	$	0
Missing Ramps	$	0

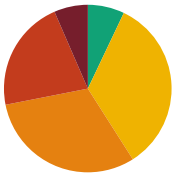

Sidewalk Barrier Priority Distribution

Priority	Percentage (%)
1	7%
2	22%
3	31%
4	34%
5	7%

Corridor Map

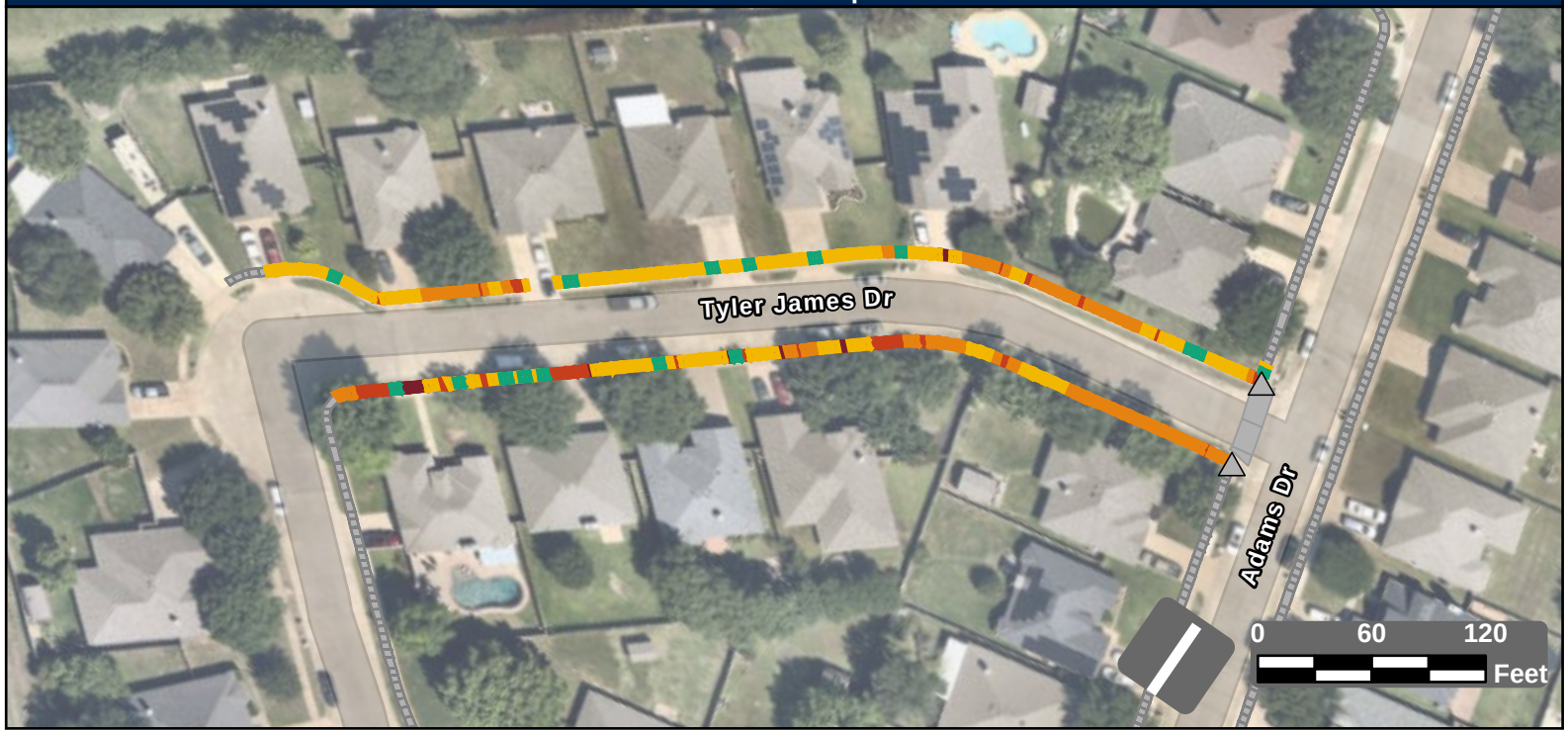

Facility Condition Summary

Sidewalks

Barrier Priority	Length (yd)		Cost
1	28	$	1,595
2	93	$	5,076
3	133	$	9,590
4	146	$	7,366
5	30	$	2,186
Total	430	$	25,814

Curb Ramps

Barrier Priority	Quantity		Cost
1	0	$	0
2	0	$	0
3	0	$	0
4	0	$	0
5	0	$	0
Total	0	$	0

Crosswalks

Barrier Priority	Length (yd)		Cost
1	0	$	0
2	0	$	0
3	0	$	0
4	0	$	0
5	0	$	0
Total	0	$	0

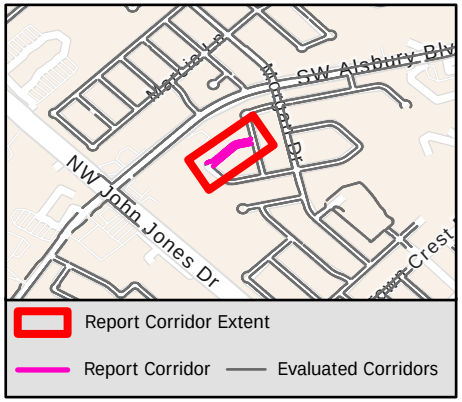

Sidewalk Barrier Summary

Pole	Quantity:	0
Fire Hydrant	Quantity:	0
Vault	Quantity:	0
Vegetation	Quantity:	0
Sign	Quantity:	0
Other	Quantity:	0

Missing Curb Ramps

Symbol	Quantity		Cost
	0	$	0

Curb Ramps Shown in Other Reports

Symbol	Quantity	Cost
	2	Other Report

Conceptual Budget Estimate Disclaimer

This "cost report" assigns a conceptual budget estimate to resolve non-compliance issues and was developed for planning purposes only. Kimley-Horn has no control over the cost of labor, materials, equipment, or over the Contractor's methods of determining prices or over competitive bidding or market conditions. Opinions of probable costs provided herein are based on the information known to Kimley-Horn at this time and represent only Kimley-Horn's judgment as a design professional familiar with the construction industry. Kimley-Horn cannot and does not guarantee that proposals, bids, or actual construction costs will not vary from its opinions of probable costs.

Sidewalk Barrier Conceptual Budget Summary

Sidewalk barriers are displayed for visual purposes only. Their associated costs are stored in the s[illegible]yer, which is costed panel-by-panel in the Facility Priority Summary.

THE CITY OF BURLESON TEXAS

PROW Sidewalk Corridor Compliance Summary

Kimley»Horn

Corridor

UTE CREEK CT

Corridor Score & Severity

Score: 3

MEDIUM

Corridor Cost Summary

Facility Type		Cost
Sidewalk	$	33,237
Crosswalks	$	0
Curb Ramps	$	0
Missing Ramps	$	0

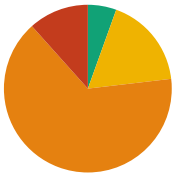

Sidewalk Barrier Priority Distribution

Priority	Percentage (%)
1	0%
2	12%
3	65%
4	18%
5	5%

Corridor Map

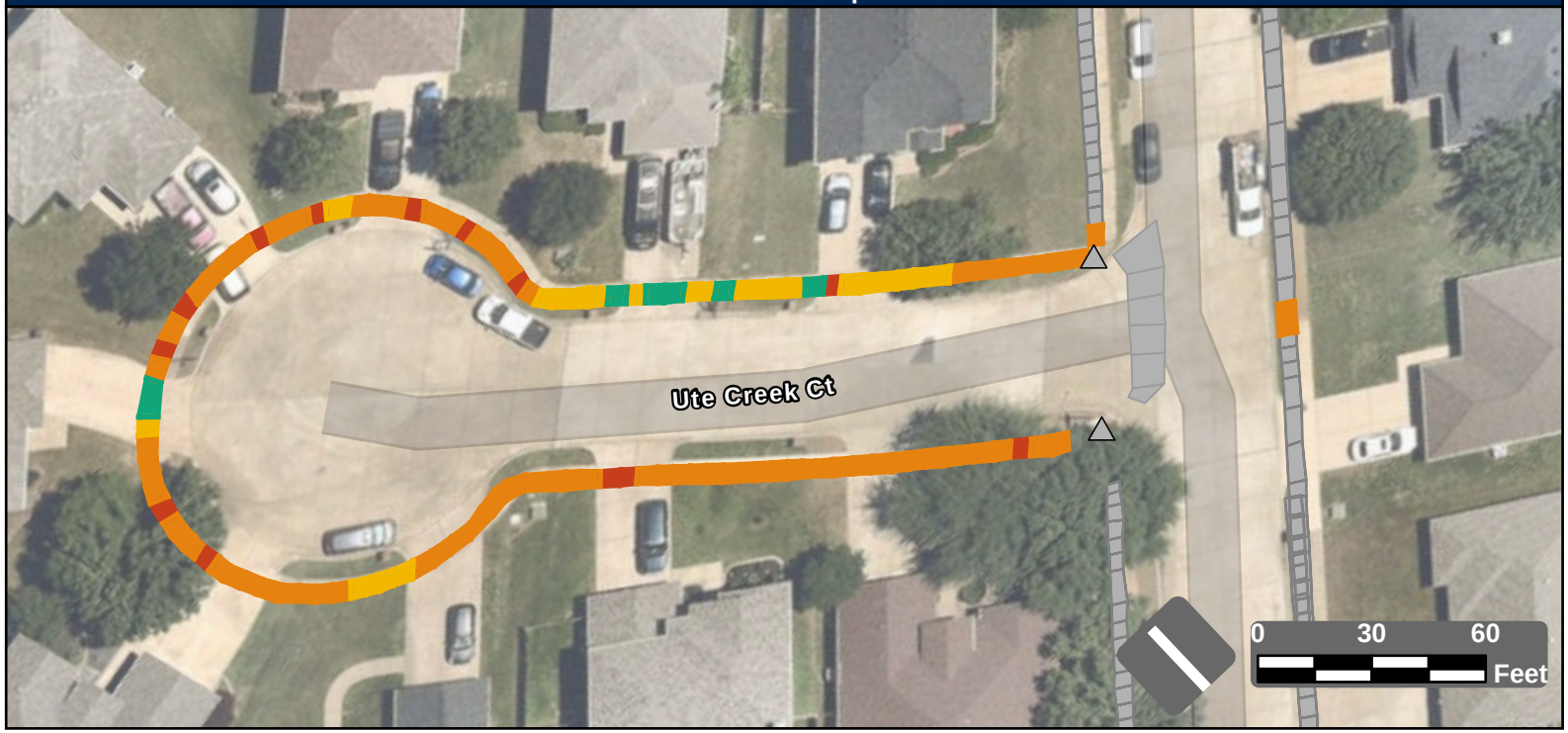

Facility Condition Summary

Sidewalks

Barrier Priority	Length (yd)		Cost
1	0	$	0
2	60	$	4,046
3	334	$	24,142
4	90	$	3,020
5	28	$	2,029
Total	512	$	33,237

Curb Ramps

Barrier Priority	Quantity		Cost
1	0	$	0
2	0	$	0
3	0	$	0
4	0	$	0
5	0	$	0
Total	0	$	0

Crosswalks

Barrier Priority	Length (yd)		Cost
1	0	$	0
2	0	$	0
3	0	$	0
4	0	$	0
5	0	$	0
Total	0	$	0

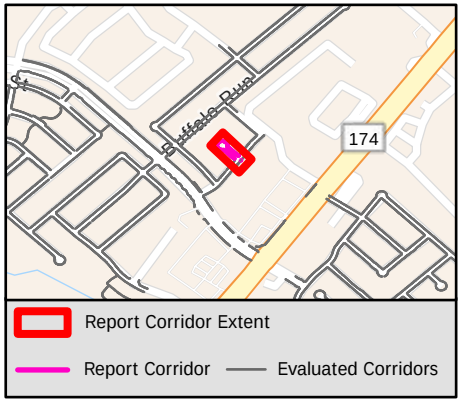

Sidewalk Barrier Summary

Pole	Quantity:	0
Fire Hydrant	Quantity:	0
Vault	Quantity:	0
Vegetation	Quantity:	0
Sign	Quantity:	0
Other	Quantity:	0

Missing Curb Ramps

Symbol	Quantity		Cost
	0	$	0

Curb Ramps Shown in Other Reports

Symbol	Quantity	Cost
	2	Other Report

Conceptual Budget Estimate Disclaimer

This "cost report" assigns a conceptual budget estimate to resolve non-compliance issues and was developed for planning purposes only. Kimley-Horn has no control over the cost of labor, materials, equipment, or over the Contractor's methods of determining prices or over competitive bidding or market conditions. Opinions of probable costs provided herein are based on the information known to Kimley-Horn at this time and represent only Kimley-Horn's judgment as a design professional familiar with the construction industry. Kimley-Horn cannot and does not guarantee that proposals, bids, or actual construction costs will not vary from its opinions of probable costs.

Sidewalk Barrier Conceptual Budget Summary

Sidewalk barriers are displayed for visual purposes only. Their associated costs are stored in the s 2158 yer, which is costed panel-by-panel in the Facility Priority Summary.

PROW Sidewalk Corridor Compliance Summary

Corridor

VADEN AVE

Corridor Score & Severity

Score: 4
MEDIUM

Corridor Cost Summary

Facility Type		Cost
Sidewalk	$	172,906
Crosswalks	$	1,734
Curb Ramps	$	28,300
Missing Ramps	$	7,000

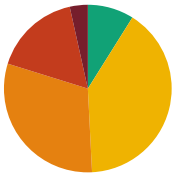

Sidewalk Barrier Priority Distribution

Priority	Percentage (%)
1	3%
2	17%
3	31%
4	40%
5	9%

Corridor Map



Facility Condition Summary

Sidewalks

Barrier Priority	Length (yd)		Cost
1	104	$	6,037
2	504	$	32,562
3	922	$	66,570
4	1,214	$	51,254
5	268	$	16,483
Total	3,013	$	172,906

Curb Ramps

Barrier Priority	Quantity		Cost
1	2	$	14,900
2	2	$	13,400
3	0	$	0
4	0	$	0
5	0	$	0
Total	4	$	28,300

Crosswalks

Barrier Priority	Length (yd)		Cost
1	0	$	0
2	0	$	0
3	0	$	0
4	70	$	1,734
5	0	$	0
Total	70	$	1,734

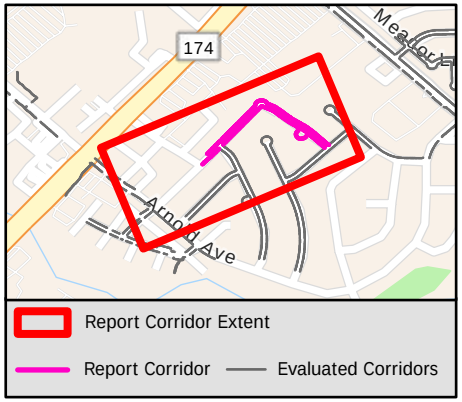

Sidewalk Barrier Summary

Pole	Quantity: 0
Fire Hydrant	Quantity: 0
Vault	Quantity: 0
Vegetation	Quantity: 0
Sign	Quantity: 0
Other	Quantity: 0

Missing Curb Ramps

Symbol	Quantity		Cost
	1	$	7,000

Curb Ramps Shown in Other Reports

Symbol	Quantity	Cost
	22	Other Report

Conceptual Budget Estimate Disclaimer

This "cost report" assigns a conceptual budget estimate to resolve non-compliance issues and was developed for planning purposes only. Kimley-Horn has no control over the cost of labor, materials, equipment, or over the Contractor's methods of determining prices or over competitive bidding or market conditions. Opinions of probable costs provided herein are based on the information known to Kimley-Horn at this time and represent only Kimley-Horn's judgment as a design professional familiar with the construction industry. Kimley-Horn cannot and does not guarantee that proposals, bids, or actual construction costs will not vary from its opinions of probable costs.

Sidewalk Barrier Conceptual Budget Summary

Sidewalk barriers are displayed for visual purposes only. Their associated costs are stored in the s[illegible]yer, which is costed panel-by-panel in the Facility Priority Summary.

PROW Sidewalk Corridor Compliance Summary

Corridor

VALENTINE CT

Corridor Score & Severity

Score: 5

LOW

Corridor Cost Summary

Facility Type		Cost
Sidewalk	$	66,284
Crosswalks	$	3,879
Curb Ramps	$	27,300
Missing Ramps	$	14,000

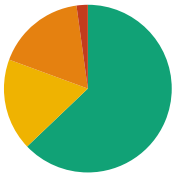

Sidewalk Barrier Priority Distribution

Priority	Percentage (%)
1	0%
2	2%
3	17%
4	18%
5	63%

Corridor Map

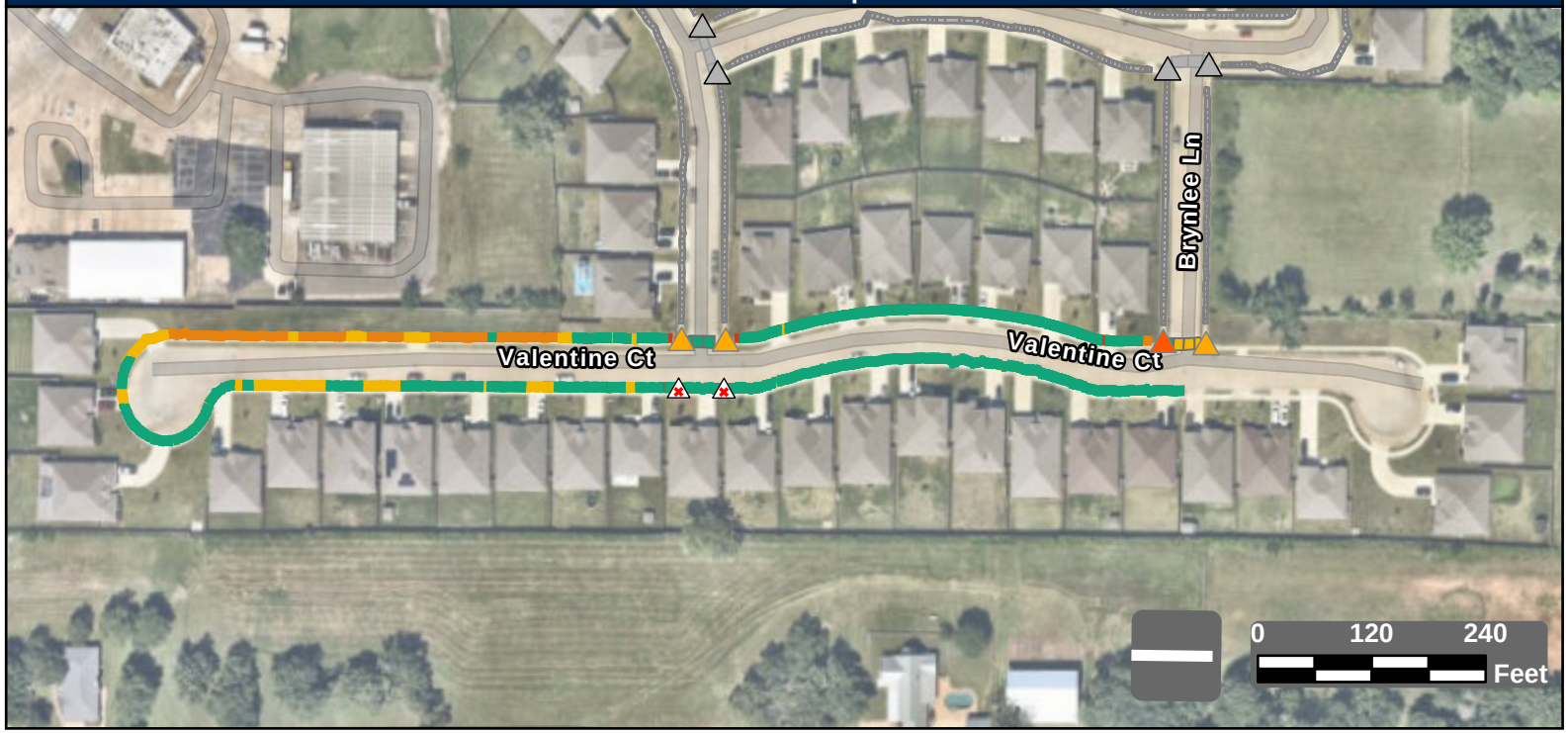

Facility Condition Summary

Sidewalks

Barrier Priority	Length (yd)		Cost
1	0	$	0
2	47	$	1,855
3	372	$	26,833
4	383	$	23,048
5	1,359	$	14,548
Total	2,161	$	66,284

Curb Ramps

Barrier Priority	Quantity		Cost
1	0	$	0
2	1	$	8,950
3	3	$	18,350
4	0	$	0
5	0	$	0
Total	4	$	27,300

Crosswalks

Barrier Priority	Length (yd)		Cost
1	0	$	0
2	0	$	0
3	0	$	0
4	39	$	3,879
5	74	$	
Total	113	$	3,879

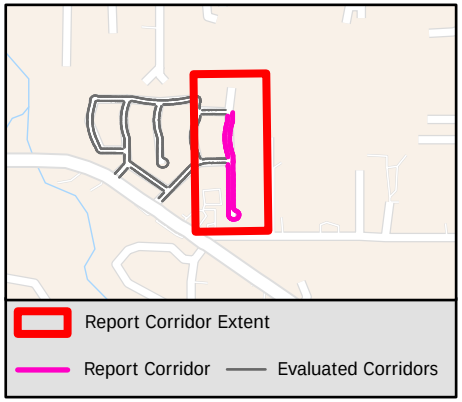

Sidewalk Barrier Summary

Pole	Quantity:	0
Fire Hydrant	Quantity:	0
Vault	Quantity:	0
Vegetation	Quantity:	0
Sign	Quantity:	0
Other	Quantity:	0

Missing Curb Ramps

Symbol	Quantity		Cost
	2	$	14,000

Curb Ramps Shown in Other Reports

Symbol	Quantity	Cost
	4	Other Report

Conceptual Budget Estimate Disclaimer

This "cost report" assigns a conceptual budget estimate to resolve non-compliance issues and was developed for planning purposes only. Kimley-Horn has no control over the cost of labor, materials, equipment, or over the Contractor's methods of determining prices or over competitive bidding or market conditions. Opinions of probable costs provided herein are based on the information known to Kimley-Horn at this time and represent only Kimley-Horn's judgment as a design professional familiar with the construction industry. Kimley-Horn cannot and does not guarantee that proposals, bids, or actual construction costs will not vary from its opinions of probable costs.

Sidewalk Barrier Conceptual Budget Summary

Sidewalk barriers are displayed for visual purposes only. Their associated costs are stored in the s 2160 yer, which is costed panel-by-panel in the Facility Priority Summary.

PROW Sidewalk Corridor Compliance Summary

Corridor

VALLEY CREST DR

Corridor Score & Severity

Score: 2

HIGH

Corridor Cost Summary

Facility Type		Cost
Sidewalk	$	1,079
Crosswalks	$	0
Curb Ramps	$	5,950
Missing Ramps	$	7,000



Sidewalk Barrier Priority Distribution

Priority	Percentage (%)
1	0%
2	0%
3	100%
4	0%
5	0%

Corridor Map



Facility Condition Summary

Sidewalks

Barrier Priority	Length (yd)		Cost
1	0	$	0
2	0	$	0
3	15	$	1,079
4	0	$	0
5	0	$	0
Total	15	$	1,079

Curb Ramps

Barrier Priority	Quantity		Cost
1	0	$	0
2	1	$	5,950
3	0	$	0
4	0	$	0
5	0	$	0
Total	1	$	5,950

Crosswalks

Barrier Priority	Length (yd)		Cost
1	0	$	0
2	0	$	0
3	0	$	0
4	0	$	0
5	0	$	0
Total	0	$	0

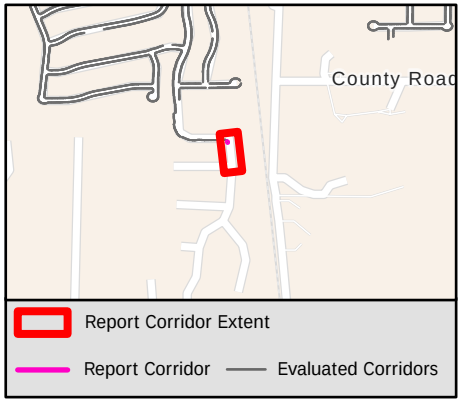

Sidewalk Barrier Summary

Pole	Quantity:	0
Fire Hydrant	Quantity:	0
Vault	Quantity:	0
Vegetation	Quantity:	0
Sign	Quantity:	0
Other	Quantity:	0

Missing Curb Ramps

Symbol	Quantity		Cost
	1	$	7,000

Curb Ramps Shown in Other Reports

Symbol	Quantity	Cost
	0	Other Report

Conceptual Budget Estimate Disclaimer

This “cost report” assigns a conceptual budget estimate to resolve non-compliance issues and was developed for planning purposes only. Kimley-Horn has no control over the cost of labor, materials, equipment, or over the Contractor's methods of determining prices or over competitive bidding or market conditions. Opinions of probable costs provided herein are based on the information known to Kimley-Horn at this time and represent only Kimley-Horn's judgment as a design professional familiar with the construction industry. Kimley-Horn cannot and does not guarantee that proposals, bids, or actual construction costs will not vary from its opinions of probable costs.

Sidewalk Barrier Conceptual Budget Summary

Sidewalk barriers are displayed for visual purposes only. Their associated costs are stored in the s yer, which is costed panel-by-panel in the Facility Priority Summary.

PROW Sidewalk Corridor Compliance Summary

Corridor

VALLEY GREEN CT

Corridor Score & Severity

Score: 3

MEDIUM

Corridor Cost Summary

Facility Type		Cost
Sidewalk	$	23,411
Crosswalks	$	0
Curb Ramps	$	0
Missing Ramps	$	0

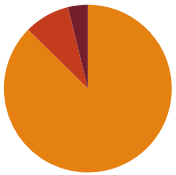

Sidewalk Barrier Priority Distribution

Priority	Percentage (%)
1	4%
2	9%
3	87%
4	0%
5	0%

Corridor Map

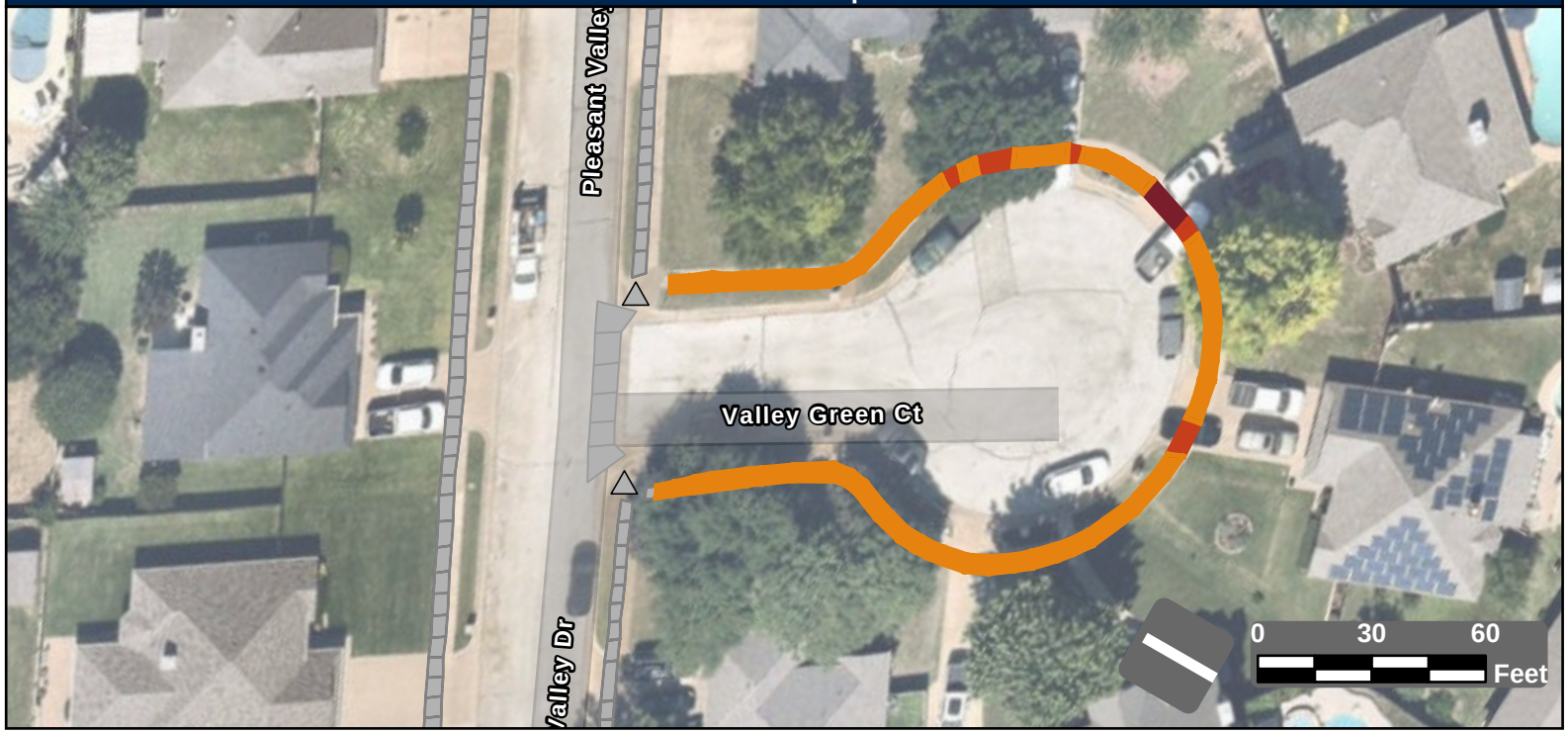

Facility Condition Summary

Sidewalks

Barrier Priority	Length (yd)		Cost
1	12	$	895
2	28	$	2,052
3	283	$	20,464
4	0	$	0
5	0	$	0
Total	324	$	23,411

Curb Ramps

Barrier Priority	Quantity		Cost
1	0	$	0
2	0	$	0
3	0	$	0
4	0	$	0
5	0	$	0
Total	0	$	0

Crosswalks

Barrier Priority	Length (yd)		Cost
1	0	$	0
2	0	$	0
3	0	$	0
4	0	$	0
5	0	$	0
Total	0	$	0

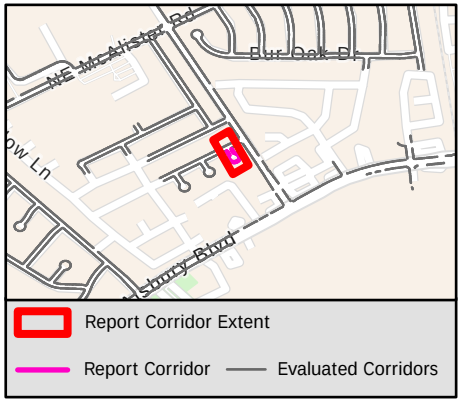

Sidewalk Barrier Summary

Pole	Quantity:	0
Fire Hydrant	Quantity:	0
Vault	Quantity:	0
Vegetation	Quantity:	0
Sign	Quantity:	0
Other	Quantity:	0

Missing Curb Ramps

Symbol	Quantity		Cost
	0	$	0

Curb Ramps Shown in Other Reports

Symbol	Quantity	Cost
	2	Other Report

Conceptual Budget Estimate Disclaimer

This "cost report" assigns a conceptual budget estimate to resolve non-compliance issues and was developed for planning purposes only. Kimley-Horn has no control over the cost of labor, materials, equipment, or over the Contractor's methods of determining prices or over competitive bidding or market conditions. Opinions of probable costs provided herein are based on the information known to Kimley-Horn at this time and represent only Kimley-Horn's judgment as a design professional familiar with the construction industry. Kimley-Horn cannot and does not guarantee that proposals, bids, or actual construction costs will not vary from its opinions of probable costs.

Sidewalk Barrier Conceptual Budget Summary

Sidewalk barriers are displayed for visual purposes only. Their associated costs are stored in the s… yer, which is costed panel-by-panel in the Facility Priority Summary.

PROW Sidewalk Corridor Compliance Summary

Item B.

Corridor

VALLEY RIDGE CT

Corridor Score & Severity

Score: 5

LOW

Corridor Cost Summary

Facility Type		Cost
Sidewalk	$	36,453
Crosswalks	$	3,540
Curb Ramps	$	8,950
Missing Ramps	$	0

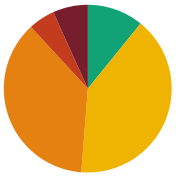

Sidewalk Barrier Priority Distribution

Priority	Percentage (%)
1	6%
2	6%
3	44%
4	35%
5	9%

Corridor Map



Facility Condition Summary

Sidewalks

Barrier Priority	Length (yd)		Cost
1	43	$	3,073
2	41	$	2,765
3	325	$	23,462
4	254	$	9,613
5	68	$	4,916
Total	628	$	36,453

Curb Ramps

Barrier Priority	Quantity		Cost
1	0	$	0
2	1	$	8,950
3	0	$	0
4	0	$	0
5	0	$	0
Total	1	$	8,950

Crosswalks

Barrier Priority	Length (yd)		Cost
1	0	$	0
2	0	$	0
3	0	$	0
4	37	$	3,540
5	116	$	
Total	153	$	3,540

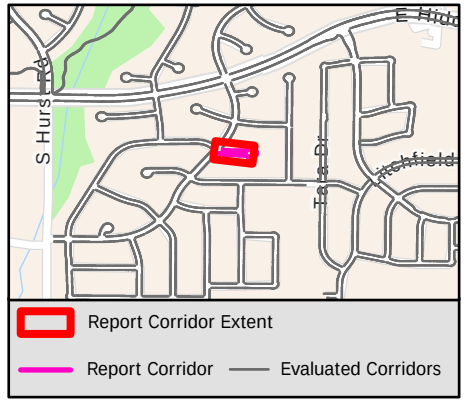

Sidewalk Barrier Summary

Pole	Quantity:	0
Fire Hydrant	Quantity:	0
Vault	Quantity:	0
Vegetation	Quantity:	0
Sign	Quantity:	0
Other	Quantity:	0

Missing Curb Ramps

Symbol	Quantity		Cost
	0	$	0

Curb Ramps Shown in Other Reports

Symbol	Quantity	Cost
	2	Other Report

Conceptual Budget Estimate Disclaimer

This "cost report" assigns a conceptual budget estimate to resolve non-compliance issues and was developed for planning purposes only. Kimley-Horn has no control over the cost of labor, materials, equipment, or over the Contractor's methods of determining prices or over competitive bidding or market conditions. Opinions of probable costs provided herein are based on the information known to Kimley-Horn at this time and represent only Kimley-Horn's judgment as a design professional familiar with the construction industry. Kimley-Horn cannot and does not guarantee that proposals, bids, or actual construction costs will not vary from its opinions of probable costs.

Sidewalk Barrier Conceptual Budget Summary

Sidewalk barriers are displayed for visual purposes only. Their associated costs are stored in the s yer, which is costed panel-by-panel in the Facility Priority Summary.

PROW Sidewalk Corridor Compliance Summary

Corridor

VALLEY RIDGE RD

Corridor Score & Severity

Score: 3

MEDIUM

Corridor Cost Summary

Facility Type		Cost
Sidewalk	$	245,597
Crosswalks	$	5,476
Curb Ramps	$	44,750
Missing Ramps	$	7,000

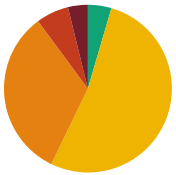

Sidewalk Barrier Priority Distribution

Priority	Percentage (%)
1	4%
2	6%
3	33%
4	53%
5	5%

Corridor Map

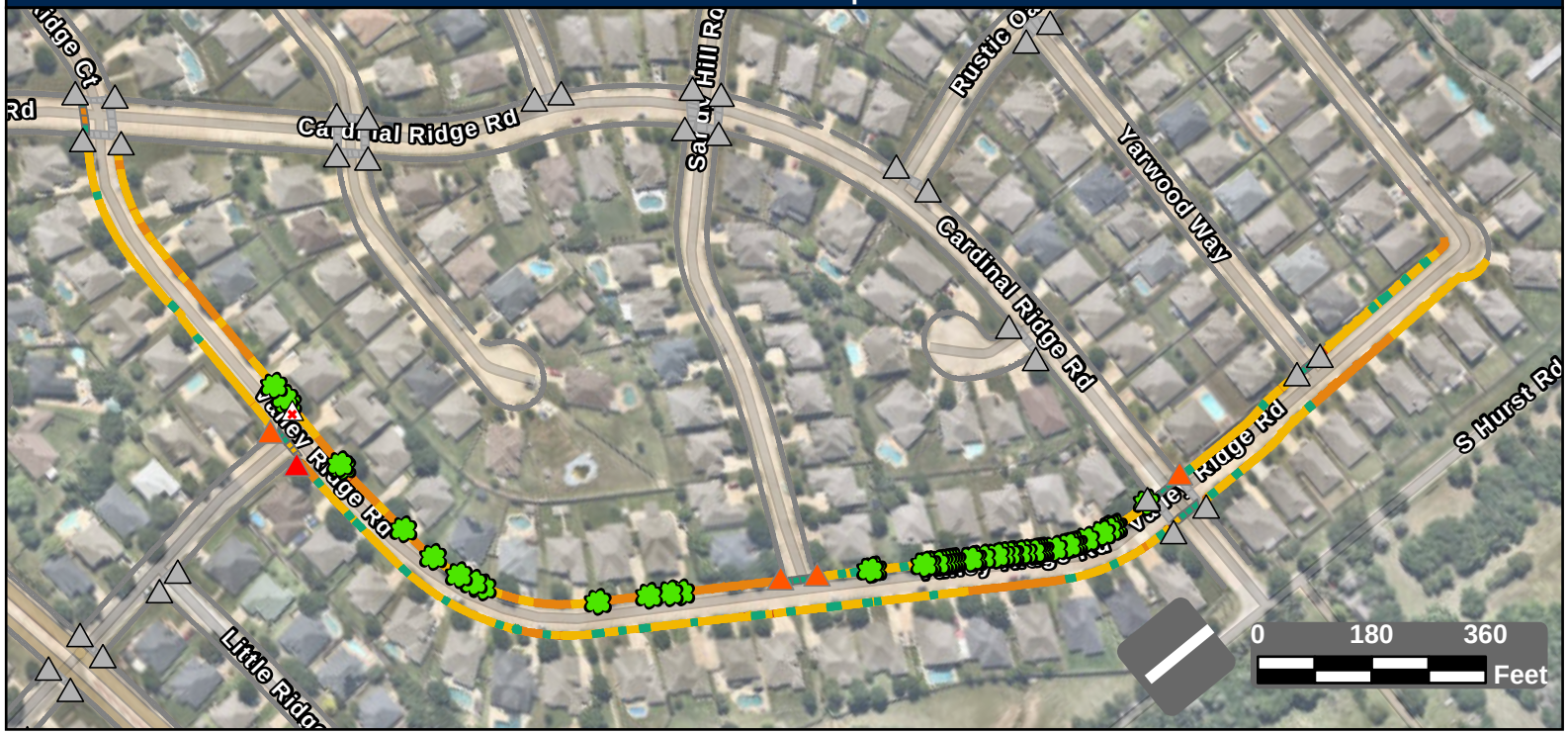

Facility Condition Summary

Sidewalks

Barrier Priority	Length (yd)		Cost
1	176	$	12,645
2	290	$	18,949
3	1,509	$	108,973
4	2,428	$	89,994
5	208	$	15,036
Total	4,611	$	245,597

Curb Ramps

Barrier Priority	Quantity		Cost
1	1	$	8,950
2	4	$	35,800
3	0	$	0
4	0	$	0
5	0	$	0
Total	5	$	44,750

Crosswalks

Barrier Priority	Length (yd)		Cost
1	0	$	0
2	0	$	0
3	30	$	0
4	41	$	5,476
5	231	$	
Total	302	$	5,476

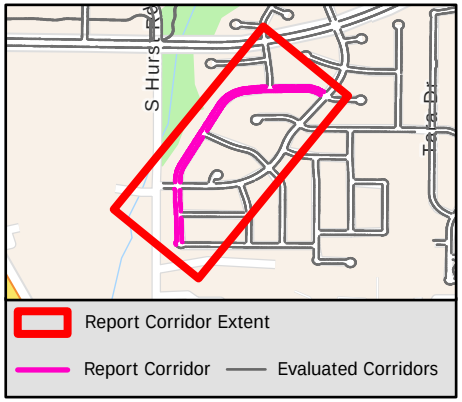

Sidewalk Barrier Summary

Pole	Quantity:	0
Fire Hydrant	Quantity:	0
Vault	Quantity:	0
Vegetation	Quantity:	47
Sign	Quantity:	0
Other	Quantity:	0

Missing Curb Ramps

Symbol	Quantity		Cost
	1	$	7,000

Curb Ramps Shown in Other Reports

Symbol	Quantity	Cost
	32	Other Report

Conceptual Budget Estimate Disclaimer

This "cost report" assigns a conceptual budget estimate to resolve non-compliance issues and was developed for planning purposes only. Kimley-Horn has no control over the cost of labor, materials, equipment, or over the Contractor's methods of determining prices or over competitive bidding or market conditions. Opinions of probable costs provided herein are based on the information known to Kimley-Horn at this time and represent only Kimley-Horn's judgment as a design professional familiar with the construction industry. Kimley-Horn cannot and does not guarantee that proposals, bids, or actual construction costs will not vary from its opinions of probable costs.

Sidewalk Barrier Conceptual Budget Summary

Sidewalk barriers are displayed for visual purposes only. Their associated costs are stored in the s 2164 yer, which is costed panel-by-panel in the Facility Priority Summary.

PROW Sidewalk Corridor Compliance Summary

Corridor

VALLEY TERRACE RD

Corridor Score & Severity

Score: 3

MEDIUM

Corridor Cost Summary

Facility Type		Cost
Sidewalk	$	244,148
Crosswalks	$	19,181
Curb Ramps	$	46,150
Missing Ramps	$	28,000

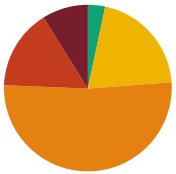

Sidewalk Barrier Priority Distribution

Priority	Percentage (%)
1	9%
2	16%
3	52%
4	20%
5	3%

Corridor Map

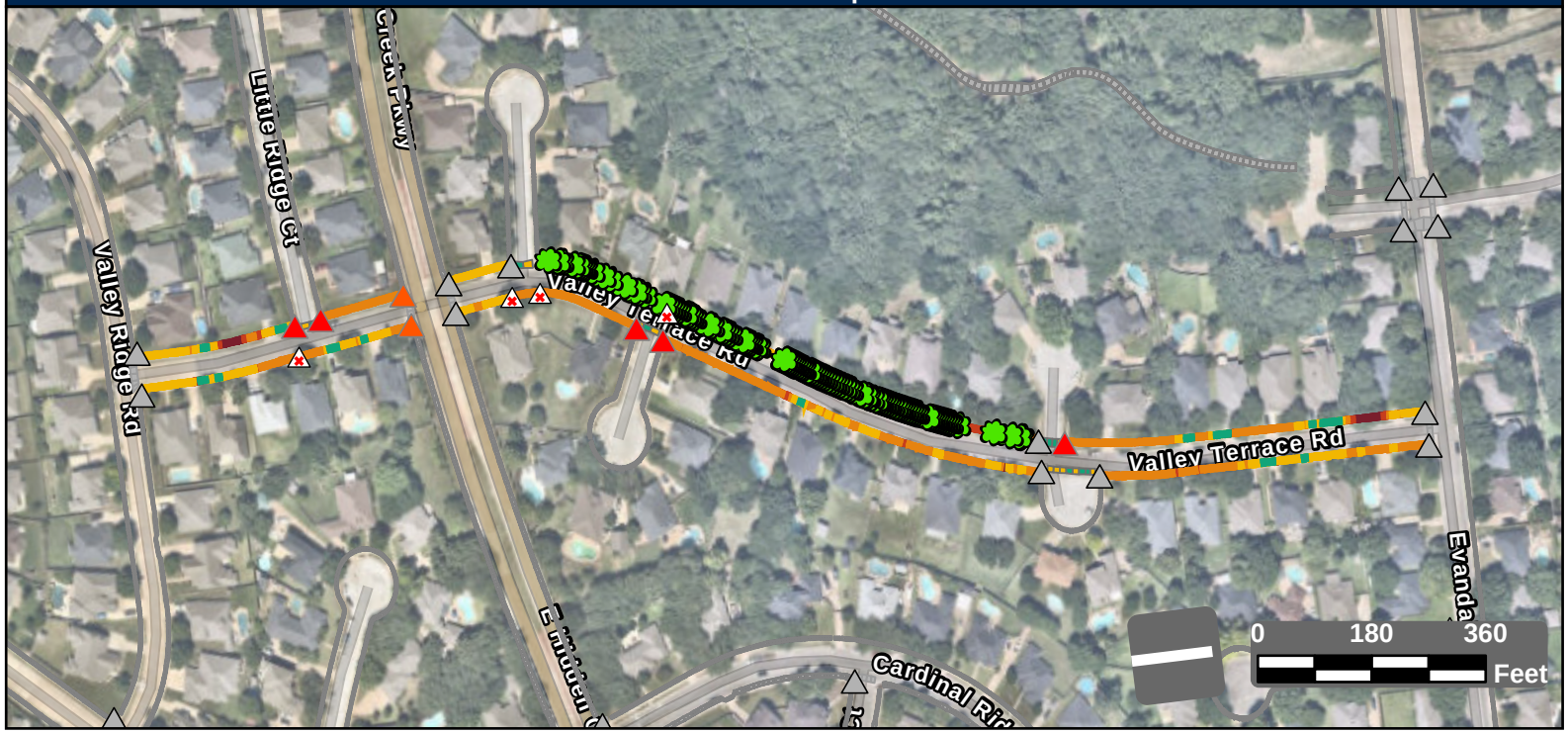

Facility Condition Summary

Sidewalks

Barrier Priority	Length (yd)		Cost
1	326	$	21,962
2	570	$	40,604
3	1,908	$	137,764
4	752	$	37,473
5	123	$	6,344
Total	3,679	$	244,148

Curb Ramps

Barrier Priority	Quantity		Cost
1	5	$	34,250
2	2	$	11,900
3	0	$	0
4	0	$	0
5	0	$	0
Total	7	$	46,150

Crosswalks

Barrier Priority	Length (yd)		Cost
1	0	$	0
2	0	$	0
3	0	$	0
4	137	$	19,181
5	103	$	
Total	241	$	19,181

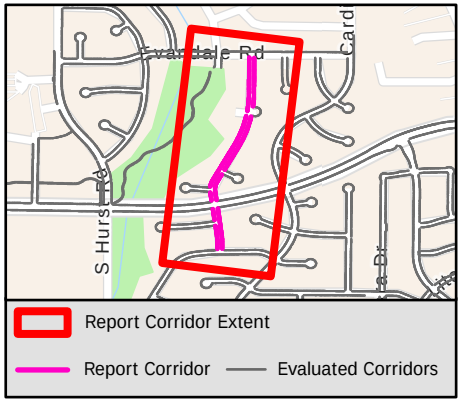

Sidewalk Barrier Summary

Pole	Quantity:	0
Fire Hydrant	Quantity:	0
Vault	Quantity:	0
Vegetation	Quantity:	97
Sign	Quantity:	0
Other	Quantity:	0

Missing Curb Ramps

Symbol	Quantity		Cost
	4	$	28,000

Curb Ramps Shown in Other Reports

Symbol	Quantity	Cost
	19	Other Report

Conceptual Budget Estimate Disclaimer

This "cost report" assigns a conceptual budget estimate to resolve non-compliance issues and was developed for planning purposes only. Kimley-Horn has no control over the cost of labor, materials, equipment, or over the Contractor's methods of determining prices or over competitive bidding or market conditions. Opinions of probable costs provided herein are based on the information known to Kimley-Horn at this time and represent only Kimley-Horn's judgment as a design professional familiar with the construction industry. Kimley-Horn cannot and does not guarantee that proposals, bids, or actual construction costs will not vary from its opinions of probable costs.

Sidewalk Barrier Conceptual Budget Summary

Sidewalk barriers are displayed for visual purposes only. Their associated costs are stored in the s yer, which is costed panel-by-panel in the Facility Priority Summary.

PROW Sidewalk Corridor Compliance Summary

Corridor

VALLEY VIEW CT

Corridor Score & Severity

Score: 3

MEDIUM

Corridor Cost Summary

Facility Type		Cost
Sidewalk	$	24,550
Crosswalks	$	0
Curb Ramps	$	0
Missing Ramps	$	0

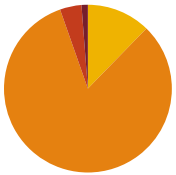

Sidewalk Barrier Priority Distribution

Priority	Percentage (%)
1	1%
2	4%
3	82%
4	12%
5	0%

Corridor Map

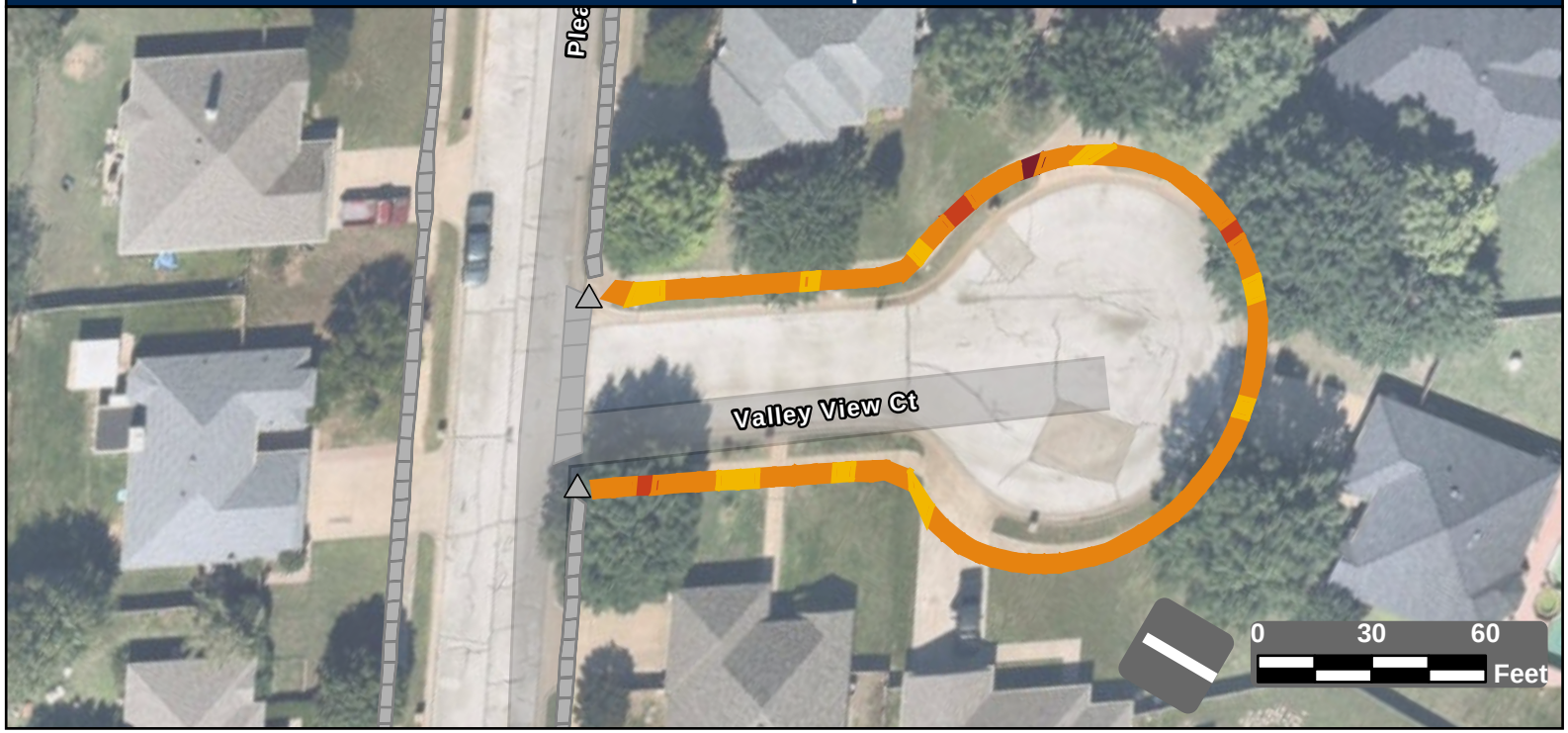

Facility Condition Summary

Sidewalks

Barrier Priority	Length (yd)		Cost
1	4	$	324
2	15	$	880
3	307	$	22,143
4	46	$	1,203
5	0	$	0
Total	372	$	24,550

Curb Ramps

Barrier Priority	Quantity		Cost
1	0	$	0
2	0	$	0
3	0	$	0
4	0	$	0
5	0	$	0
Total	0	$	0

Crosswalks

Barrier Priority	Length (yd)		Cost
1	0	$	0
2	0	$	0
3	0	$	0
4	0	$	0
5	0	$	0
Total	0	$	0

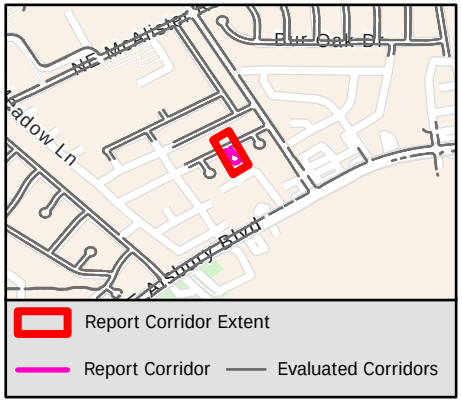

Sidewalk Barrier Summary

Pole	Quantity:	0
Fire Hydrant	Quantity:	0
Vault	Quantity:	0
Vegetation	Quantity:	0
Sign	Quantity:	0
Other	Quantity:	0

Missing Curb Ramps

Symbol	Quantity		Cost
	0	$	0

Curb Ramps Shown in Other Reports

Symbol	Quantity	Cost
	2	Other Report

Conceptual Budget Estimate Disclaimer

This "cost report" assigns a conceptual budget estimate to resolve non-compliance issues and was developed for planning purposes only. Kimley-Horn has no control over the cost of labor, materials, equipment, or over the Contractor's methods of determining prices or over competitive bidding or market conditions. Opinions of probable costs provided herein are based on the information known to Kimley-Horn at this time and represent only Kimley-Horn's judgment as a design professional familiar with the construction industry. Kimley-Horn cannot and does not guarantee that proposals, bids, or actual construction costs will not vary from its opinions of probable costs.

Sidewalk Barrier Conceptual Budget Summary

Sidewalk barriers are displayed for visual purposes only. Their associated costs are stored in the s[illegible]yer, which is costed panel-by-panel in the Facility Priority Summary.

PROW Sidewalk Corridor Compliance Summary

Corridor

VANTAGE DR

Corridor Score & Severity

Score: 5

LOW

Corridor Cost Summary

Facility Type		Cost
Sidewalk	$	15,890
Crosswalks	$	
Curb Ramps	$	6,400
Missing Ramps	$	0

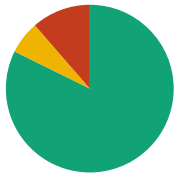

Sidewalk Barrier Priority Distribution

Priority	Percentage (%)
1	0%
2	11%
3	0%
4	6%
5	82%

Corridor Map

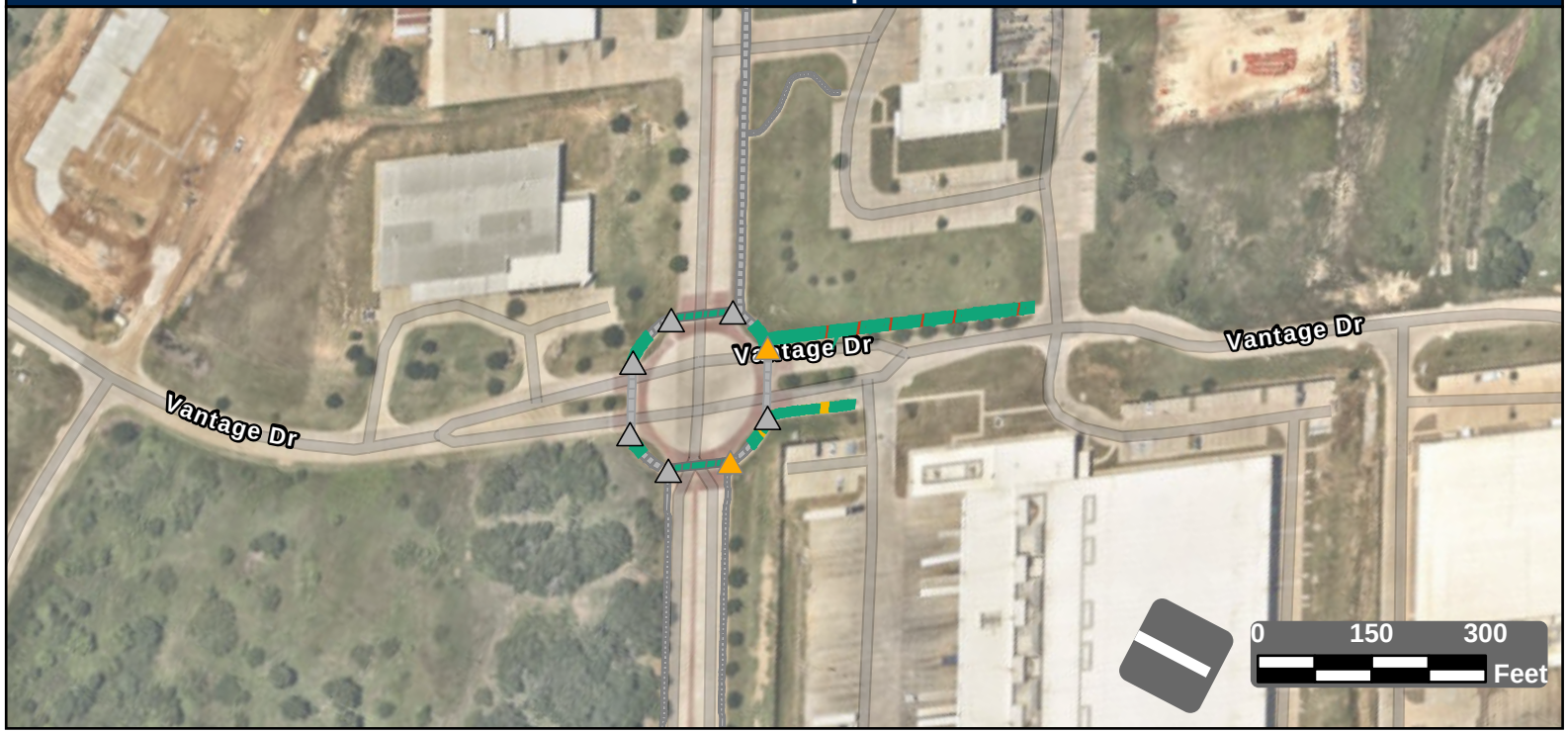

Facility Condition Summary

Sidewalks

Barrier Priority	Length (yd)		Cost
1	0	$	0
2	64	$	5,222
3	0	$	0
4	36	$	3,637
5	463	$	7,031
Total	563	$	15,890

Curb Ramps

Barrier Priority	Quantity		Cost
1	0	$	0
2	0	$	0
3	2	$	6,400
4	0	$	0
5	0	$	0
Total	2	$	6,400

Crosswalks

Barrier Priority	Length (yd)		Cost
1	0	$	0
2	0	$	0
3	0	$	0
4	0	$	0
5	155	$	
Total	155	$	

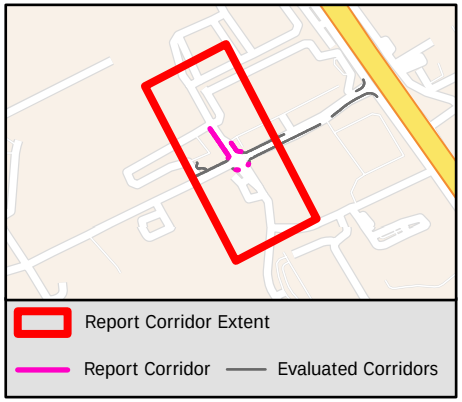

Sidewalk Barrier Summary

Pole	Quantity:	0
Fire Hydrant	Quantity:	0
Vault	Quantity:	0
Vegetation	Quantity:	0
Sign	Quantity:	0
Other	Quantity:	0

Missing Curb Ramps

Symbol	Quantity		Cost
	0	$	0

Curb Ramps Shown in Other Reports

Symbol	Quantity	Cost
	6	Other Report

Conceptual Budget Estimate Disclaimer

This "cost report" assigns a conceptual budget estimate to resolve non-compliance issues and was developed for planning purposes only. Kimley-Horn has no control over the cost of labor, materials, equipment, or over the Contractor's methods of determining prices or over competitive bidding or market conditions. Opinions of probable costs provided herein are based on the information known to Kimley-Horn at this time and represent only Kimley-Horn's judgment as a design professional familiar with the construction industry. Kimley-Horn cannot and does not guarantee that proposals, bids, or actual construction costs will not vary from its opinions of probable costs.

Sidewalk Barrier Conceptual Budget Summary

Sidewalk barriers are displayed for visual purposes only. Their associated costs are stored in the s yer, which is costed panel-by-panel in the Facility Priority Summary.

PROW Sidewalk Corridor Compliance Summary

Corridor

VAUGHN DR

Corridor Score & Severity

Score: 4

MEDIUM

Corridor Cost Summary

Facility Type		Cost
Sidewalk	$	151,217
Crosswalks	$	6,768
Curb Ramps	$	40,250
Missing Ramps	$	0

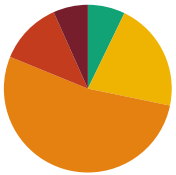

Sidewalk Barrier Priority Distribution

Priority	Percentage (%)
1	7%
2	12%
3	53%
4	21%
5	7%

Corridor Map

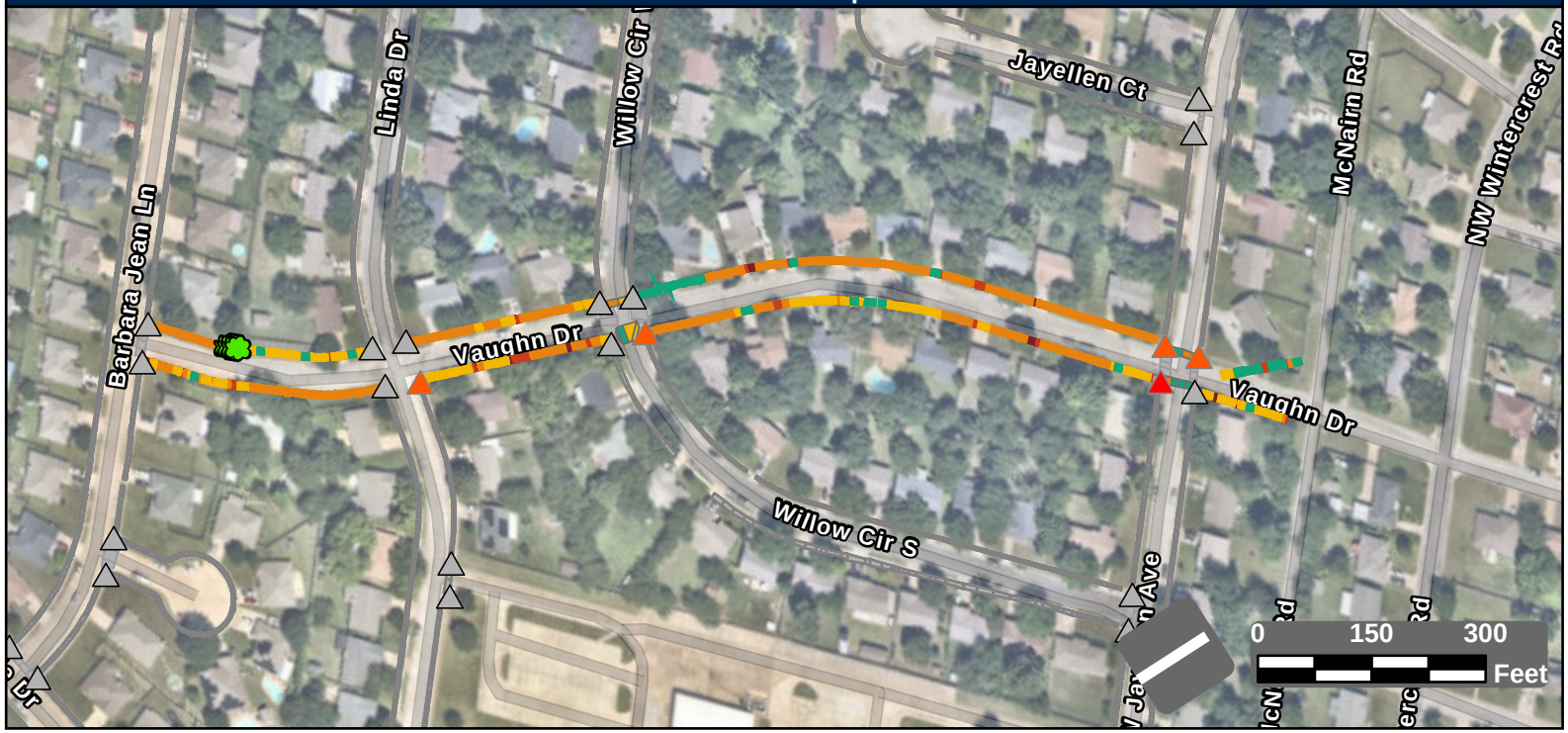

Facility Condition Summary

Sidewalks

Barrier Priority	Length (yd)		Cost
1	169	$	11,966
2	307	$	19,973
3	1,339	$	96,718
4	533	$	17,297
5	182	$	5,264
Total	2,530	$	151,217

Curb Ramps

Barrier Priority	Quantity		Cost
1	1	$	8,950
2	4	$	31,300
3	2	$	7,900
4	0	$	0
5	0	$	0
Total	5	$	40,250

Crosswalks

Barrier Priority	Length (yd)		Cost
1	0	$	0
2	0	$	0
3	36	$	1,370
4	54	$	5,399
5	76	$	
Total	166	$	6,768

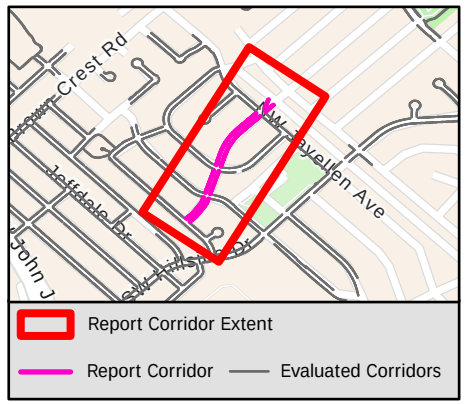

Sidewalk Barrier Summary

Pole	Quantity:	0
Fire Hydrant	Quantity:	0
Vault	Quantity:	0
Vegetation	Quantity:	4
Sign	Quantity:	0
Other	Quantity:	0

Missing Curb Ramps

Symbol	Quantity		Cost
	0	$	0

Curb Ramps Shown in Other Reports

Symbol	Quantity	Cost
	19	Other Report

Conceptual Budget Estimate Disclaimer

This "cost report" assigns a conceptual budget estimate to resolve non-compliance issues and was developed for planning purposes only. Kimley-Horn has no control over the cost of labor, materials, equipment, or over the Contractor's methods of determining prices or over competitive bidding or market conditions. Opinions of probable costs provided herein are based on the information known to Kimley-Horn at this time and represent only Kimley-Horn's judgment as a design professional familiar with the construction industry. Kimley-Horn cannot and does not guarantee that proposals, bids, or actual construction costs will not vary from its opinions of probable costs.

Sidewalk Barrier Conceptual Budget Summary

Sidewalk barriers are displayed for visual purposes only. Their associated costs are stored in the s[illegible]yer, which is costed panel-by-panel in the Facility Priority Summary.

2168

PROW Sidewalk Corridor Compliance Summary

Corridor

VAUGHN DR

Corridor Score & Severity

Score: 4
MEDIUM

Corridor Cost Summary

Facility Type		Cost
Sidewalk	$	0
Crosswalks	$	6,768
Curb Ramps	$	7,900
Missing Ramps	$	0

Sidewalk Barrier Priority Distribution

Priority	Percentage (%)
1	7%
2	12%
3	53%
4	21%
5	7%

Corridor Map



Facility Condition Summary

Sidewalks

Barrier Priority	Length (yd)		Cost
1	169	$	11,966
2	307	$	19,973
3	1,339	$	96,718
4	533	$	17,297
5	182	$	5,264
Total	0	$	0

Curb Ramps

Barrier Priority	Quantity		Cost
1	1	$	8,950
2	4	$	31,300
3	2	$	7,900
4	0	$	0
5	0	$	0
Total	2	$	7,900

Crosswalks

Barrier Priority	Length (yd)		Cost
1	0	$	0
2	0	$	0
3	36	$	1,370
4	54	$	5,399
5	76	$	
Total	0	$	0

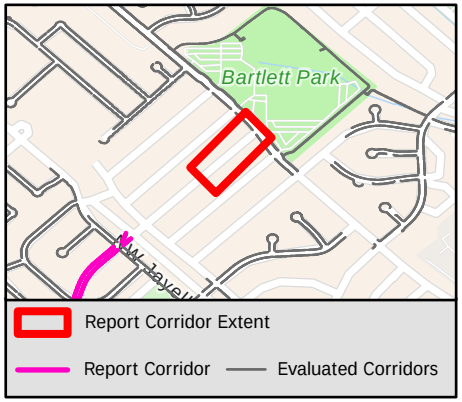

Sidewalk Barrier Summary

Pole	Quantity:	0
Fire Hydrant	Quantity:	0
Vault	Quantity:	0
Vegetation	Quantity:	4
Sign	Quantity:	0
Other	Quantity:	0

Missing Curb Ramps

Symbol	Quantity		Cost
	0	$	0

Curb Ramps Shown in Other Reports

Symbol	Quantity	Cost
	0	Other Report

Conceptual Budget Estimate Disclaimer

This "cost report" assigns a conceptual budget estimate to resolve non-compliance issues and was developed for planning purposes only. Kimley-Horn has no control over the cost of labor, materials, equipment, or over the Contractor's methods of determining prices or over competitive bidding or market conditions. Opinions of probable costs provided herein are based on the information known to Kimley-Horn at this time and represent only Kimley-Horn's judgment as a design professional familiar with the construction industry. Kimley-Horn cannot and does not guarantee that proposals, bids, or actual construction costs will not vary from its opinions of probable costs.

Sidewalk Barrier Conceptual Budget Summary

Sidewalk barriers are displayed for visual purposes only. Their associated costs are stored in the s yer, which is costed panel-by-panel in the Facility Priority Summary.

PROW Sidewalk Corridor Compliance Summary

Corridor

VERA DR

Corridor Score & Severity

Score: 2

HIGH

Corridor Cost Summary

Facility Type		Cost
Sidewalk	$	80,587
Crosswalks	$	0
Curb Ramps	$	11,900
Missing Ramps	$	0

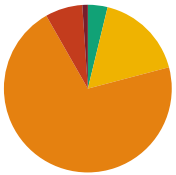

Sidewalk Barrier Priority Distribution

Priority	Percentage (%)
1	1%
2	7%
3	71%
4	17%
5	4%

Corridor Map



Facility Condition Summary

Sidewalks

Barrier Priority	Length (yd)		Cost
1	13	$	780
2	86	$	6,015
3	846	$	61,069
4	204	$	8,228
5	45	$	4,495
Total	1,193	$	80,587

Curb Ramps

Barrier Priority	Quantity		Cost
1	1	$	5,950
2	1	$	5,950
3	0	$	0
4	0	$	0
5	0	$	0
Total	2	$	11,900

Crosswalks

Barrier Priority	Length (yd)		Cost
1	0	$	0
2	0	$	0
3	0	$	0
4	0	$	0
5	0	$	0
Total	0	$	0

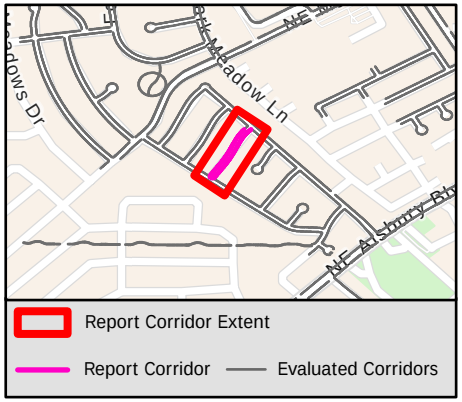

Sidewalk Barrier Summary

Pole	Quantity:	0
Fire Hydrant	Quantity:	0
Vault	Quantity:	0
Vegetation	Quantity:	0
Sign	Quantity:	0
Other	Quantity:	0

Missing Curb Ramps

Symbol	Quantity		Cost
	0	$	0

Curb Ramps Shown in Other Reports

Symbol	Quantity	Cost
	2	Other Report

Conceptual Budget Estimate Disclaimer

This "cost report" assigns a conceptual budget estimate to resolve non-compliance issues and was developed for planning purposes only. Kimley-Horn has no control over the cost of labor, materials, equipment, or over the Contractor's methods of determining prices or over competitive bidding or market conditions. Opinions of probable costs provided herein are based on the information known to Kimley-Horn at this time and represent only Kimley-Horn's judgment as a design professional familiar with the construction industry. Kimley-Horn cannot and does not guarantee that proposals, bids, or actual construction costs will not vary from its opinions of probable costs.

Sidewalk Barrier Conceptual Budget Summary

Sidewalk barriers are displayed for visual purposes only. Their associated costs are stored in the s 2170 yer, which is costed panel-by-panel in the Facility Priority Summary.

PROW Sidewalk Corridor Compliance Summary

Corridor

VICKSBURG LN

Corridor Score & Severity

Score: 4

MEDIUM

Corridor Cost Summary

Facility Type		Cost
Sidewalk	$	7,588
Crosswalks	$	0
Curb Ramps	$	0
Missing Ramps	$	0

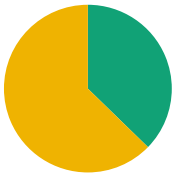

Sidewalk Barrier Priority Distribution

Priority	Percentage (%)
1	0%
2	0%
3	0%
4	63%
5	37%

Corridor Map



Facility Condition Summary

Sidewalks

Barrier Priority	Length (yd)		Cost
1	0	$	0
2	0	$	0
3	0	$	0
4	97	$	6,591
5	58	$	997
Total	155	$	7,588

Curb Ramps

Barrier Priority	Quantity		Cost
1	0	$	0
2	0	$	0
3	0	$	0
4	0	$	0
5	0	$	0
Total	0	$	0

Crosswalks

Barrier Priority	Length (yd)		Cost
1	0	$	0
2	0	$	0
3	0	$	0
4	0	$	0
5	0	$	0
Total	0	$	0

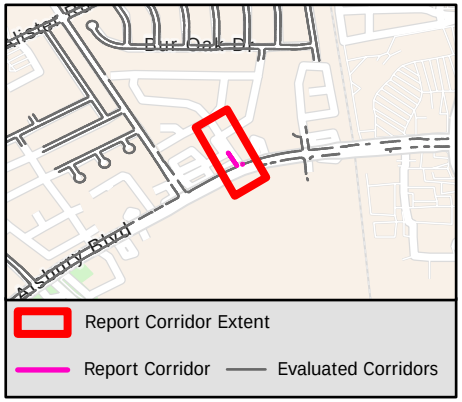

Sidewalk Barrier Summary

Pole	Quantity:	0
Fire Hydrant	Quantity:	0
Vault	Quantity:	0
Vegetation	Quantity:	0
Sign	Quantity:	0
Other	Quantity:	0

Missing Curb Ramps

Symbol	Quantity		Cost
	0	$	0

Curb Ramps Shown in Other Reports

Symbol	Quantity	Cost
	3	Other Report

Conceptual Budget Estimate Disclaimer

This "cost report" assigns a conceptual budget estimate to resolve non-compliance issues and was developed for planning purposes only. Kimley-Horn has no control over the cost of labor, materials, equipment, or over the Contractor's methods of determining prices or over competitive bidding or market conditions. Opinions of probable costs provided herein are based on the information known to Kimley-Horn at this time and represent only Kimley-Horn's judgment as a design professional familiar with the construction industry. Kimley-Horn cannot and does not guarantee that proposals, bids, or actual construction costs will not vary from its opinions of probable costs.

Sidewalk Barrier Conceptual Budget Summary

Sidewalk barriers are displayed for visual purposes only. Their associated costs are stored in the s yer, which is costed panel-by-panel in the Facility Priority Summary.

PROW Sidewalk Corridor Compliance Summary

Corridor

VILLAGE CREEK PKWY

Corridor Score & Severity

Score: 5

LOW

Corridor Cost Summary

Facility Type		Cost
Sidewalk	$	75,140
Crosswalks	$	0
Curb Ramps	$	113,150
Missing Ramps	$	0

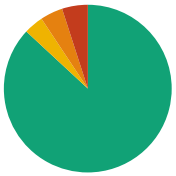

Sidewalk Barrier Priority Distribution

Priority	Percentage (%)
1	0%
2	5%
3	4%
4	4%
5	87%

Corridor Map

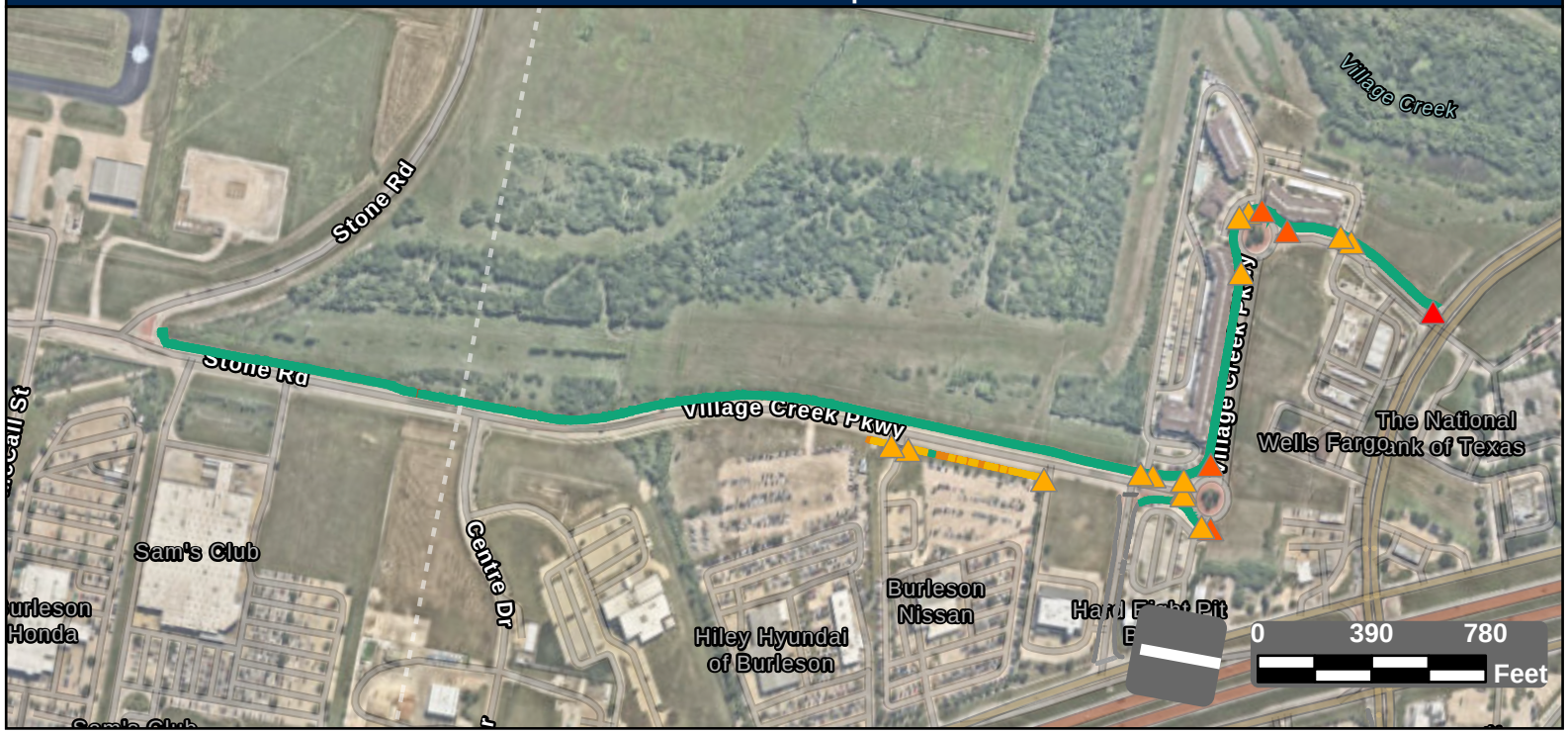

Facility Condition Summary

Sidewalks

Barrier Priority	Length (yd)		Cost
1	0	$	0
2	349	$	23,111
3	307	$	22,171
4	265	$	5,246
5	6,118	$	24,612
Total	7,039	$	75,140

Curb Ramps

Barrier Priority	Quantity		Cost
1	1	$	7,450
2	4	$	28,300
3	14	$	77,400
4	0	$	0
5	0	$	0
Total	19	$	113,150

Crosswalks

Barrier Priority	Length (yd)		Cost
1	0	$	0
2	0	$	0
3	8	$	0
4	0	$	0
5	124	$	0
Total	132	$	0

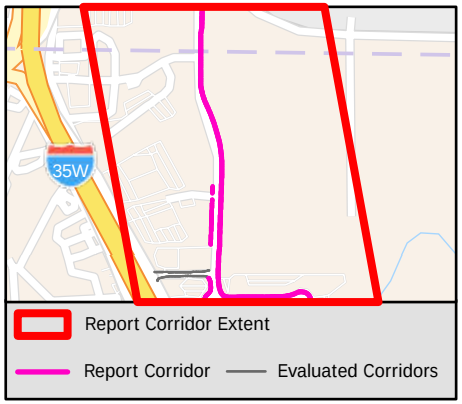

Sidewalk Barrier Summary

Pole	Quantity:	0
Fire Hydrant	Quantity:	0
Vault	Quantity:	0
Vegetation	Quantity:	0
Sign	Quantity:	0
Other	Quantity:	0

Missing Curb Ramps

Symbol	Quantity		Cost
	0	$	0

Curb Ramps Shown in Other Reports

Symbol	Quantity	Cost
	0	Other Report

Conceptual Budget Estimate Disclaimer

This "cost report" assigns a conceptual budget estimate to resolve non-compliance issues and was developed for planning purposes only. Kimley-Horn has no control over the cost of labor, materials, equipment, or over the Contractor's methods of determining prices or over competitive bidding or market conditions. Opinions of probable costs provided herein are based on the information known to Kimley-Horn at this time and represent only Kimley-Horn's judgment as a design professional familiar with the construction industry. Kimley-Horn cannot and does not guarantee that proposals, bids, or actual construction costs will not vary from its opinions of probable costs.

Sidewalk Barrier Conceptual Budget Summary

Sidewalk barriers are displayed for visual purposes only. Their associated costs are stored in the s… yer, which is costed panel-by-panel in the Facility Priority Summary.

2172

PROW Sidewalk Corridor Compliance Summary

Corridor

VINEWOOD AVE

Corridor Score & Severity

Score: 4

MEDIUM

Corridor Cost Summary

Facility Type		Cost
Sidewalk	$	133,550
Crosswalks	$	6,312
Curb Ramps	$	40,250
Missing Ramps	$	0

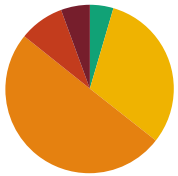

Sidewalk Barrier Priority Distribution

Priority	Percentage (%)
1	6%
2	9%
3	50%
4	31%
5	5%

Corridor Map



Facility Condition Summary

Sidewalks

Barrier Priority	Length (yd)		Cost
1	125	$	8,843
2	195	$	12,823
3	1,125	$	81,220
4	698	$	23,318
5	102	$	7,346
Total	2,245	$	133,550

Curb Ramps

Barrier Priority	Quantity		Cost
1	2	$	14,900
2	3	$	25,350
3	0	$	0
4	0	$	0
5	0	$	0
Total	5	$	40,250

Crosswalks

Barrier Priority	Length (yd)		Cost
1	0	$	0
2	0	$	0
3	85	$	0
4	90	$	6,312
5	106	$	
Total	280	$	6,312

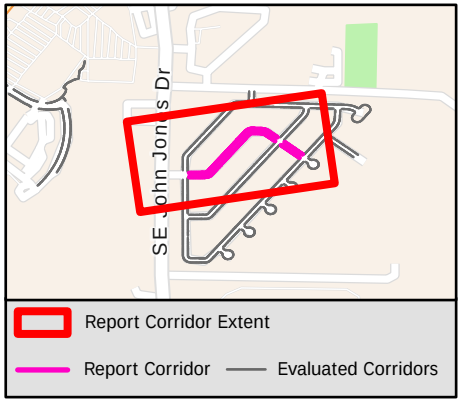

Sidewalk Barrier Summary

Pole	Quantity:	0
Fire Hydrant	Quantity:	0
Vault	Quantity:	0
Vegetation	Quantity:	0
Sign	Quantity:	0
Other	Quantity:	0

Missing Curb Ramps

Symbol	Quantity		Cost
	0	$	0

Curb Ramps Shown in Other Reports

Symbol	Quantity	Cost
	14	Other Report

Conceptual Budget Estimate Disclaimer

This "cost report" assigns a conceptual budget estimate to resolve non-compliance issues and was developed for planning purposes only. Kimley-Horn has no control over the cost of labor, materials, equipment, or over the Contractor's methods of determining prices or over competitive bidding or market conditions. Opinions of probable costs provided herein are based on the information known to Kimley-Horn at this time and represent only Kimley-Horn's judgment as a design professional familiar with the construction industry. Kimley-Horn cannot and does not guarantee that proposals, bids, or actual construction costs will not vary from its opinions of probable costs.

Sidewalk Barrier Conceptual Budget Summary

Sidewalk barriers are displayed for visual purposes only. Their associated costs are stored in the s yer, which is costed panel-by-panel in the Facility Priority Summary.

PROW Sidewalk Corridor Compliance Summary

Corridor

VINEWOOD CT

Corridor Score & Severity

Score: 4

MEDIUM

Corridor Cost Summary

Facility Type		Cost
Sidewalk	$	19,007
Crosswalks	$	1,790
Curb Ramps	$	8,950
Missing Ramps	$	0

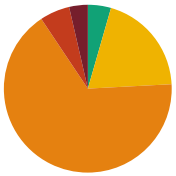

Sidewalk Barrier Priority Distribution

Priority	Percentage (%)
1	4%
2	6%
3	66%
4	20%
5	4%

Corridor Map

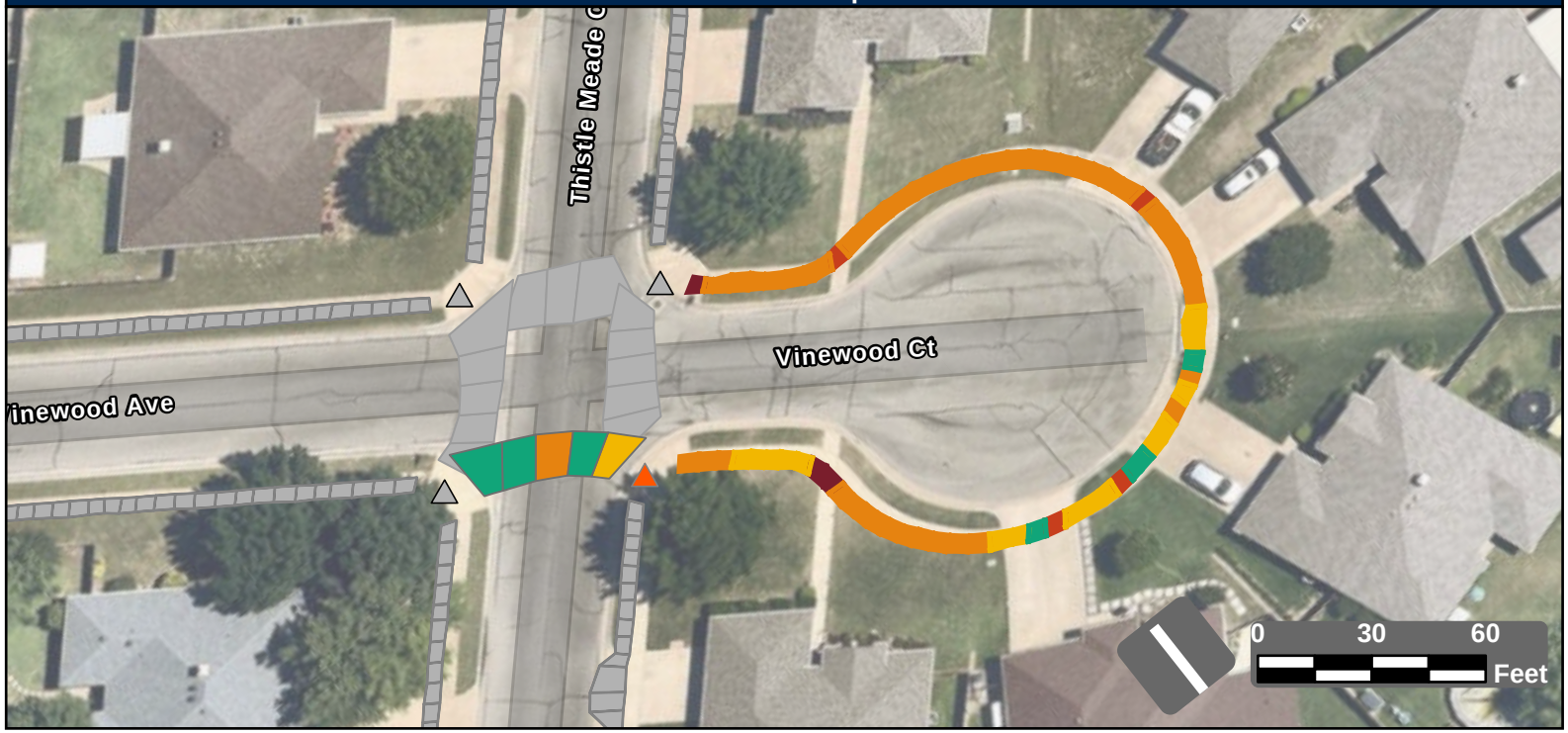

Facility Condition Summary

Sidewalks

Barrier Priority	Length (yd)		Cost
1	11	$	622
2	17	$	1,080
3	195	$	14,074
4	58	$	2,284
5	13	$	947
Total	293	$	19,007

Curb Ramps

Barrier Priority	Quantity		Cost
1	0	$	0
2	1	$	8,950
3	0	$	0
4	0	$	0
5	0	$	0
Total	1	$	8,950

Crosswalks

Barrier Priority	Length (yd)		Cost
1	0	$	0
2	0	$	0
3	11	$	0
4	9	$	1,790
5	33	$	
Total	52	$	1,790

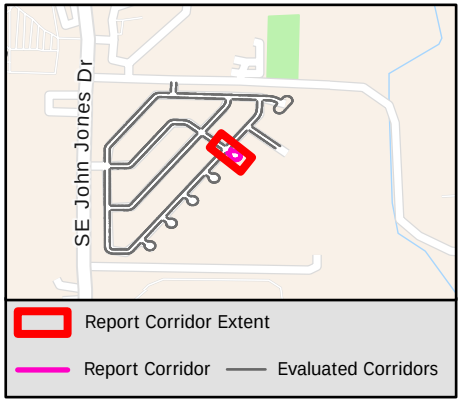

Sidewalk Barrier Summary

Pole	Quantity:	0
Fire Hydrant	Quantity:	0
Vault	Quantity:	0
Vegetation	Quantity:	0
Sign	Quantity:	0
Other	Quantity:	0

Missing Curb Ramps

Symbol	Quantity		Cost
	0	$	0

Curb Ramps Shown in Other Reports

Symbol	Quantity	Cost
	3	Other Report

Conceptual Budget Estimate Disclaimer

This "cost report" assigns a conceptual budget estimate to resolve non-compliance issues and was developed for planning purposes only. Kimley-Horn has no control over the cost of labor, materials, equipment, or over the Contractor's methods of determining prices or over competitive bidding or market conditions. Opinions of probable costs provided herein are based on the information known to Kimley-Horn at this time and represent only Kimley-Horn's judgment as a design professional familiar with the construction industry. Kimley-Horn cannot and does not guarantee that proposals, bids, or actual construction costs will not vary from its opinions of probable costs.

Sidewalk Barrier Conceptual Budget Summary

Sidewalk barriers are displayed for visual purposes only. Their associated costs are stored in the s[illegible]yer, which is costed panel-by-panel in the Facility Priority Summary.

2174

PROW Sidewalk Corridor Compliance Summary

Corridor

VINTAGE AVE

Corridor Score & Severity

Score: 2

HIGH

Corridor Cost Summary

Facility Type		Cost
Sidewalk	$	11,905
Crosswalks	$	0
Curb Ramps	$	14,900
Missing Ramps	$	0

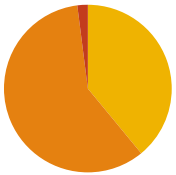

Sidewalk Barrier Priority Distribution

Priority	Percentage (%)
1	0%
2	2%
3	59%
4	39%
5	0%

Corridor Map



Facility Condition Summary

Sidewalks

Barrier Priority	Length (yd)		Cost
1	0	$	0
2	3	$	126
3	102	$	7,395
4	68	$	4,384
5	0	$	0
Total	174	$	11,905

Curb Ramps

Barrier Priority	Quantity		Cost
1	0	$	0
2	2	$	14,900
3	0	$	0
4	0	$	0
5	0	$	0
Total	2	$	14,900

Crosswalks

Barrier Priority	Length (yd)		Cost
1	0	$	0
2	0	$	0
3	0	$	0
4	0	$	0
5	0	$	0
Total	0	$	0

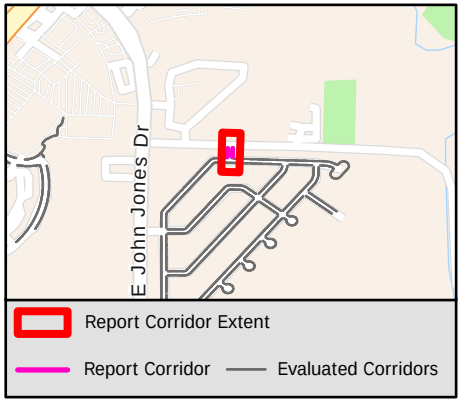

Sidewalk Barrier Summary

Pole	Quantity:	0
Fire Hydrant	Quantity:	0
Vault	Quantity:	0
Vegetation	Quantity:	0
Sign	Quantity:	0
Other	Quantity:	0

Missing Curb Ramps

Symbol	Quantity		Cost
	0	$	0

Curb Ramps Shown in Other Reports

Symbol	Quantity	Cost
	0	Other Report

Conceptual Budget Estimate Disclaimer

This "cost report" assigns a conceptual budget estimate to resolve non-compliance issues and was developed for planning purposes only. Kimley-Horn has no control over the cost of labor, materials, equipment, or over the Contractor's methods of determining prices or over competitive bidding or market conditions. Opinions of probable costs provided herein are based on the information known to Kimley-Horn at this time and represent only Kimley-Horn's judgment as a design professional familiar with the construction industry. Kimley-Horn cannot and does not guarantee that proposals, bids, or actual construction costs will not vary from its opinions of probable costs.

Sidewalk Barrier Conceptual Budget Summary

Sidewalk barriers are displayed for visual purposes only. Their associated costs are stored in the s 2175 yer, which is costed panel-by-panel in the Facility Priority Summary.

PROW Sidewalk Corridor Compliance Summary

Corridor

VISTA VIEW DR

Corridor Score & Severity

Score: 3

MEDIUM

Corridor Cost Summary

Facility Type		Cost
Sidewalk	$	105,060
Crosswalks	$	0
Curb Ramps	$	0
Missing Ramps	$	0

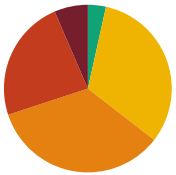

Sidewalk Barrier Priority Distribution

Priority	Percentage (%)
1	6%
2	24%
3	33%
4	32%
5	5%

Corridor Map



Facility Condition Summary

Sidewalks

Barrier Priority	Length (yd)		Cost
1	108	$	7,392
2	394	$	28,107
3	576	$	41,575
4	535	$	23,794
5	58	$	4,191
Total	1,670	$	105,060

Curb Ramps

Barrier Priority	Quantity		Cost
1	0	$	0
2	0	$	0
3	0	$	0
4	0	$	0
5	0	$	0
Total	0	$	0

Crosswalks

Barrier Priority	Length (yd)		Cost
1	0	$	0
2	0	$	0
3	0	$	0
4	0	$	0
5	0	$	0
Total	0	$	0

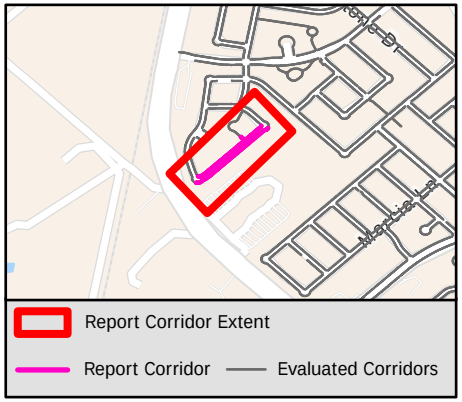

Sidewalk Barrier Summary

Pole	Quantity:	0
Fire Hydrant	Quantity:	0
Vault	Quantity:	0
Vegetation	Quantity:	0
Sign	Quantity:	0
Other	Quantity:	0

Missing Curb Ramps

Symbol	Quantity		Cost
	0	$	0

Curb Ramps Shown in Other Reports

Symbol	Quantity	Cost
	2	Other Report

Conceptual Budget Estimate Disclaimer

This "cost report" assigns a conceptual budget estimate to resolve non-compliance issues and was developed for planning purposes only. Kimley-Horn has no control over the cost of labor, materials, equipment, or over the Contractor's methods of determining prices or over competitive bidding or market conditions. Opinions of probable costs provided herein are based on the information known to Kimley-Horn at this time and represent only Kimley-Horn's judgment as a design professional familiar with the construction industry. Kimley-Horn cannot and does not guarantee that proposals, bids, or actual construction costs will not vary from its opinions of probable costs.

Sidewalk Barrier Conceptual Budget Summary

Sidewalk barriers are displayed for visual purposes only. Their associated costs are stored in the s yer, which is costed panel-by-panel in the Facility Priority Summary.

PROW Sidewalk Corridor Compliance Summary

Corridor

WALNUT ST

Corridor Score & Severity

Score: 4

MEDIUM

Corridor Cost Summary

Facility Type		Cost
Sidewalk	$	157,711
Crosswalks	$	10,714
Curb Ramps	$	14,900
Missing Ramps	$	7,000

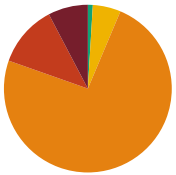

Sidewalk Barrier Priority Distribution

Priority	Percentage (%)
1	8%
2	12%
3	74%
4	5%
5	1%

Corridor Map



Facility Condition Summary

Sidewalks

Barrier Priority	Length (yd)		Cost
1	171	$	12,342
2	265	$	18,913
3	1,647	$	118,956
4	120	$	6,005
5	21	$	1,495
Total	2,224	$	157,711

Curb Ramps

Barrier Priority	Quantity		Cost
1	2	$	14,900
2	0	$	0
3	0	$	0
4	0	$	0
5	0	$	0
Total	2	$	14,900

Crosswalks

Barrier Priority	Length (yd)		Cost
1	0	$	0
2	0	$	0
3	0	$	0
4	54	$	10,714
5	0	$	0
Total	54	$	10,714

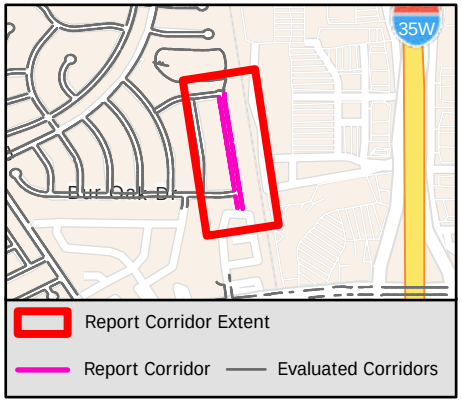

Sidewalk Barrier Summary

Pole	Quantity:	0
Fire Hydrant	Quantity:	0
Vault	Quantity:	0
Vegetation	Quantity:	0
Sign	Quantity:	0
Other	Quantity:	0

Missing Curb Ramps

Symbol	Quantity		Cost
	1	$	7,000

Curb Ramps Shown in Other Reports

Symbol	Quantity	Cost
	3	Other Report

Conceptual Budget Estimate Disclaimer

This "cost report" assigns a conceptual budget estimate to resolve non-compliance issues and was developed for planning purposes only. Kimley-Horn has no control over the cost of labor, materials, equipment, or over the Contractor's methods of determining prices or over competitive bidding or market conditions. Opinions of probable costs provided herein are based on the information known to Kimley-Horn at this time and represent only Kimley-Horn's judgment as a design professional familiar with the construction industry. Kimley-Horn cannot and does not guarantee that proposals, bids, or actual construction costs will not vary from its opinions of probable costs.

Sidewalk Barrier Conceptual Budget Summary

Sidewalk barriers are displayed for visual purposes only. Their associated costs are stored in the s… yer, which is costed panel-by-panel in the Facility Priority Summary.

PROW Sidewalk Corridor Compliance Summary

Corridor

WALTER DR

Corridor Score & Severity

Score: 4

MEDIUM

Corridor Cost Summary

Facility Type		Cost
Sidewalk	$	62,347
Crosswalks	$	11,981
Curb Ramps	$	31,250
Missing Ramps	$	0

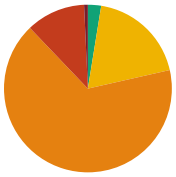

Sidewalk Barrier Priority Distribution

Priority	Percentage (%)
1	1%
2	11%
3	66%
4	19%
5	3%

Corridor Map



Facility Condition Summary

Sidewalks

Barrier Priority	Length (yd)		Cost
1	7	$	534
2	116	$	8,078
3	676	$	48,793
4	192	$	3,078
5	26	$	1,866
Total	1,017	$	62,347

Curb Ramps

Barrier Priority	Quantity		Cost
1	1	$	5,950
2	4	$	25,300
3	0	$	0
4	0	$	0
5	0	$	0
Total	5	$	31,250

Crosswalks

Barrier Priority	Length (yd)		Cost
1	0	$	0
2	0	$	0
3	46	$	3,760
4	83	$	8,221
5	106	$	
Total	235	$	11,981

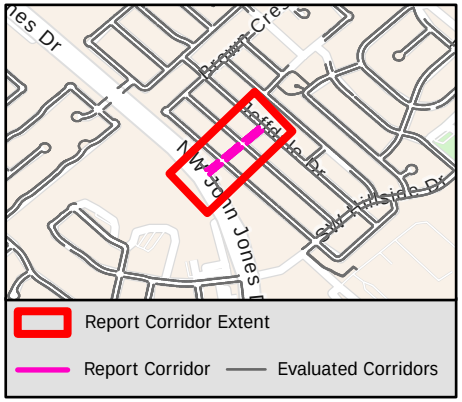

Sidewalk Barrier Summary

Pole	Quantity:	0
Fire Hydrant	Quantity:	0
Vault	Quantity:	0
Vegetation	Quantity:	0
Sign	Quantity:	0
Other	Quantity:	0

Missing Curb Ramps

Symbol	Quantity		Cost
	0	$	0

Curb Ramps Shown in Other Reports

Symbol	Quantity	Cost
	5	Other Report

Conceptual Budget Estimate Disclaimer

This "cost report" assigns a conceptual budget estimate to resolve non-compliance issues and was developed for planning purposes only. Kimley-Horn has no control over the cost of labor, materials, equipment, or over the Contractor's methods of determining prices or over competitive bidding or market conditions. Opinions of probable costs provided herein are based on the information known to Kimley-Horn at this time and represent only Kimley-Horn's judgment as a design professional familiar with the construction industry. Kimley-Horn cannot and does not guarantee that proposals, bids, or actual construction costs will not vary from its opinions of probable costs.

Sidewalk Barrier Conceptual Budget Summary

Sidewalk barriers are displayed for visual purposes only. Their associated costs are stored in the s yer, which is costed panel-by-panel in the Facility Priority Summary.

PROW Sidewalk Corridor Compliance Summary

Corridor

WARBLER CT

Corridor Score & Severity

Score: 4

MEDIUM

Corridor Cost Summary

Facility Type		Cost
Sidewalk	$	39,598
Crosswalks	$	0
Curb Ramps	$	5,950
Missing Ramps	$	0

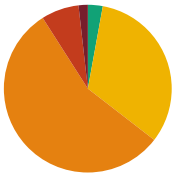

Sidewalk Barrier Priority Distribution

Priority	Percentage (%)
1	2%
2	6%
3	60%
4	30%
5	3%

Corridor Map

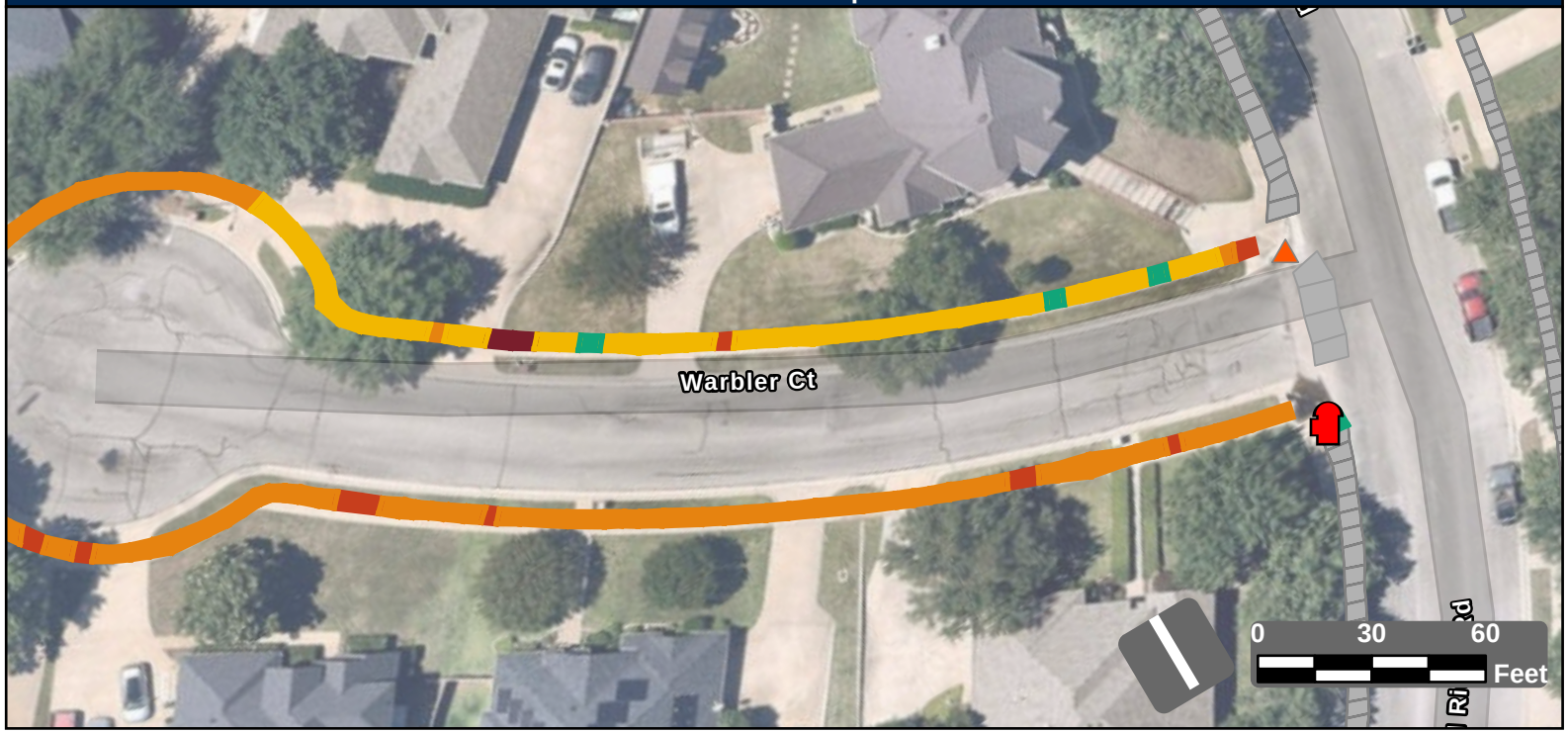

Facility Condition Summary

Sidewalks

Barrier Priority	Length (yd)		Cost
1	11	$	766
2	44	$	3,153
3	400	$	28,894
4	200	$	10,805
5	17	$	833
Total	600	$	39,598

Curb Ramps

Barrier Priority	Quantity		Cost
1	0	$	0
2	1	$	5,950
3	0	$	0
4	0	$	0
5	0	$	0
Total	1	$	5,950

Crosswalks

Barrier Priority	Length (yd)		Cost
1	0	$	0
2	0	$	0
3	0	$	0
4	0	$	0
5	0	$	0
Total	0	$	0

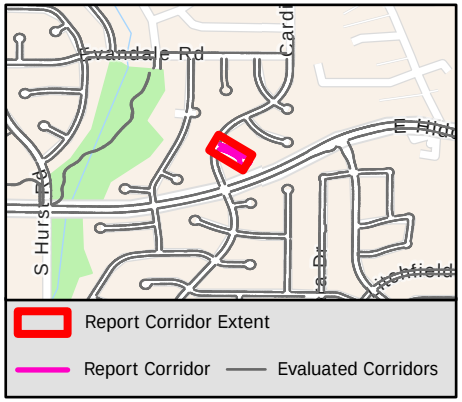

Sidewalk Barrier Summary

Pole	Quantity:	0
Fire Hydrant	Quantity:	1
Vault	Quantity:	0
Vegetation	Quantity:	0
Sign	Quantity:	0
Other	Quantity:	0

Missing Curb Ramps

Symbol	Quantity		Cost
	0	$	0

Curb Ramps Shown in Other Reports

Symbol	Quantity	Cost
	0	Other Report

Conceptual Budget Estimate Disclaimer

This "cost report" assigns a conceptual budget estimate to resolve non-compliance issues and was developed for planning purposes only. Kimley-Horn has no control over the cost of labor, materials, equipment, or over the Contractor's methods of determining prices or over competitive bidding or market conditions. Opinions of probable costs provided herein are based on the information known to Kimley-Horn at this time and represent only Kimley-Horn's judgment as a design professional familiar with the construction industry. Kimley-Horn cannot and does not guarantee that proposals, bids, or actual construction costs will not vary from its opinions of probable costs.

Sidewalk Barrier Conceptual Budget Summary

Sidewalk barriers are displayed for visual purposes only. Their associated costs are stored in the s yer, which is costed panel-by-panel in the Facility Priority Summary.

PROW Sidewalk Corridor Compliance Summary

Corridor

WASATCH CT

Corridor Score & Severity

Score: 5

LOW

Corridor Cost Summary

Facility Type		Cost
Sidewalk	$	20,281
Crosswalks	$	
Curb Ramps	$	14,900
Missing Ramps	$	0

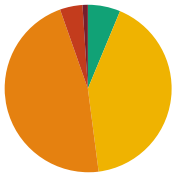

Sidewalk Barrier Priority Distribution

Priority	Percentage (%)
1	1%
2	4%
3	47%
4	42%
5	6%

Corridor Map

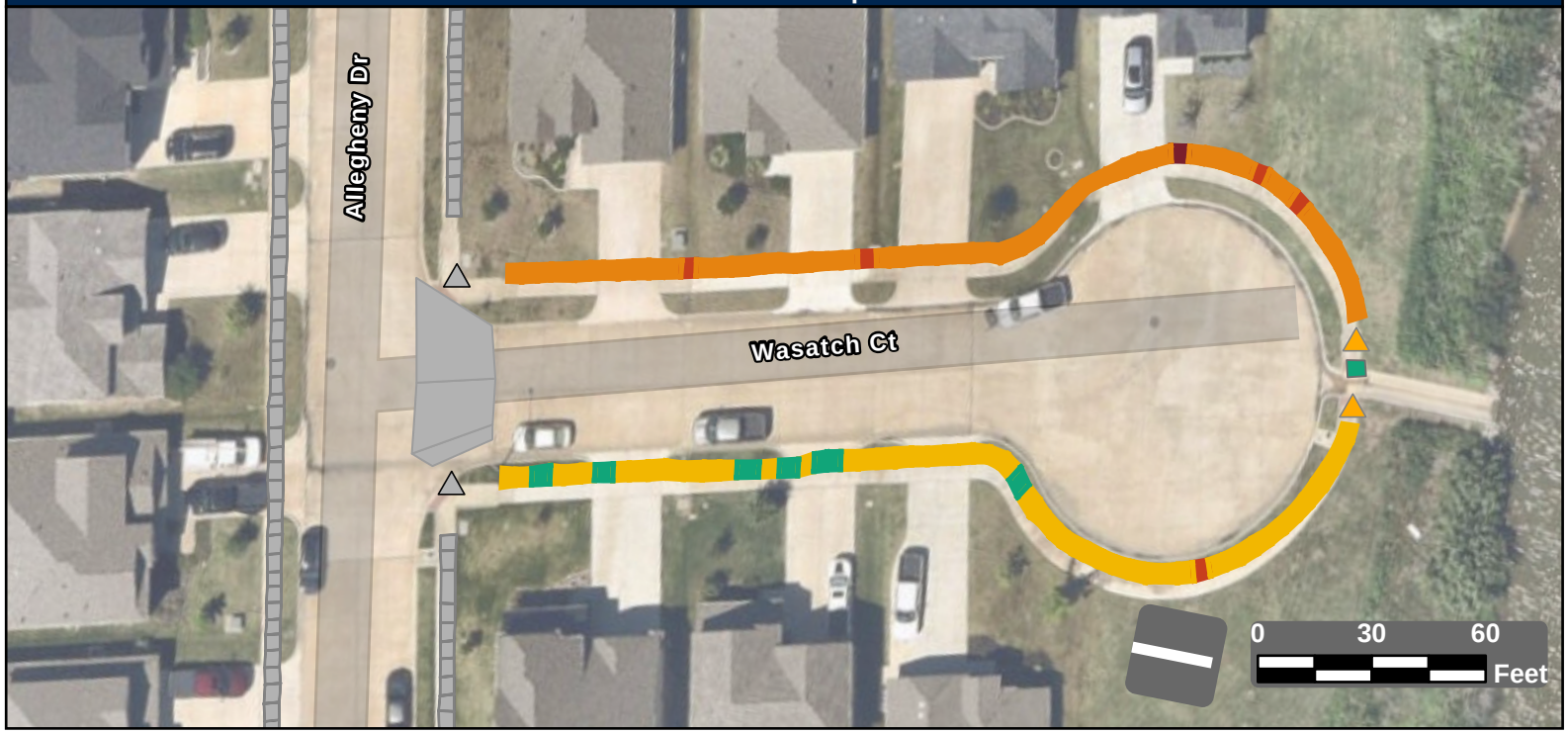

Facility Condition Summary

Sidewalks

Barrier Priority	Length (yd)		Cost
1	4	$	324
2	19	$	1,256
3	208	$	15,000
4	185	$	1,691
5	28	$	2,009
Total	445	$	20,281

Curb Ramps

Barrier Priority	Quantity		Cost
1	0	$	0
2	0	$	0
3	2	$	14,900
4	0	$	0
5	0	$	0
Total	2	$	14,900

Crosswalks

Barrier Priority	Length (yd)		Cost
1	0	$	0
2	0	$	0
3	0	$	0
4	0	$	0
5	4	$	
Total	4	$	

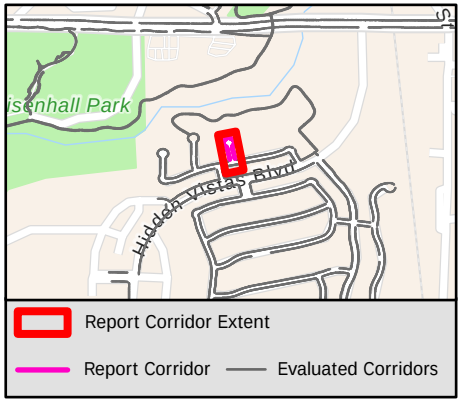

Sidewalk Barrier Summary

Pole	Quantity:	0
Fire Hydrant	Quantity:	0
Vault	Quantity:	0
Vegetation	Quantity:	0
Sign	Quantity:	0
Other	Quantity:	0

Missing Curb Ramps

Symbol	Quantity		Cost
	0	$	0

Curb Ramps Shown in Other Reports

Symbol	Quantity	Cost
	2	Other Report

Conceptual Budget Estimate Disclaimer

This "cost report" assigns a conceptual budget estimate to resolve non-compliance issues and was developed for planning purposes only. Kimley-Horn has no control over the cost of labor, materials, equipment, or over the Contractor's methods of determining prices or over competitive bidding or market conditions. Opinions of probable costs provided herein are based on the information known to Kimley-Horn at this time and represent only Kimley-Horn's judgment as a design professional familiar with the construction industry. Kimley-Horn cannot and does not guarantee that proposals, bids, or actual construction costs will not vary from its opinions of probable costs.

Sidewalk Barrier Conceptual Budget Summary

Sidewalk barriers are displayed for visual purposes only. Their associated costs are stored in the s 2180 yer, which is costed panel-by-panel in the Facility Priority Summary.

PROW Sidewalk Corridor Compliance Summary

Corridor

WEEPING OAK DR

Corridor Score & Severity

Score: 5

LOW

Corridor Cost Summary

Facility Type		Cost
Sidewalk	$	116,797
Crosswalks	$	0
Curb Ramps	$	34,800
Missing Ramps	$	14,000

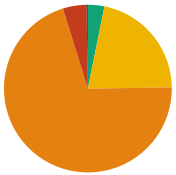

Sidewalk Barrier Priority Distribution

Priority	Percentage (%)
1	0%
2	5%
3	70%
4	22%
5	3%

Corridor Map

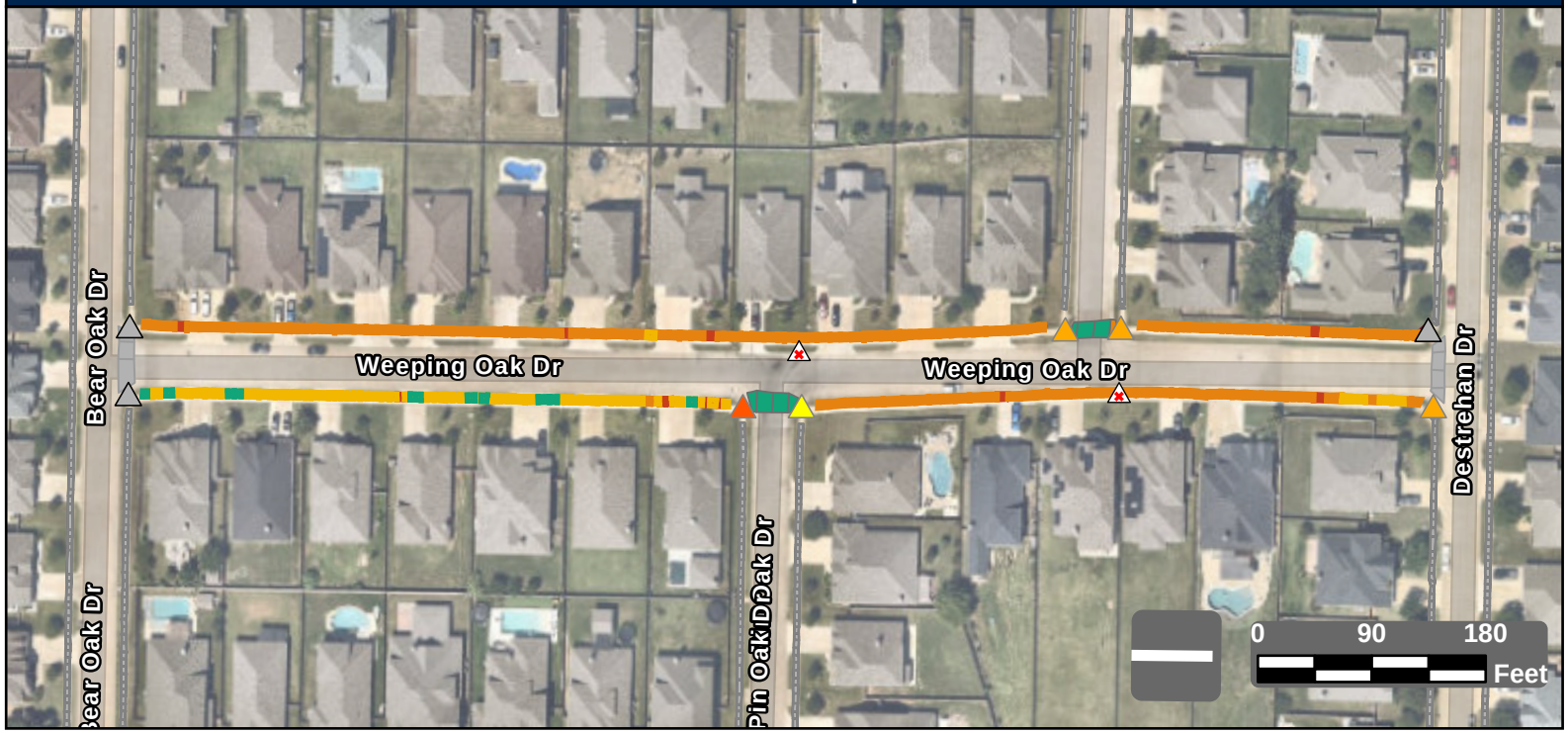

Facility Condition Summary

Sidewalks

Barrier Priority	Length (yd)		Cost
1	5	$	351
2	83	$	5,576
3	1,280	$	92,463
4	393	$	14,247
5	58	$	4,160
Total	1,818	$	116,797

Curb Ramps

Barrier Priority	Quantity		Cost
1	0	$	0
2	1	$	8,950
3	3	$	16,900
4	1	$	8,950
5	0	$	0
Total	5	$	34,800

Crosswalks

Barrier Priority	Length (yd)		Cost
1	0	$	0
2	0	$	0
3	9	$	0
4	0	$	0
5	99	$	
Total	108	$	0

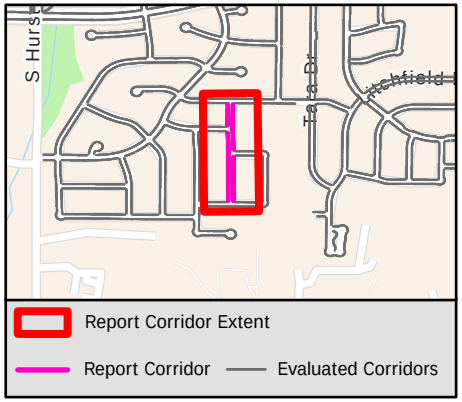

Sidewalk Barrier Summary

Pole	Quantity:	0
Fire Hydrant	Quantity:	0
Vault	Quantity:	0
Vegetation	Quantity:	0
Sign	Quantity:	0
Other	Quantity:	0

Missing Curb Ramps

Symbol	Quantity		Cost
	2	$	14,000

Curb Ramps Shown in Other Reports

Symbol	Quantity	Cost
	3	Other Report

Conceptual Budget Estimate Disclaimer

This "cost report" assigns a conceptual budget estimate to resolve non-compliance issues and was developed for planning purposes only. Kimley-Horn has no control over the cost of labor, materials, equipment, or over the Contractor's methods of determining prices or over competitive bidding or market conditions. Opinions of probable costs provided herein are based on the information known to Kimley-Horn at this time and represent only Kimley-Horn's judgment as a design professional familiar with the construction industry. Kimley-Horn cannot and does not guarantee that proposals, bids, or actual construction costs will not vary from its opinions of probable costs.

Sidewalk Barrier Conceptual Budget Summary

Sidewalk barriers are displayed for visual purposes only. Their associated costs are stored in the s yer, which is costed panel-by-panel in the Facility Priority Summary.

PROW Sidewalk Corridor Compliance Summary

Corridor

WEST BEND BLVD

Corridor Score & Severity

Score: 4
MEDIUM

Corridor Cost Summary

Facility Type		Cost
Sidewalk	$	288,255
Crosswalks	$	15,358
Curb Ramps	$	137,100
Missing Ramps	$	42,000

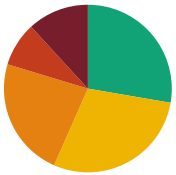

Sidewalk Barrier Priority Distribution

Priority	Percentage (%)
1	12%
2	9%
3	23%
4	29%
5	28%

Corridor Map

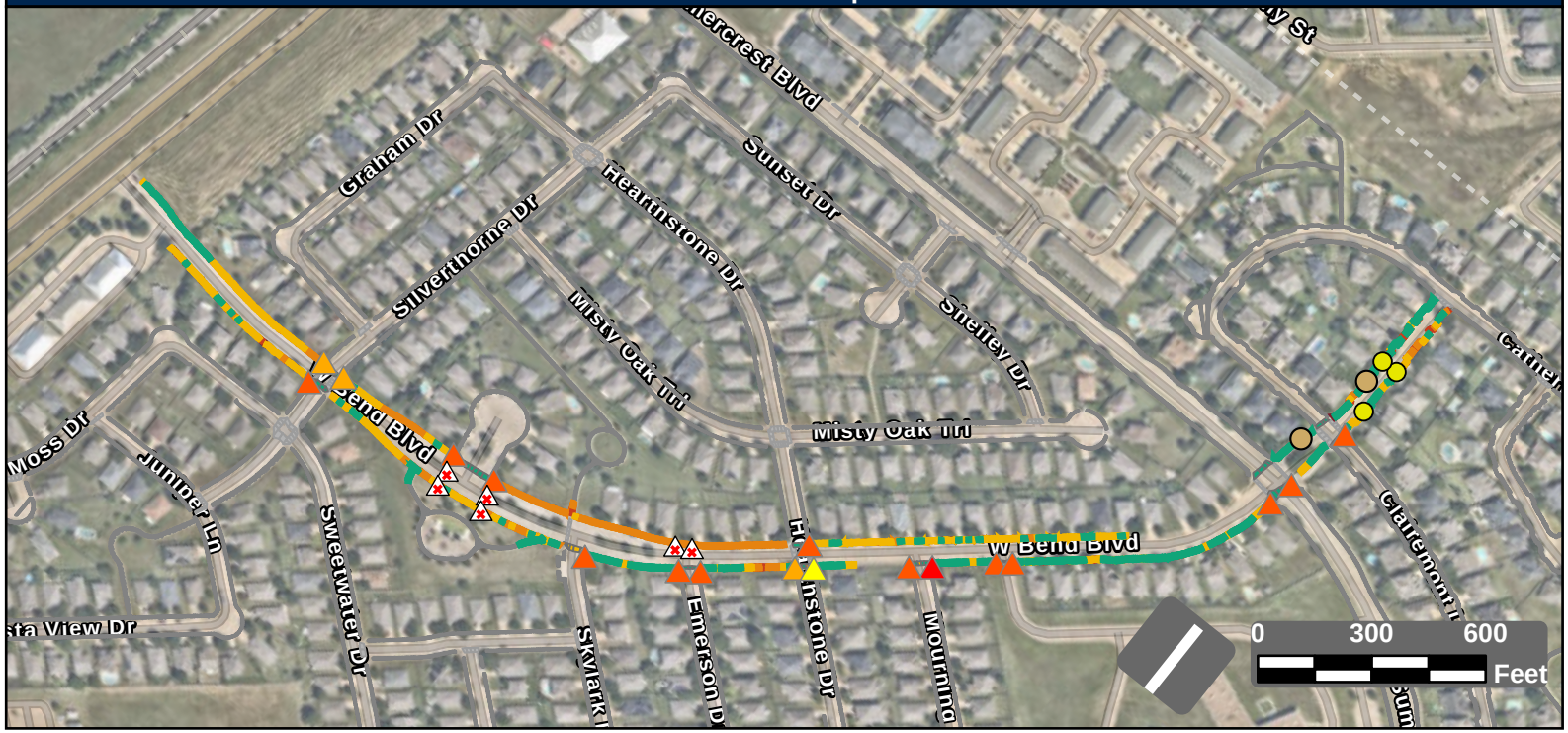

Facility Condition Summary

Sidewalks

Barrier Priority	Length (yd)		Cost
1	743	$	52,090
2	535	$	33,025
3	1,452	$	105,247
4	1,817	$	67,808
5	1,743	$	30,086
Total	6,290	$	288,255

Curb Ramps

Barrier Priority	Quantity		Cost
1	1	$	8,950
2	13	$	92,350
3	3	$	26,850
4	1	$	8,950
5	0	$	0
Total	18	$	137,100

Crosswalks

Barrier Priority	Length (yd)		Cost
1	0	$	0
2	0	$	0
3	27	$	0
4	191	$	15,358
5	680	$	0
Total	898	$	15,358

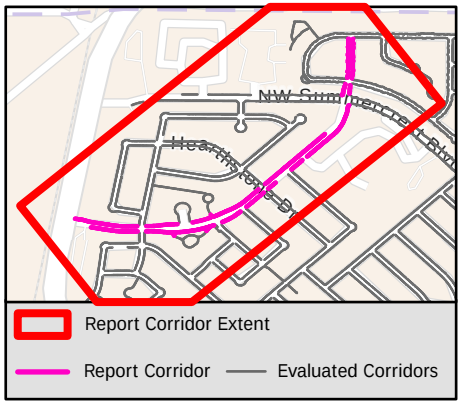

Sidewalk Barrier Summary

Pole	Quantity:	2
Fire Hydrant	Quantity:	0
Vault	Quantity:	0
Vegetation	Quantity:	0
Sign	Quantity:	0
Other	Quantity:	3

Missing Curb Ramps

Symbol	Quantity		Cost
	6	$	42,000

Curb Ramps Shown in Other Reports

Symbol	Quantity	Cost
	0	Other Report

Conceptual Budget Estimate Disclaimer

This "cost report" assigns a conceptual budget estimate to resolve non-compliance issues and was developed for planning purposes only. Kimley-Horn has no control over the cost of labor, materials, equipment, or over the Contractor's methods of determining prices or over competitive bidding or market conditions. Opinions of probable costs provided herein are based on the information known to Kimley-Horn at this time and represent only Kimley-Horn's judgment as a design professional familiar with the construction industry. Kimley-Horn cannot and does not guarantee that proposals, bids, or actual construction costs will not vary from its opinions of probable costs.

Sidewalk Barrier Conceptual Budget Summary

Sidewalk barriers are displayed for visual purposes only. Their associated costs are stored in the s yer, which is costed panel-by-panel in the Facility Priority Summary.

PROW Sidewalk Corridor Compliance Summary

Corridor

WHITE CLOVER CT

Corridor Score & Severity

Score: 4

MEDIUM

Corridor Cost Summary

Facility Type		Cost
Sidewalk	$	12,805
Crosswalks	$	0
Curb Ramps	$	0
Missing Ramps	$	0

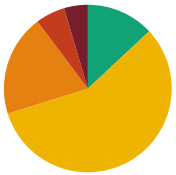

Sidewalk Barrier Priority Distribution

Priority	Percentage (%)
1	5%
2	6%
3	20%
4	57%
5	13%

Corridor Map

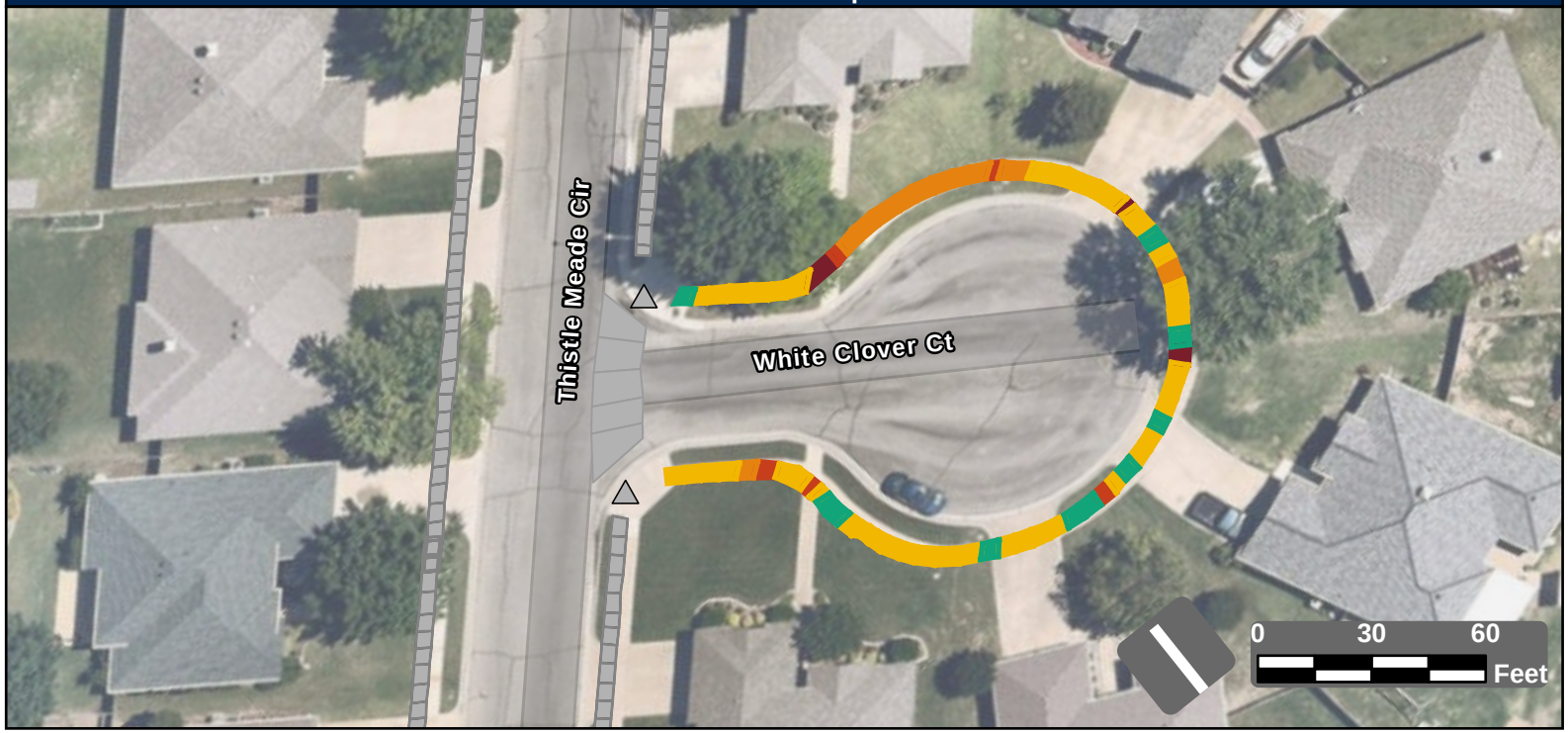

Facility Condition Summary

Sidewalks

Barrier Priority	Length (yd)		Cost
1	13	$	698
2	16	$	1,166
3	56	$	4,019
4	163	$	4,243
5	37	$	2,679
Total	285	$	12,805

Curb Ramps

Barrier Priority	Quantity		Cost
1	0	$	0
2	0	$	0
3	0	$	0
4	0	$	0
5	0	$	0
Total	0	$	0

Crosswalks

Barrier Priority	Length (yd)		Cost
1	0	$	0
2	0	$	0
3	0	$	0
4	0	$	0
5	0	$	0
Total	0	$	0

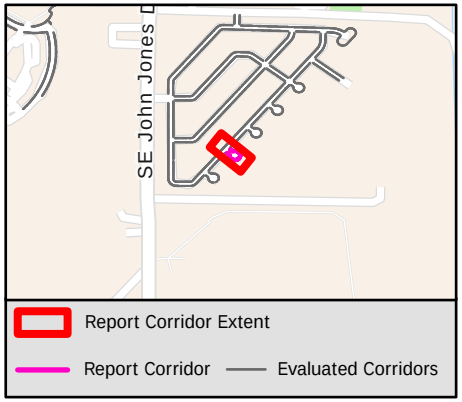

Sidewalk Barrier Summary

Pole	Quantity:	0
Fire Hydrant	Quantity:	0
Vault	Quantity:	0
Vegetation	Quantity:	0
Sign	Quantity:	0
Other	Quantity:	0

Missing Curb Ramps

Symbol	Quantity		Cost
	0	$	0

Curb Ramps Shown in Other Reports

Symbol	Quantity	Cost
	2	Other Report

Conceptual Budget Estimate Disclaimer

This "cost report" assigns a conceptual budget estimate to resolve non-compliance issues and was developed for planning purposes only. Kimley-Horn has no control over the cost of labor, materials, equipment, or over the Contractor's methods of determining prices or over competitive bidding or market conditions. Opinions of probable costs provided herein are based on the information known to Kimley-Horn at this time and represent only Kimley-Horn's judgment as a design professional familiar with the construction industry. Kimley-Horn cannot and does not guarantee that proposals, bids, or actual construction costs will not vary from its opinions of probable costs.

Sidewalk Barrier Conceptual Budget Summary

Sidewalk barriers are displayed for visual purposes only. Their associated costs are stored in the s yer, which is costed panel-by-panel in the Facility Priority Summary.

PROW Sidewalk Corridor Compliance Summary

Corridor

WHITE MARLIN DR

Corridor Score & Severity

Score: 4

MEDIUM

Corridor Cost Summary

Facility Type		Cost
Sidewalk	$	176,948
Crosswalks	$	24,274
Curb Ramps	$	22,350
Missing Ramps	$	42,000

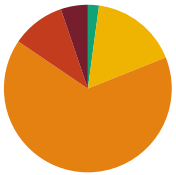

Sidewalk Barrier Priority Distribution

Priority	Percentage (%)
1	5%
2	10%
3	66%
4	17%
5	2%

Corridor Map



Facility Condition Summary

Sidewalks

Barrier Priority	Length (yd)		Cost
1	131	$	9,467
2	259	$	18,354
3	1,647	$	119,083
4	422	$	27,068
5	54	$	2,976
Total	2,513	$	176,948

Curb Ramps

Barrier Priority	Quantity		Cost
1	0	$	0
2	3	$	22,350
3	0	$	0
4	0	$	0
5	0	$	0
Total	3	$	22,350

Crosswalks

Barrier Priority	Length (yd)		Cost
1	0	$	0
2	0	$	0
3	0	$	0
4	189	$	24,274
5	108	$	
Total	297	$	24,274

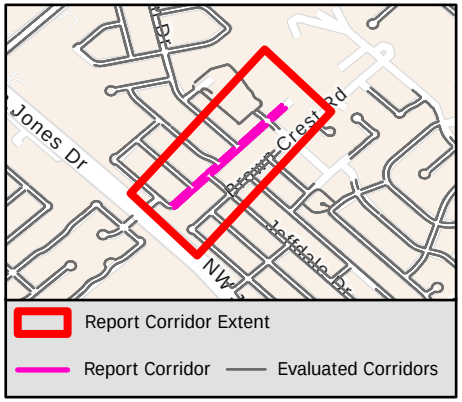

Sidewalk Barrier Summary

Pole	Quantity:	0
Fire Hydrant	Quantity:	0
Vault	Quantity:	0
Vegetation	Quantity:	0
Sign	Quantity:	0
Other	Quantity:	0

Missing Curb Ramps

Symbol	Quantity		Cost
	6	$	42,000

Curb Ramps Shown in Other Reports

Symbol	Quantity	Cost
	24	Other Report

Conceptual Budget Estimate Disclaimer

This "cost report" assigns a conceptual budget estimate to resolve non-compliance issues and was developed for planning purposes only. Kimley-Horn has no control over the cost of labor, materials, equipment, or over the Contractor's methods of determining prices or over competitive bidding or market conditions. Opinions of probable costs provided herein are based on the information known to Kimley-Horn at this time and represent only Kimley-Horn's judgment as a design professional familiar with the construction industry. Kimley-Horn cannot and does not guarantee that proposals, bids, or actual construction costs will not vary from its opinions of probable costs.

Sidewalk Barrier Conceptual Budget Summary

Sidewalk barriers are displayed for visual purposes only. Their associated costs are stored in the s… yer, which is costed panel-by-panel in the Facility Priority Summary.

PROW Sidewalk Corridor Compliance Summary

Corridor

WILLIE WAY

Corridor Score & Severity

Score: 5

LOW

Corridor Cost Summary

Facility Type		Cost
Sidewalk	$	17,738
Crosswalks	$	
Curb Ramps	$	11,900
Missing Ramps	$	0

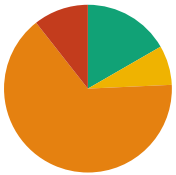

Sidewalk Barrier Priority Distribution

Priority	Percentage (%)
1	0%
2	11%
3	65%
4	8%
5	17%

Corridor Map



Facility Condition Summary

Sidewalks

Barrier Priority	Length (yd)		Cost
1	0	$	0
2	31	$	2,305
3	194	$	14,087
4	23	$	1,346
5	50	$	0
Total	297	$	17,738

Curb Ramps

Barrier Priority	Quantity		Cost
1	0	$	0
2	0	$	0
3	2	$	11,900
4	0	$	0
5	0	$	0
Total	2	$	11,900

Crosswalks

Barrier Priority	Length (yd)		Cost
1	0	$	0
2	0	$	0
3	0	$	0
4	0	$	0
5	41	$	
Total	41	$	

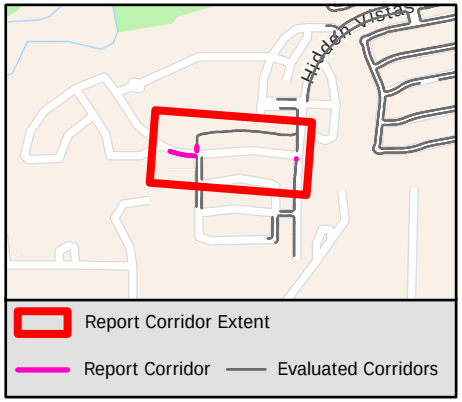

Sidewalk Barrier Summary

Pole	Quantity:	0
Fire Hydrant	Quantity:	0
Vault	Quantity:	0
Vegetation	Quantity:	0
Sign	Quantity:	0
Other	Quantity:	0

Missing Curb Ramps

Symbol	Quantity		Cost
	0	$	0

Curb Ramps Shown in Other Reports

Symbol	Quantity	Cost
	2	Other Report

Conceptual Budget Estimate Disclaimer

This "cost report" assigns a conceptual budget estimate to resolve non-compliance issues and was developed for planning purposes only. Kimley-Horn has no control over the cost of labor, materials, equipment, or over the Contractor's methods of determining prices or over competitive bidding or market conditions. Opinions of probable costs provided herein are based on the information known to Kimley-Horn at this time and represent only Kimley-Horn's judgment as a design professional familiar with the construction industry. Kimley-Horn cannot and does not guarantee that proposals, bids, or actual construction costs will not vary from its opinions of probable costs.

Sidewalk Barrier Conceptual Budget Summary

Sidewalk barriers are displayed for visual purposes only. Their associated costs are stored in the s yer, which is costed panel-by-panel in the Facility Priority Summary.

PROW Sidewalk Corridor Compliance Summary

Corridor

WINDRIDGE LN

Corridor Score & Severity

Score: 3

MEDIUM

Corridor Cost Summary

Facility Type		Cost
Sidewalk	$	0
Crosswalks	$	0
Curb Ramps	$	9,900
Missing Ramps	$	0

Sidewalk Barrier Priority Distribution

Priority	Percentage (%)
1	%
2	%
3	%
4	%
5	%

Corridor Map



Facility Condition Summary

Sidewalks

Barrier Priority	Length (yd)		Cost
1	0	$	0
2	0	$	0
3	0	$	0
4	0	$	0
5	0	$	0
Total	0	$	0

Curb Ramps

Barrier Priority	Quantity		Cost
1	0	$	0
2	0	$	0
3	2	$	9,900
4	0	$	0
5	0	$	0
Total	2	$	9,900

Crosswalks

Barrier Priority	Length (yd)		Cost
1	0	$	0
2	0	$	0
3	0	$	0
4	0	$	0
5	0	$	0
Total	0	$	0

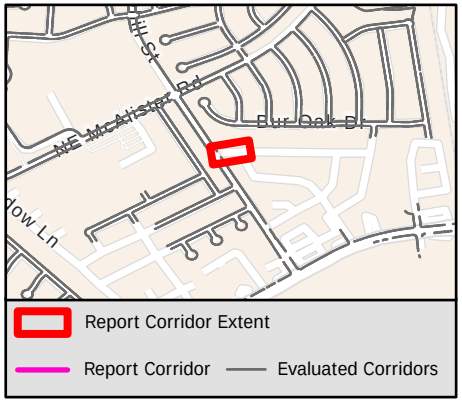

Sidewalk Barrier Summary

Pole	Quantity:	0
Fire Hydrant	Quantity:	0
Vault	Quantity:	0
Vegetation	Quantity:	0
Sign	Quantity:	0
Other	Quantity:	0

Missing Curb Ramps

Symbol	Quantity		Cost
	0	$	0

Curb Ramps Shown in Other Reports

Symbol	Quantity	Cost
	0	Other Report

Conceptual Budget Estimate Disclaimer

This "cost report" assigns a conceptual budget estimate to resolve non-compliance issues and was developed for planning purposes only. Kimley-Horn has no control over the cost of labor, materials, equipment, or over the Contractor's methods of determining prices or over competitive bidding or market conditions. Opinions of probable costs provided herein are based on the information known to Kimley-Horn at this time and represent only Kimley-Horn's judgment as a design professional familiar with the construction industry. Kimley-Horn cannot and does not guarantee that proposals, bids, or actual construction costs will not vary from its opinions of probable costs.

Sidewalk Barrier Conceptual Budget Summary

Sidewalk barriers are displayed for visual purposes only. Their associated costs are stored in the s yer, which is costed panel-by-panel in the Facility Priority Summary.

PROW Sidewalk Corridor Compliance Summary

Corridor

WINDY MEADOWS DR

Corridor Score & Severity

Score: 5

LOW

Corridor Cost Summary

Facility Type		Cost
Sidewalk	$	170,354
Crosswalks	$	9,201
Curb Ramps	$	47,650
Missing Ramps	$	42,000

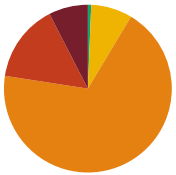

Sidewalk Barrier Priority Distribution

Priority	Percentage (%)
1	8%
2	15%
3	69%
4	8%
5	1%

Corridor Map

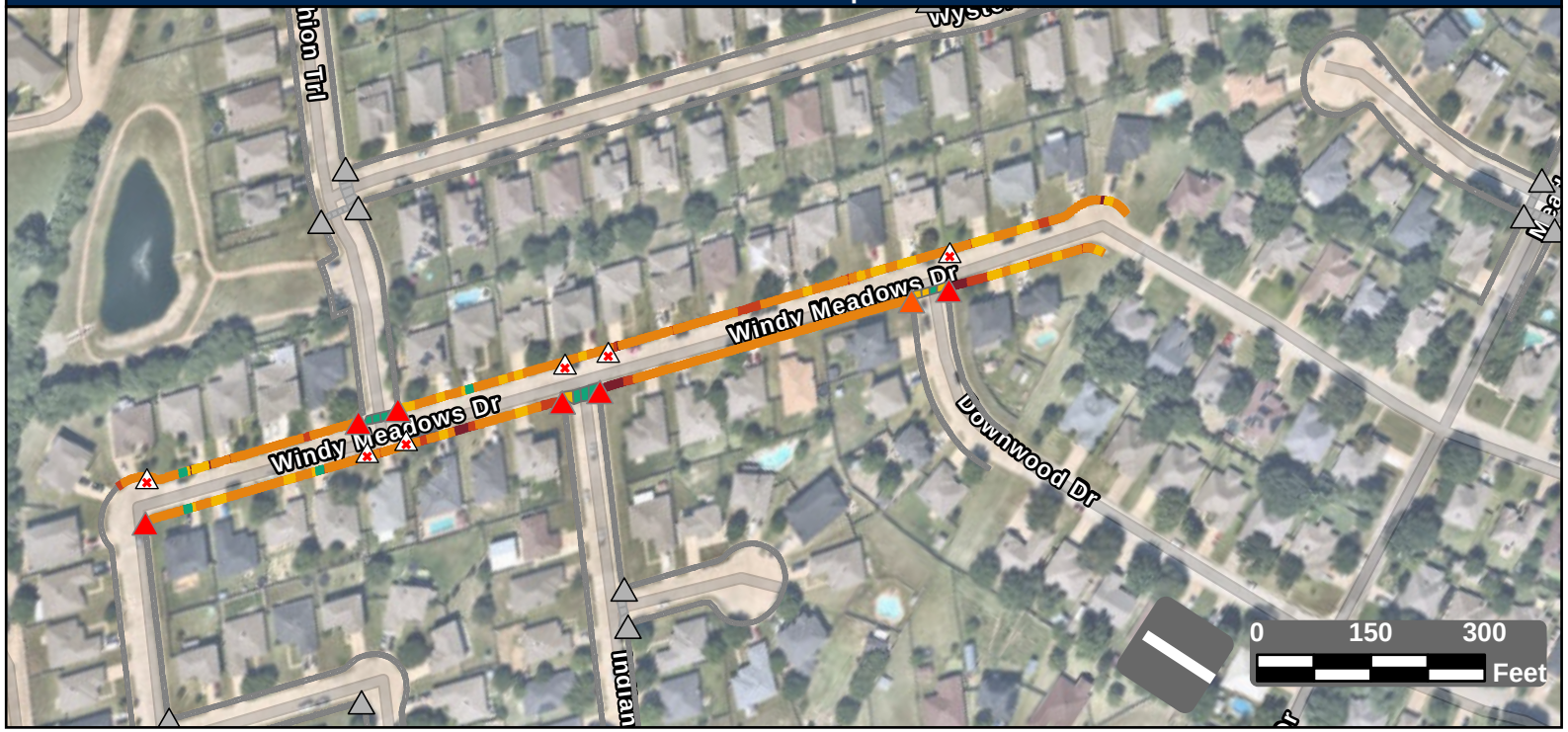

Facility Condition Summary

Sidewalks

Barrier Priority	Length (yd)		Cost
1	179	$	12,948
2	357	$	25,763
3	1,634	$	117,986
4	189	$	12,561
5	15	$	1,097
Total	2,374	$	170,354

Curb Ramps

Barrier Priority	Quantity		Cost
1	6	$	40,200
2	1	$	7,450
3	0	$	0
4	0	$	0
5	0	$	0
Total	7	$	47,650

Crosswalks

Barrier Priority	Length (yd)		Cost
1	0	$	0
2	0	$	0
3	0	$	0
4	52	$	9,201
5	116	$	
Total	168	$	9,201

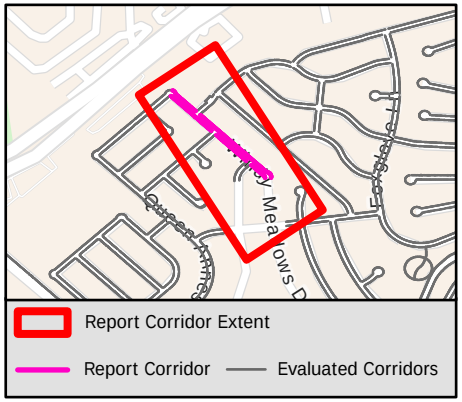

Sidewalk Barrier Summary

Pole	Quantity:	0
Fire Hydrant	Quantity:	0
Vault	Quantity:	0
Vegetation	Quantity:	0
Sign	Quantity:	0
Other	Quantity:	0

Missing Curb Ramps

Symbol	Quantity		Cost
	6	$	42,000

Curb Ramps Shown in Other Reports

Symbol	Quantity	Cost
	12	Other Report

Conceptual Budget Estimate Disclaimer

This "cost report" assigns a conceptual budget estimate to resolve non-compliance issues and was developed for planning purposes only. Kimley-Horn has no control over the cost of labor, materials, equipment, or over the Contractor's methods of determining prices or over competitive bidding or market conditions. Opinions of probable costs provided herein are based on the information known to Kimley-Horn at this time and represent only Kimley-Horn's judgment as a design professional familiar with the construction industry. Kimley-Horn cannot and does not guarantee that proposals, bids, or actual construction costs will not vary from its opinions of probable costs.

Sidewalk Barrier Conceptual Budget Summary

Sidewalk barriers are displayed for visual purposes only. Their associated costs are stored in the s yer, which is costed panel-by-panel in the Facility Priority Summary.

PROW Sidewalk Corridor Compliance Summary

Corridor

WINEPRESS RD

Corridor Score & Severity

Score: 5

LOW

Corridor Cost Summary

Facility Type		Cost
Sidewalk	$	170,231
Crosswalks	$	2,060
Curb Ramps	$	17,900
Missing Ramps	$	0

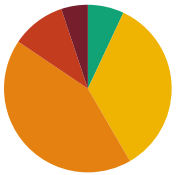

Sidewalk Barrier Priority Distribution

Priority	Percentage (%)
1	5%
2	10%
3	43%
4	35%
5	7%

Corridor Map

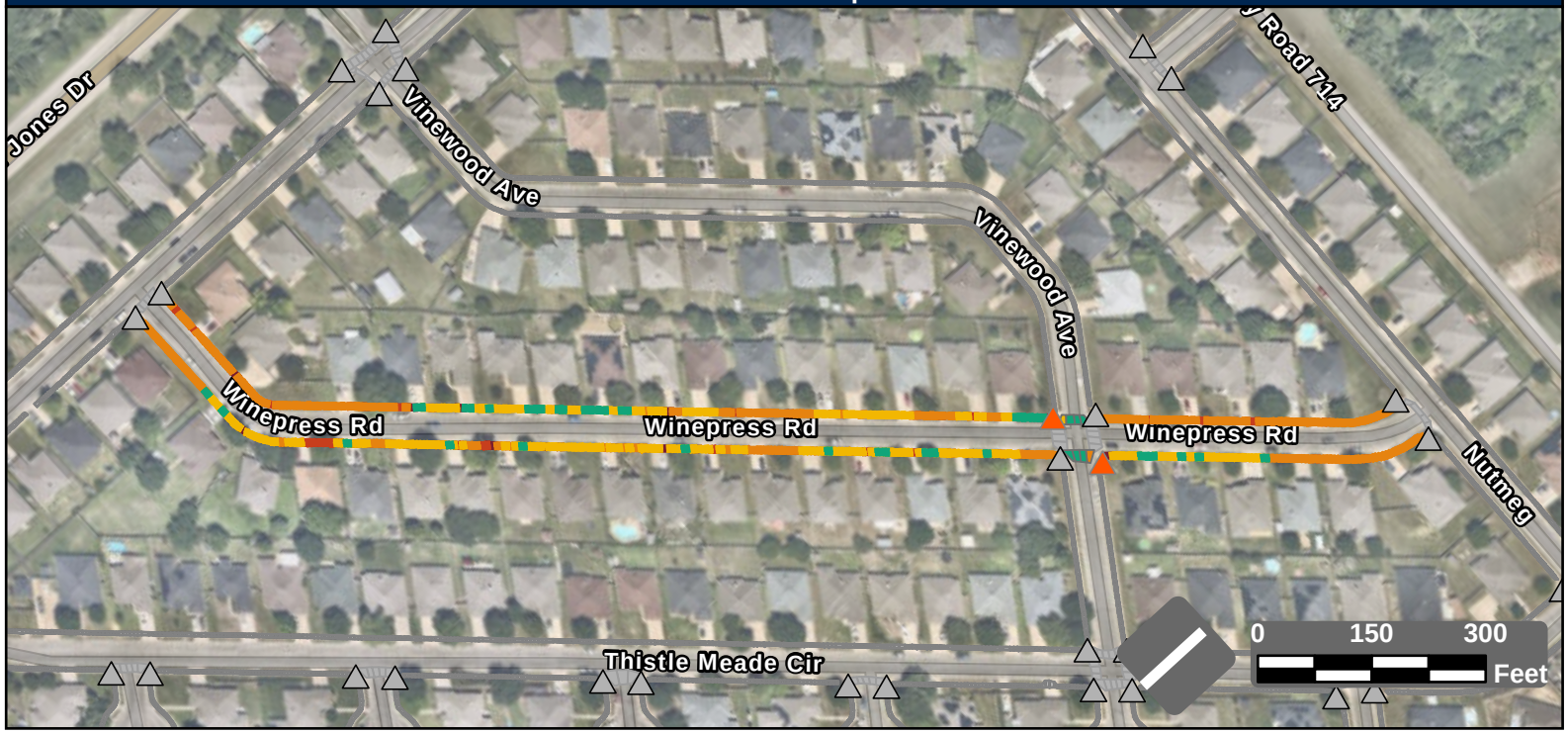

Facility Condition Summary

Sidewalks

Barrier Priority	Length (yd)		Cost
1	142	$	9,242
2	290	$	19,662
3	1,189	$	85,908
4	962	$	46,758
5	194	$	8,662
Total	2,778	$	170,231

Curb Ramps

Barrier Priority	Quantity		Cost
1	0	$	0
2	2	$	17,900
3	0	$	0
4	0	$	0
5	0	$	0
Total	2	$	17,900

Crosswalks

Barrier Priority	Length (yd)		Cost
1	0	$	0
2	0	$	0
3	13	$	0
4	10	$	2,060
5	75	$	
Total	98	$	2,060

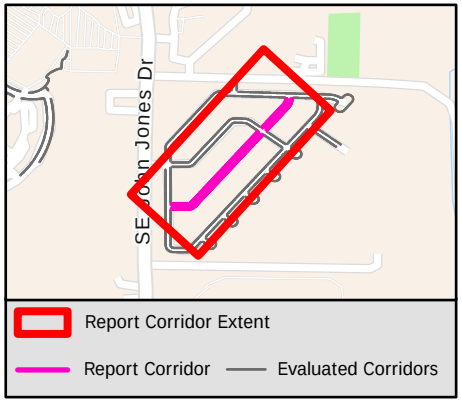

Sidewalk Barrier Summary

Pole	Quantity:	0
Fire Hydrant	Quantity:	0
Vault	Quantity:	0
Vegetation	Quantity:	0
Sign	Quantity:	0
Other	Quantity:	0

Missing Curb Ramps

Symbol	Quantity		Cost
	0	$	0

Curb Ramps Shown in Other Reports

Symbol	Quantity	Cost
	27	Other Report

Conceptual Budget Estimate Disclaimer

This "cost report" assigns a conceptual budget estimate to resolve non-compliance issues and was developed for planning purposes only. Kimley-Horn has no control over the cost of labor, materials, equipment, or over the Contractor's methods of determining prices or over competitive bidding or market conditions. Opinions of probable costs provided herein are based on the information known to Kimley-Horn at this time and represent only Kimley-Horn's judgment as a design professional familiar with the construction industry. Kimley-Horn cannot and does not guarantee that proposals, bids, or actual construction costs will not vary from its opinions of probable costs.

Sidewalk Barrier Conceptual Budget Summary

Sidewalk barriers are displayed for visual purposes only. Their associated costs are stored in the s 2188 yer, which is costed panel-by-panel in the Facility Priority Summary.

PROW Sidewalk Corridor Compliance Summary

Corridor

WOOD DUCK CT

Corridor Score & Severity

Score: 3

MEDIUM

Corridor Cost Summary

Facility Type		Cost
Sidewalk	$	15,726
Crosswalks	$	0
Curb Ramps	$	0
Missing Ramps	$	0

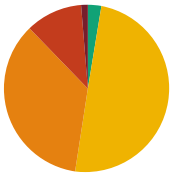

Sidewalk Barrier Priority Distribution

Priority	Percentage (%)
1	1%
2	11%
3	35%
4	50%
5	3%

Corridor Map

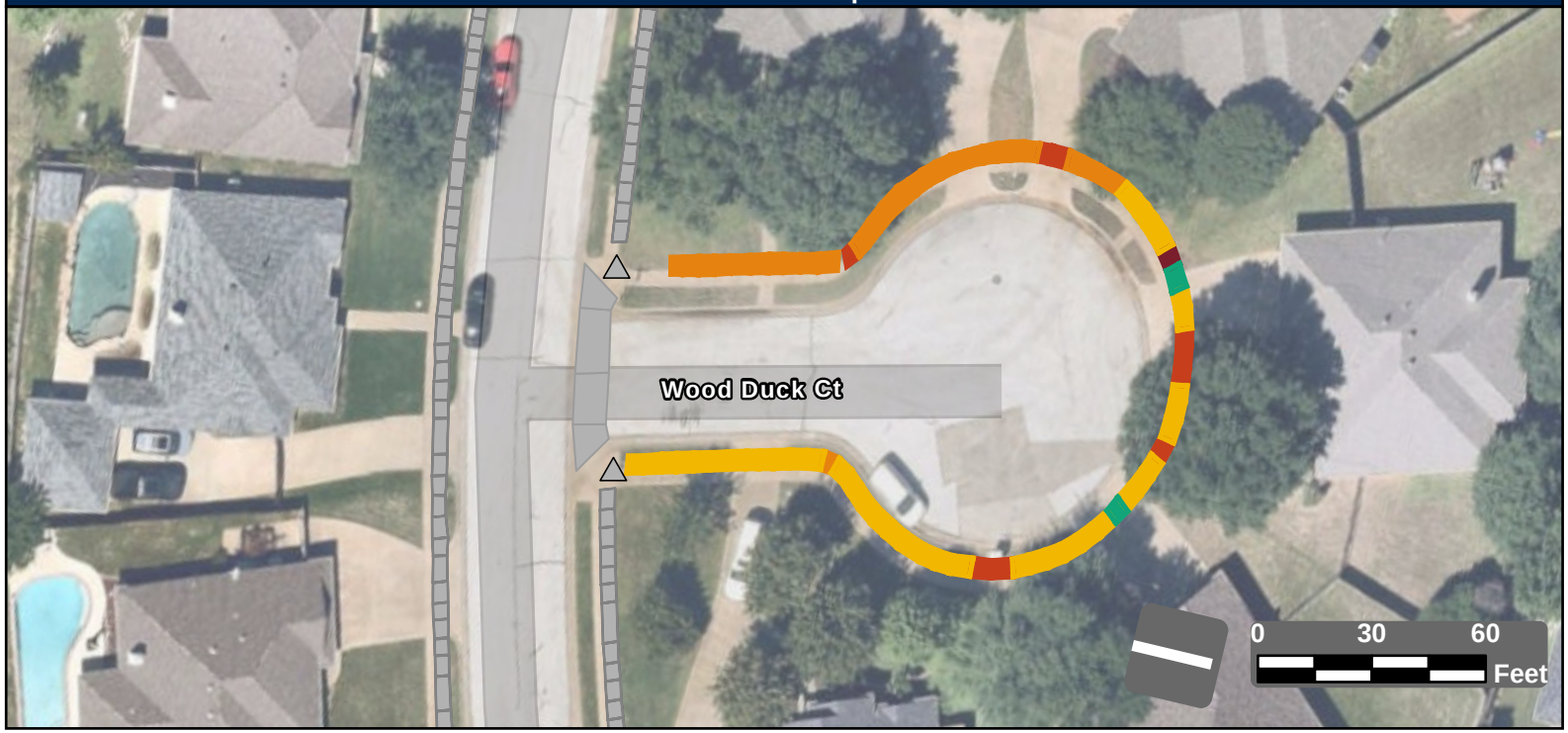

Facility Condition Summary

Sidewalks

Barrier Priority	Length (yd)		Cost
1	4	$	319
2	38	$	2,021
3	122	$	8,810
4	172	$	3,927
5	9	$	650
Total	345	$	15,726

Curb Ramps

Barrier Priority	Quantity		Cost
1	0	$	0
2	0	$	0
3	0	$	0
4	0	$	0
5	0	$	0
Total	0	$	0

Crosswalks

Barrier Priority	Length (yd)		Cost
1	0	$	0
2	0	$	0
3	0	$	0
4	0	$	0
5	0	$	0
Total	0	$	0

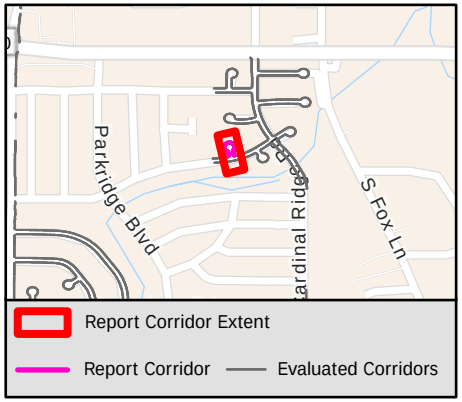

Sidewalk Barrier Summary

Pole	Quantity:	0
Fire Hydrant	Quantity:	0
Vault	Quantity:	0
Vegetation	Quantity:	0
Sign	Quantity:	0
Other	Quantity:	0

Missing Curb Ramps

Symbol	Quantity		Cost
	0	$	0

Curb Ramps Shown in Other Reports

Symbol	Quantity	Cost
	2	Other Report

Conceptual Budget Estimate Disclaimer

This "cost report" assigns a conceptual budget estimate to resolve non-compliance issues and was developed for planning purposes only. Kimley-Horn has no control over the cost of labor, materials, equipment, or over the Contractor's methods of determining prices or over competitive bidding or market conditions. Opinions of probable costs provided herein are based on the information known to Kimley-Horn at this time and represent only Kimley-Horn's judgment as a design professional familiar with the construction industry. Kimley-Horn cannot and does not guarantee that proposals, bids, or actual construction costs will not vary from its opinions of probable costs.

Sidewalk Barrier Conceptual Budget Summary

Sidewalk barriers are displayed for visual purposes only. Their associated costs are stored in the s yer, which is costed panel-by-panel in the Facility Priority Summary.

PROW Sidewalk Corridor Compliance Summary

Corridor

WOODBERRY DR

Corridor Score & Severity

Score: 5

LOW

Corridor Cost Summary

Facility Type		Cost
Sidewalk	$	7,871
Crosswalks	$	1,249
Curb Ramps	$	17,850
Missing Ramps	$	0

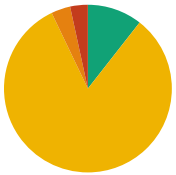

Sidewalk Barrier Priority Distribution

Priority	Percentage (%)
1	0%
2	3%
3	4%
4	82%
5	11%

Corridor Map



Facility Condition Summary

Sidewalks

Barrier Priority	Length (yd)		Cost
1	0	$	0
2	8	$	300
3	9	$	661
4	202	$	5,037
5	26	$	1,873
Total	245	$	7,871

Curb Ramps

Barrier Priority	Quantity		Cost
1	0	$	0
2	1	$	5,950
3	2	$	11,900
4	0	$	0
5	0	$	0
Total	3	$	17,850

Crosswalks

Barrier Priority	Length (yd)		Cost
1	0	$	0
2	0	$	0
3	7	$	0
4	7	$	1,249
5	73	$	
Total	87	$	1,249

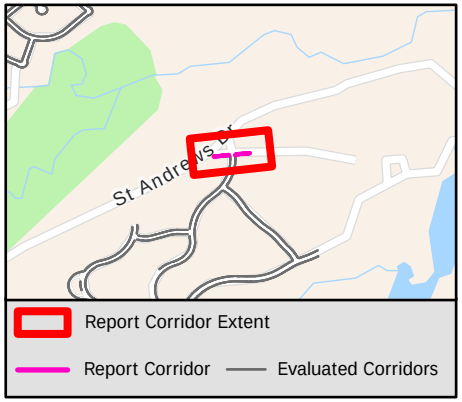

Sidewalk Barrier Summary

Pole	Quantity:	0
Fire Hydrant	Quantity:	0
Vault	Quantity:	0
Vegetation	Quantity:	0
Sign	Quantity:	0
Other	Quantity:	0

Missing Curb Ramps

Symbol	Quantity		Cost
	0	$	0

Curb Ramps Shown in Other Reports

Symbol	Quantity	Cost
	1	Other Report

Conceptual Budget Estimate Disclaimer

This "cost report" assigns a conceptual budget estimate to resolve non-compliance issues and was developed for planning purposes only. Kimley-Horn has no control over the cost of labor, materials, equipment, or over the Contractor's methods of determining prices or over competitive bidding or market conditions. Opinions of probable costs provided herein are based on the information known to Kimley-Horn at this time and represent only Kimley-Horn's judgment as a design professional familiar with the construction industry. Kimley-Horn cannot and does not guarantee that proposals, bids, or actual construction costs will not vary from its opinions of probable costs.

Sidewalk Barrier Conceptual Budget Summary

Sidewalk barriers are displayed for visual purposes only. Their associated costs are stored in the s yer, which is costed panel-by-panel in the Facility Priority Summary.

PROW Sidewalk Corridor Compliance Summary

Corridor

WOODLAWN AVE

Corridor Score & Severity

Score: 5

LOW

Corridor Cost Summary

Facility Type		Cost
Sidewalk	$	83,770
Crosswalks	$	3,729
Curb Ramps	$	23,850
Missing Ramps	$	0

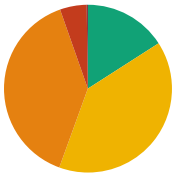

Sidewalk Barrier Priority Distribution

Priority	Percentage (%)
1	0%
2	5%
3	39%
4	40%
5	16%

Corridor Map



Facility Condition Summary

Sidewalks

Barrier Priority	Length (yd)		Cost
1	3	$	126
2	79	$	4,980
3	602	$	43,458
4	609	$	23,658
5	245	$	11,548
Total	1,538	$	83,770

Curb Ramps

Barrier Priority	Quantity		Cost
1	0	$	0
2	3	$	23,850
3	0	$	0
4	0	$	0
5	0	$	0
Total	3	$	23,850

Crosswalks

Barrier Priority	Length (yd)		Cost
1	0	$	0
2	0	$	0
3	0	$	0
4	37	$	3,729
5	57	$	
Total	95	$	3,729

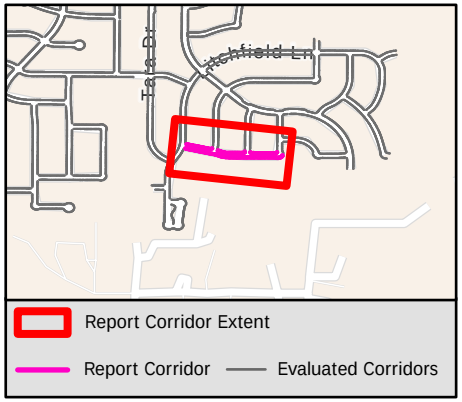

Sidewalk Barrier Summary

Pole	Quantity:	0
Fire Hydrant	Quantity:	0
Vault	Quantity:	0
Vegetation	Quantity:	0
Sign	Quantity:	0
Other	Quantity:	0

Missing Curb Ramps

Symbol	Quantity		Cost
	0	$	0

Curb Ramps Shown in Other Reports

Symbol	Quantity	Cost
	8	Other Report

Conceptual Budget Estimate Disclaimer

This "cost report" assigns a conceptual budget estimate to resolve non-compliance issues and was developed for planning purposes only. Kimley-Horn has no control over the cost of labor, materials, equipment, or over the Contractor's methods of determining prices or over competitive bidding or market conditions. Opinions of probable costs provided herein are based on the information known to Kimley-Horn at this time and represent only Kimley-Horn's judgment as a design professional familiar with the construction industry. Kimley-Horn cannot and does not guarantee that proposals, bids, or actual construction costs will not vary from its opinions of probable costs.

Sidewalk Barrier Conceptual Budget Summary

Sidewalk barriers are displayed for visual purposes only. Their associated costs are stored in the s 2191 yer, which is costed panel-by-panel in the Facility Priority Summary.

PROW Sidewalk Corridor Compliance Summary

Corridor

WRIGLEY DR

Corridor Score & Severity

Score: 5

LOW

Corridor Cost Summary

Facility Type		Cost
Sidewalk	$	142,656
Crosswalks	$	
Curb Ramps	$	7,450
Missing Ramps	$	0

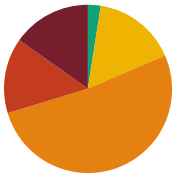

Sidewalk Barrier Priority Distribution

Priority	Percentage (%)
1	15%
2	15%
3	52%
4	16%
5	2%

Corridor Map



Facility Condition Summary

Sidewalks

Barrier Priority	Length (yd)		Cost
1	309	$	22,341
2	296	$	21,236
3	1,053	$	76,083
4	327	$	19,351
5	50	$	3,644
Total	2,037	$	142,656

Curb Ramps

Barrier Priority	Quantity		Cost
1	0	$	0
2	1	$	7,450
3	0	$	0
4	0	$	0
5	0	$	0
Total	1	$	7,450

Crosswalks

Barrier Priority	Length (yd)		Cost
1	0	$	0
2	0	$	0
3	0	$	0
4	0	$	0
5	35	$	
Total	35	$	

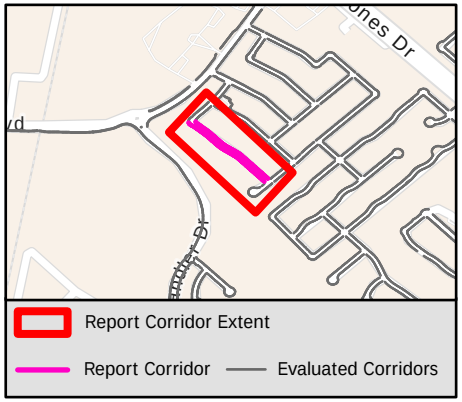

Sidewalk Barrier Summary

Pole	Quantity:	0
Fire Hydrant	Quantity:	0
Vault	Quantity:	0
Vegetation	Quantity:	0
Sign	Quantity:	0
Other	Quantity:	0

Missing Curb Ramps

Symbol	Quantity		Cost
	0	$	0

Curb Ramps Shown in Other Reports

Symbol	Quantity	Cost
	5	Other Report

Conceptual Budget Estimate Disclaimer

This "cost report" assigns a conceptual budget estimate to resolve non-compliance issues and was developed for planning purposes only. Kimley-Horn has no control over the cost of labor, materials, equipment, or over the Contractor's methods of determining prices or over competitive bidding or market conditions. Opinions of probable costs provided herein are based on the information known to Kimley-Horn at this time and represent only Kimley-Horn's judgment as a design professional familiar with the construction industry. Kimley-Horn cannot and does not guarantee that proposals, bids, or actual construction costs will not vary from its opinions of probable costs.

Sidewalk Barrier Conceptual Budget Summary

Sidewalk barriers are displayed for visual purposes only. Their associated costs are stored in the s ver, which is costed panel-by-panel in the Facility Priority Summary.

PROW Sidewalk Corridor Compliance Summary

Corridor

WYSTERIA LN

Corridor Score & Severity

Score: 1
HIGH

Corridor Cost Summary

Facility Type		Cost
Sidewalk	$	281,064
Crosswalks	$	2,812
Curb Ramps	$	9,400
Missing Ramps	$	14,000

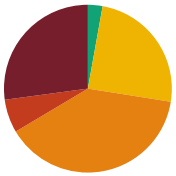

Sidewalk Barrier Priority Distribution

Priority	Percentage (%)
1	27%
2	6%
3	39%
4	25%
5	3%

Corridor Map

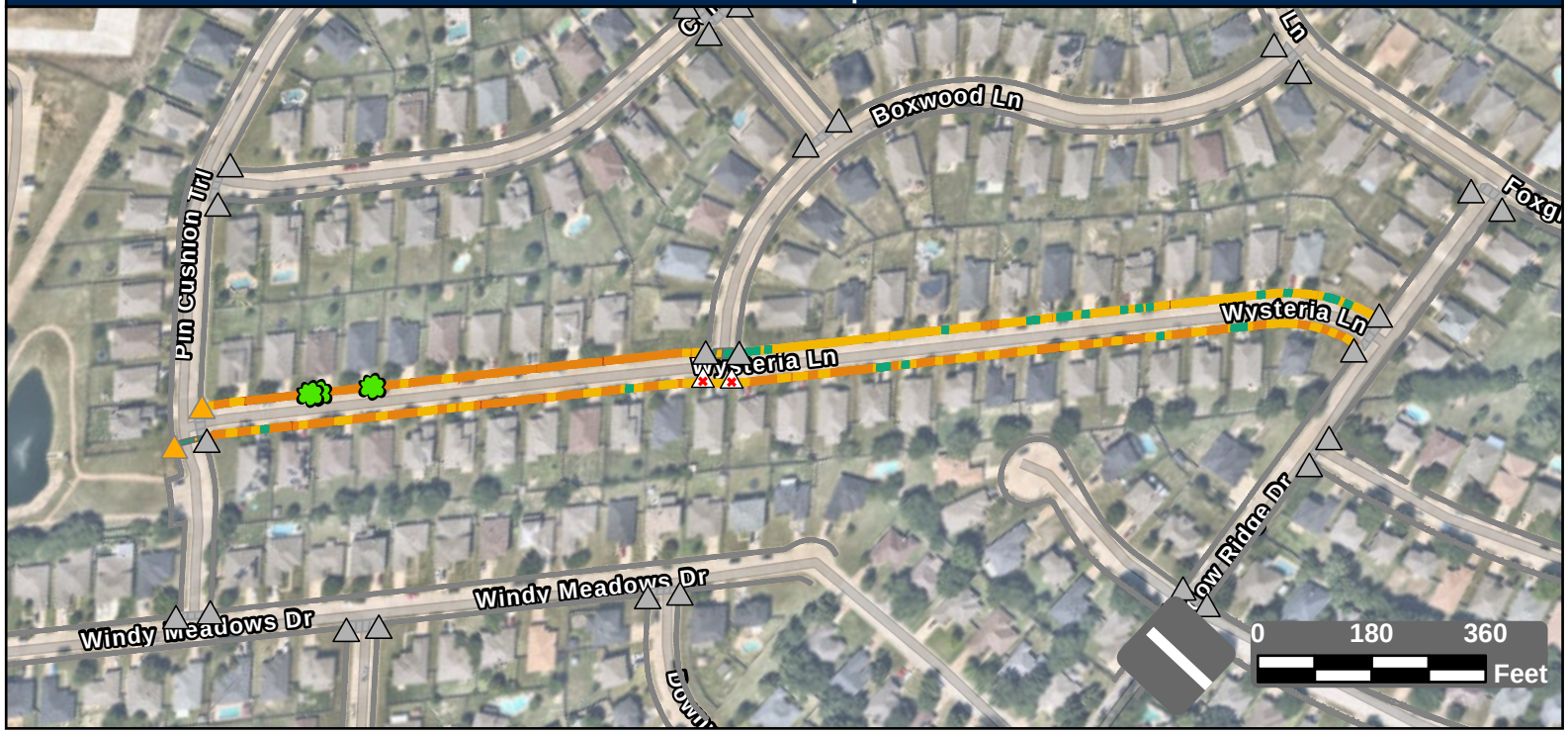

Facility Condition Summary

Sidewalks

Barrier Priority	Length (yd)		Cost
1	1,184	$	85,237
2	281	$	18,743
3	1,700	$	122,813
4	1,079	$	45,380
5	123	$	8,891
Total	4,368	$	281,064

Curb Ramps

Barrier Priority	Quantity		Cost
1	0	$	0
2	0	$	0
3	2	$	9,400
4	0	$	0
5	0	$	0
Total	2	$	9,400

Crosswalks

Barrier Priority	Length (yd)		Cost
1	0	$	0
2	0	$	0
3	0	$	0
4	24	$	2,812
5	73	$	
Total	97	$	2,812

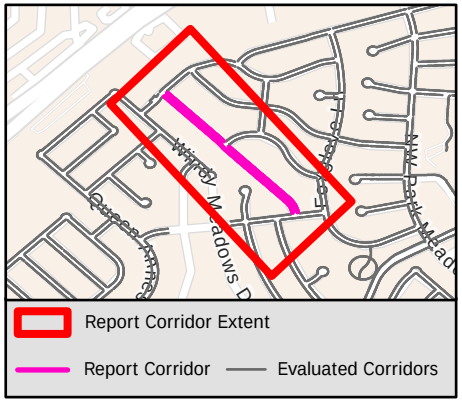

Sidewalk Barrier Summary

Pole	Quantity:	0
Fire Hydrant	Quantity:	0
Vault	Quantity:	0
Vegetation	Quantity:	3
Sign	Quantity:	0
Other	Quantity:	0

Missing Curb Ramps

Symbol	Quantity		Cost
	2	$	14,000

Curb Ramps Shown in Other Reports

Symbol	Quantity	Cost
	28	Other Report

Conceptual Budget Estimate Disclaimer

This "cost report" assigns a conceptual budget estimate to resolve non-compliance issues and was developed for planning purposes only. Kimley-Horn has no control over the cost of labor, materials, equipment, or over the Contractor's methods of determining prices or over competitive bidding or market conditions. Opinions of probable costs provided herein are based on the information known to Kimley-Horn at this time and represent only Kimley-Horn's judgment as a design professional familiar with the construction industry. Kimley-Horn cannot and does not guarantee that proposals, bids, or actual construction costs will not vary from its opinions of probable costs.

Sidewalk Barrier Conceptual Budget Summary

Sidewalk barriers are displayed for visual purposes only. Their associated costs are stored in the s 2193 yer, which is costed panel-by-panel in the Facility Priority Summary.

PROW Sidewalk Corridor Compliance Summary

Corridor

YARWOOD WAY

Corridor Score & Severity

Score: 3

MEDIUM

Corridor Cost Summary

Facility Type		Cost
Sidewalk	$	27,607
Crosswalks	$	0
Curb Ramps	$	23,800
Missing Ramps	$	0

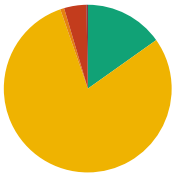

Sidewalk Barrier Priority Distribution

Priority	Percentage (%)
1	0%
2	4%
3	1%
4	79%
5	15%

Corridor Map

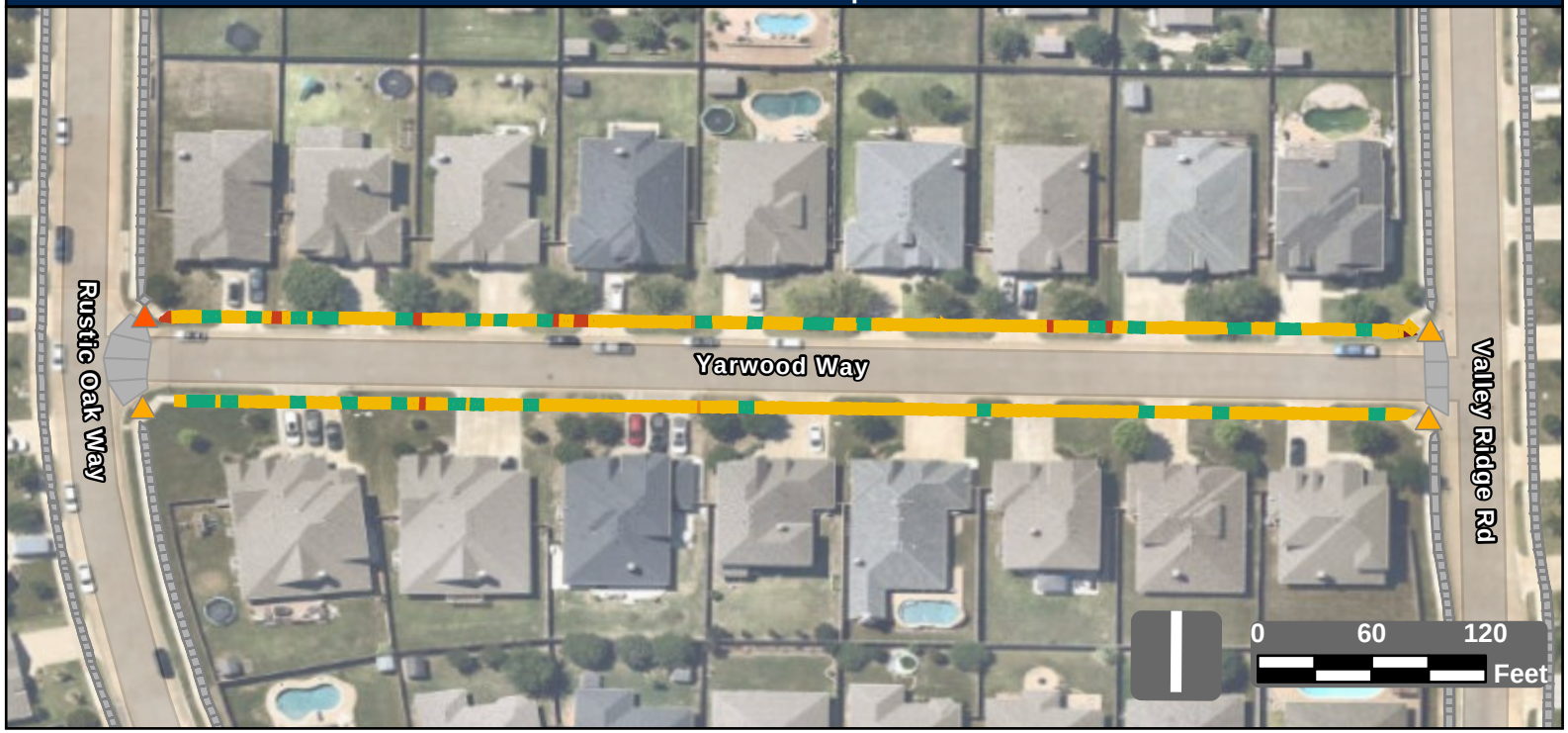

Facility Condition Summary

Sidewalks

Barrier Priority	Length (yd)		Cost
1	3	$	109
2	46	$	2,263
3	8	$	580
4	846	$	12,992
5	161	$	11,663
Total	1,064	$	27,607

Curb Ramps

Barrier Priority	Quantity		Cost
1	0	$	0
2	1	$	5,950
3	3	$	17,850
4	0	$	0
5	0	$	0
Total	4	$	23,800

Crosswalks

Barrier Priority	Length (yd)		Cost
1	0	$	0
2	0	$	0
3	0	$	0
4	0	$	0
5	0	$	0
Total	0	$	0

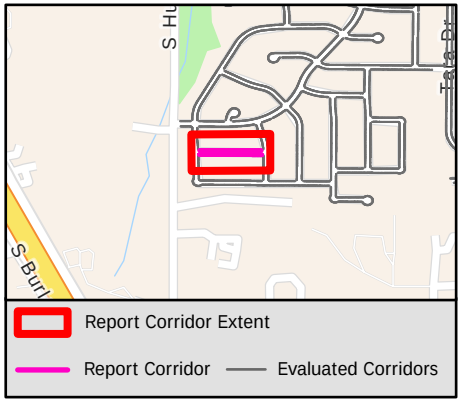

Sidewalk Barrier Summary

Pole	Quantity:	0
Fire Hydrant	Quantity:	0
Vault	Quantity:	0
Vegetation	Quantity:	0
Sign	Quantity:	0
Other	Quantity:	0

Missing Curb Ramps

Symbol	Quantity		Cost
	0	$	0

Curb Ramps Shown in Other Reports

Symbol	Quantity	Cost
	0	Other Report

Conceptual Budget Estimate Disclaimer

This "cost report" assigns a conceptual budget estimate to resolve non-compliance issues and was developed for planning purposes only. Kimley-Horn has no control over the cost of labor, materials, equipment, or over the Contractor's methods of determining prices or over competitive bidding or market conditions. Opinions of probable costs provided herein are based on the information known to Kimley-Horn at this time and represent only Kimley-Horn's judgment as a design professional familiar with the construction industry. Kimley-Horn cannot and does not guarantee that proposals, bids, or actual construction costs will not vary from its opinions of probable costs.

Sidewalk Barrier Conceptual Budget Summary

Sidewalk barriers are displayed for visual purposes only. Their associated costs are stored in the s yer, which is costed panel-by-panel in the Facility Priority Summary.

PROW Sidewalk Corridor Compliance Summary

Corridor

YAUPON CT

Corridor Score & Severity

Score: 3
MEDIUM

Corridor Cost Summary

Facility Type		Cost
Sidewalk	$	72,968
Crosswalks	$	0
Curb Ramps	$	0
Missing Ramps	$	0

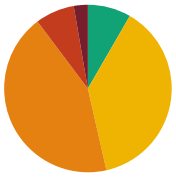

Sidewalk Barrier Priority Distribution

Priority	Percentage (%)
1	3%
2	8%
3	43%
4	38%
5	8%

Corridor Map



Facility Condition Summary

Sidewalks

Barrier Priority	Length (yd)		Cost
1	30	$	2,171
2	83	$	5,997
3	479	$	34,608
4	421	$	23,542
5	92	$	6,650
Total	1,106	$	72,968

Curb Ramps

Barrier Priority	Quantity		Cost
1	0	$	0
2	0	$	0
3	0	$	0
4	0	$	0
5	0	$	0
Total	0	$	0

Crosswalks

Barrier Priority	Length (yd)		Cost
1	0	$	0
2	0	$	0
3	0	$	0
4	0	$	0
5	0	$	0
Total	0	$	0

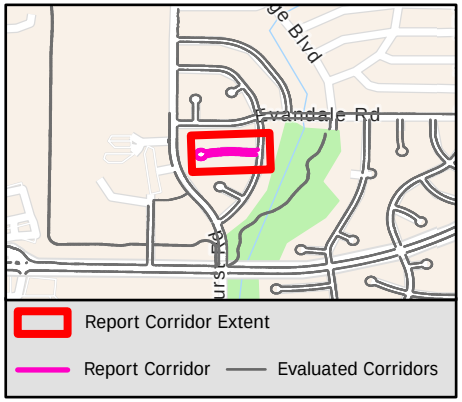

Sidewalk Barrier Summary

Pole	Quantity:	0
Fire Hydrant	Quantity:	0
Vault	Quantity:	0
Vegetation	Quantity:	0
Sign	Quantity:	0
Other	Quantity:	0

Missing Curb Ramps

Symbol	Quantity		Cost
	0	$	0

Curb Ramps Shown in Other Reports

Symbol	Quantity	Cost
	2	Other Report

Conceptual Budget Estimate Disclaimer

This "cost report" assigns a conceptual budget estimate to resolve non-compliance issues and was developed for planning purposes only. Kimley-Horn has no control over the cost of labor, materials, equipment, or over the Contractor's methods of determining prices or over competitive bidding or market conditions. Opinions of probable costs provided herein are based on the information known to Kimley-Horn at this time and represent only Kimley-Horn's judgment as a design professional familiar with the construction industry. Kimley-Horn cannot and does not guarantee that proposals, bids, or actual construction costs will not vary from its opinions of probable costs.

Sidewalk Barrier Conceptual Budget Summary

Sidewalk barriers are displayed for visual purposes only. Their associated costs are stored in the s… yer, which is costed panel-by-panel in the Facility Priority Summary.

PROW Sidewalk Corridor Compliance Summary

Corridor

YUCCA CT

Corridor Score & Severity

Score: 3

MEDIUM

Corridor Cost Summary

Facility Type		Cost
Sidewalk	$	84,203
Crosswalks	$	0
Curb Ramps	$	0
Missing Ramps	$	0

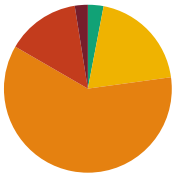

Sidewalk Barrier Priority Distribution

Priority	Percentage (%)
1	2%
2	14%
3	61%
4	20%
5	3%

Corridor Map



Facility Condition Summary

Sidewalks

Barrier Priority	Length (yd)		Cost
1	30	$	2,150
2	169	$	11,916
3	722	$	52,113
4	237	$	15,434
5	36	$	2,590
Total	1,192	$	84,203

Curb Ramps

Barrier Priority	Quantity		Cost
1	0	$	0
2	0	$	0
3	0	$	0
4	0	$	0
5	0	$	0
Total	0	$	0

Crosswalks

Barrier Priority	Length (yd)		Cost
1	0	$	0
2	0	$	0
3	0	$	0
4	0	$	0
5	0	$	0
Total	0	$	0

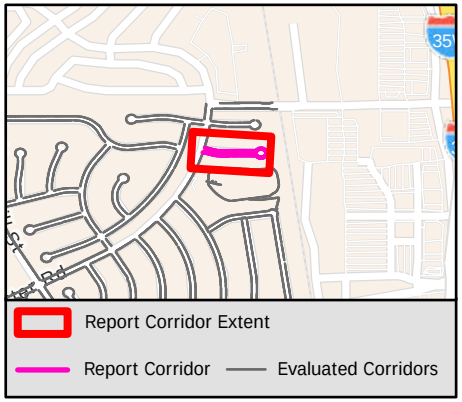

Sidewalk Barrier Summary

Pole	Quantity:	0
Fire Hydrant	Quantity:	0
Vault	Quantity:	0
Vegetation	Quantity:	0
Sign	Quantity:	0
Other	Quantity:	0

Missing Curb Ramps

Symbol	Quantity		Cost
	0	$	0

Curb Ramps Shown in Other Reports

Symbol	Quantity	Cost
	2	Other Report

Conceptual Budget Estimate Disclaimer

This "cost report" assigns a conceptual budget estimate to resolve non-compliance issues and was developed for planning purposes only. Kimley-Horn has no control over the cost of labor, materials, equipment, or over the Contractor's methods of determining prices or over competitive bidding or market conditions. Opinions of probable costs provided herein are based on the information known to Kimley-Horn at this time and represent only Kimley-Horn's judgment as a design professional familiar with the construction industry. Kimley-Horn cannot and does not guarantee that proposals, bids, or actual construction costs will not vary from its opinions of probable costs.

Sidewalk Barrier Conceptual Budget Summary

Sidewalk barriers are displayed for visual purposes only. Their associated costs are stored in the s ver, which is costed panel-by-panel in the Facility Priority Summary.

PROW Sidewalk Corridor Compliance Summary

Corridor

YUKON DR

Corridor Score & Severity

Score: 4

MEDIUM

Corridor Cost Summary

Facility Type		Cost
Sidewalk	$	162,772
Crosswalks	$	8,925
Curb Ramps	$	24,700
Missing Ramps	$	7,000

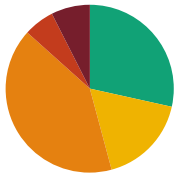

Sidewalk Barrier Priority Distribution

Priority	Percentage (%)
1	7%
2	6%
3	41%
4	17%
5	28%

Corridor Map

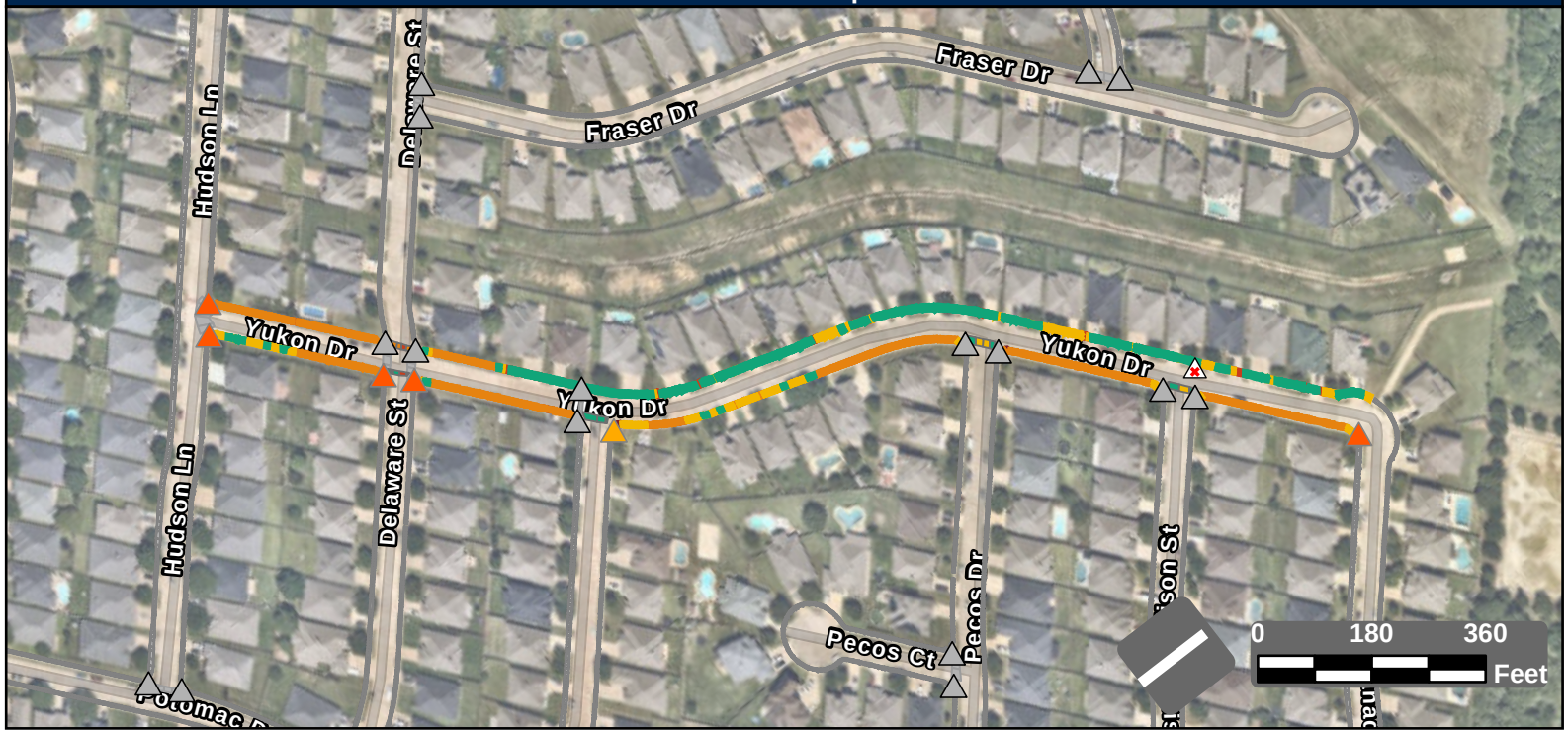

Facility Condition Summary

Sidewalks

Barrier Priority	Length (yd)		Cost
1	234	$	16,910
2	185	$	10,956
3	1,281	$	92,530
4	544	$	28,852
5	893	$	13,524
Total	3,138	$	162,772

Curb Ramps

Barrier Priority	Quantity		Cost
1	0	$	0
2	5	$	18,750
3	1	$	5,950
4	0	$	0
5	0	$	0
Total	6	$	24,700

Crosswalks

Barrier Priority	Length (yd)		Cost
1	0	$	0
2	20	$	2,984
3	31	$	1,434
4	45	$	4,508
5	103	$	
Total	199	$	8,925

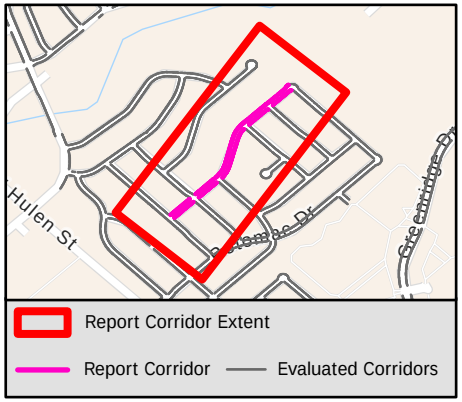

Sidewalk Barrier Summary

Pole	Quantity:	0
Fire Hydrant	Quantity:	0
Vault	Quantity:	0
Vegetation	Quantity:	0
Sign	Quantity:	0
Other	Quantity:	0

Missing Curb Ramps

Symbol	Quantity		Cost
	1	$	7,000

Curb Ramps Shown in Other Reports

Symbol	Quantity	Cost
	16	Other Report

Conceptual Budget Estimate Disclaimer

This "cost report" assigns a conceptual budget estimate to resolve non-compliance issues and was developed for planning purposes only. Kimley-Horn has no control over the cost of labor, materials, equipment, or over the Contractor's methods of determining prices or over competitive bidding or market conditions. Opinions of probable costs provided herein are based on the information known to Kimley-Horn at this time and represent only Kimley-Horn's judgment as a design professional familiar with the construction industry. Kimley-Horn cannot and does not guarantee that proposals, bids, or actual construction costs will not vary from its opinions of probable costs.

Sidewalk Barrier Conceptual Budget Summary

Sidewalk barriers are displayed for visual purposes only. Their associated costs are stored in the s yer, which is costed panel-by-panel in the Facility Priority Summary.

Kimley-Horn and Associates, Inc.
Project Description for Rail Crossing

Client:	**City of Burleson**	**Date: 07/28/26**
Project:	**ADA Self-Evaluation and Transition Plan**	
KH No.:	**061166110**	

Location:	**McAlister Rd East of Archbury Rd**	**Rail Crossing ID: 415968D**
City:	**Burleson**	

Item No.	Item Description	Quantity	Unit	Unit Price	Includes Engineering (15%) and Contingency (20%)
TxDOT 450-7058	Edge Protection	0	LF	$ 275.00	$ -
TxDOT 531-7001	Conc Sidewalks (4")	22	SY	$ 125.00	$ 3,753.00
TxDOT 530-7006	Driveways (Conc)	0	SY	$ 125.00	$ -
TxDOT 104-7011	Removing Conc (Driveways)	0	SY	$ 30.00	$ -
TxDOT 104-7013	Removing Conc (Sidewalk, Ramp, or Sup)	22	SY	$ 35.00	$ 1,050.84
TxDOT 5031-7001	Retrofit Det Warn Surf (Surf Applied)	0	SF	$ 60.00	$ -
---	Concrete Railroad Panel	1	LS	$ 36,000.00	$ 48,600.00
TxDOT 530-7010	Driveways (ACP)	0	SY	$ 80.00	$ -
---	Welded Steel Grate	0	EA	$ 1,300.00	$ -
TxDOT 5047-7001	Relocate Fire Hydrant	0	LS	$ 5,500.00	$ -
---	Adjust Utility Elevation	0	LS	$ 1,000.00	$ -
---	Fix Driveway Transitions	0	EA	$ 2,000.00	$ -
---	Install Driveway Curb Ramps	0	EA	$ 2,700.00	$ -
---	Remove Obstruction	0	LS	$ 1,000.00	$ -
---	Remove Temporary Obstruction	0	LS	$ 500.00	$ -
---	Railroad Company Flagger	8	Day(s)	$ 1,000.00	$ 10,800.00
---	Remove Concrete Railroad Panel	1	LS	$ 2,000.00	$ 2,700.00
TxDOT 105-7123	Remove Stab Base And Asph Pav (6"-20")	0	SY	$ 35.00	$ -
---	Installation Of Asphalt Pavement (6")	0	SY	$ 15.00	$ -
				Subtotal:	$ 66,903.84
				Conceptual Budget Estimate:	**$ 67,000.00**
				Engineering: (% +/-) 15%	*$ 7,433.76*
				Contingency: (% +/-) 20%	*$ 9,911.68*

Conceptual Budget Estimate Disclaimer:
This "cost report" assigns a conceptual budget estimate to resolve non-compliance issues and was developed for planning purposes only. Kimley-Horn has no control over the cost of labor, materials, equipment, or over the Contractor's methods of determining prices or over competitive bidding or market conditions. Opinions of probable costs provided herein are based on the information known to Kimley-Horn at this time and represent only Kimley-Horn's judgment as a design professional familiar with the construction industry. Kimley-Horn cannot and does not guarantee that proposals, bids, or actual construction costs will not vary from its opinions of probable costs.

Rail Crossing Summary

Barrier Priority	Length (LF)*	Conceptual Budget Estimate
High	85	$ 66,903.84
Medium	0	$ -
Low	0	$ -
Compliant	0	
Not Prioritized	0	
Subtotal	**85**	$ 66,903.84
Rail Crossing Total		**$ 67,000.00**

** Lengths rounded for simplification*

End of Project Description for Rail Crossing 415968D McAlister Rd East of Archbury Rd

Kimley-Horn and Associates, Inc.
Project Description for Rail Crossing

Client:	**City of Burleson**	**Date: 07/28/26**
Project:	**ADA Self-Evaluation and Transition Plan**	
KH No.:	**061166110**	

Location:	**NE Alsbury Blvd East of Commercial Blvd**	**Rail Crossing ID: 414400N**
City:	**Burleson**	

Item No.	Item Description	Quantity	Unit	Unit Price	Includes Engineering (15%) and Contingency (20%)
TxDOT 450-7058	Edge Protection	0	LF	$ 275.00	$ -
TxDOT 531-7001	Conc Sidewalks (4")	0	SY	$ 125.00	$ -
TxDOT 530-7006	Driveways (Conc)	0	SY	$ 125.00	$ -
TxDOT 104-7011	Removing Conc (Driveways)	0	SY	$ 30.00	$ -
TxDOT 104-7013	Removing Conc (Sidewalk, Ramp, or Sup)	0	SY	$ 35.00	$ -
TxDOT 5031-7001	Retrofit Det Warn Surf (Surf Applied)	0	SF	$ 60.00	$ -
---	Concrete Railroad Panel	0	LS	$ 36,000.00	$ -
TxDOT 530-7010	Driveways (ACP)	0	SY	$ 80.00	$ -
---	Welded Steel Grate	0	EA	$ 1,300.00	$ -
TxDOT 5047-7001	Relocate Fire Hydrant	0	LS	$ 5,500.00	$ -
---	Adjust Utility Elevation	0	LS	$ 1,000.00	$ -
---	Fix Driveway Transitions	0	EA	$ 2,000.00	$ -
---	Install Driveway Curb Ramps	0	EA	$ 2,700.00	$ -
---	Remove Obstruction	0	LS	$ 1,000.00	$ -
---	Remove Temporary Obstruction	0	LS	$ 500.00	$ -
---	Railroad Company Flagger	0	Day(s)	$ 1,000.00	$ -
---	Remove Concrete Railroad Panel	0	LS	$ 2,000.00	$ -
TxDOT 105-7123	Remove Stab Base And Asph Pav (6"-20")	0	SY	$ 35.00	$ -
---	Installation Of Asphalt Pavement (6")	0	SY	$ 15.00	$ -

	Subtotal:	$ -
Conceptual Budget Estimate:		**$ -**
Engineering: (% +/-)	*15%*	*$ -*
Contingency: (% +/-)	*20%*	*$ -*

Conceptual Budget Estimate Disclaimer:
This "cost report" assigns a conceptual budget estimate to resolve non-compliance issues and was developed for planning purposes only. Kimley-Horn has no control over the cost of labor, materials, equipment, or over the Contractor's methods of determining prices or over competitive bidding or market conditions. Opinions of probable costs provided herein are based on the information known to Kimley-Horn at this time and represent only Kimley-Horn's judgment as a design professional familiar with the construction industry. Kimley-Horn cannot and does not guarantee that proposals, bids, or actual construction costs will not vary from its opinions of probable costs.

Rail Crossing Summary

Barrier Priority	Length (LF)*	Conceptual Budget Estimate
High	0	$ -
Medium	0	$ -
Low	0	$ -
Compliant	42	
Not Prioritized	0	
Subtotal	**42**	$ -
Rail Crossing Total		**$ -**

** Lengths rounded for simplification*

End of Project Description for Rail Crossing 414400N NE Alsbury Blvd East of Commercial Blvd

Kimley-Horn and Associates, Inc.
Project Description for Rail Crossing

Client:	**City of Burleson**	**Date: 07/28/26**
Project:	**ADA Self-Evaluation and Transition Plan**	
KH No.:	**061166110**	

Location:	**W Renfro St East of N Main St**	**Rail Crossing ID: 415972T**
City:	**Burleson**	

Item No.	Item Description	Quantity	Unit	Unit Price	Includes Engineering (15%) and Contingency (20%)
TxDOT 450-7058	Edge Protection	0	LF	$ 275.00	$ -
TxDOT 531-7001	Conc Sidewalks (4")	11	SY	$ 125.00	$ 1,876.50
TxDOT 530-7006	Driveways (Conc)	0	SY	$ 125.00	$ -
TxDOT 104-7011	Removing Conc (Driveways)	0	SY	$ 30.00	$ -
TxDOT 104-7013	Removing Conc (Sidewalk, Ramp, or Sup)	11	SY	$ 35.00	$ 525.42
TxDOT 5031-7001	Retrofit Det Warn Surf (Surf Applied)	0	SF	$ 60.00	$ -
---	Concrete Railroad Panel	2	LS	$ 36,000.00	$ 97,200.00
TxDOT 530-7010	Driveways (ACP)	0	SY	$ 80.00	$ -
---	Welded Steel Grate	0	EA	$ 1,300.00	$ -
TxDOT 5047-7001	Relocate Fire Hydrant	0	LS	$ 5,500.00	$ -
---	Adjust Utility Elevation	0	LS	$ 1,000.00	$ -
---	Fix Driveway Transitions	0	EA	$ 2,000.00	$ -
---	Install Driveway Curb Ramps	0	EA	$ 2,700.00	$ -
---	Remove Obstruction	0	LS	$ 1,000.00	$ -
---	Remove Temporary Obstruction	0	LS	$ 500.00	$ -
---	Railroad Company Flagger	10	Day(s)	$ 1,000.00	$ 13,500.00
---	Remove Concrete Railroad Panel	2	LS	$ 2,000.00	$ 5,400.00
TxDOT 105-7123	Remove Stab Base And Asph Pav (6"-20")	0	SY	$ 35.00	$ -
---	Installation Of Asphalt Pavement (6")	0	SY	$ 15.00	$ -
				Subtotal:	$ 118,501.92
				Conceptual Budget Estimate:	**$ 118,600.00**
				Engineering: (% +/-) 15%	*$ 13,166.88*
				Contingency: (% +/-) 20%	*$ 17,555.84*

Conceptual Budget Estimate Disclaimer:
This "cost report" assigns a conceptual budget estimate to resolve non-compliance issues and was developed for planning purposes only. Kimley-Horn has no control over the cost of labor, materials, equipment, or over the Contractor's methods of determining prices or over competitive bidding or market conditions. Opinions of probable costs provided herein are based on the information known to Kimley-Horn at this time and represent only Kimley-Horn's judgment as a design professional familiar with the construction industry. Kimley-Horn cannot and does not guarantee that proposals, bids, or actual construction costs will not vary from its opinions of probable costs.

Rail Crossing Summary

Barrier Priority	Length (LF)*	Conceptual Budget Estimate
High	136	$ 118,501.92
Medium	0	$ -
Low	0	$ -
Compliant	0	
Not Prioritized	0	
Subtotal	**136**	$ 118,501.92
Rail Crossing Total		**$ 118,600.00**

** Lengths rounded for simplification*

End of Project Description for Rail Crossing 415972T W Renfro St East of N Main St

Kimley-Horn and Associates, Inc.
Project Description for Rail Crossing

Client:	**City of Burleson**	**Date: 07/28/26**
Project:	**ADA Self-Evaluation and Transition Plan**	
KH No.:	**061166110**	

Location:	**W Ellison St East of S Main St**	**Rail Crossing ID: 415973A**
City:	**Burleson**	

Item No.	Item Description	Quantity	Unit	Unit Price	Includes Engineering (15%) and Contingency (20%)
TxDOT 450-7058	Edge Protection	0	LF	$ 275.00	$ -
TxDOT 531-7001	Conc Sidewalks (4")	22	SY	$ 125.00	$ 3,753.00
TxDOT 530-7006	Driveways (Conc)	0	SY	$ 125.00	$ -
TxDOT 104-7011	Removing Conc (Driveways)	0	SY	$ 30.00	$ -
TxDOT 104-7013	Removing Conc (Sidewalk, Ramp, or Sup)	22	SY	$ 35.00	$ 1,050.84
TxDOT 5031-7001	Retrofit Det Warn Surf (Surf Applied)	0	SF	$ 60.00	$ -
---	Concrete Railroad Panel	2	LS	$ 36,000.00	$ 97,200.00
TxDOT 530-7010	Driveways (ACP)	0	SY	$ 80.00	$ -
---	Welded Steel Grate	0	EA	$ 1,300.00	$ -
TxDOT 5047-7001	Relocate Fire Hydrant	0	LS	$ 5,500.00	$ -
---	Adjust Utility Elevation	0	LS	$ 1,000.00	$ -
---	Fix Driveway Transitions	0	EA	$ 2,000.00	$ -
---	Install Driveway Curb Ramps	0	EA	$ 2,700.00	$ -
---	Remove Obstruction	0	LS	$ 1,000.00	$ -
---	Remove Temporary Obstruction	0	LS	$ 500.00	$ -
---	Railroad Company Flagger	12	Day(s)	$ 1,000.00	$ 16,200.00
---	Remove Concrete Railroad Panel	2	LS	$ 2,000.00	$ 5,400.00
TxDOT 105-7123	Remove Stab Base And Asph Pav (6"-20")	0	SY	$ 35.00	$ -
---	Installation Of Asphalt Pavement (6")	0	SY	$ 15.00	$ -
				Subtotal:	$ 123,603.84
				Conceptual Budget Estimate:	**$ 123,700.00**
				Engineering: (% +/-) 15%	*$ 13,733.76*
				Contingency: (% +/-) 20%	*$ 18,311.68*

Conceptual Budget Estimate Disclaimer:
This "cost report" assigns a conceptual budget estimate to resolve non-compliance issues and was developed for planning purposes only. Kimley-Horn has no control over the cost of labor, materials, equipment, or over the Contractor's methods of determining prices or over competitive bidding or market conditions. Opinions of probable costs provided herein are based on the information known to Kimley-Horn at this time and represent only Kimley-Horn's judgment as a design professional familiar with the construction industry. Kimley-Horn cannot and does not guarantee that proposals, bids, or actual construction costs will not vary from its opinions of probable costs.

Rail Crossing Summary

Barrier Priority	Length (LF)*	Conceptual Budget Estimate
High	60	$ 123,603.84
Medium	0	$ -
Low	0	$ -
Compliant	0	
Not Prioritized	0	
Subtotal	**60**	$ 123,603.84
Rail Crossing Total		**$ 123,700.00**

** Lengths rounded for simplification*

End of Project Description for Rail Crossing 415973A W Ellison St East of S Main St

Kimley-Horn and Associates, Inc.
Project Description for Rail Crossing

Client:	**City of Burleson**	**Date: 07/28/26**
Project:	**ADA Self-Evaluation and Transition Plan**	
KH No.:	**061166110**	

Location:	**W Ellison St West of S Commerce St**	**Rail Crossing ID: 975480G**
City:	**Burleson**	

Item No.	Item Description	Quantity	Unit	Unit Price	Includes Engineering (15%) and Contingency (20%)
TxDOT 450-7058	Edge Protection	0	LF	$ 275.00	$ -
TxDOT 531-7001	Conc Sidewalks (4")	0	SY	$ 125.00	$ -
TxDOT 530-7006	Driveways (Conc)	0	SY	$ 125.00	$ -
TxDOT 104-7011	Removing Conc (Driveways)	0	SY	$ 30.00	$ -
TxDOT 104-7013	Removing Conc (Sidewalk, Ramp, or Sup)	0	SY	$ 35.00	$ -
TxDOT 5031-7001	Retrofit Det Warn Surf (Surf Applied)	0	SF	$ 60.00	$ -
---	Concrete Railroad Panel	2	LS	$ 36,000.00	$ 97,200.00
TxDOT 530-7010	Driveways (ACP)	0	SY	$ 80.00	$ -
---	Welded Steel Grate	0	EA	$ 1,300.00	$ -
TxDOT 5047-7001	Relocate Fire Hydrant	0	LS	$ 5,500.00	$ -
---	Adjust Utility Elevation	0	LS	$ 1,000.00	$ -
---	Fix Driveway Transitions	0	EA	$ 2,000.00	$ -
---	Install Driveway Curb Ramps	0	EA	$ 2,700.00	$ -
---	Remove Obstruction	0	LS	$ 1,000.00	$ -
---	Remove Temporary Obstruction	0	LS	$ 500.00	$ -
---	Railroad Company Flagger	8	Day(s)	$ 1,000.00	$ 10,800.00
---	Remove Concrete Railroad Panel	2	LS	$ 2,000.00	$ 5,400.00
TxDOT 105-7123	Remove Stab Base And Asph Pav (6"-20")	0	SY	$ 35.00	$ -
---	Installation Of Asphalt Pavement (6")	0	SY	$ 15.00	$ -
				Subtotal:	$ 113,400.00
				Conceptual Budget Estimate:	**$ 113,400.00**
				Engineering: (% +/-) 15%	*$ 12,600.00*
				Contingency: (% +/-) 20%	*$ 16,800.00*

Conceptual Budget Estimate Disclaimer:
This "cost report" assigns a conceptual budget estimate to resolve non-compliance issues and was developed for planning purposes only. Kimley-Horn has no control over the cost of labor, materials, equipment, or over the Contractor's methods of determining prices or over competitive bidding or market conditions. Opinions of probable costs provided herein are based on the information known to Kimley-Horn at this time and represent only Kimley-Horn's judgment as a design professional familiar with the construction industry. Kimley-Horn cannot and does not guarantee that proposals, bids, or actual construction costs will not vary from its opinions of probable costs.

Rail Crossing Summary

Barrier Priority	Length (LF)*	Conceptual Budget Estimate
High	46	$ 113,400.00
Medium	0	$ -
Low	0	$ -
Compliant	0	
Not Prioritized	0	
Subtotal	**46**	$ 113,400.00
Rail Crossing Total		**$ 113,400.00**

** Lengths rounded for simplification*

End of Project Description for Rail Crossing 975480G W Ellison St West of S Commerce St

Kimley-Horn and Associates, Inc.
Project Description for Rail Crossing

Client:	**City of Burleson**	**Date: 07/28/26**
Project:	**ADA Self-Evaluation and Transition Plan**	
KH No.:	**061166110**	

Location:	**SW Alsbury Blvd West of Candler Dr**	**Rail Crossing ID: 020664T**
City:	**Burleson**	

Item No.	Item Description	Quantity	Unit	Unit Price	Includes Engineering (15%) and Contingency (20%)
TxDOT 450-7058	Edge Protection	0	LF	$ 275.00	$ -
TxDOT 531-7001	Conc Sidewalks (4")	0	SY	$ 125.00	$ -
TxDOT 530-7006	Driveways (Conc)	0	SY	$ 125.00	$ -
TxDOT 104-7011	Removing Conc (Driveways)	0	SY	$ 30.00	$ -
TxDOT 104-7013	Removing Conc (Sidewalk, Ramp, or Sup)	0	SY	$ 35.00	$ -
TxDOT 5031-7001	Retrofit Det Warn Surf (Surf Applied)	0	SF	$ 60.00	$ -
---	Concrete Railroad Panel	2	LS	$ 36,000.00	$ 97,200.00
TxDOT 530-7010	Driveways (ACP)	0	SY	$ 80.00	$ -
---	Welded Steel Grate	0	EA	$ 1,300.00	$ -
TxDOT 5047-7001	Relocate Fire Hydrant	0	LS	$ 5,500.00	$ -
---	Adjust Utility Elevation	0	LS	$ 1,000.00	$ -
---	Fix Driveway Transitions	0	EA	$ 2,000.00	$ -
---	Install Driveway Curb Ramps	0	EA	$ 2,700.00	$ -
---	Remove Obstruction	0	LS	$ 1,000.00	$ -
---	Remove Temporary Obstruction	0	LS	$ 500.00	$ -
---	Railroad Company Flagger	8	Day(s)	$ 1,000.00	$ 10,800.00
---	Remove Concrete Railroad Panel	2	LS	$ 2,000.00	$ 5,400.00
TxDOT 105-7123	Remove Stab Base And Asph Pav (6"-20")	0	SY	$ 35.00	$ -
---	Installation Of Asphalt Pavement (6")	0	SY	$ 15.00	$ -

		Subtotal:	$ 113,400.00
	Conceptual Budget Estimate:		**$ 113,400.00**
	Engineering: (% +/-)	*15%*	*$ 12,600.00*
	Contingency: (% +/-)	*20%*	*$ 16,800.00*

Conceptual Budget Estimate Disclaimer:
This "cost report" assigns a conceptual budget estimate to resolve non-compliance issues and was developed for planning purposes only. Kimley-Horn has no control over the cost of labor, materials, equipment, or over the Contractor's methods of determining prices or over competitive bidding or market conditions. Opinions of probable costs provided herein are based on the information known to Kimley-Horn at this time and represent only Kimley-Horn's judgment as a design professional familiar with the construction industry. Kimley-Horn cannot and does not guarantee that proposals, bids, or actual construction costs will not vary from its opinions of probable costs.

Rail Crossing Summary

Barrier Priority	Length (LF)*	Conceptual Budget Estimate
High	81	$ 113,400.00
Medium	0	$ -
Low	0	$ -
Compliant	0	
Not Prioritized	0	
Subtotal	**81**	$ 113,400.00
Rail Crossing Total		**$ 113,400.00**

** Lengths rounded for simplification*

End of Project Description for Rail Crossing 020664T SW Alsbury Blvd West of Candler Dr

Kimley-Horn and Associates, Inc.
Project Description for Rail Crossing

Client:	**City of Burleson**	**Date: 07/28/26**
Project:	**ADA Self-Evaluation and Transition Plan**	
KH No.:	**061166110**	

Location:	**Lakewood Dr East of County Road 1021**	**Rail Crossing ID: 020669C**
City:	**Burleson**	

Item No.	Item Description	Quantity	Unit	Unit Price	Includes Engineering (15%) and Contingency (20%)
TxDOT 450-7058	Edge Protection	0	LF	$ 275.00	$ -
TxDOT 531-7001	Conc Sidewalks (4")	22	SY	$ 125.00	$ 3,753.00
TxDOT 530-7006	Driveways (Conc)	0	SY	$ 125.00	$ -
TxDOT 104-7011	Removing Conc (Driveways)	0	SY	$ 30.00	$ -
TxDOT 104-7013	Removing Conc (Sidewalk, Ramp, or Sup)	22	SY	$ 35.00	$ 1,050.84
TxDOT 5031-7001	Retrofit Det Warn Surf (Surf Applied)	0	SF	$ 60.00	$ -
---	Concrete Railroad Panel	2	LS	$ 36,000.00	$ 97,200.00
TxDOT 530-7010	Driveways (ACP)	0	SY	$ 80.00	$ -
---	Welded Steel Grate	0	EA	$ 1,300.00	$ -
TxDOT 5047-7001	Relocate Fire Hydrant	0	LS	$ 5,500.00	$ -
---	Adjust Utility Elevation	0	LS	$ 1,000.00	$ -
---	Fix Driveway Transitions	0	EA	$ 2,000.00	$ -
---	Install Driveway Curb Ramps	0	EA	$ 2,700.00	$ -
---	Remove Obstruction	0	LS	$ 1,000.00	$ -
---	Remove Temporary Obstruction	0	LS	$ 500.00	$ -
---	Railroad Company Flagger	12	Day(s)	$ 1,000.00	$ 16,200.00
---	Remove Concrete Railroad Panel	2	LS	$ 2,000.00	$ 5,400.00
TxDOT 105-7123	Remove Stab Base And Asph Pav (6"-20")	0	SY	$ 35.00	$ -
---	Installation Of Asphalt Pavement (6")	0	SY	$ 15.00	$ -
				Subtotal:	$ 123,603.84
				Conceptual Budget Estimate:	**$ 123,700.00**
				Engineering: (% +/-) 15%	*$ 13,733.76*
				Contingency: (% +/-) 20%	*$ 18,311.68*

Conceptual Budget Estimate Disclaimer:
This "cost report" assigns a conceptual budget estimate to resolve non-compliance issues and was developed for planning purposes only. Kimley-Horn has no control over the cost of labor, materials, equipment, or over the Contractor's methods of determining prices or over competitive bidding or market conditions. Opinions of probable costs provided herein are based on the information known to Kimley-Horn at this time and represent only Kimley-Horn's judgment as a design professional familiar with the construction industry. Kimley-Horn cannot and does not guarantee that proposals, bids, or actual construction costs will not vary from its opinions of probable costs.

Rail Crossing Summary

Barrier Priority	Length (LF)*	Conceptual Budget Estimate
High	88	$ 123,603.84
Medium	0	$ -
Low	0	$ -
Compliant	0	
Not Prioritized	0	
Subtotal	**88**	$ 123,603.84
Rail Crossing Total		**$ 123,700.00**

** Lengths rounded for simplification*

End of Project Description for Rail Crossing 020669C Lakewood Dr East of County Road 1021

THE CITY OF BURLESON TEXAS

Department Memo

Infrastructure & Development Committee

DEPARTMENT: **City Manager's Office**

FROM: **Janalea Hembree, Director of Strategy and Innovation**

MEETING: **October 14, 2026**

SUBJECT:

Receive a report, hold a discussion, and provide recommendations to the city council on a proposed project for FY27 Community Development Block Grant (CDBG) funds. *(Staff Contact: Janalea Hembree, Director of Strategy and Innovation)*

STRATEGIC PRIORITY AND GOAL(S):

Strategic Priority	Strategic Goal
Beautiful, Safe, & Vibrant Community	3.1 Encourage a clean and healthy community 3.2 Encourage placemaking and a sense of belonging

SUMMARY:

The United States Department of Housing and Urban Development (HUD) has designated the City of Burleson as a metropolitan city eligible to receive a direct entitlement of Community Development Block Grant (CDBG) funds for the FY 2027-2029 program period. The CDBG program provides federal funding for eligible community development and housing activities. The City has elected to continue participating in Tarrant County's CDBG program as a metropolitan city through a Joint Agreement. Under this arrangement, Tarrant County will administer the City's CDBG entitlement program on behalf of the City in accordance with applicable federal, state, and local requirements and HUD rules and procedures.

The Joint Agreement will remain in effect for the three-year federal program period covering FY 2027, FY 2028, and FY 2029, and until all funds and program income received during the period have been expended and funded activities have been completed. Neither the City nor Tarrant County may terminate or withdraw from the agreement during the three-year program period.

Through the Joint Agreement, Tarrant County will administer all activities and requirements associated with the City of Burleson's CDBG entitlement program. The City will indirectly receive

its CDBG entitlement funding through Tarrant County in the form of approved projects. The agreement provides that funding available to the City will be at least 80 percent of the City's total annual CDBG entitlement allocation from HUD.

Tarrant County will be responsible for administering the program in accordance with applicable HUD grant administration requirements. The City will retain responsibility for approving all City CDBG funding decisions and determining the specific programs, projects, and other eligible uses of the City's allocation. Tarrant County may retain an amount not to exceed 20 percent of the City's total annual HUD allocation for eligible reimbursable administrative costs associated with administering the program.

The agreement also covers HUD formula funding programs administered through Tarrant County, including CDBG, HOME Investment Partnerships Program (HOME), and Emergency Solutions Grants (ESG). Under the agreement, the City may receive HOME and ESG formula allocations only through the Urban County; however, the agreement does not preclude either party from applying for HOME or ESG funding through the State when permitted.

During the City's participation in Tarrant County's CDBG program, the City may not apply for grants through the State CDBG Program. The agreement provides that CDBG funds to which the City is entitled will be utilized for the benefit of the City.

RECOMMENDATION:

N/A

PRIOR ACTION/INPUT (Council, Boards, Citizens):

September 8, 2026 – Joint Agreement with Tarrant County Approved

REFERENCE:

N/A

FISCAL IMPACT:

The City will receive at least 80 percent of its annual HUD CDBG entitlement allocation through Tarrant County in the form of approved eligible projects. Tarrant County may retain up to 20 percent of the annual allocation for HUD-eligible administrative expenses associated with administration of the City's CDBG program.

The City's actual annual CDBG entitlement allocation will be determined by HUD.

STAFF CONTACT:

Janalea Hembree
Director of Strategy and Innovation
jhembree@burlesontx.com
817-426-9299

THE CITY OF BURLESON TEXAS

Community Development Block Grant (CDBG) FY27 Project

PRESENTED TO THE CITY COUNCIL – OCTOBER 19, 2026

JANALEA HEMBREE, DIRECTOR OF STRATEGY AND INNOVATION

JOINT AGREEMENT OVERVIEW

Joint Agreement Approved September 8, 2026

Metropolitan City + Tarrant County Joint Agreement (Approx. $355,000 annually with an 80/20 split)
Accept CDBG Entitlement status and continue participation with Tarrant County through a Joint Agreement.

- Agreement covers FY 2027, FY 2028, and FY 2029
- Remains in effect until all associated funds are expended and funded activities are completed
- Neither party may terminate or withdraw during the three-year program period
- Tarrant County will administer the program in accordance with applicable HUD requirements

Funding Structure

- Burleson will receive its CDBG funding through Tarrant County in the form of approved projects
- 80% of Burleson's annual HUD CDBG allocation will be available for City projects (~ $285,000 annually)
- Tarrant County retain 20% for eligible administrative costs (~ $70,000 annually)
- CDBG funds can be spent within city limits in both Tarrant and Johnson County

PROJECTS

ALLOWABLE PROJECT TYPES

Infrastructure Improvements
Streets, sidewalks, drainage, water/sewer improvements, and other public infrastructure in eligible areas

Public Community Facilities
Parks, community facilities, senior facilities, ADA improvements, and other public facility improvements

Economic & Community Development
New street lighting with Wi-Fi, vehicle charging stations, energy conservation/renewable energy resources (solar panels at a neighborhood center)

Housing Rehabilitation
Various home repairs, code compliance, and housing rehabilitation

REQUIREMENTS

Low-Moderate Income
Using 2025 HUD LMI mapping blocks; eligible area must be 51.0% or higher to qualify.

70% Residential
70 percent of funds must be used for activities that benefit LMI persons.

Floodway or Flood Zone
No HUD funds can be expended in floodway unless restoring infrastructure or improving impediment in floodway.

Not Eligible
Repairing streets/sidewalks, no buildings that conduct general government business, no direct payments to citizens.

PROJECT AREAS

- “Blocks” drawn by HUD
- Six block areas qualified within City Limits
- Senior Centers and Libraries have separate criteria

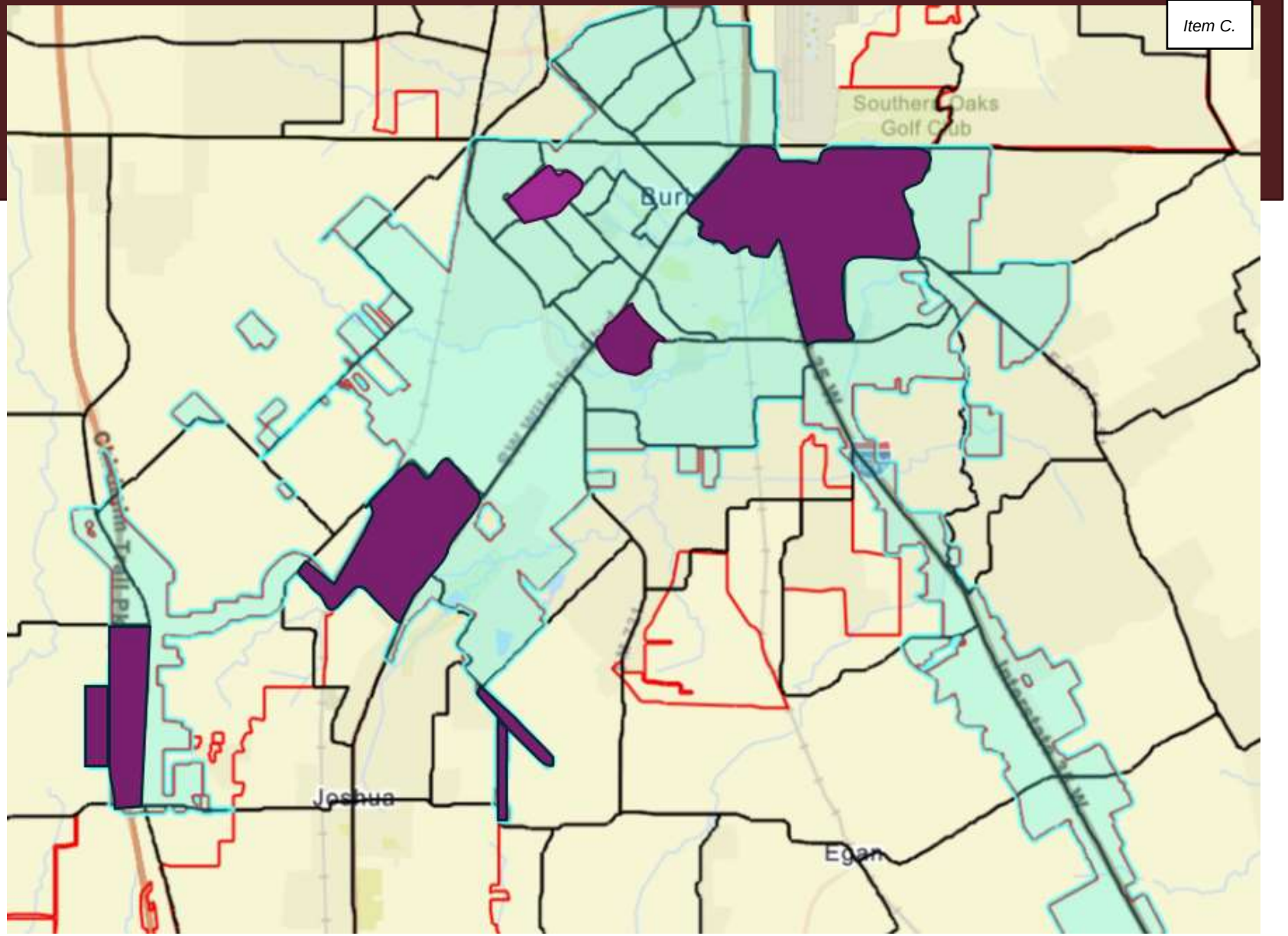

2210

SENIOR CENTER PROJECT

- Senior Center was identified by staff as a possible project for year 2027 funds
- Senior Center improvements qualify regardless of location
- Project benefits the entire community
- Long outdated ADA updates needed, not currently funded
- Grant funds can address ADA and/or energy efficiency updates

Internal ADA Upgrades*

- Common area, restrooms, internal rooms, North exit

External ADA Upgrades*

- Parking, stripping, sidewalks

Possible Energy Upgrades

- Energy light switches, update light fixtures, solar panels

*Improvements identified in the ADA Transition Plan Assessment

SENIOR CENTER PROJECT











2212

SENIOR CENTER PROJECT













PROJECT DISCUSSION

Identified CIP Projects

- Neighborhood Street Rehab (Edred, Main, Dobson, Clark, Ellison, Bufford, Edgehill, CR913)
- Renfro & Johnson Pedestrian Improvements
- FM1902 & CR910 Pedestrian Mobility
- Wicker Hill & Greenridge Reconstruction

Other Possible Projects

- Failed roads in identified blocks
- Water service lines
- New sidewalks
- Set up a home rehabilitation program

- 14 months to finish project from acceptance of proposal
- HUD has the option to not fund us the following year for missing deadlines
- Staff recommends selecting a project we believe we can expend all funds and can complete construction within the timeframe
- City funds above CDBG dollars?

PROJECT TIMELINE



December 2026	February 2027	May 2027	May - July 2027	September 2027	April/May 2028
Draft proposals due to County for review	Public Hearing and Council action to approve projects	Project Action Plans Due	Engineering RFP (Can not be under contract until release of funds)	Funds released and construction may begin	Projects to be completed

Question / Comments



Janalea Hembree
Director of Strategy and Innovation
jhembree@burlesontx.com
817.426.9299