



**REGULAR MEETING OF THE BUCHANAN CITY COMMISSION**  
**MONDAY, APRIL 27, 2026 – 7:00 PM**  
**CHAMBER OF BUCHANAN CITY HALL - 302 N REDBUD TRAIL, BUCHANAN MI**

**AGENDA**

THE COMMISSION OF THE CITY OF BUCHANAN, in compliance with Michigan’s Open Meetings Act, hereby gives notice of a regular meeting of the Buchanan City Commission to be held in the Chamber of City Hall.

\* Requests to be added to the agenda as a “Scheduled Matter from the Floor” should be submitted in writing to the City Clerk at least 5 business days prior to the scheduled meeting during which the speaker wishes to appear, and the approval of such requests remain within the discretion of the Mayor. If denied, the speaker may nonetheless speak during the “non-agenda items only” public comments section of the agenda.

\* Those who are unable to appear during a meeting but who still wish to share public comment may submit such comments in written form to the City Clerk at least 4 hours in advance of the meeting.

\* Individuals with disabilities may request necessary reasonable accommodations by submitting requests to the City Clerk, preferably at least 24 hours in advance.

\* Written requests and comments may be submitted to the City Clerk either in person or via mail to Buchanan City Hall, 302 N. Redbud Trail, Buchanan, MI 49107, or via email to [clerk@cityofbuchanan.com](mailto:clerk@cityofbuchanan.com)

**I. Call to Order**

**II. Recognition**

**A. Proclamation Recognizing Evelyn Furst for achieving the Stars & Stripes Award**

**III. Pledge of Allegiance**

**IV. Invocation-Nathan Babcock**

**V. Roll Call**

**VI. Approve Agenda**

**VII. Public Comment - Agenda Items Only (3-minute limit)**

**VIII. Consent Agenda (can be approved all in one motion, for general housekeeping items)**

**A. Minutes**- Consider approving the Public Hearing and Regular Meeting Minutes from April 13th, 2026.

**B. BARB Appointment**- Consider approving the Appointment of Brian Kill to BARB for a 3-year term.

**IX. Scheduled Matters from the Floor (if any)**

**A. Lead Service Line Replacement**- City of Buchanan FY 2027 Drinking Water Project Planning Document, Mike Schwartz with Prein and Newhof.

1) Presentation of Plan

2) Public Comments on the Lead Service Line Replacement Plan (limit 3 minutes)

3) Consider Resolution 2026.04/06, a Resolution adopting a final project planning document for water system improvements and designating an authorized project representative.

**X. Reports by: Departments, Committees, Boards**

**XI. Unfinished Business**

**A. Resolution 2026.04/04**- Consider Resolution 2026.04/04, a resolution to submit to the electors a proposal for the renewal of a millage for public transportation purposes (Niles Dial-a-Ride) at the August 4, 2026, Primary Election. *(Postponed at the 4/13/2026 Regular Meeting)*

**XII. New Business**

**A. Intergovernment Agreement for Transit Service**- Consider approving the Intergovernment Agreement for Transit Service with Niles Dial-A-Ride (DART)

**B. FY 2026-2027 Draft Budget**- Manager McGhee is submitting the draft recommended budget for the next fiscal year. Consider setting the public hearing to gather comments on the proposed draft budget for May 26th, 2026.

**C. Insurance Bid Award**- Consider awarding a Professional Services Contract for Employee Insurance Brokerage Service.

**D. Resolution 2026.04/07**- Consider Resolution 2026.04/07, a resolution considering the local government approval for the following license MCL 436.1521 a(1)(a) Redevelopment RDA License Class C at 110 Main St.

**E. Expenditures**- Consider approving the expenditures in the amount of \$101,973.32.

**XIII. Communications** *(informational only, formal board action is not necessary for these items, unless so desired)*

**A. Kathryn Park Playground Equipment**- Playground color renderings.

**XIV. Public Comment - Non-Agenda Items Only** *(3-minute limit)*

**XV. Executive Comments**

A. City Manager Comments

B. Commissioner Comments

C. Mayor Comments

**XVI. Adjourn**



**CITY OF BUCHANAN  
PROCLAMATION RECOGNIZING EVELYN FURST FOR ACHIEVING THE STARS & STRIPES  
AWARD**

**WHEREAS**, the Stars & Stripes Award is the highest achievement in the American Heritage Girls program, comparable in distinction to the Eagle Scout Award, and represents exceptional dedication, leadership, and service; and

**WHEREAS**, to earn this prestigious award, participants must complete rigorous requirements, including earning numerous badges, demonstrating leadership, completing extensive service hours, and designing and executing a significant community service project; and

**WHEREAS**, Evelyn Furst has successfully met and exceeded these requirements, including the completion of the Abigail Adams Award, multiple merit badges, leadership responsibilities, and a comprehensive service project involving over 100 hours of work and coordination of numerous volunteers; and

**WHEREAS**, Evelyn's project benefited Michiana Christian Camp, where she led efforts to replace erosion control steps along a wooded hillside, demonstrating initiative, perseverance, and a commitment to improving her community; and

**WHEREAS**, Evelyn has further demonstrated strong character, compassion, responsibility, and faith through her participation in the American Heritage Girls program, serving as a role model to her peers and younger participants; and

**WHEREAS**, Evelyn Furst is the first member of her local American Heritage Girls Troop, founded in 2006, to earn the Stars & Stripes Award, marking a significant milestone for both her troop and community;

**NOW, THEREFORE, BE IT RESOLVED**, that the City of Buchanan hereby recognizes and congratulates Evelyn Furst on earning the Stars & Stripes Award, and commends her for her outstanding leadership, service, and dedication; and

**BE IT FURTHER RESOLVED**, that the City encourages Evelyn to continue her exemplary contributions and wishes her continued success in all future endeavors.

**IN WITNESS WHEREOF**, I have hereunto set my hand and caused the Seal of the City of Buchanan to be affixed this 27<sup>th</sup> day of April, 2026.

\_\_\_\_\_  
Mayor Mark Weedon



# PUBLIC HEARINGS & REGULAR MEETING OF THE BUCHANAN CITY COMMISSION

MONDAY, APRIL 13, 2026 – 7:00 PM

CHAMBER OF BUCHANAN CITY HALL - 302 N REDBUD TRAIL, BUCHANAN MI

## MINUTES

### I. Call to Order Public Hearing # 1

The Public Hearing # 1 was called to order by Mayor Weedon at 7:00 PM.

### II. Roll Call

**Present:** Weedon, Swem, Vigansky, Money, George

### III. Opening of Public Hearing # 1

*Motion made by George, seconded by Money to open the public hearing #1 at 7:00 PM. The roll call vote carried unanimously.*

### IV. Statement of Purpose and Announcement of Rules

A. The purpose of the public hearing is to hear public comments on proposed amendments to Sections 71-5 Zoning district established; Section 71-14.A – Figure 71-A Buchanan Zoning Map; creation of Section 71-16.H Establishment of zoning districts and regulations; Section 71-18 Uses – Table 71-J Use Matrix – Accommodations- Article V Definitions and any other sections of the Unified Development Code that may be necessary to fully implement and a Short-term rental overlay district consistent with Ordinance 2025.09/443, as adopted in the City of Buchanan Code of Ordinances.

Mayor Weedon recited the Statement of purpose and announcement of rules.  
No comments were made.

### V. Close of Public Hearing # 1

*Motion made by Vigansky, seconded by Swem, to close the public hearing #1 at 7:02 PM. The roll call vote carried unanimously.*

### VI. Call to Order Public Hearing # 2

The Public Hearing #2 was called to order by Mayor Weedon at 7:02 PM.

### VII. Roll Call

**Present:** Weedon, Swem, Vigansky, Money, George

### VIII. Opening of Public Hearing # 2

*Motion made by Money, seconded by Swem to open public hearing #2 at 7:02 PM. The roll call vote carried unanimously*

### IX. Statement of Purpose and Announcement of Rules

A. The purpose of this public hearing is to gather comments on the proposed ordinance aimed at regulating, rehabilitating, and promoting the active use of vacant and underutilized buildings. This ordinance seeks to discourage nonconforming storage uses outside designated storage zones. It will also establish definitions, procedures for registration, requirements for a local responsible agent, inspection protocols, maintenance

guidelines, activation processes, fee structures, enforcement measures, hardship relief options, and appeals procedures.

Mayor Weedon recited the Statement of purpose and announcement of rules. No comments were made.

#### **X. Close of Public Hearing # 2**

*Motion made by Vigansky, seconded by George, to close the public hearing #2 at 7:04 PM.  
The roll call vote carried unanimously*

#### **XI. Call to Order the Regular Meeting**

The Regular Meeting was called to order by Mayor Weedon at 7:04 PM.

#### **XII. Recognition**

##### **A. White Cane Proclamation**

CITY OF BUCHANAN-PROCLAMATION-WHITE CANE AWARENESS WEEK-May 2–10, 2026

WHEREAS, individuals who are blind or visually impaired contribute meaningfully to the social, economic, and civic life of our community; and

WHEREAS, the white cane is a symbol of independence, confidence, and self-reliance for people who are blind or visually impaired, enabling safe and independent travel; and

WHEREAS, White Cane Awareness Week serves to educate the public about the rights, abilities, and needs of individuals who are blind or visually impaired, and to promote understanding and inclusion; and

WHEREAS, the Lions Club has a long-standing commitment to supporting vision care, preventing blindness, and advocating for individuals who are blind or visually impaired; and

WHEREAS, the Buchanan-Galien Lions Club has requested that the City recognize White Cane Awareness Week to help raise awareness and encourage community support; and

WHEREAS, it is important to recognize and uphold laws that ensure the safety and rights of pedestrians who use white canes or guide dogs; and

WHEREAS, increasing awareness helps foster a more inclusive community where all residents can navigate public spaces safely and with dignity;

NOW, THEREFORE, I, Mark Weedon, Mayor of the City of Buchanan, Michigan, do hereby proclaim May 2 through May 10, 2026, as WHITE CANE AWARENESS WEEK in the City of Buchanan, and encourage all residents to recognize the importance of accessibility, to respect the rights of individuals who are blind or visually impaired, and to support the efforts of the Buchanan-Galien Lions Club in promoting safety, awareness, and inclusion throughout our community.

IN WITNESS WHEREOF, I have hereunto set my hand and caused the Seal of the City of Buchanan to be affixed this 13 day of April, 2026.

#### **XIII. Pledge of Allegiance**

The Pledge of Allegiance was recited.

#### **XIV. Invocation**

Invocation was given.

#### **XV. Roll Call**

**Present:** Mayor Mark Weedon, Mayor Pro Tem Patrick Swem, Commissioner Larry Money, Commissioner Raquell George, Commissioner Dan Vigansky

**Absent:** None.

**City Staff:** City Manager Tony McGhee, City Clerk Kalla Langston-Weiss, Chief of Police Harvey Burnett

**XVI. Approve Agenda**

*Motion was made by George, seconded by Vigansky to approve the agenda as presented. Voice votes carried unanimously.*

**XVII. Public Comment - Agenda Items Only** (3-minute limit)**XVIII. Consent Agenda** (can be approved all in one motion, for general housekeeping items)**A. Minutes**

1) Consider approving the Public Hearing & Regular Meeting Minutes from March 23rd, 2026.

2) Consider approving the Workshop Meeting Minutes from March 17th, 2026.

**B. Department Head Reports-** Consider accepting monthly reports.**C. Brownfield Authority Appointments-** Consider the appointments of Mayor Pro Tem Patrick Swem, Commissioner Dan Vigansky, City Treasurer Deborah Perez, Emma Lysy, and Bryan Virgil to the Brownfield Authority for the following terms:

1 year- Dan Vigansky

2 year- Emma Lysy

2 year- Bryan Virgil

3 year- Patrick Swem

3 year- Deborah Perez

*Motion was made by Swem, seconded by George to approve the consent agenda as presented. Voice votes carry unanimously.*

**XIX. Scheduled Matters from the Floor** (if any)**A. Water & Sewer Rate Presentation-** Andy Campbell, CPA with Bendzinski & Co.

A presentation was given on the Water and Sewer Funding Plan outlining significant capital improvement needs, regulatory requirements, and rate impacts; summary: the City faces over \$20 million in water system needs and must continue 8% annual rate increases to maintain infrastructure and compliance. Staff explained that the sewer system is in relatively better condition due to recent investments while the water system requires substantial future work; summary: sewer improvements are largely caught up, but the water system still has major long-term costs ahead. Discussion included grant opportunities such as the State Revolving Fund and congressional earmarks, along with the challenges of qualifying for funding; the City will aggressively pursue grants, though eligibility limitations may reduce success.

**XX. Reports by: Departments, Committees, Boards****A. Clerk Department-** Voter Education Campaign and City Commissioner Filing Deadlines. Langston- Weiss provided a report on the upcoming 2026 election cycle, including a planned voter education campaign utilizing community outreach, social media, and public engagement efforts, and announced that nominating petitions are available with a filing deadline of April 21, 2026.**XXI. Unfinished Business****A. Ordinance 2026.04/448-** Consider the second reading and enactment of Ordinance 2026.04/448, an ordinance to provide for and regulate short-term rental uses and amend

the unified development code of the City of Buchanan to provide for a short-term rental overlay district and to protect public health, safety, and welfare.

Ordinance 2026.04/448, which amends the Unified Development Code to align with the previously adopted short-term rental ordinance by establishing a short-term rental overlay district and correcting inconsistencies between the zoning code and prior ordinance language. Staff clarified that the ordinance does not introduce new regulations but rather serves as an administrative update to ensure consistency between adopted policies and zoning provisions.

*The motion was made by Vigansky, seconded by George to approve the second reading and enactment of Ordinance 2026.04/448 as the request meets the required standards under section 71-35.B.2 of the Unified Development Ordinance for a text amendment. Roll call vote carried unanimously.*

- B. Ordinance 2026.05/449**- Consider the first reading of Ordinance 2026.05/449, the ordinance is to regulate, rehabilitate, and promote the active use of vacant and underutilized buildings; to discourage nonconforming storage uses outside storage zones; to establish definitions, register, local responsible agent, inspection, maintenance, activation, fees enforcement, hardship relief, appeals; and to protect public health, safety, and welfare. Additionally, scheduling the second public hearing for the second reading of Ordinance 449 for May 11th, 2026.

The ordinance is intended to encourage rehabilitation and active use of properties while discouraging prolonged vacancy and nonconforming storage uses. Key components of the ordinance include the creation of registration requirements for qualifying properties, designation of a local responsible agent, inspection and maintenance standards, activation plans for reuse, fee structures for noncompliance, and enforcement provisions including appeals and hardship relief options. Staff emphasized that the ordinance is designed to promote reinvestment and reduce negative impacts associated with vacant structures while providing flexibility for property owners who demonstrate progress toward reactivation. Discussion included concerns regarding enforcement, particularly in cases involving foreclosures or financial hardship, and clarification that activation plans and exemptions may be used to accommodate such situations.

*Motion made by Money, seconded by Swem to approve the first reading of Ordinance 2026.05/449, as presented and scheduled public hearing #2 for May 11<sup>th</sup>, 2026. Roll call votes are carried unanimously.*

## XXII. New Business

- A. Resolution 2026.04/03**- A Resolution setting the schedule of fees and changes for Oak Ridge Cemetery.

Cemetery fees were updated to reflect current costs.

*Motion made by George, seconded by Vigansky to approve Resolution 2026.04/03, as presented. Roll call votes are carried unanimously.*

- B. Resolution 2026.04/04**- A Resolution to submit to the electors a proposal for the renewal of a millage for public transportation purposes (Niles Dial-a-Ride) at the August 4, 2026, Primary Election.

The millage proposal was delayed pending further coordination.

*Motion made by Swem, seconded by Money to postpone Resolution 2026.04/04 to the April 27<sup>th</sup> Regular Meeting. Roll call votes are carried unanimously.*

- C. Resolution 2026.04/05**- A Resolution to negotiate the summer school tax collection fee. *Motion made by Swem, seconded by Vigansky to approve Resolution 2026.04/05, as presented. Roll call votes are carried unanimously.*

- D. Seasonal Portable Restroom Rental & Service Bid**- Consider approving the Bid to Kerkstra Portable Restroom Service.  
The bid was for seasonal park restroom service.  
*Motion made by Swem, seconded by George to approve the bid to Kerkstra, as presented. Roll call votes are carried unanimously.*
- E. RAP Grant**- consider authorizing the City Manager to execute the RAP Grant Agreement from MEDC.  
This is to move the city forward by accepting a grant supporting downtown improvements.  
*Motion made by Swem, seconded by Vigansky, to authorize City Manager McGhee to execute the RAP Grant Agreement. Roll call votes carried unanimously.*
- F. Professional Engineering Services Agreement**- Consider approving the USDA-RD Phase 2 project planning document and preliminary engineering agreement.  
Preliminary engineering work for upcoming infrastructure projects.  
*Motion made by George, seconded by Vigansky, to approve the USDA-RD Phase 2 project planning and preliminary engineering agreement, as presented. Roll call votes carried unanimously.*
- G. DDA Plan Amendments**- Consider authorizing Clerk Langston to proceed with the notification requirements for the DDA Plan Amendment, as recommended by the Downtown Development Authority, with the Public Hearing to be scheduled for May 26th, 2026, at 7:00 PM.  
The DDA approved by Resolution to proceed with the DDA Plan Amendment to the City Commission.  
*Motion made by Money, seconded by Vigansky to authorize Clerk Langston to proceed with notification requirements for the DDA Plan Amendment and schedule the Public Hearing for May 26<sup>th</sup>, 2026. Roll call votes carried unanimously.*
- H. Budget Amendments**- Consider approving Budget Amendments #2 (FY2025-2026).  
*Motion made by Swem, seconded by George, to approve Budget Amendments #2, as presented. Roll call vote carried unanimously.*
- I. Expenditures** - Consider approving the expenditures for April 13, 2026.  
*Motion made by Vigansky, seconded by George, to approve the expenditures in the amount of \$76,538.72. Roll call votes carried unanimously.*

**XXIII. Communications** (*informational only, formal board action is not necessary for these items, unless so desired*)

**XXIV. Public Comment - Non-Agenda Items Only** (*3-minute limit*)

**Alice Kring** from the Fine Arts Council addressed the Commission regarding concerns about parking access behind the Tin Shop Theatre, noting the impact on operations, lack of prior communication, and potential safety concerns related to emergency access.

A representative from Berrien County Cancer Services announced an upcoming fundraiser scheduled for May 21 and provided information about services offered to residents, including support programs and outreach efforts.

**Jerry Flenar** from the McCoy Creek Trail Group provided an update on trail progress, noting that the trail is approximately 99% complete, and highlighted recent events and volunteer contributions.

**Dr. Redding** from ALR announced a job fair and open house event, inviting the public to attend and learn more about employment opportunities.

**XXV. Executive Comments**

A. City Manager Comments

**City Manager McGhee** provided updates on the downtown project, noting that final punch list items are expected to be completed by mid-May, including tree planting, striping, and light pole painting. He also addressed concerns regarding parking near the Tin Shop Theatre, explaining that restrictions are due to increased activity in the area and structural limitations of the culvert, which is not designed for vehicular traffic. He further noted that upgrading the culvert to support vehicles would require a significant capital investment that is not currently feasible.

B. Commissioner Comments

**Commissioner George** raised concerns regarding the use of electric bicycles, scooters, and motorized bikes within the city, noting unsafe behavior such as failure to stop at stop signs and operation on sidewalks. He also promoted upcoming community events, including Cleanup Day on May 2, Run Buchanan, Sip Buchanan, and Cruise Buchanan, and encouraged community participation and volunteer involvement.

**Commissioner Vigansky** commented on the increasing volume of FOIA requests, noting that they create a significant administrative burden on staff and are often for information that is already publicly available. He encouraged residents to seek information through available resources or by contacting commissioners directly before submitting formal FOIA requests.

**Mayor Pro Tem Swem** commented on the importance of long-term infrastructure planning, noting that past generations did not consistently invest in capital improvements, which has contributed to current system challenges.

**Commissioner Money** expressed support for the financial planning approach presented, acknowledging the difficulty of rate increases but recognizing their necessity to maintain system reliability and avoid higher future costs.

C. Mayor Comments

**Mayor Weedon** provided closing remarks, noting that the Commission had covered a significant amount of business during the meeting and acknowledging the length and complexity of the discussion.

**XXVI. Adjourn**

*Motion made by Vigansky, seconded by Money, to adjourn the meeting at 8:28 PM. Roll call vote carried unanimously.*

---

Kalla Langston-Weiss, City Clerk

---

Mayor Mark Weedon

# Memorandum



Date: April 22, 2026  
To: Buchanan City Commission  
From: Tony McGhee  
**Subject: State of Michigan Drinking Water State Revolving**

---

Staff is requesting Commission approval to submit a Drinking Water State Revolving Fund application to the State of Michigan for funding assistance for lead service line replacements within the City's water system. Based on the project planning presentation, the City is looking at a Fiscal Year 2027 project with an estimated cost of approximately \$2.3 million to replace roughly 200 lead service lines. The intent of this submittal is to position the City to secure low interest financing to continue addressing one of the most significant infrastructure obligations facing water systems across the state.

The Drinking Water State Revolving Fund, commonly referred to as the DWSRF, is a low interest loan program administered through the State of Michigan to help public water suppliers fund needed drinking water infrastructure improvements. EGLE describes the program as a financing tool to help water suppliers meet Safe Drinking Water Act requirements and address environmental and public health concerns. In practice, communities submit a Project Planning Document, hold a properly noticed public meeting, address public comments, and compete for placement on the state's annual funding list. The program is competitive because demand for funding exceeds the dollars available each year. For Buchanan, this program is an important opportunity because it provides access to capital at terms that are generally more favorable than conventional borrowing.

Michigan's lead service line requirements are among the more aggressive in the country and were adopted in response to the significant public health risks associated with lead in drinking water. The rule is built around the principle that public water systems must not only monitor for lead and copper, but also take affirmative steps to identify, inventory, and remove lead service lines over time. Even where a lead action level exceedance has not occurred, the obligation to move toward replacement still exists for systems with known lead or GPCL lines. The overall goal is long term protection of public health by removing lead bearing infrastructure from the drinking water system entirely.

## Memorandum

The effect for communities like Buchanan is that lead service line replacement has become a long-term infrastructure compliance issue that carries both operational and financial consequences. These replacements are costly, disruptive, and difficult to complete solely with local resources. That is why participation in the DWSRF process is so important. It gives the City a realistic financing path to continue making progress on compliance while managing the cost over time in a more responsible way.

Approval of this resolution does not obligate the City to proceed with construction immediately, but it is a necessary step to keep the City eligible for this funding opportunity and to continue moving forward with compliance planning for lead service line replacement.

### **Staff Recommendation**

Staff recommends that the Buchanan City Commission approve the resolution authorizing submittal of the City's Drinking Water State Revolving Fund application and Project Planning Document to the State of Michigan for lead service line replacement funding.

**Attachment A: DWSRF Presentation**

**Attachment B: Resolution to Apply for DWSRF Funding**

# Attachment A





# Drinking Water State Revolving Fund Project Planning Document – Fiscal Year 2027



City of Buchanan Council Meeting  
April 27, 2026

Prein & Newhof

# Introduction

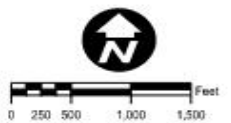
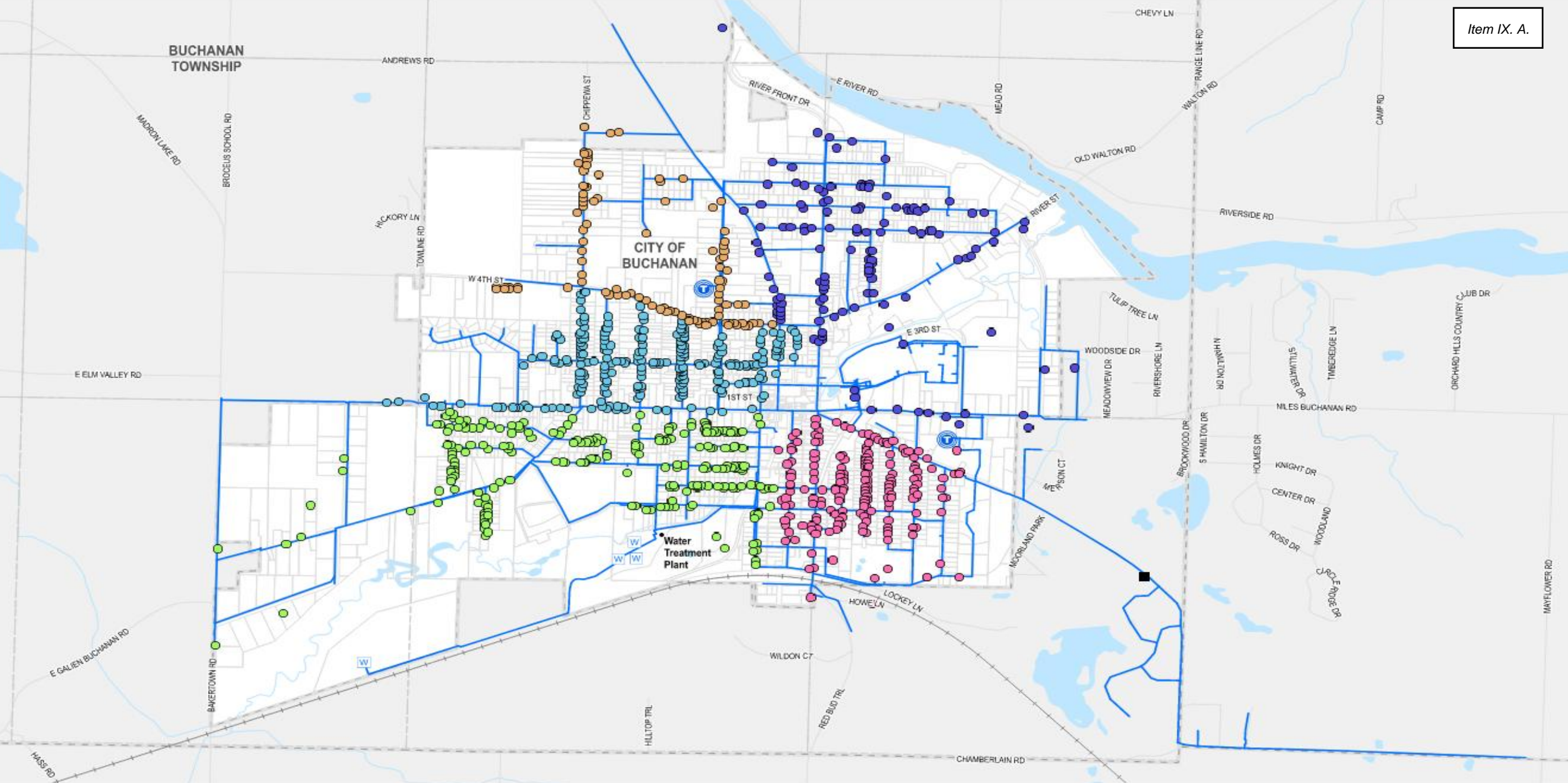
1. Sign In Sheet
2. Existing System Needs
3. DWSRF Program Overview
4. Overburdened Communities
5. FY 2027 Recommended Projects
6. Cost Estimates
7. Project Financing, Cost to Users
8. Anticipated Social/Environmental Impacts and Mitigation
9. Next Steps



BUCHANAN TOWNSHIP

CITY OF BUCHANAN

Water Treatment Plant



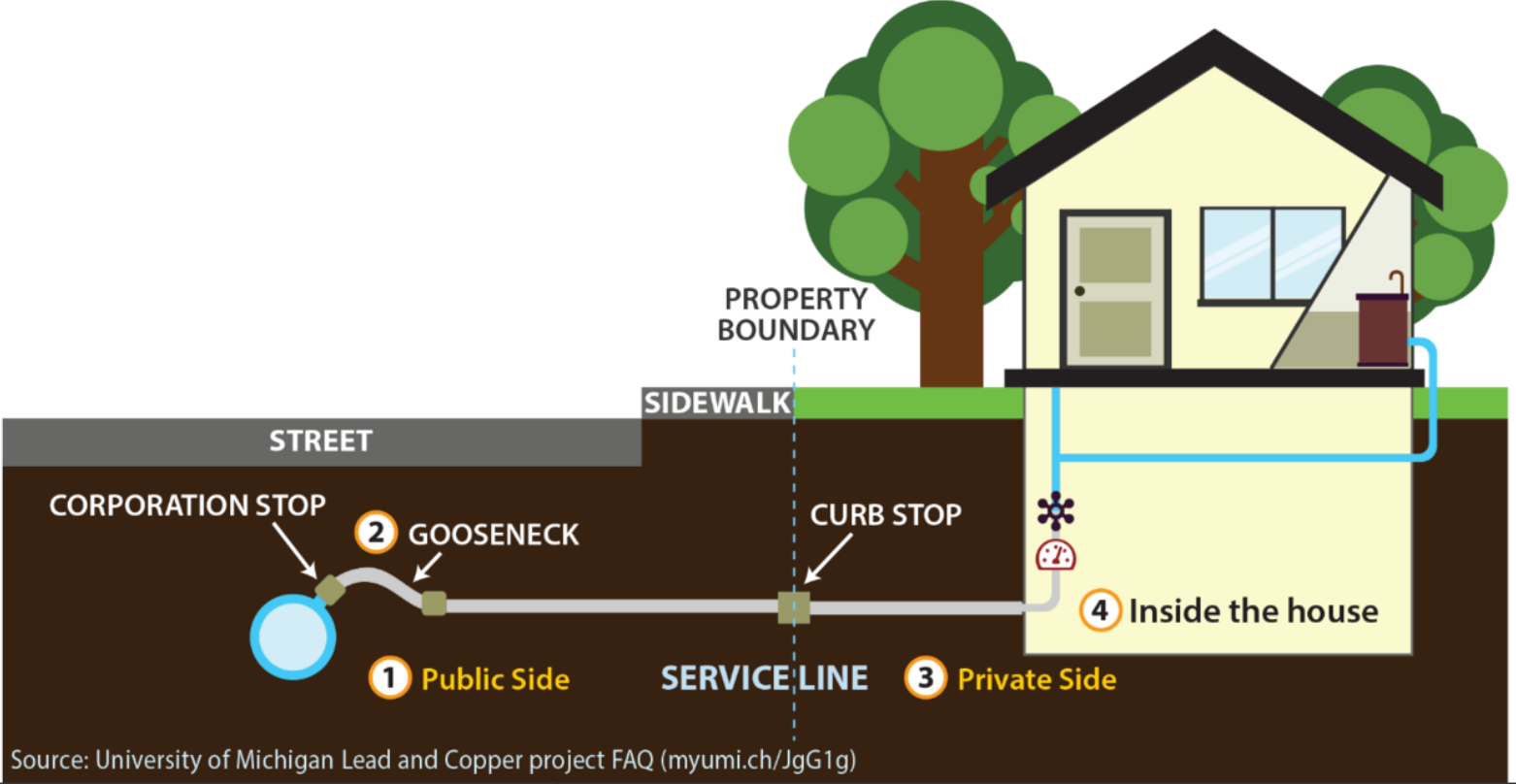
**LSLR Locations by Replacement Year**

- 2027
- 2028
- 2029

**LEGEND**

- 2030
- 2031
- Water Main
- W Well
- T Water Tower
- Booster Station

# Existing System Needs



Lead Service Lines

Source: University of Michigan Lead and Copper project FAQ (myumi.ch/JgG1g)

<https://graham.umich.edu/>

# DWSRF Program Overview

- Drinking Water State Revolving Fund
- Low interest loan program
- FY27: ~3%, 20 years loan
- Project Planning Document (PPD)
- Public Meeting has been noticed for >10 days
- Project Planning Document available for public to review; written comments solicited
- Today's discussion will be summarized, and public comment addressed in final PPD to be submitted by June 1, 2026

The screenshot shows the website for the Michigan Department of Environment, Great Lakes, and Energy. The page title is "Clean Water State Revolving Fund". The navigation menu includes "About Us", "For the Public", "Regulatory Assistance", "Maps and Data", "Newsroom", "Outreach", "FAQs", and "Contact Us". The breadcrumb trail is "Home > Regulatory Assistance > Grants and Financing > Clean Water State Revolving Fund".

The main content area contains the following text:

The Clean Water State Revolving Fund (CWSRF) is a low interest loan financing program that assists qualified local municipalities with the construction of needed water pollution control facilities.

For questions on the program, contact the Water Infrastructure Funding and Financing Section.

EGLE received over 250 Intent to Apply (ITA) forms totaling over \$2.2 billion from applicants

**Contact**  
 Water Infrastructure Financing Section  
[EGLE-WIFFS@michigan.gov](mailto:EGLE-WIFFS@michigan.gov)  
 517-284-5433  
[SRF Project Managers Contact Information](#)

- **COMPETITIVE:**  
Demand far exceeds available funding

# Overburdened Communities

---

- New Definitions - no longer “disadvantaged”
- The City of Buchanan is not expected to qualify as overburdened
- Increased chance of funding and principal forgiveness

# Project Financing, Cost to Users

---

- Estimated FY 2027 Project Cost: \$2,300,000 (200 services)
- DWSRF loan assumed at 3% for 20 years
- City of Buchanan system has 2,091 REUs
- Cost per REU FY 2027: about \$6.16 per month before principal forgiveness
- No additional fees

# Anticipated Social/Environmental Impacts and Mitigation

## Beneficial Impacts:

- Job creation, open market competitive bid process
- Compliance with EGLE Lead and Copper Rule
- Better protection of water quality

## Temporary Adverse Impacts:

- Construction noise
- Traffic Disruption
- Water Service Disruption

## Overall Impacts:

- No effect on air quality, wild or scenic rivers, wetlands, or floodplains
- Coordination with local agencies to minimize any historical, archaeological, cultural, or recreational area disturbances that will occur

## Mitigation:

- Construction Contract will require: maintenance of local traffic, limited work hours, all necessary construction permitting

# Next Steps

---

- Remember to fill out Sign In Sheet
- Public Comment Period/Q&A (ends tonight)
- We will document and address specific concerns from today and include them in PPD
- We will address written comments received during public notice period
- After closing the public comment period, the City of Buchanan will pass a resolution to formally adopt the project planning document and the selected alternative
- P&N make final edits to PPD; submit DWSRF PPD to EGLE by June 1, 2026

# Questions?

Mike Schwartz, P.E.

[mschwartz@preinnewhof.com](mailto:mschwartz@preinnewhof.com)

# Attachment B





**CITY OF BUCHANAN, COUNTY OF BERRIEN  
RESOLUTION 2026.04/06**

**A RESOLUTION ADOPTING A FINAL PROJECT PLANNING DOCUMENT FOR WATER SYSTEM  
IMPROVEMENTS AND DESIGNATING AN AUTHORIZED PROJECT REPRESENTATIVE**

WHEREAS, the CITY OF BUCHANAN recognizes the need to make improvements to its existing water treatment and distribution system; and

WHEREAS, the CITY OF BUCHANAN authorized PREIN&NEWHOF to prepare a Project Planning Document, which recommends the construction of IMPROVEMENTS TO THE WATER SYSTEM FOR REPLACING LEAD SERVICE LINES; and

WHEREAS, said Project Planning Document was presented at a Public Hearing held on APRIL 27, 2026, at 7:00 p.m. and all public comments have been considered and addressed;

NOW THEREFORE BE IT RESOLVED, that the CITY OF BUCHANAN formally adopts said Project Planning Document and agrees to implement the selected alternative TO CONSTRUCT REFERENCED IMPROVEMENTS TO THE WATER SYSTEM.

BE IT FURTHER RESOLVED, that the CITY MANAGER OF THE CITY OF BUCHANAN, a position currently held by Anthony C. McGhee, is designated as the authorized representative for all activities associated with the project referenced above, including the submittal of said Project Planning Document as the first step in applying to the State of Michigan for a Drinking Water State Revolving Fund Loan to assist in the implementation of the selected alternative.

Yeas (names of Members voting Yes):

Nays (names of Members voting No)

I certify that the above Resolution was adopted by CITY OF BUCHANAN on APRIL 27, 2026.

BY: Kalla Langston-Weiss, City Clerk

\_\_\_\_\_  
Signature



Date: 4/8/2026  
To: City Commission  
From: Kalla Langston-Weiss, City Clerk  
Subject: Discussion of Dial-A-Ride Millage Renewal, Agreement Extension, and Potential Rate Reduction

### Overview

At its last meeting, the City Commission postponed action on the attached resolution to allow additional discussion with the Niles Dial-A-Ride Transportation System (DART) regarding a possible extension of the service agreement and the potential for a reduced millage rate. These discussions are intended to determine whether revised terms can be presented before asking voters to consider renewal of the millage supporting public transportation services for Buchanan residents.

### Background

The City of Buchanan has historically levied a millage to fund public transportation services, ensuring residents have access to essential mobility options, including medical appointments, employment, and daily activities. This service is currently provided through the Niles Dial-A-Ride system.

### Proposal Details

- Agreement Extension: Staff worked with DART regarding a possible extension of the service agreement for continued public transportation services.
- Millage Rate Review: Staff also discussed whether a reduced millage rate may be feasible.
- Revised Proposal options are attached.

### Ballot Language

If the proposed millage rate or agreement terms change, the ballot language and estimated revenue figures will need to be updated before final Commission consideration.

The proposed Dial-A-Ride millage renewal of **1.0 mill** is projected to generate approximately **\$120,048 annually**, compared to the current estimated annual service cost of approximately **\$90,000**.

Projected annual revenues at alternative millage rates are as follows:

- **1.00 mil** → ~\$120,049
- **0.90 mil** → ~\$108,044
- **0.85 mil** → ~\$102,041

- **0.80 mil** → ~\$96,039
- **0.75 mil** → ~\$90,036 (approximately break-even)
- **0.70 mil** → ~\$84,034 (below current cost)

**Ballot Proposal Language**

**CITY OF BUCHANAN  
DIAL-A-RIDE MILLAGE RENEWAL**

*Shall the City of Buchanan be authorized to renew and levy a total of ## mill on the taxable value of all taxable property in the City of Buchanan, which is equal to \$#.## per each \$1,000 of taxable value, for the purpose of providing public transportation including the operation of the “Dial-A-Ride” Bus System, currently operated by Niles Dial-A-Ride, more commonly known as “DART,” and more properly known as the “Dial-A-Ride Transportation System,” for a period of four (4) consecutive years, to be levied in 2027, 2028, 2029, and 2030?*

*The amount of revenue generated in the first year of the levy (2027) will be approximately \$#####. The proposed millage is a renewal of a previously authorized millage.*

**Recommendation**

This item is presented for continued Commission discussion for possible millage reduction and to consider approving Resolution 2026.04/04 with the millage rate and estimated tax value.

**Attachments**

- Resolution 2026.04/04



**City of Buchanan, County of Berrien  
Resolution 2026.04/04**

**A RESOLUTION TO SUBMIT TO THE ELECTORS A PROPOSAL FOR THE RENEWAL OF A MILLAGE FOR PUBLIC TRANSPORTATION PURPOSES (NILES DIAL-A-RIDE) AT THE AUGUST 4, 2026, ELECTION**

**WHEREAS**, the City of Buchanan has previously authorized a millage for the purpose of providing public transportation services, including the operation of the Dial-A-Ride Transportation System; and

**WHEREAS**, the City Commission has determined that it is in the best interest of the City to renew said millage in order to continue funding public transportation services for residents; and

**WHEREAS**, the City Commission desires to submit to the electors of the City of Buchanan a proposal to renew a millage of one (1) mill for a period of four (4) years, to be levied in 2027 through 2030, inclusive;

**1. Ballot Proposal.** The following proposition shall be submitted to the qualified electors of the City of Buchanan at an election to be held on Tuesday, August 4, 2026:

**City of Buchanan Proposal  
Dial-A-Ride Millage Renewal**

*Shall the City of Buchanan be authorized to renew and levy a total of one (1) mill on the taxable value of all taxable property in the City of Buchanan, which is equal to \$1.00 per each \$1,000 of taxable value, for the purpose of providing public transportation including the operation of the “Dial-A-Ride” Bus System, currently operated by Niles Dial-A-Ride, more commonly known as “DART,” and more properly known as the “Dial-A-Ride Transportation System,” for a period of four (4) consecutive years, to be levied in 2027, 2028, 2029, and 2030?*

*The amount of revenue generated in the first year of the levy (2027) will be approximately \$120,048.55. The proposed millage is a renewal of a previously authorized millage.*

**2. Certification.** The City Clerk is hereby directed to certify this resolution and ballot language to the Berrien County Clerk and any other required officials within the timeframes prescribed by law.

**3. Authorization.** The City Clerk and City officials are authorized to take all necessary actions to comply with election laws and to place this proposal on the ballot.

AYES: \_\_\_\_\_

NAYS: \_\_\_\_\_

ABSENT: \_\_\_\_\_

RESOLUTION DECLARED ADOPTED.

**CERTIFICATION**

I hereby certify that the foregoing is a true and complete copy of a resolution adopted by the Buchanan City Commission at a regular meeting held on April 13<sup>th</sup>, 2026, in accordance with the Open Meetings Act, Act 267 of 1976, as amended, at which a quorum was present.

\_\_\_\_\_

Kalla Langston- Weiss, City Clerk

\_\_\_\_\_

Date



Date: 4/23/2026  
To: City Commission  
From: Kalla Langston-Weiss, City Clerk  
Subject: Recommendation to Approve Extension of Intergovernmental Agreement with City of Niles (DART Services)

**Background:**

The City of Buchanan currently contracts with the City of Niles for public transportation services through the Niles Dial-A-Ride (DART) system. The existing Intergovernmental Agreement is set to expire on December 31, 2026. The City of Niles has formally requested renewal of this agreement, noting continued strong ridership and expanded service benefits to Buchanan residents, including regional connectivity and increased usage trends.

**Proposed Action:**

The proposed extension would continue transit services through December 31, 2030, maintaining the current service structure and funding mechanism, which utilizes the City's dedicated transportation millage.

**Considerations:**

- The service provides essential transportation options for residents, including access to employment, medical services, and regional transit connections.
- Ridership trends indicate ongoing and increasing utilization of the service.
- The agreement structure places operational responsibility on Niles DART, minimizing administrative burden on the City of Buchanan.
- Continued funding is dependent on the voter-approved transportation millage.

**Recommendation:**

It is recommended that the City Commission approve the extension of the Intergovernmental Agreement with the City of Niles for DART services through December 31, 2030, contingent upon the successful passage of the transportation millage ballot proposal.



## CITY OF NILES

April 17, 2026

Tony McGhee  
City of Buchanan, MI  
302 N. Redbud Trail  
Buchanan, MI 49047

Dear Tony:

It has been a privilege to provide public transportation services to the citizens of Buchanan. The feedback from public transportation users has been and still very positive and we have been able to increase transportation options for your residents.

We are continuing to see ridership increase in Buchanan, with an average of 5,500 ridership trips annually, and noticing a trend of more people wanting to go into Buchanan as well. Another option that has been added is for riders to get to Indiana via the route bus meeting with TRANSPO four times a day, Monday through Friday.

The City of Niles is hopeful we can renew the public transportation agreement which is due to expire on December 31, 2026. This arrangement greatly benefits the residents of both communities.

Please let me know if you require any further information or discussion.

Sincerely,

Pepper Miller  
DART Manager

### UTILITIES DEPARTMENT

Member Michigan Municipal League

333 N. 2<sup>nd</sup> St., Ste. 201 • PO Box 217 • Niles, Michigan 49120

Phone 269.683.4700

[nilesmi.org](http://nilesmi.org)

Fax 269.683.3540

## INTERGOVERNMENTAL AGREEMENT FOR TRANSIT SERVICE

This Intergovernmental Agreement for Transit Service ("Agreement") is made this \_\_\_ day of \_\_\_, 2026 ("Effective Date") by and between the City of Niles, Michigan, a Michigan home rule City, having the address of 333 North 2<sup>nd</sup> Street, Niles Michigan 49120 ("Niles") and the City of Buchanan, Michigan, a Michigan home rule city, having the address of 302 North Redbud Trail, Buchanan, Michigan 49107 (hereinafter "Buchanan") (each individually a "Party" and collectively the "Parties").

WHEREAS, Buchanan wishes to provide public bus transit services to its citizens and members of the public and have Niles Dial-A-Ride ("DART") service provide these same services through operation and maintenance of a public transit system for Buchanan pursuant to the terms of this Agreement;

WHEREAS, the Parties are authorized to enter into this Agreement under Michigan Public Act 35 of 1951, being MCL 124.1, et seq.; and

WHEREAS, the Parties find it in the best interest of the public health, safety and welfare to provide such transit service to Buchanan and the Parties now wish to formally memorialize their obligations related to providing the transit services specified in this Agreement.

NOW THEREFORE, in consideration of the mutual promises herein and other good and valuable consideration, the receipt and adequacy of which is acknowledged, the Parties agree as follows:

### 1.0 Service

1.1 General. Throughout the term of this Agreement, the City of Niles DART shall provide transit service as set forth below, in compliance with all applicable law, including without limitation applicable Federal law.

1.2 The City of Niles DART agrees to provide demand response and/or deviated fixed route transit service to the citizens of Buchanan and the surrounding area from 7:00 a.m. to 5:00 p.m. Monday through Friday and 10:00 a.m. to 3:00 p.m. on Saturday, with the exception of major holidays, training dates, and inclement weather closures as determined by the City of Niles and DART management.

1.3 Additional Service. Additional transit service may be provided by Niles DART, in its discretion, as Niles determines appropriate given the demand for service, available resources, and cost allocation. Additional transit service shall be at Niles' sole cost, unless the parties enter into a dated written amendment to this Agreement for additional services at a rate different from that set in this Agreement

1.4 Buses. Niles shall provide buses sufficient to operate during posted service hours. Buchanan shall not be responsible for capital rolling stock acquisition or for costs associated with replacement of buses necessary to provide service.

1.5 Marketing. Niles DART shall provide all marketing and advertising products, materials, route maps, and schedules for the Service.

## **2.0 Term and Termination.**

2.1 Term. This Agreement shall commence on the Effective Date, and shall continue in full force and effect until December 31, 2030, unless sooner terminated as herein provided. This Agreement shall only renew upon a dated written agreement between the parties.

2.2 Termination. Either Party may terminate this Agreement for cause at any time during the Term of this Agreement upon one hundred eighty (180) calendar day's prior written notice, for cause.

## **3.0 Payment**

3.1 Payment. During the term of this Agreement, Buchanan shall pay Niles DART for the Service the entire amount of Buchanan's revenue generated from its dedicated transportation millage (approximated to be \$90,000.00 per year). Payment shall be made following the State of Michigan tax schedule (remit taxes collected the 1<sup>st</sup>-15<sup>th</sup> of the month and the 16<sup>th</sup> through end of month, within 10 days). In the event of termination before the end of a fiscal year, the millage amount to be paid to Niles shall be prorated for the days of Service provided in that fiscal year.

## **4.0 Operation**

4.1 General. Niles DART agrees that the Service shall be operated consistent with the description under Section 1 of this Agreement, which may be modified from time to time upon execution of a dated written amendment to this Agreement, and consistent with the general practices and procedures of Niles DART.

4.2 Signage and Bus Stops. As of the signing of this agreement, there are no active bus stops, signs or shelters in the City of Buchanan. No new signs, stops, or shelters shall be erected on municipal property without the prior dated written agreement of the Parties. Costs associated with any construction, improvement, and/or maintenance of signage, bus stops, and/or bus shelters located on municipal property within the city limits of Buchanan shall be established as a part of the aforementioned agreement.

4.3 Fares. Fares will be set in accordance with the DART Fare Change policy, which requires a public hearing and review by the Niles City Council.

4.4 Hours of Operation. The Service shall be provided consistent with days and hours of operation, including holiday closures, of Niles DART.

4.5 General Manager. The Niles DART General Manager, or designee, shall be solely responsible for the day-to-day operations of the Service, including coordination and oversight of all transit-related consultants, oversight of all marketing activities, providing information about the Service to the public and business community, applying for and tracking grants, ridership and routing analysis, capital rolling stock maintenance; and acquisition, facility acquisition, construction and maintenance costs; complaint monitoring and response, and all other job functions as noted in the General Manager's Niles DART job description.

## **5.0 Miscellaneous.**

5.1 Governing Law and Venue. This Agreement shall be governed by the laws of the State of Michigan and any disputes concerning the provisions hereof shall be brought in the court of competent jurisdiction located in the County of Berrien, State of Michigan.

5.2 No Waiver. Delays in enforcement or the waiver of any one or more defaults or breaches of this Agreement by any Party shall not constitute a waiver of any of the other terms or obligations of this Agreement.

5.3 Integration. This Agreement constitutes the entire agreement between the Parties and supersedes all prior oral or written communications, discussions, negotiations and drafts.

5.4 Third Parties. There are no intended third-party beneficiaries to this Agreement.

5.5 Notice. Any notice under this Agreement shall be in writing, and shall be deemed sufficient when directly presented or sent pre-paid, first class U.S. Mail to the Party at the address set forth on the first page of this Agreement.

5.6 Modification. This Agreement may only be modified or amended upon a dated written agreement of the Parties. No agent, employee, or representative of either Party is authorized to modify any term of this Agreement, either directly or impliedly by a course of action.

5.7 Governmental Immunity. Both Parties and their officers, attorneys and employees, are relying on, and do not waive or intend to waive by any provision of this Agreement, the monetary limitations or any other rights, immunities or protections provided by Michigan law. Notwithstanding any provision herein, Buchanan shall, to the extent allowed by law, indemnify and hold Niles harmless for any claim or cause of action or liability for same for any occurrence or incident prior to the date of this Agreement.

5.8 Assignment; Subcontracting. Neither Party shall assign or otherwise transfer any interest in this Agreement, or enter into any assignment of or subcontract for the provision of any of the Services to be performed under this Agreement, without the prior dated written consent of the other party.

5.9 Independent Contractor Relationship. The relationship of Niles DART to Buchanan is and shall continue to be that of an independent contractor and no liability or benefits, such as worker's compensation, pension rights or liabilities, arising out of or related to a contract for hire or an employer/employee relationship, shall arise or accrue to either party or either party's agents or employees as a result of the performance of this Agreement. Nothing contained herein shall be deemed or construed by the parties hereto, nor by any third party, as creating an agency relationship, or a partnership or joint venture between the parties hereto, it being understood and agreed that none of the provisions contained herein, nor any acts of the parties hereto, shall be deemed to create any relationship between the parties hereto other than an independent contractor relationship.

5.10 Severability. If any one or more provisions of this Agreement or the application thereof to

any person or circumstance shall to any extent be declared or determined to be invalid or unenforceable, the validity, legality and enforceability of the remainder of this Agreement, or the application of such provisions to persons or circumstances other than those as to which it is invalid or unenforceable, shall not be affected or impaired thereby, and each provision of this Agreement shall be valid and enforceable to the fullest extent permitted by law.

5.11 Captions. The headings of the sections and other subdivisions in this Agreement are for convenience only and shall not be used to construe or interpret the scope or intent of this Agreement or in any way affect the same.

IN WITNESS WHEREOF, the Parties have executed this Agreement as of the Effective Date

---

Mark Weedon, Mayor  
City of Buchanan, MI  
302 N. Redbud Trail  
Buchanan, MI 49047

---

Nick Shelton, Mayor  
City of Niles, MI  
333 N. Second Street  
Niles, Mi 49120

# Memorandum



Date: April 22, 2026  
To: Buchanan City Commission  
From: Tony McGhee  
**Subject: Introduction of FY 26/27 City Budget**

---

Staff has completed the proposed FY 2026/27 budget and is submitting it to the City Commission for introduction. The budget is organized into four parts, including the General Fund, Major Streets, Local Streets, and Water and Sewer.

The annual budget is one of the most important policy documents the City prepares each year. More than just a financial plan, it is the document that translates the City's priorities into actual work for the coming fiscal year. It reflects the Commission's policy direction, the operational needs of the organization, the infrastructure needs of the community, and the resources available to deliver services. In that sense, the budget is both a fiscal document and a work plan for the year ahead.

The development of the municipal budget is also one of the more important responsibilities shared by staff and the Commission. Staff's role is to evaluate revenues, anticipated expenditures, known capital and operational needs, contractual obligations, and service demands, and then put forward a realistic proposal. The Commission's role is to review that proposal, provide policy direction, and ultimately adopt a budget that reflects the goals of the community while maintaining sound financial management practices. The public hearing and adoption process are an important part of that work, as they provide transparency and allow the community an opportunity to review and comment on the proposed spending plan before it is formally approved. The following chart provides an overview of the proposed budget as well as a comparison to the current fiscal year's amended budget.

## Memorandum

|                                  | FY 25/26<br>Amended Budget | FY 26/27<br>Proposed Budget | Difference      | Percentage<br>Change |
|----------------------------------|----------------------------|-----------------------------|-----------------|----------------------|
| <b>Fund 101 - General Fund</b>   |                            |                             |                 |                      |
| Revenue                          | \$ 4,343,897.00            | \$ 5,155,300.00             | \$ 811,403.00   | 18.68%               |
| Expenses                         | \$ 4,296,272.00            | \$ 5,682,257.00             | \$ 1,385,985.00 | 32.26%               |
| <b>Subtotal:</b>                 | \$ 47,625.00               | \$ (526,957.00)             |                 |                      |
|                                  |                            |                             |                 |                      |
| <b>Fund 202 - Major Streets</b>  |                            |                             |                 |                      |
| Revenue                          | \$ 585,000.00              | \$ 1,031,611.00             | \$ 446,611.00   | 76.34%               |
| Expenses                         | \$ 586,530.00              | \$ 1,002,590.00             | \$ 416,060.00   | 70.94%               |
| <b>Subtotal:</b>                 | \$ (1,530.00)              | \$ 29,021.00                |                 |                      |
|                                  |                            |                             |                 |                      |
| <b>Fund 203 - Local Streets</b>  |                            |                             |                 |                      |
| Revenue                          | \$ 372,000.00              | \$ 390,427.00               | \$ 18,427.00    | 4.95%                |
| Expenses                         | \$ 367,095.00              | \$ 368,764.00               | \$ 1,669.00     | 0.45%                |
| <b>Subtotal:</b>                 | \$ 4,905.00                | \$ 21,663.00                |                 |                      |
|                                  |                            |                             |                 |                      |
| <b>Fund 592- Water and Sewer</b> |                            |                             |                 |                      |
| Revenue                          | \$ 4,020,500.00            | \$ 4,405,100.00             | \$ 384,600.00   | 9.57%                |
| Expenses                         | \$ 2,734,447.00            | \$ 3,257,344.43             | \$ 522,897.43   | 19.12%               |
| <b>Subtotal:</b>                 | \$ 1,286,053.00            | \$ 1,147,755.57             |                 |                      |
|                                  |                            |                             |                 |                      |
| <b>Total Revenue:</b>            | \$ 9,321,397.00            | \$ 10,982,438.00            | \$ 1,661,041.00 |                      |
| <b>Total Expenses:</b>           | \$ 7,984,344.00            | \$ 10,310,955.43            | \$ 2,326,611.43 |                      |
| <b>Total:</b>                    | \$ 1,337,053.00            | \$ 671,482.57               |                 |                      |

Overall, the proposed FY 2026/27 budget reflects continued investment in core City functions and infrastructure, while also recognizing the cost pressures currently facing municipal operations. Across all four funds, total proposed revenue is \$10,982,438, compared to \$9,321,397 in the FY 25/26 amended budget, an increase of \$1,661,041. Total proposed expenditures are \$10,310,955.43, compared to \$7,984,344, an increase of \$2,326,611.43. The majority of this increase is related to planned infrastructure projects and other capital expenditures. Day-to-day operations remain consistent with previous year expenses with some inflationary adjustments. The combined net position across the four budgeted funds is proposed at \$671,482.57, compared to \$1,337,053 in the amended current year budget. This reflects a budget year with meaningful planned spending, particularly in the street and utility funds, while still maintaining positive year end positions overall. To bridge the gap between planned revenues and projected expenses, the budget

**Memorandum**

will utilize a combination of capital reserves and fund balance to bridge the delta. This was a planned drawdown of these funds which have been saved over the past few years while the projects were scoped and planned. The City will be drawing down 2.5 months of its current 9 months of reserves leaving 6.5 months available. This will leave just above the 3 to 6 months of reserves best practice municipal governments should have available.

In the General Fund, proposed revenue is \$5,155,300, up \$811,403 or 18.68% from the FY 25/26 amended budget. Proposed expenditures are \$5,682,257, up \$1,385,985 or 32.26%. The proposed General Fund budget reflects a negative subtotal of (\$526,957) compared to a positive subtotal of \$47,625 in the current amended budget. This difference is attributable to the capital projects described above which were planned. As the City's primary operating fund, the General Fund supports many of the services residents most directly associate with local government, and changes within this fund often reflect broader organizational costs, service delivery demands, and operational priorities.

In the Major Streets Fund, proposed revenue is \$1,031,611, up \$446,611 or 76.34%, while proposed expenditures are \$1,002,590, up \$416,060 or 70.94%. This increase is mainly related to the increased local road funding the State of Michigan approved last year. There is still concern about what the actual funding amount made available to local communities will be so staff only budgeted 60% of the funding that was projected to be available. If the amount received increases, the budget will be amended accordingly. This is a significant increase in activity in the fund, and if equal what the State is projecting, will allow the City to take a more aggressive approach to major street work in the coming fiscal year. Given the ongoing need to address transportation infrastructure, this increase represents an important investment in the City's major street network.

In the Local Streets Fund, proposed revenue is \$390,427, up \$18,427 or 4.95%, while expenditures are \$368,764, up \$1,669 or 0.45%. This fund will have a stable year over year performance, with only modest changes in both revenue and expenditures. The proposed budget maintains a positive operating position while continuing support for local street needs.

In the Water and Sewer Fund, proposed revenue is \$4,405,100, up \$384,600 or 9.57%, while expenditures are \$3,257,344.43, up \$522,897.43 or 19.12%. The proposed overall net revenue is \$1,147,755.57, down from \$1,286,053 in the amended current year budget. This excess revenue is used to make debt service payments related to previously completed utility projects. Even with the increase in expenditures, the utility fund remains in a strong positive position and continues to serve as one of the City's most important enterprise

**Memorandum**

operations. As with many utility systems, this budget reflects the growing cost of maintaining infrastructure, meeting regulatory obligations, and planning for long-term system reliability.

Taken together, the proposed FY 2026/27 budget reflects the realities facing municipal government today. Costs continue to rise, infrastructure needs remain significant, and communities are expected to provide high quality services with limited resources. At the same time, the budget also demonstrates the City's continued commitment to maintaining core services, investing in streets and utilities, and planning responsibly for the year ahead.

**Recommended Motion:**

Staff recommends setting a public hearing for discussion and consideration of the FY 2026/27 budget to be held at the May 26, 2026 regular meeting of the Buchanan City Commission.

**Attachment A:      Draft Budget for Consideration**

# Attachment A



**FUND 101 GENERAL FUND PROPOSED 2026-2027 BUDGET**

--- Estimated Revenue ---

| Number              | Description                          | 2023-24 Amended |              | 2023-24 Activity |              | 2024-25 Amended |              | 2024-25 Activity |  | 06/30/2026<br>Amended Budget | YTD As Of<br>03/31/2026 | 2026-27 FINANCE<br>REQUESTED |
|---------------------|--------------------------------------|-----------------|--------------|------------------|--------------|-----------------|--------------|------------------|--|------------------------------|-------------------------|------------------------------|
|                     |                                      | Budget          |              | Budget           |              | Budget          |              | Budget           |  |                              |                         |                              |
| 101-000.000-402.000 | REAL PROPERTY TAXES                  | 1,410,000.00    | 1,868,442.47 | 1,969,000.00     | 1,954,946.84 | 2,140,000.00    | 1,842,929.23 | 2,187,000.00     |  |                              |                         |                              |
| 101-000.000-412.000 | DELQ PERS PROPERTY TAX               | 1,000.00        | 56.96        | 500.00           | 1,250.73     | 10,000.00       | 7,595.57     | 10,000.00        |  |                              |                         |                              |
| 101-000.000-432.000 | PILOT PAYMENTS                       | 0.00            | 0.00         | 10,000.00        | 11,441.63    | 10,000.00       | 12,731.02    | 13,000.00        |  |                              |                         |                              |
| 101-000.000-437.000 | INDUSTRIAL FACILITY TAX              | 1,700.00        | 1,516.13     | 2,500.00         | 341.50       | 2,500.00        | 0.00         | 0.00             |  |                              |                         |                              |
| 101-000.000-439.000 | MEDICAL/ADULT MARIJUANA STATE REV.   | 275,000.00      | 357,967.19   | 300,000.00       | 350,265.24   | 325,000.00      | 324,102.60   | 325,000.00       |  |                              |                         |                              |
| 101-000.000-442.000 | FARMERS' MARKET REVENUE              | 0.00            | 4,790.00     | 6,500.00         | 6,880.00     | 2,500.00        | 1,890.00     | 2,500.00         |  |                              |                         |                              |
| 101-000.000-445.000 | PENALTY & INTEREST - TAXES           | 10,000.00       | 11,579.65    | 10,000.00        | 38,200.64    | 20,000.00       | 7,972.46     | 10,000.00        |  |                              |                         |                              |
| 101-000.000-447.000 | ADMINISTRATION FEE-TAXES             | 49,000.00       | 65,050.67    | 55,000.00        | 52,988.58    | 55,000.00       | 55,156.42    | 55,000.00        |  |                              |                         |                              |
| 101-000.000-477.000 | FRANCHISE FEE-CABLE                  | 40,000.00       | 38,568.73    | 40,000.00        | 33,419.22    | 35,000.00       | 22,803.39    | 35,000.00        |  |                              |                         |                              |
| 101-000.000-478.000 | RENTAL REGISTRATION FEE              | 0.00            | 0.00         | 500.00           | 375.00       | 0.00            | 160.00       | 0.00             |  |                              |                         |                              |
| 101-000.000-492.000 | BUILDING PERMITS                     | 30,000.00       | 33,650.58    | 20,000.00        | 19,722.75    | 25,000.00       | 23,844.61    | 25,000.00        |  |                              |                         |                              |
| 101-000.000-492.001 | MOBILE FOOD VENDOR PERMITS           | 75,000.00       | 14,353.00    | 15,000.00        | 4,519.15     | 5,000.00        | 225.00       | 5,000.00         |  |                              |                         |                              |
| 101-000.000-492.002 | MEDICAL MARIJUANA PERMITS            | 150,000.00      | 96,500.00    | 80,000.00        | 86,500.00    | 50,000.00       | 41,500.00    | 50,000.00        |  |                              |                         |                              |
| 101-000.000-492.003 | BANNER PERMITS                       | 0.00            | 0.00         | 1,000.00         | 710.00       | 500.00          | 100.00       | 0.00             |  |                              |                         |                              |
| 101-000.000-492.004 | RIGHT-OF-WAY PERMITS                 | 0.00            | 0.00         | 1,200.00         | 1,500.00     | 10,000.00       | 2,750.00     | 2,000.00         |  |                              |                         |                              |
| 101-000.000-492.005 | GARAGE SALE PERMITS                  | 0.00            | 0.00         | 0.00             | 0.00         | 100.00          | 37.50        | 100.00           |  |                              |                         |                              |
| 101-000.000-492.006 | ZONING PERMITS                       | 0.00            | 0.00         | 0.00             | 0.00         | 500.00          | 275.00       | 500.00           |  |                              |                         |                              |
| 101-000.000-492.007 | LONG-TERM RENTAL REGISTRATIONS       | 0.00            | 0.00         | 0.00             | 0.00         | 22,000.00       | 21,700.00    | 25,000.00        |  |                              |                         |                              |
| 101-000.000-492.008 | SHORT-TERM RENTAL REGISTRATIONS      | 0.00            | 0.00         | 0.00             | 0.00         | 1,000.00        | 675.00       | 1,000.00         |  |                              |                         |                              |
| 101-000.000-492.009 | PARKING PERMITS                      | 0.00            | 0.00         | 0.00             | 0.00         | 300.00          | 150.00       | 300.00           |  |                              |                         |                              |
| 101-000.000-492.100 | ADULT USE MARIJUANA PERMITS          | 0.00            | 0.00         | 0.00             | 0.00         | 45,000.00       | 45,000.00    | 50,000.00        |  |                              |                         |                              |
| 101-000.000-532.000 | EMERGENCY RESPONSE FEE               | 0.00            | 0.00         | 20,000.00        | 20,000.00    | 25,000.00       | 21,000.00    | 23,000.00        |  |                              |                         |                              |
| 101-000.000-538.000 | FEDERAL GRANT (Thriving Communities) | 0.00            | 0.00         | 0.00             | 29,621.00    | 25,000.00       | 10,416.68    | 25,000.00        |  |                              |                         |                              |
| 101-000.000-539.000 | COPS GRANT                           | 0.00            | 0.00         | 0.00             | 0.00         | 60,000.00       | 0.00         | 60,000.00        |  |                              |                         |                              |
| 101-000.000-540.000 | STATE POLICE/MCOLES CPE              | 0.00            | 0.00         | 9,000.00         | 2,815.00     | 2,500.00        | 2,047.34     | 2,500.00         |  |                              |                         |                              |
| 101-000.000-543.000 | PUBLIC SAFETY GRANTS                 | 23,400.00       | 23,400.00    | 0.00             | 34,010.00    | 15,000.00       | 13,440.00    | 15,000.00        |  |                              |                         |                              |
| 101-000.000-566.000 | STATE GRANT-RECREATION & CULTURE     | 0.00            | 0.00         | 0.00             | 0.00         | 0.00            | 0.00         | 0.00             |  |                              |                         |                              |
| 101-000.000-566.001 | GRANTS & SPECIAL PROJECTS            | 50,000.00       | 500.00       | 55,000.00        | 16,000.00    | 35,000.00       | 24,750.00    | 35,000.00        |  |                              |                         |                              |
| 101-000.000-566.003 | GRANTS - VICTORY DEMO                | 0.00            | 0.00         | 17,975.00        | 17,975.00    | 0.00            | 0.00         | 0.00             |  |                              |                         |                              |

| L Number             | Description                        | 2023-24 Amended Budget |                  | 2024-25 Amended Budget |                  | 2026-27 FINANCE REQUESTED |                      |
|----------------------|------------------------------------|------------------------|------------------|------------------------|------------------|---------------------------|----------------------|
|                      |                                    | 2023-24 Activity       | 2024-25 Activity | 2023-24 Activity       | 2024-25 Activity | 06/30/2026 Amended Budget | YTD AS OF 03/31/2026 |
| 101-000.000-566-005? | BOAT LAUNCH GRANTS (2)             |                        |                  |                        |                  |                           | 529,000.00           |
| 101-000.000-566-006? | RBDG GRANT                         |                        |                  |                        |                  | 44,180.00                 | 10,231.00            |
| 101-000.000-566-007? | MI NEIGHBORHOOD GRANT              |                        |                  |                        |                  |                           | 200,000.00           |
| 101-000.000-568.000  | STATE SHARED LIQUOR LICENSE        | 3,000.00               | 4,293.30         | 3,000.00               | 2,179.10         | 3,000.00                  | 1,693.45             |
| 101-000.000-569.000  | STATE GRANTS/OTHER RECEIVABLES     | 0.00                   | 0.00             | 0.00                   | 0.00             | 35,000.00                 | 28,849.56            |
| 101-000.000-573.000  | LOCAL STABILIZATION STATE REV      | 55,000.00              | 72,562.60        | 75,000.00              | 81,366.12        | 50,000.00                 | 46,661.12            |
| 101-000.000-574.000  | STATE REV SHARING CVTRS/SALES TAX  | 712,300.00             | 705,295.00       | 720,000.00             | 711,300.45       | 720,000.00                | 482,359.00           |
| 101-000.000-574.001  | CVTRS-PS                           | 4,000.00               | 4,454.00         | 1,000.00               | 0.00             | 0.00                      | 0.00                 |
| 101-000.000-596.000  | LEHMANS ORCHARD ANNUAL PAYMENT     | 8,667.00               | 8,666.67         | 8,667.00               | 8,666.67         | 8,667.00                  | 0.00                 |
| 101-000.000-602.000  | SCHOOL RESOURCE OFFICER            | 52,800.00              | 39,592.80        | 500.00                 | 206.21           | 45,000.00                 | 29,425.25            |
| 101-000.000-607.000  | SPECIAL ELECTION REIMBURSEMENT     | 0.00                   | 0.00             | 0.00                   | 0.00             | 10,000.00                 | 9,839.49             |
| 101-000.000-633.000  | FOUNDATIONS - CEMETERY             | 7,500.00               | 7,220.15         | 7,000.00               | 7,279.45         | 7,000.00                  | 5,723.20             |
| 101-000.000-634.000  | GRAVE OPENINGS                     | 30,000.00              | 31,630.15        | 32,000.00              | 34,960.30        | 35,000.00                 | 16,923.90            |
| 101-000.000-635.000  | CEMETERY TENT SERVICE              | 500.00                 | 1,800.00         | 2,000.00               | 2,150.00         | 2,000.00                  | 1,500.00             |
| 101-000.000-636.000  | COLUMBARIUM & PLAQUE               | 1,200.00               | 3,780.00         | 1,500.00               | 450.00           | 2,750.00                  | 2,450.00             |
| 101-000.000-640.000  | VAULT SETTING FEES                 | 4,000.00               | 3,075.00         | 4,000.00               | 3,300.00         | 4,000.00                  | 2,100.00             |
| 101-000.000-641.000  | WEEDS/SNOW                         | 4,400.00               | 8,059.23         | 14,000.00              | 17,784.00        | 10,000.00                 | 9,918.00             |
| 101-000.000-643.000  | SALES - CEMETERY LOTS              | 22,000.00              | 17,932.00        | 20,000.00              | 16,618.75        | 20,000.00                 | 8,079.05             |
| 101-000.000-644.000  | COPIES                             | 300.00                 | 324.25           | 300.00                 | 82.50            | 200.00                    | 0.00                 |
| 101-000.000-645.000  | SALES - SURPLUS PROPERTY           | 15,000.00              | 14,428.00        | 100.00                 | 100.00           | 100.00                    | 0.00                 |
| 101-000.000-652.000  | PARKING VIOLATIONS                 | 5,000.00               | 3,630.00         | 5,000.00               | 3,241.00         | 4,500.00                  | 5,308.00             |
| 101-000.000-656.000  | BUCHANAN REDBUD CITY CENTER        | 4,500.00               | 10,602.00        | 10,000.00              | 10,125.00        | 10,000.00                 | 8,875.00             |
| 101-000.000-657.000  | ORDINANCE VIOLATIONS               | 1,000.00               | 485.50           | 500.00                 | 160.75           | 600.00                    | 505.86               |
| 101-000.000-664.000  | MML DIVIDENDS                      | 9,000.00               | 8,448.00         | 16,000.00              | 15,616.00        | 8,500.00                  | 8,381.00             |
| 101-000.000-665.000  | INTEREST EARNED - BANK/INVESTMENTS | 50,000.00              | 63,010.89        | 50,000.00              | 79,291.69        | 70,000.00                 | 13,004.68            |
| 101-000.000-675.000  | MISC REVENUE/DONATION              | 200,000.00             | 151,517.79       | 25,000.00              | 10,191.27        | 10,000.00                 | 8,187.76             |
| 101-000.000-675.001  | BARB DONATIONS                     | 0.00                   | 378.72           | 0.00                   | 0.00             | 2,000.00                  | 1,900.00             |
| 101-000.000-675.006  | SCHOOL TAX COLLECTION FEE          | 0.00                   | 0.00             | 0.00                   | 0.00             | 10,000.00                 | 9,039.60             |
| 101-000.000-675.007  | RESERVE OFFICER REIMBURSEMENT      | 0.00                   | 0.00             | 0.00                   | 0.00             | 200.00                    | 642.00               |
| 101-000.000-676.000  | REIMBURSEMENTS                     | 0.00                   | 0.00             | 0.00                   | 0.00             | 20,000.00                 | 58,602.00            |
| 101-000.000-676.007  | WORKERS COMP INSURANCE             | 13,000.00              | 13,483.06        | 18,000.00              | 18,179.96        | 0.00                      | 5,312.00             |
| 101-000.000-677.000  | POLICE REPORTS                     | 500.00                 | 413.50           | 500.00                 | 242.75           | 400.00                    | 290.90               |
| 101-000.000-678.000  | SCHOOL GUARDS                      | 14,000.00              | 13,534.60        | 14,000.00              | 11,863.63        | 14,000.00                 | 7,144.08             |

|                                 |  | 2023-24 Amended     |                     | 2024-25 Amended     |                     | 2024-25 Activity    |                     | 06/30/2026          |                     | YTD AS OF |  | 2026-27 FINANCE |  |
|---------------------------------|--|---------------------|---------------------|---------------------|---------------------|---------------------|---------------------|---------------------|---------------------|-----------|--|-----------------|--|
| Number                          | Description                              | Budget              | 2023-24 Activity    | Budget              | 2024-25 Activity    | Amended Budget      | Amended Budget      | 03/31/2026          | REQUESTED           |           |  |                 |  |
| 1-000.000-683.000               | FOIA FEES                                | 50.00               | 52.95               | 100.00              | 45.88               | 300.00              | 300.00              | 266.64              | 300.00              |           |  |                 |  |
| 101-000.000-689.000             | CASH OVER/SHORT                          | 0.00                | (3,189.59)          | 0.00                | (0.01)              | 0.00                | 0.00                | 0.00                | 0.00                |           |  |                 |  |
| 101-000.000-691.000             | LEASE FINANCE/POOL CAR /DPW TRUCK        | 0.00                | 0.00                | 0.00                | 0.00                | 30,000.00           | 30,000.00           | 29,178.76           | 55,000.00           |           |  |                 |  |
| 101-000.000-691.001             | LEASE FINANCING - POLICE CAR #1          | 0.00                | 0.00                | 0.00                | 0.00                | 42,000.00           | 42,000.00           | 41,159.74           | 0.00                |           |  |                 |  |
| 101-000.000-691.002             | LEASE FINANCING - POLICE CAR #2          | 0.00                | 0.00                | 0.00                | 0.00                | 42,000.00           | 42,000.00           | 41,159.74           | 0.00                |           |  |                 |  |
| 101-000.000-693.000             | GAIN ON SALE OF DEPRECIABLE FIXED ASSETS | 0.00                | 0.00                | 0.00                | 0.00                | 15,000.00           | 15,000.00           | 12,720.50           | 0.00                |           |  |                 |  |
| 101-000.000-698.101             | INSURANCE RECOVERIES                     | 45,500.00           | 51,938.26           | 1,000.00            | 834.28              | 0.00                | 0.00                | 0.00                | 0.00                |           |  |                 |  |
| 101-000.000-699.214             | TRANSFER IN - FROM STREET R&M            | 115,000.00          | 115,000.00          | 115,000.00          | 0.00                | 0.00                | 0.00                | 0.00                | 0.00                |           |  |                 |  |
| 101-000.000-699.401             | TRANSFER IN - FROM CAPITAL PROJECTS      | 0.00                | 0.00                | 0.00                | 0.00                | 134,000.00          | 134,000.00          | 0.00                | 365,000.00          |           |  |                 |  |
| 101-000.000-699.592             | TRANSFER IN - WATER/SEWER                | 5,800.00            | 5,799.95            | 0.00                | 0.00                | 11,600.00           | 11,600.00           | 11,600.00           | 0.00                |           |  |                 |  |
| <b>Total Estimated Revenue:</b> |  | <b>3,499,117.00</b> | <b>3,874,594.16</b> | <b>3,757,342.00</b> | <b>3,719,718.03</b> | <b>4,343,897.00</b> | <b>4,343,897.00</b> | <b>3,402,283.10</b> | <b>5,155,300.00</b> |           |  |                 |  |

| --- Appropriations --- |  | 2023-24 Activity |                  | 2024-25 Activity  |                   | 06/30/2026     |                | YTD AS OF  |                   | 2026-27 FINANCE |  |
|------------------------|--|------------------|------------------|-------------------|-------------------|----------------|----------------|------------|-------------------|-----------------|--|
| Number                 | Description                            | Budget           | 2023-24 Activity | Budget            | 2024-25 Activity  | Amended Budget | Amended Budget | 03/31/2026 | REQUESTED         |                 |  |
| 101-000.000-995.243    | TRANSFER TO - BROWNFIELD AUTHORITY     | 0.00             | 0.00             | 0.00              | 0.00              | 2.00           | 2.00           | 1.76       | 0.00              |                 |  |
| 101-000.000-995----    | TRANSFER OUT - 2025 CAP PROJ DEBT FUND | 0.00             | 0.00             | 250,000.00        | 250,000.00        | 106,750.00     | 106,750.00     | 106,750.00 | 155,000.00        |                 |  |
| 101-000.000-995.469    | TRANSFERS OUT - TO BLDG AUTH           | 0.00             | 0.00             | 250,000.00        | 250,000.00        | 0.00           | 0.00           | 0.00       | 0.00              |                 |  |
|                        |  |                  |                  | <b>106,752.00</b> | <b>106,751.76</b> |                |                |            | <b>155,000.00</b> |                 |  |

| CITY COMMISSION     |                                     |           |                  |           |                  |                  |                  |                  |                  |  |  |
|---------------------|-------------------------------------|-----------|------------------|-----------|------------------|------------------|------------------|------------------|------------------|--|--|
| Number              | Description                         | Budget    | 2023-24 Activity | Budget    | 2024-25 Activity | Amended Budget   | Amended Budget   | 03/31/2026       | REQUESTED        |  |  |
| 101-101.000-705.000 | SALARIES-PART TIME                  | 11,000.00 | 6,246.25         | 10,000.00 | 8,378.46         | 14,000.00        | 14,000.00        | 6,585.00         | 11,000.00        |  |  |
| 101-101.000-715.000 | EMPLOYER PAYROLL TAXES              | 1,800.00  | 891.75           | 1,200.00  | 1,005.10         | 1,350.00         | 1,350.00         | 516.77           | 1,200.00         |  |  |
| 101-101.000-715.004 | MADISON NATIONAL - LIFE             | 0.00      | 0.00             | 0.00      | 0.00             | 350.00           | 350.00           | 223.27           | 385.00           |  |  |
| 101-101.000-804.000 | SMCAS SERVICES                      | 75,000.00 | 0.00             | 0.00      | 0.00             | 0.00             | 0.00             | 0.00             | 0.00             |  |  |
| 101-101.000-805.000 | MARKETING PLAN                      | 2,000.00  | 0.00             | 1,000.00  | 728.79           | 1,500.00         | 1,500.00         | 0.00             | 1,650.00         |  |  |
| 101-101.000-818.000 | CONTRACTUAL                         | 17,000.00 | 948.44           | 5,000.00  | 5,000.00         | 10,000.00        | 10,000.00        | 3,201.00         | 3,500.00         |  |  |
| 101-101.000-826.000 | LEGAL FEES                          | 60,000.00 | 55,496.10        | 35,000.00 | 28,286.28        | 5,000.00         | 5,000.00         | 1,087.50         | 10,000.00        |  |  |
| 101-101.000-831.000 | MEMBERSHIP AND DUES                 | 700.00    | 360.00           | 7,000.00  | 4,658.00         | 6,000.00         | 6,000.00         | 2,500.00         | 6,600.00         |  |  |
| 101-101.000-864.000 | CONFERENCES AND WORKSHOP            | 0.00      | 0.00             | 2,000.00  | 0.00             | 0.00             | 0.00             | 0.00             | 0.00             |  |  |
| 101-101.000-885.000 | PUBLIC RELATIONS                    | 40,000.00 | 29,876.58        | 30,000.00 | 29,728.52        | 1,000.00         | 1,000.00         | 789.11           | 1,100.00         |  |  |
| 101-101.000-962.000 | MISCELLANEOUS                       | 1,000.00  | 25.56            | 1,000.00  | 61.97            | 1,000.00         | 1,000.00         | 0.00             | 1,100.00         |  |  |
| 101-101.000-967.002 | GRANTS & SPECIAL PROJECTS           | 70,000.00 | 58,647.99        | 10,000.00 | 10,000.00        | 0.00             | 0.00             | 0.00             | 0.00             |  |  |
| 101-101.000-971.000 | CAP OUTLAY -COMMISSION ROOM IMPROVE | 0.00      | 0.00             | 0.00      | 0.00             | 0.00             | 0.00             | 0.00             | 10,000.00        |  |  |
| 101-101.000-975.000 | PROPERTY ACQUISITION                | 3,000.00  | 2,705.00         | 5,000.00  | 0.00             | 2,300.00         | 2,300.00         | 2,200.30         | 0.00             |  |  |
|                     |                                     |           |                  |           |                  | <b>42,500.00</b> | <b>42,500.00</b> | <b>17,102.95</b> | <b>46,535.00</b> |  |  |



| Number              | Description                | 2023-24 Amended |                  | 2024-25 Amended |                  | 2024-25 Activity |                  | 2024-25 Activity |                | 06/30/2026 |           | YTD AS OF |  | 2026-27 FINANCE |  |
|---------------------|----------------------------|-----------------|------------------|-----------------|------------------|------------------|------------------|------------------|----------------|------------|-----------|-----------|--|-----------------|--|
|                     |                            | Budget          | 2023-24 Activity | Budget          | 2024-25 Activity | 2024-25 Activity | 2024-25 Activity | Amended Budget   | Amended Budget | 03/31/2026 | REQUESTED |           |  |                 |  |
| 1-215.000-728.000   | OFFICE SUPPLIES            | 1,450.00        | 1,428.02         | 1,500.00        | 413.42           | 1,500.00         | 413.14           | 1,650.00         |                |            |           |           |  |                 |  |
| 1-215.000-730.000   | POSTAGE                    | 0.00            | 0.00             | 0.00            | 0.00             | 100.00           | 0.74             | 110.00           |                |            |           |           |  |                 |  |
| 101-215.000-818.000 | CONTRACTUAL                | 5,000.00        | 4,212.00         | 15,000.00       | 14,170.44        | 8,000.00         | 2,252.82         | 8,800.00         |                |            |           |           |  |                 |  |
| 101-215.000-826.000 | LEGAL FEES                 | 8,500.00        | 8,500.00         | 5,000.00        | 1,325.00         | 24,000.00        | 12,901.95        | 15,000.00        |                |            |           |           |  |                 |  |
| 101-215.000-831.000 | MEMBERSHIP AND DUES        | 1,100.00        | 1,090.00         | 1,000.00        | 385.17           | 1,000.00         | 75.00            | 1,100.00         |                |            |           |           |  |                 |  |
| 101-215.000-853.000 | TELEPHONE, INTERNET, CABLE | 0.00            | 0.00             | 0.00            | 0.00             | 750.00           | 530.75           | 825.00           |                |            |           |           |  |                 |  |
| 101-215.000-864.000 | CONFERENCES AND WORKSHOP   | 1,500.00        | 1,484.00         | 2,000.00        | 1,252.05         | 2,000.00         | 0.00             | 2,200.00         |                |            |           |           |  |                 |  |
| 101-215.000-873.000 | TRAVEL & CAR ALLOWANCE     | 1,500.00        | 712.66           | 1,000.00        | 927.02           | 1,500.00         | 527.96           | 1,650.00         |                |            |           |           |  |                 |  |
| 101-215.000-903.000 | LEGAL NOTICES & RECORDINGS | 2,000.00        | 1,685.61         | 5,500.00        | 5,085.91         | 4,000.00         | 3,002.95         | 4,500.00         |                |            |           |           |  |                 |  |
| 101-215.000-962.000 | MISCELLANEOUS              | 200.00          | 64.00            | 200.00          | 56.00            | 200.00           | 10.00            | 220.00           |                |            |           |           |  |                 |  |
| 101-215.000-971.000 | CAPITAL OUTLAY             | 0.00            | 0.00             | 0.00            | 0.00             | 10,000.00        | 8,525.00         | 11,000.00        |                |            |           |           |  |                 |  |
| <b>TREASURER</b>    |                            |                 |                  |                 |                  |                  |                  |                  |                |            |           |           |  |                 |  |
| 101-253.000-702.000 | SALARIES-FULL TIME         | 80,000.00       | 71,341.07        | 77,000.00       | 77,007.70        | 75,000.00        | 57,816.32        | 80,000.00        |                |            |           |           |  |                 |  |
| 101-253.000-703.000 | SALARIES-OVERTIME          | 2,500.00        | 2,158.11         | 1,500.00        | 1,404.47         | 1,000.00         | 741.14           | 1,100.00         |                |            |           |           |  |                 |  |
| 101-253.000-715.000 | EMPLOYER PAYROLL TAXES     | 25,000.00       | 20,948.66        | 22,000.00       | 20,887.69        | 7,750.00         | 5,334.98         | 8,100.00         |                |            |           |           |  |                 |  |
| 101-253.000-715.001 | MEDICAL - PRIORITY HEALTH  | 0.00            | 0.00             | 0.00            | 0.00             | 7,000.00         | 4,959.45         | 7,775.00         |                |            |           |           |  |                 |  |
| 101-253.000-715.002 | DENTAL - DELTA             | 0.00            | 0.00             | 0.00            | 0.00             | 300.00           | 229.77           | 350.00           |                |            |           |           |  |                 |  |
| 101-253.000-715.003 | FIDELITY - EYE             | 0.00            | 0.00             | 0.00            | 0.00             | 100.00           | 47.47            | 70.00            |                |            |           |           |  |                 |  |
| 101-253.000-715.004 | MADISON NATIONAL - LIFE    | 0.00            | 0.00             | 0.00            | 0.00             | 175.00           | 126.98           | 190.00           |                |            |           |           |  |                 |  |
| 101-253.000-715.005 | HSA                        | 0.00            | 0.00             | 0.00            | 0.00             | 2,700.00         | 2,685.59         | 2,970.00         |                |            |           |           |  |                 |  |
| 101-253.000-717.000 | RETIREMENT                 | 0.00            | 0.00             | 0.00            | 0.00             | 6,000.00         | 3,982.94         | 9,250.00         |                |            |           |           |  |                 |  |
| 101-253.000-728.000 | OFFICE SUPPLIES            | 4,500.00        | 3,553.55         | 4,000.00        | 2,384.92         | 3,500.00         | 1,103.12         | 3,850.00         |                |            |           |           |  |                 |  |
| 101-253.000-730.000 | POSTAGE                    | 5,000.00        | 3,074.76         | 5,000.00        | 2,314.53         | 4,000.00         | 1,962.15         | 4,400.00         |                |            |           |           |  |                 |  |
| 101-253.000-730.001 | SPECIAL ASSESSMENT POSTAGE | 0.00            | 0.00             | 4,500.00        | 4,496.36         | 0.00             | 0.00             | 0.00             |                |            |           |           |  |                 |  |
| 101-253.000-744.101 | PAYROLL PROCESSING         | 0.00            | 0.00             | 5,000.00        | 2,088.32         | 10,000.00        | 5,092.80         | 11,000.00        |                |            |           |           |  |                 |  |
| 101-253.000-807.000 | AUDIT                      | 21,000.00       | 23,198.52        | 17,000.00       | 15,527.12        | 30,000.00        | 24,481.67        | 33,000.00        |                |            |           |           |  |                 |  |
| 101-253.000-818.000 | CONTRACTUAL                | 14,000.00       | 13,752.19        | 18,000.00       | 15,075.20        | 10,000.00        | 8,497.01         | 12,500.00        |                |            |           |           |  |                 |  |
| 101-253.000-831.000 | MEMBERSHIP AND DUES        | 0.00            | 0.00             | 500.00          | 492.00           | 750.00           | 249.00           | 825.00           |                |            |           |           |  |                 |  |
| 101-253.000-853.000 | TELEPHONE, INTERNET, CABLE | 0.00            | 0.00             | 0.00            | 0.00             | 450.00           | 284.03           | 495.00           |                |            |           |           |  |                 |  |
| 101-253.000-864.000 | CONFERENCES AND WORKSHOP   | 1,000.00        | 792.00           | 800.00          | 600.00           | 800.00           | 0.00             | 880.00           |                |            |           |           |  |                 |  |
| 101-253.000-873.000 | TRAVEL & CAR ALLOWANCE     | 0.00            | 0.00             | 100.00          | 0.00             | 300.00           | 0.00             | 330.00           |                |            |           |           |  |                 |  |
| 101-253.000-956.000 | BANK FEES AND CHARGES      | 0.00            | 0.00             | 0.00            | 0.00             | 2,000.00         | 670.14           | 2,200.00         |                |            |           |           |  |                 |  |

|                     |                             | 2023-24 Amended Budget |  | 2023-24 Activity |  | 2024-25 Amended Budget |  | 2024-25 Activity |  | 06/30/2026 Amended Budget |  | YTD AS OF 03/31/2026 |  | 2026-27 FINANCE REQUESTED |  |
|---------------------|-----------------------------|------------------------|--|------------------|--|------------------------|--|------------------|--|---------------------------|--|----------------------|--|---------------------------|--|
| Number              | Description                 | Budget                 |  |                  |  | Budget                 |  |                  |  |                           |  |                      |  |                           |  |
| 1-253.000-965.000   | REAL ESTATE TAXES           | 0.00                   |  | 0.00             |  | 0.00                   |  | 0.00             |  | 200.00                    |  | 153.26               |  | 220.00                    |  |
| 1-253.000-971.000   | CAPITAL OUTLAY - BS&A CLOUD | 0.00                   |  | 0.00             |  | 20.00                  |  | 18.35            |  | 0.00                      |  | 0.00                 |  | 40,000.00                 |  |
| <b>ASSESSOR</b>     |                             |                        |  |                  |  |                        |  |                  |  |                           |  |                      |  |                           |  |
| 101-257.000-705.000 | SALARIES-PART TIME          | 28,000.00              |  | 24,426.40        |  | 27,000.00              |  | 26,374.40        |  | 29,000.00                 |  | 19,948.48            |  | 29,000.00                 |  |
| 101-257.000-715.000 | EMPLOYER PAYROLL TAXES      | 3,300.00               |  | 2,742.36         |  | 2,400.00               |  | 2,388.60         |  | 3,000.00                  |  | 1,757.27             |  | 2,900.00                  |  |
| 101-257.000-728.000 | OFFICE SUPPLIES             | 300.00                 |  | 107.21           |  | 100.00                 |  | 26.48            |  | 1,000.00                  |  | 0.00                 |  | 1,100.00                  |  |
| 101-257.000-730.000 | POSTAGE                     | 0.00                   |  | 0.00             |  | 0.00                   |  | 0.00             |  | 1,500.00                  |  | 1,168.20             |  | 1,650.00                  |  |
| 101-257.000-818.000 | CONTRACTUAL                 | 4,000.00               |  | 3,999.77         |  | 4,500.00               |  | 3,902.45         |  | 3,500.00                  |  | 2,460.00             |  | 3,850.00                  |  |
|                     |                             |                        |  |                  |  |                        |  |                  |  | 38,000.00                 |  | 25,333.95            |  | <b>38,500.00</b>          |  |
| <b>ELECTIONS</b>    |                             |                        |  |                  |  |                        |  |                  |  |                           |  |                      |  |                           |  |
| 101-262.000-702.000 | SALARIES-FULL TIME          | 28,000.00              |  | 26,102.70        |  | 17,000.00              |  | 15,597.53        |  | 20,000.00                 |  | 13,571.17            |  | 32,000.00                 |  |
| 101-262.000-703.000 | SALARIES-OVERTIME           | 0.00                   |  | 0.00             |  | 0.00                   |  | 0.00             |  | 0.00                      |  | 0.00                 |  | 0.00                      |  |
| 101-262.000-705.002 | ELECTION WORKERS            | 0.00                   |  | 0.00             |  | 11,000.00              |  | 10,421.50        |  | 5,000.00                  |  | 4,180.82             |  | 10,000.00                 |  |
| 101-262.000-715.000 | EMPLOYER PAYROLL TAXES      | 10,000.00              |  | 8,188.46         |  | 9,500.00               |  | 8,931.08         |  | 3,200.00                  |  | 1,520.71             |  | 5,000.00                  |  |
| 101-262.000-715.001 | MEDICAL - PRIORITY HEALTH   | 0.00                   |  | 0.00             |  | 0.00                   |  | 0.00             |  | 4,500.00                  |  | 2,990.25             |  | 6,000.00                  |  |
| 101-262.000-715.002 | DENTAL - DELTA              | 0.00                   |  | 0.00             |  | 0.00                   |  | 0.00             |  | 350.00                    |  | 244.08               |  | 450.00                    |  |
| 101-262.000-715.003 | FIDELITY - EYE              | 0.00                   |  | 0.00             |  | 0.00                   |  | 0.00             |  | 100.00                    |  | 35.55                |  | 70.00                     |  |
| 101-262.000-715.004 | MADISON NATIONAL - LIFE     | 0.00                   |  | 0.00             |  | 0.00                   |  | 0.00             |  | 100.00                    |  | 32.40                |  | 100.00                    |  |
| 101-262.000-715.005 | HSA                         | 0.00                   |  | 0.00             |  | 0.00                   |  | 0.00             |  | 1,500.00                  |  | 1,370.21             |  | 1,650.00                  |  |
| 101-262.000-717.000 | RETIREMENT                  | 0.00                   |  | 0.00             |  | 0.00                   |  | 0.00             |  | 2,000.00                  |  | 1,277.68             |  | 3,750.00                  |  |
| 101-262.000-728.000 | OFFICE SUPPLIES             | 2,500.00               |  | 2,493.92         |  | 3,000.00               |  | 1,452.59         |  | 3,000.00                  |  | 1,818.37             |  | 3,300.00                  |  |
| 101-262.000-730.000 | POSTAGE                     | 0.00                   |  | 0.00             |  | 0.00                   |  | 0.00             |  | 1,250.00                  |  | 1,130.45             |  | 1,375.00                  |  |
| 101-262.000-818.000 | CONTRACTUAL                 | 2,000.00               |  | 1,798.74         |  | 6,000.00               |  | 5,227.68         |  | 4,000.00                  |  | 3,525.15             |  | 4,000.00                  |  |
| 101-262.000-826.000 | LEGAL FEES                  | 0.00                   |  | 0.00             |  | 0.00                   |  | 0.00             |  | 0.00                      |  | 0.00                 |  | 0.00                      |  |
| 101-262.000-864.000 | CONFERENCES AND WORKSHOP    | 0.00                   |  | 0.00             |  | 0.00                   |  | 0.00             |  | 0.00                      |  | 0.00                 |  | 0.00                      |  |
| 101-262.000-903.000 | LEGAL NOTICES & RECORDINGS  | 0.00                   |  | 0.00             |  | 0.00                   |  | 0.00             |  | 1,250.00                  |  | 1,025.00             |  | 1,375.00                  |  |
| 101-262.000-933.000 | MAINTENANCE - EQUIPMENT     | 25.00                  |  | 8.95             |  | 1,200.00               |  | 0.00             |  | 250.00                    |  | 0.00                 |  | 275.00                    |  |
| 101-262.000-962.000 | MISCELLANEOUS               | 1,500.00               |  | 1,297.66         |  | 2,000.00               |  | 784.25           |  | 1,000.00                  |  | 882.75               |  | 1,100.00                  |  |
| 101-262.000-967.008 | VOTING EQUIPMENT            | 0.00                   |  | 0.00             |  | 0.00                   |  | 0.00             |  | 10,000.00                 |  | 0.00                 |  | 11,000.00                 |  |
| 101-262.000-995.001 | TRANSFER-EQUIPMENT RESERVE  | 1,000.00               |  | 0.00             |  | 1,000.00               |  | 1,000.00         |  | 12,000.00                 |  | 0.00                 |  | 13,200.00                 |  |
|                     |                             |                        |  |                  |  |                        |  |                  |  | 69,500.00                 |  | 33,604.59            |  | <b>94,645.00</b>          |  |

**BUILDINGS & GROUNDS**

| Number              | Description                         | Budget    | 2023-24 Activity | 2024-25 Amended Budget | 2024-25 Activity | 06/30/2026 Amended Budget | YTD AS OF 03/31/2026 | 2026-27 FINANCE REQUESTED |
|---------------------|-------------------------------------|-----------|------------------|------------------------|------------------|---------------------------|----------------------|---------------------------|
| 1-265.000-751.000   | GAS AND OIL                         | 0.00      | 0.00             | 0.00                   | 0.00             | 100.00                    | 42.07                | 110.00                    |
| 101-265.000-756.000 | MISCELLANEOUS SUPPLIES              | 8,500.00  | 7,160.30         | 9,000.00               | 3,658.20         | 8,000.00                  | 5,493.28             | 8,800.00                  |
| 101-265.000-756.001 | CITY CENTER SUPPLIES                | 0.00      | 0.00             | 2,000.00               | 884.62           | 0.00                      | 0.00                 | 0.00                      |
| 101-265.000-756.003 | TECH EQUIP. SUPPLIES COMPUTERS      | 0.00      | 0.00             | 0.00                   | 0.00             | 10,000.00                 | 8,705.94             | 10,000.00                 |
| 101-265.000-818.000 | CONTRACTUAL                         | 70,000.00 | 67,114.82        | 90,000.00              | 63,317.19        | 25,000.00                 | 13,931.10            | 25,000.00                 |
| 101-265.000-818.006 | ENTERPRISE - MAINTENANCE MANAGEMENT | 0.00      | 0.00             | 0.00                   | 0.00             | 1,250.00                  | 551.71               | 1,375.00                  |
| 101-265.000-819.000 | TECHNOLOGY CONTRACTUAL SERVICES     | 0.00      | 0.00             | 0.00                   | 0.00             | 25,000.00                 | 19,546.05            | 27,500.00                 |
| 101-265.000-853.000 | TELEPHONE, INTERNET, CABLE          | 8,000.00  | 6,322.97         | 12,000.00              | 9,997.12         | 10,000.00                 | 6,424.53             | 11,000.00                 |
| 101-265.000-921.000 | UTILITIES                           | 30,000.00 | 29,529.74        | 73,000.00              | 66,874.72        | 60,000.00                 | 47,606.66            | 66,000.00                 |
| 101-265.000-922.000 | ALARM MONITORING                    | 12,000.00 | 10,401.16        | 1,200.00               | 1,112.26         | 0.00                      | 0.00                 | 0.00                      |
| 101-265.000-931.000 | MAINTENANCE - BUILDINGS             | 20,000.00 | 17,440.56        | 15,000.00              | 7,485.88         | 5,000.00                  | 2,806.94             | 5,500.00                  |
| 101-265.000-934.000 | MAINT. - OFFICE EQUIPMENT           | 5,000.00  | 3,789.04         | 5,000.00               | 4,239.91         | 5,000.00                  | 4,331.54             | 5,500.00                  |
| 101-265.000-962.000 | MISCELLANEOUS                       | 3,000.00  | 2,381.09         | 4,000.00               | 209.00           | 3,000.00                  | 13.27                | 3,300.00                  |
| 101-265.000-963.000 | FIRE & LIABILITY INSURANCE          | 42,500.00 | 42,017.00        | 40,500.00              | 40,493.00        | 41,000.00                 | 40,493.00            | 45,100.00                 |
| 101-265.000-970.057 | OFFICE EQUIPMENT                    | 0.00      | 0.00             | 500.00                 | 0.00             | 2,500.00                  | 0.00                 | 2,750.00                  |
| 101-265.000-971.000 | CAP OUTLAY - BLDG BACKUP IMPROVE    | 0.00      | 0.00             | 12,650.00              | 11,320.00        | 0.00                      | 0.00                 | 8,350.00                  |
| 101-265.000-971.001 | CAPITAL OUTLAY - ENTERPRISE         | 0.00      | 0.00             | 0.00                   | 0.00             | 29,500.00                 | 29,178.76            | 32,450.00                 |
| 101-265.000-974.000 | ZONING EXPENDITURES                 | 0.00      | 0.00             | 500.00                 | 0.00             | 0.00                      | 0.00                 | 0.00                      |
| 101-265.000-991.001 | LEASE - ENTERPRISE FLEET            | 0.00      | 0.00             | 0.00                   | 0.00             | 2,500.00                  | 2,643.10             | 2,750.00                  |
| 101-265.000-993.005 | ENTERPRISE - INTEREST EXPENSE       | 0.00      | 0.00             | 0.00                   | 0.00             | 1,025.00                  | 584.70               | 1,127.50                  |
| 101-267.000-956.000 | BANK FEES AND CHARGES               | 5,000.00  | 4,859.73         | 4,000.00               | 3,063.64         | 228,875.00                | 182,352.65           | 256,612.50                |

**BUILDING AUTHORITY**

|                     |  |            |            |            |            |            |            |            |
|---------------------|--|------------|------------|------------|------------|------------|------------|------------|
| 101-273.000-995.369 | TRANSFERS OUT - TO BLDG AUTH DEBT FUND | 150,000.00 | 149,135.63 | 149,550.00 | 149,546.88 | 150,000.00 | 149,921.90 | 150,000.00 |
|---------------------|--|------------|------------|------------|------------|------------|------------|------------|

**POLICE**

|                     |                           |            |            |            |            |            |            |            |
|---------------------|---------------------------|------------|------------|------------|------------|------------|------------|------------|
| 101-301.000-150.000 | BOOKS & MAGAZINES         | 300.00     | 0.00       | 300.00     | 0.00       | 300.00     | 0.00       | 330.00     |
| 101-301.000-702.000 | SALARIES-FULL TIME        | 660,000.00 | 647,980.12 | 590,000.00 | 580,134.16 | 675,000.00 | 519,228.25 | 742,500.00 |
| 101-301.000-702.001 | SALARIES-CODE ENFORCEMENT | 0.00       | 0.00       | 58,000.00  | 56,624.91  | 15,000.00  | 3,755.52   | 16,500.00  |
| 101-301.000-703.000 | SALARIES-OVERTIME         | 80,000.00  | 62,427.86  | 48,000.00  | 46,645.91  | 40,000.00  | 28,686.14  | 44,000.00  |



| Number                 | Description                        | 2023-24 Amended |                  | 2024-25 Amended |                  | 2024-25 Activity |                      | 2026-27 FINANCE |  |
|------------------------|------------------------------------|-----------------|------------------|-----------------|------------------|------------------|----------------------|-----------------|--|
|                        |                                    | Budget          | 2023-24 Activity | Budget          | 2024-25 Activity | Amended Budget   | YTD AS OF 03/31/2026 | REQUESTED       |  |
| 1-301.000-934.000      | MAINT. - OFFICE EQUIPMENT          | 1,800.00        | 1,623.64         | 1,000.00        | 933.73           | 2,000.00         | 0.00                 | 2,200.00        |  |
| 1-301.000-939.000      | MAINTENANCE - VEHICLE              | 21,000.00       | 17,646.35        | 16,000.00       | 14,408.46        | 30,000.00        | 29,179.81            | 20,000.00       |  |
| 101-301.000-960.000    | EDUCATION AND TRAINING             | 20,000.00       | 18,245.26        | 2,500.00        | 1,514.92         | 13,500.00        | 11,674.00            | 14,850.00       |  |
| 101-301.000-960.100    | MCOLES TRAINING                    | 0.00            | 0.00             | 3,000.00        | 2,807.68         | 0.00             | 0.00                 | 0.00            |  |
| 101-301.000-961.000    | MEDICAL EXAMS                      | 1,500.00        | 1,076.90         | 2,700.00        | 2,219.84         | 2,000.00         | 553.00               | 2,200.00        |  |
| 101-301.000-962.000    | MISCELLANEOUS                      | 3,000.00        | 3,317.22         | 3,000.00        | 2,437.23         | 3,000.00         | 3,023.54             | 3,300.00        |  |
| 101-301.000-963.000    | FIRE & LIABILITY INSURANCE         | 20,500.00       | 20,308.18        | 20,000.00       | 19,033.71        | 19,500.00        | 19,033.71            | 21,450.00       |  |
| 101-301.000-967.013    | DARE PROGRAM                       | 500.00          | 0.00             | 0.00            | 0.00             | 1,500.00         | 0.00                 | 1,650.00        |  |
| 101-301.000-970.050    | RESERVE EQUIPMENT                  | 1,000.00        | 0.00             | 500.00          | 50.00            | 1,000.00         | 154.00               | 1,100.00        |  |
| 101-301.000-971.000    | CAPITAL OUTLAY - CAMERAS/BODY CAMS | 0.00            | 0.00             | 0.00            | 0.00             | 6,000.00         | 5,661.12             | 9,000.00        |  |
| 101-301.000-971.001    | CAPITAL OUTLAY - ENTERPRISE        | 0.00            | 0.00             | 0.00            | 0.00             | 82,500.00        | 82,319.48            | 0.00            |  |
| 101-301.000-972.000    | CAPITAL OUTLAY - RADIOS            | 0.00            | 0.00             | 0.00            | 0.00             | 0.00             | 0.00                 | 40,000.00       |  |
| 101-301.000-991.001    | LEASE - ENTERPRISE FLEET           | 0.00            | 0.00             | 0.00            | 0.00             | 12,000.00        | 7,542.30             | 13,200.00       |  |
| 101-301.000-993.005    | ENTERPRISE - INTEREST EXPENSE      | 0.00            | 0.00             | 0.00            | 0.00             | 2,200.00         | 1,409.90             | 2,420.00        |  |
| 101-301.000-995.001    | TRANSFER-EQUIPMENT RESERVE         | 0.00            | 0.00             | 0.00            | 0.00             | 0.00             | 0.00                 | 0.00            |  |
|                        |                                    |                 |                  |                 |                  | 1,333,450.00     | 1,003,492.62         | 1,401,465.00    |  |
| <b>CROSSING GUARDS</b> |                                    |                 |                  |                 |                  |                  |                      |                 |  |
| 101-315.000-702.000    | SALARIES-FULL TIME                 | 30,000.00       | 24,820.52        | 25,000.00       | 23,662.28        | 25,000.00        | 17,018.72            | 25,000.00       |  |
| 101-315.000-715.000    | EMPLOYER PAYROLL TAXES             | 3,300.00        | 2,855.22         | 3,200.00        | 2,822.66         | 3,000.00         | 1,821.09             | 2,500.00        |  |
| 101-315.000-756.000    | MISCELLANEOUS SUPPLIES             | 0.00            | 0.00             | 0.00            | 0.00             | 250.00           | 0.00                 | 275.00          |  |
|                        |                                    |                 |                  |                 |                  | 28,250.00        | 18,839.81            | 27,775.00       |  |
| <b>FIRE DEPARTMENT</b> |                                    |                 |                  |                 |                  |                  |                      |                 |  |
| 101-336.000-150.000    | BOOKS & MAGAZINES                  | 200.00          | 80.87            | 200.00          | 0.00             | 200.00           | 0.00                 | 220.00          |  |
| 101-336.000-704.001    | SALARIES-VOLUNTEER FIREMAN         | 35,000.00       | 34,305.51        | 38,000.00       | 32,608.52        | 40,000.00        | 34,541.73            | 45,000.00       |  |
| 101-336.000-704.002    | SALARIES - FIRE INSPECTION         | 0.00            | 0.00             | 0.00            | 0.00             | 20,000.00        | 6,104.50             | 22,000.00       |  |
| 101-336.000-715.000    | EMPLOYER PAYROLL TAXES             | 6,500.00        | 5,858.04         | 4,800.00        | 4,033.36         | 6,500.00         | 4,382.09             | 7,150.00        |  |
| 101-336.000-728.000    | OFFICE SUPPLIES                    | 300.00          | 197.88           | 150.00          | 79.45            | 250.00           | 65.83                | 275.00          |  |
| 101-336.000-730.000    | POSTAGE                            | 0.00            | 0.00             | 0.00            | 0.00             | 150.00           | 44.31                | 165.00          |  |
| 101-336.000-751.000    | GAS AND OIL                        | 1,100.00        | 677.69           | 1,700.00        | 1,084.59         | 1,200.00         | 495.82               | 1,320.00        |  |
| 101-336.000-756.000    | MISCELLANEOUS SUPPLIES             | 2,500.00        | 2,147.72         | 2,500.00        | 2,363.03         | 3,000.00         | 2,639.07             | 3,300.00        |  |
| 101-336.000-756.003    | TECHNOLOGY EQUIP. SUPPLIES         | 0.00            | 0.00             | 0.00            | 0.00             | 2,000.00         | 882.79               | 2,500.00        |  |
| 101-336.000-768.000    | UNIFORMS                           | 1,000.00        | 345.18           | 1,500.00        | 804.76           | 2,000.00         | 882.79               | 2,200.00        |  |
| 101-336.000-810.000    | INSURANCE CLAIM REPAIRS            | 23,000.00       | 22,196.61        | 0.00            | 0.00             | 0.00             | 0.00                 | 0.00            |  |

| Number                    | Description                             | 2023-24 Amended |                  | 2024-25 Amended |                  | 2026-27 FINANCE           |                      |            |
|---------------------------|---|-----------------|------------------|-----------------|------------------|---------------------------|----------------------|------------|
|                           |   | Budget          | 2023-24 Activity | Budget          | 2024-25 Activity | 06/30/2026 Amended Budget | YTD AS OF 03/31/2026 | REQUESTED  |
| 101-336.000-818.000       | CONTRACTUAL                             | 1,500.00        | 1,090.25         | 1,500.00        | 903.73           | 2,500.00                  | 340.85               | 2,750.00   |
| 101-336.000-831.000       | MEMBERSHIP AND DUES                     | 800.00          | 605.00           | 1,000.00        | 860.00           | 1,500.00                  | 706.55               | 1,650.00   |
| 101-336.000-851.000       | RADIO MAINTENANCE                       | 2,500.00        | 1,591.75         | 1,500.00        | 923.41           | 2,000.00                  | 3,676.60             | 2,200.00   |
| 101-336.000-851.001       | EQUIPMENT TESTING                       | 7,000.00        | 6,352.12         | 8,000.00        | 7,102.83         | 10,000.00                 | 8,684.00             | 11,000.00  |
| 101-336.000-853.000       | TELEPHONE, INTERNET, CABLE              | 5,000.00        | 4,573.42         | 5,500.00        | 5,007.31         | 7,500.00                  | 5,336.23             | 8,250.00   |
| 101-336.000-864.000       | CONFERENCES AND WORKSHOP                | 300.00          | 207.00           | 1,000.00        | 991.06           | 2,000.00                  | 1,294.15             | 2,200.00   |
| 101-336.000-921.000       | UTILITIES                               | 10,500.00       | 9,622.68         | 12,000.00       | 11,779.91        | 13,000.00                 | 8,652.27             | 14,300.00  |
| 101-336.000-931.000       | MAINTENANCE - BUILDINGS                 | 1,700.00        | 1,620.91         | 1,500.00        | 1,211.67         | 2,000.00                  | 1,269.75             | 2,200.00   |
| 101-336.000-933.000       | MAINTENANCE - EQUIPMENT                 | 1,000.00        | 645.03           | 250.00          | 63.96            | 3,000.00                  | 1,725.25             | 3,300.00   |
| 101-336.000-934.000       | MAINT. - OFFICE EQUIPMENT               | 300.00          | 18.49            | 50.00           | 0.00             | 500.00                    | 0.00                 | 550.00     |
| 101-336.000-939.000       | MAINTENANCE - VEHICLE                   | 6,000.00        | 5,270.85         | 10,000.00       | 8,573.95         | 10,000.00                 | 3,456.90             | 11,000.00  |
| 101-336.000-960.000       | EDUCATION AND TRAINING                  | 1,500.00        | 1,396.00         | 2,000.00        | 1,793.37         | 2,000.00                  | 746.36               | 2,200.00   |
| 101-336.000-961.000       | MEDICAL EXAMS                           | 2,000.00        | 1,723.28         | 2,500.00        | 1,177.36         | 2,000.00                  | 807.00               | 2,200.00   |
| 101-336.000-962.000       | MISCELLANEOUS                           | 1,000.00        | 490.62           | 500.00          | 250.68           | 1,000.00                  | 247.50               | 1,100.00   |
| 101-336.000-963.000       | FIRE AND LIABILITY INSURANCE            | 3,200.00        | 3,155.41         | 3,500.00        | 3,266.69         | 3,500.00                  | 3,266.69             | 3,850.00   |
| 101-336.000-971.000       | CAPITAL OUTLAY - SCBA BOTTLES (10)      | 0.00            | 0.00             | 0.00            | 0.00             | 60,000.00                 | 59,983.77            | 100,000.00 |
| 101-336.000-971.----      | CAPITAL OUTLAY - TURN OUT GEAR (5 SETS) | 0.00            | 0.00             | 0.00            | 0.00             | 0.00                      | 0.00                 | 25,000.00  |
| 101-336.000-971.----      | CAPITAL OUTLAY - RADIOS                 | 0.00            | 0.00             | 0.00            | 0.00             | 10,000.00                 | 0.00                 | 6,000.00   |
| <b>BUILDING INSPECTOR</b> |   |                 |                  |                 |                  |                           |                      |            |
| 101-371.001-150.000       | BOOKS & MAGAZINES                       | 500.00          | 471.00           | 700.00          | 677.50           | 150.00                    | 84.50                | 165.00     |
| 101-371.001-702.000       | SALARIES-FULL TIME                      | 0.00            | 0.00             | 0.00            | 0.00             | 0.00                      | 0.00                 | 0.00       |
| 101-371.001-705.000       | SALARIES-PART TIME                      | 49,000.00       | 45,143.27        | 44,000.00       | 41,832.00        | 50,000.00                 | 38,840.60            | 56,000.00  |
| 101-371.001-715.000       | EMPLOYER PAYROLL TAXES                  | 4,700.00        | 4,152.30         | 3,800.00        | 3,746.15         | 4,000.00                  | 2,971.30             | 5,600.00   |
| 101-371.001-728.000       | OFFICE SUPPLIES                         | 1,000.00        | 994.37           | 1,000.00        | 415.10           | 1,000.00                  | 763.46               | 1,100.00   |
| 101-371.001-818.000       | CONTRACTUAL                             | 500.00          | 191.32           | 3,000.00        | 2,422.75         | 0.00                      | 0.00                 | 0.00       |
| 101-371.001-831.000       | MEMBERSHIP AND DUES                     | 0.00            | 0.00             | 100.00          | 45.00            | 500.00                    | 215.00               | 550.00     |
| 101-371.001-853.000       | TELEPHONE, INTERNET, CABLE              | 1,000.00        | 965.75           | 1,000.00        | 659.45           | 3,000.00                  | 500.70               | 3,300.00   |
| 101-371.001-864.000       | CONFERENCES AND WORKSHOP                | 2,800.00        | 2,316.91         | 1,500.00        | 1,266.36         | 1,000.00                  | 565.00               | 1,100.00   |
| 101-371.001-921.000       | UTILITIES                               | 2,700.00        | 2,601.40         | 0.00            | 0.00             | 0.00                      | 0.00                 | 0.00       |
| 101-371.001-955.001       | TRANSFER TO EQUIPMENT RESERVE           | 0.00            | 0.00             | 17,000.00       | 27,000.00        | 0.00                      | 0.00                 | 0.00       |
|                           |   |                 |                  |                 |                  | 59,650.00                 | 43,940.56            | 67,815.00  |
|                           |   |                 |                  |                 |                  |                           |                      | 283,880.00 |

| 2023-24 Amended                   |                                 | 2024-25 Amended |                  | 06/30/2026 |                  | YTD AS OF      |            | 2026-27 FINANCE |  |
|-----------------------------------|---------------------------------|-----------------|------------------|------------|------------------|----------------|------------|-----------------|--|
| Number                            | Description                     | Budget          | 2023-24 Activity | Budget     | 2024-25 Activity | Amended Budget | 03/31/2026 | REQUESTED       |  |
| <b>DEPARTMENT OF PUBLIC WORKS</b> |                                 |                 |                  |            |                  |                |            |                 |  |
| 101-441.000-702.000               | SALARIES-FULL TIME              | 87,000.00       | 82,460.73        | 60,000.00  | 50,280.74        | 50,000.00      | 41,355.93  | 50,000.00       |  |
| 101-441.000-703.000               | SALARIES-OVERTIME               | 9,000.00        | 3,000.97         | 4,000.00   | 3,070.79         | 8,000.00       | 3,933.90   | 8,800.00        |  |
| 101-441.000-704.000               | SALARIES-TEMPORARY              | 10,000.00       | 0.00             | 40,000.00  | 14,347.70        | 25,000.00      | 14,235.00  | 27,500.00       |  |
| 101-441.000-715.000               | EMPLOYER PAYROLL TAXES          | 18,000.00       | 17,660.37        | 25,500.00  | 25,380.60        | 8,800.00       | 6,057.33   | 9,680.00        |  |
| 101-441.000-715.001               | MEDICAL - PRIORITY HEALTH       | 0.00            | 0.00             | 0.00       | 0.00             | 12,000.00      | 8,750.63   | 14,150.00       |  |
| 101-441.000-715.002               | DENTAL - DELTA                  | 0.00            | 0.00             | 0.00       | 0.00             | 500.00         | 364.31     | 700.00          |  |
| 101-441.000-715.003               | FIDELITY - EYE                  | 0.00            | 0.00             | 0.00       | 0.00             | 80.00          | 53.19      | 115.00          |  |
| 101-441.000-715.004               | MADISON NATIONAL - LIFE         | 0.00            | 0.00             | 0.00       | 0.00             | 130.00         | 93.33      | 150.00          |  |
| 101-441.000-715.005               | HSA                             | 0.00            | 0.00             | 0.00       | 0.00             | 3,100.00       | 3,088.44   | 3,410.00        |  |
| 101-441.000-717.000               | RETIREMENT                      | 0.00            | 0.00             | 0.00       | 0.00             | 3,000.00       | 1,984.16   | 4,000.00        |  |
| 101-441.000-751.000               | GAS AND OIL                     | 27,000.00       | 23,183.81        | 30,000.00  | 22,210.66        | 30,000.00      | 22,117.69  | 33,000.00       |  |
| 101-441.000-756.000               | MISCELLANEOUS SUPPLIES          | 13,500.00       | 13,398.66        | 8,500.00   | 8,360.25         | 15,000.00      | 9,723.89   | 16,500.00       |  |
| 101-441.000-756.003               | TECHNOLOGY EQUIP. SUPPLIES      | 0.00            | 0.00             | 0.00       | 0.00             | 3,500.00       | 0.00       | 3,850.00        |  |
| 101-441.000-758.000               | EQUIPMENT MAINT SUPPLIES        | 0.00            | 0.00             | 20,000.00  | 19,815.55        | 27,000.00      | 15,260.38  | 20,000.00       |  |
| 101-441.000-758.001               | BLDG & GRNDS MAINT SUPPLIES     | 0.00            | 0.00             | 3,000.00   | 2,546.91         | 5,000.00       | 597.93     | 5,000.00        |  |
| 101-441.000-768.000               | UNIFORMS                        | 4,000.00        | 3,865.91         | 4,000.00   | 2,766.59         | 3,000.00       | 1,838.88   | 4,000.00        |  |
| 101-441.000-818.000               | CONTRACTUAL                     | 42,000.00       | 38,500.10        | 27,000.00  | 23,149.77        | 8,000.00       | 5,928.12   | 8,000.00        |  |
| 101-441.000-819.000               | TECHNOLOGY CONTRACTUAL SERVICES | 0.00            | 0.00             | 0.00       | 0.00             | 2,000.00       | 554.85     | 2,200.00        |  |
| 101-441.000-831.000               | MEMBERSHIP AND DUES             | 0.00            | 0.00             | 0.00       | 0.00             | 1,500.00       | 1,275.00   | 1,650.00        |  |
| 101-441.000-853.000               | TELEPHONE, INTERNET, CABLE      | 3,400.00        | 3,272.75         | 5,000.00   | 4,013.31         | 5,000.00       | 3,222.87   | 5,500.00        |  |
| 101-441.000-864.000               | CONFERENCES AND WORKSHOP        | 800.00          | 795.00           | 3,000.00   | 843.85           | 3,000.00       | 0.00       | 3,300.00        |  |
| 101-441.000-873.000               | TRAVEL & CAR ALLOWANCE          | 0.00            | 0.00             | 0.00       | 0.00             | 100.00         | 47.16      | 110.00          |  |
| 101-441.000-921.000               | UTILITIES                       | 25,000.00       | 22,031.30        | 33,000.00  | 31,504.89        | 35,000.00      | 25,901.41  | 38,500.00       |  |
| 101-441.000-922.000               | ALARM MONITORING                | 0.00            | 0.00             | 6,000.00   | 3,258.53         | 5,000.00       | 546.66     | 5,500.00        |  |
| 101-441.000-924.000               | TRAFFIC SIGNAL-RIVER & REDBUD   | 0.00            | 0.00             | 0.00       | 0.00             | 0.00           | 0.00       | 0.00            |  |
| 101-441.000-926.000               | STREET LIGHTING                 | 35,000.00       | 35,730.92        | 7,000.00   | 6,241.41         | 15,000.00      | 9,906.85   | 15,000.00       |  |
| 101-441.000-928.000               | TRAFFIC SIGNAL-FRONT & REDBUD   | 0.00            | 0.00             | 0.00       | 0.00             | 0.00           | 0.00       | 0.00            |  |
| 101-441.000-931.000               | MAINTENANCE - BUILDINGS         | 1,000.00        | 0.00             | 4,000.00   | 1,477.96         | 5,000.00       | 3,314.80   | 5,500.00        |  |
| 101-441.000-932.000               | MAINTENANCE - GROUNDS           | 5,000.00        | 2,606.33         | 1,000.00   | 360.00           | 3,000.00       | 629.45     | 3,300.00        |  |
| 101-441.000-933.000               | MAINTENANCE - EQUIPMENT         | 25,000.00       | 22,775.24        | 15,000.00  | 14,455.39        | 25,000.00      | 18,328.94  | 27,500.00       |  |
| 101-441.000-939.000               | MAINTENANCE - VEHICLE           | 33,000.00       | 31,303.96        | 3,000.00   | 2,403.08         | 10,000.00      | 4,200.32   | 11,000.00       |  |
| 101-441.000-961.000               | MEDICAL EXAMS                   | 0.00            | 0.00             | 200.00     | 200.00           | 2,500.00       | 1,621.04   | 2,750.00        |  |

| Number              | Description                           | 2023-24 Amended |                  | 2024-25 Amended |                  | 2024-25 Activity |            | 2026-27 FINANCE |  |
|---------------------|---------------------------------------|-----------------|------------------|-----------------|------------------|------------------|------------|-----------------|--|
|                     |                                       | Budget          | 2023-24 Activity | Budget          | 2024-25 Activity | Amended Budget   | YTD AS OF  | REQUESTED       |  |
|                     |                                       |                 |                  |                 |                  | 06/30/2026       | 03/31/2026 |                 |  |
| 101-441.000-962.000 | MISCELLANEOUS                         | 1,500.00        | 959.47           | 1,000.00        | 215.84           | 2,500.00         | 0.00       | 2,750.00        |  |
| 101-441.000-963.000 | FIRE AND LIABILITY/INSURANCE          | 10,500.00       | 10,461.94        | 12,000.00       | 11,854.40        | 16,000.00        | 15,783.40  | 17,600.00       |  |
| 101-441.000-964.001 | BUILDING BACK-UP CAPACITY IMPROV.     | 0.00            | 0.00             | 0.00            | 0.00             | 0.00             | 0.00       | 0.00            |  |
| 101-441.000-970.056 | STORMWATER PHASE II                   | 7,000.00        | 6,670.16         | 8,000.00        | 8,246.20         | 9,000.00         | 4,610.68   | 9,900.00        |  |
| 101-441.000-971.000 | CAPITAL OUTLAY - DUMP TRUCK REFURB    | 0.00            | 0.00             | 0.00            | 0.00             | 8,000.00         | 0.00       | 70,000.00       |  |
| 101-441.000-971.--- | CAPITAL OUTLAY - LEASE OF 1 TRUCK     | 2,150.00        | 2,149.22         | 0.00            | 0.00             | 0.00             | 0.00       | 55,000.00       |  |
| 101-441.000-971-000 | CAPITAL OUTLAY - DOWNTOWN STREETSCAPE |                 |                  |                 |                  |                  |            | 200,000.00      |  |
| 101-441.000-994.000 | NOTE PAYABLE- INTEREST                |                 |                  |                 |                  | 11,600.00        | 11,600.00  | 0.00            |  |
| 101-441.000-994.001 | TRANSFER-EQUIPMENT RESERVE            | 0.00            | 0.00             | 0.00            | 0.00             | 25,000.00        | 0.00       | 25,000.00       |  |
|                     |                                       |                 |                  |                 |                  | 386,310.00       | 236,926.54 | 710,915.00      |  |
| <b>CEMETERY</b>     |                                       |                 |                  |                 |                  |                  |            |                 |  |
| 101-567.000-702.000 | SALARIES-FULL TIME                    | 41,000.00       | 35,041.86        | 26,000.00       | 25,548.95        | 37,500.00        | 23,574.17  | 31,000.00       |  |
| 101-567.000-703.000 | SALARIES-OVERTIME                     | 2,000.00        | 793.06           | 1,000.00        | 589.66           | 3,000.00         | 1,107.91   | 3,300.00        |  |
| 101-567.000-704.000 | SALARIES-TEMPORARY                    | 6,000.00        | (375.00)         | 15,000.00       | 13,256.50        | 15,000.00        | 2,917.50   | 16,500.00       |  |
| 101-567.000-715.000 | EMPLOYER PAYROLL TAXES                | 11,500.00       | 8,586.58         | 15,000.00       | 14,111.62        | 4,200.00         | 2,950.12   | 4,620.00        |  |
| 101-567.000-715.001 | MEDICAL - PRIORITY HEALTH             | 0.00            | 0.00             | 0.00            | 0.00             | 12,000.00        | 8,434.54   | 13,100.00       |  |
| 101-567.000-715.002 | DENTAL - DELTA                        | 0.00            | 0.00             | 0.00            | 0.00             | 450.00           | 302.68     | 700.00          |  |
| 101-567.000-715.003 | FIDELITY - EYE                        | 0.00            | 0.00             | 0.00            | 0.00             | 160.00           | 35.55      | 110.00          |  |
| 101-567.000-715.004 | MADISON NATIONAL - LIFE               | 0.00            | 0.00             | 0.00            | 0.00             | 100.00           | 64.80      | 100.00          |  |
| 101-567.000-715.005 | HSA                                   | 0.00            | 0.00             | 0.00            | 0.00             | 2,800.00         | 2,740.40   | 3,080.00        |  |
| 101-567.000-717.000 | RETIREMENT                            | 0.00            | 0.00             | 0.00            | 0.00             | 1,500.00         | 1,015.60   | 2,000.00        |  |
| 101-567.000-751.000 | GAS AND OIL                           | 14,000.00       | 11,768.74        | 15,000.00       | 10,570.88        | 11,000.00        | 6,687.03   | 12,100.00       |  |
| 101-567.000-756.000 | MISCELLANEOUS SUPPLIES                | 7,000.00        | 6,644.74         | 10,000.00       | 9,057.36         | 9,000.00         | 2,950.64   | 9,900.00        |  |
| 101-567.000-756.003 | TECH EQUIP. SUPPLIES - COMPUTER       | 0.00            | 0.00             | 0.00            | 0.00             | 1,000.00         | 0.00       | 1,100.00        |  |
| 101-567.000-758.000 | EQUIPMENT MAINT SUPPLIES              | 0.00            | 0.00             | 5,000.00        | 3,673.70         | 5,000.00         | 1,560.52   | 5,500.00        |  |
| 101-567.000-768.000 | UNIFORMS                              | 600.00          | 181.89           | 1,000.00        | 820.75           | 2,500.00         | 760.54     | 2,750.00        |  |
| 101-567.000-810.000 | INSURANCE CLAIM REPAIRS               | 0.00            | 0.00             | 0.00            | 0.00             | 0.00             | 1,698.96   | 0.00            |  |
| 101-567.000-818.000 | CONTRACTUAL                           | 2,000.00        | 1,510.59         | 9,000.00        | 5,781.53         | 2,000.00         | 1,302.32   | 2,000.00        |  |
| 101-567.000-819.000 | TECHNOLOGY CONTRACTUAL SERVICES       | 0.00            | 0.00             | 0.00            | 0.00             | 3,000.00         | 0.00       | 3,300.00        |  |
| 101-567.000-831.000 | MEMBERSHIP AND DUES                   | 100.00          | 45.00            | 300.00          | 45.00            | 300.00           | 45.00      | 330.00          |  |
| 101-567.000-853.000 | TELEPHONE, INTERNET, CABLE            | 3,000.00        | 2,713.91         | 3,000.00        | 2,703.38         | 3,500.00         | 2,022.96   | 3,850.00        |  |
| 101-567.000-921.000 | UTILITIES                             | 10,000.00       | 7,114.62         | 13,000.00       | 12,369.18        | 14,000.00        | 8,920.93   | 15,400.00       |  |

| Line Number                       | Description                 | 2023-24 Amended |                  | 2024-25 Amended |                  | 2026-27 FINANCE           |                      |                   |
|-----------------------------------|-----------------------------|-----------------|------------------|-----------------|------------------|---------------------------|----------------------|-------------------|
|                                   |                             | Budget          | 2023-24 Activity | Budget          | 2024-25 Activity | 06/30/2026 Amended Budget | YTD AS OF 03/31/2026 | REQUESTED         |
| 101-567.000-931.000               | MAINTENANCE - BUILDINGS     | 5,000.00        | 2,552.09         | 2,000.00        | 1,076.55         | 7,000.00                  | 0.00                 | 7,700.00          |
| 101-567.000-932.000               | MAINTENANCE - GROUNDS       | 3,000.00        | 1,195.00         | 1,000.00        | 731.00           | 6,000.00                  | 297.00               | 6,600.00          |
| 101-567.000-933.000               | MAINTENANCE - EQUIPMENT     | 8,000.00        | 6,161.59         | 11,500.00       | 8,383.92         | 12,000.00                 | 357.97               | 13,200.00         |
| 101-567.000-934.000               | MAINT. - OFFICE EQUIPMENT   | 500.00          | 252.52           | 0.00            | 0.00             | 1,000.00                  | 0.00                 | 1,100.00          |
| 101-567.000-939.000               | MAINTENANCE - VEHICLE       | 3,000.00        | 1,784.73         | 550.00          | 355.55           | 3,000.00                  | 267.93               | 3,300.00          |
| 101-567.000-960.000               | EDUCATION AND TRAINING      | 0.00            | 0.00             | 0.00            | 0.00             | 4,000.00                  | 2,705.00             | 4,400.00          |
| 101-567.000-961.000               | MEDICAL EXAMS               | 500.00          | 148.00           | 500.00          | 272.00           | 1,000.00                  | 59.00                | 1,100.00          |
| 101-567.000-962.000               | MISCELLANEOUS               | 1,200.00        | 921.45           | 225.00          | 25.00            | 1,500.00                  | 0.00                 | 1,650.00          |
| 101-567.000-963.000               | FIRE & LIABILITY INSURANCE  | 2,500.00        | 2,473.05         | 3,000.00        | 2,684.52         | 2,750.00                  | 2,684.52             | 3,025.00          |
| 101-567.000-971.000               | CAPITAL OUTLAY              | 0.00            | 0.00             | 0.00            | 0.00             | 95,000.00                 | 38,010.00            | 0.00              |
| 101-567.000-971----               | CAPITAL OUTLAY - DUMP TRUCK |                 |                  |                 |                  | 0.00                      | 0.00                 | 90,000.00         |
| 101-567.000-971----               | CAPITAL OUTLAY - MOWER      |                 |                  |                 |                  | 0.00                      | 0.00                 | 12,000.00         |
| 101-567.000-995.001               | TRANSFER-EQUIPMENT RESERVE  | 0.00            | 0.00             | 5,500.00        | 5,500.00         | 0.00                      | 0.00                 | 10,000.00         |
| <b>AMBULANCE</b>                  |                             |                 |                  |                 |                  | <b>261,260.00</b>         | <b>113,473.59</b>    | <b>284,815.00</b> |
| 101-651.000-818.000               | CONTRACTUAL                 | 0.00            | 82,388.07        | 30,000.00       | 0.00             | 25,000.00                 | 0.00                 | <b>27,500.00</b>  |
| <b>ECON/COMMUNITY DEVELOPMENT</b> |                             |                 |                  |                 |                  |                           |                      |                   |
| 101-700.000-702.000               | SALARIES-FULL TIME          | 0.00            | 0.00             | 0.00            | 0.00             | 85,000.00                 | 78,460.62            | 93,500.00         |
| 101-700.000-702.001               | SALARIES-CODE ENFORCEMENT   | 0.00            | 0.00             | 0.00            | 0.00             | 50,000.00                 | 27,809.28            | 55,000.00         |
| 101-700.000-703.000               | SALARIES-OVERTIME           | 0.00            | 0.00             | 0.00            | 0.00             | 150.00                    | 249.23               | 165.00            |
| 101-700.000-715.000               | EMPLOYER PAYROLL TAXES      | 0.00            | 0.00             | 0.00            | 0.00             | 20,000.00                 | 7,661.69             | 22,000.00         |
| 101-700.000-715.001               | MEDICAL - PRIORITY HEALTH   | 0.00            | 0.00             | 0.00            | 0.00             | 27,200.00                 | 16,017.84            | 22,750.00         |
| 101-700.000-715.002               | DENTAL - DELTA              | 0.00            | 0.00             | 0.00            | 0.00             | 1,450.00                  | 896.21               | 1,300.00          |
| 101-700.000-715.003               | FIDELITY - EYE              | 0.00            | 0.00             | 0.00            | 0.00             | 250.00                    | 138.78               | 275.00            |
| 101-700.000-715.004               | MADISON NATIONAL - LIFE     | 0.00            | 0.00             | 0.00            | 0.00             | 250.00                    | 170.02               | 250.00            |
| 101-700.000-715.005               | HSA                         | 0.00            | 0.00             | 0.00            | 0.00             | 7,000.00                  | 3,994.25             | 7,700.00          |
| 101-700.000-717.000               | RETIREMENT                  | 0.00            | 0.00             | 0.00            | 0.00             | 10,700.00                 | 8,688.96             | 12,750.00         |
| 101-700.000-728.000               | OFFICE SUPPLIES             | 0.00            | 0.00             | 0.00            | 0.00             | 1,000.00                  | 548.74               | 1,100.00          |
| 101-700.000-730.000               | POSTAGE                     | 0.00            | 0.00             | 0.00            | 0.00             | 500.00                    | 516.12               | 550.00            |
| 101-700.000-735.000               | ECONOMIC DEVELOPMENT        | 35,000.00       | 34,770.32        | 50,000.00       | 49,758.85        | 0.00                      | <b>(83.62)</b>       | 0.00              |
| 101-700.000-805.000               | MARKETING PLAN              | 0.00            | 0.00             | 3,000.00        | 944.76           | 1,000.00                  | 791.91               | 1,100.00          |
| 101-700.000-818.000               | CONTRACTUAL                 | 0.00            | 0.00             | 0.00            | 0.00             | 25,000.00                 | 20,735.70            | 27,500.00         |

| Number              | Description                   | 2023-24 Amended |                  | 2024-25 Amended |                  | 2024-25 Activity  |                   | 2024-25 Activity  |  | 2026-27 FINANCE |  |
|---------------------|-------------------------------|-----------------|------------------|-----------------|------------------|-------------------|-------------------|-------------------|--|-----------------|--|
|                     |                               | Budget          | 2023-24 Activity | Budget          | 2024-25 Activity | Amended Budget    | YTD AS OF         | REQUESTED         |  |                 |  |
| 101-700.000-818.007 | CONSULTING AGREEMENTS         | 0.00            | 0.00             | 0.00            | 0.00             | 25,000.00         | 23,125.69         | 27,500.00         |  |                 |  |
| 101-700.000-826.000 | LEGAL FEES                    | 0.00            | 0.00             | 25,000.00       | 17,355.01        | 15,000.00         | 8,937.50          | 16,500.00         |  |                 |  |
| 101-700.000-831.000 | MEMBERSHIP AND DUES           | 0.00            | 0.00             | 0.00            | 0.00             | 1,000.00          | 840.80            | 1,100.00          |  |                 |  |
| 101-700.000-853.000 | TELEPHONE, INTERNET, CABLE    | 0.00            | 0.00             | 0.00            | 0.00             | 1,500.00          | 778.89            | 1,650.00          |  |                 |  |
| 101-700.000-873.000 | TRAVEL & CAR ALLOWANCE        | 0.00            | 0.00             | 0.00            | 0.00             | 2,500.00          | 1,720.84          | 2,750.00          |  |                 |  |
| 101-700.000-885.000 | PUBLIC RELATIONS              | 0.00            | 0.00             | 5,000.00        | 10.71            | 10,000.00         | 6,559.37          | 11,000.00         |  |                 |  |
| 101-700.000-955.001 | TRANSFER TO EQUIPMENT RESERVE | 0.00            | 0.00             | 25,000.00       | 25,000.00        | 0.00              | 0.00              | 0.00              |  |                 |  |
| 101-700.000-962.000 | MISCELLANEOUS                 | 0.00            | 0.00             | 0.00            | 0.00             | 500.00            | 208.99            | 550.00            |  |                 |  |
| 101-700.000-967.002 | GRANTS & SPECIAL PROJECTS     | 0.00            | 0.00             | 90,000.00       | 105,689.51       | 110,000.00        | 109,377.95        | 121,000.00        |  |                 |  |
| 101-700.000-967.003 | VICTORY ST. DEMOLITION        | 0.00            | 0.00             | 18,000.00       | 17,800.00        | 0.00              | 0.00              | 0.00              |  |                 |  |
| 101-700.000-967.004 | GRANT MATCH - KATHRYN PARK    | 0.00            | 0.00             | 0.00            | 0.00             | 0.00              | 0.00              | 0.00              |  |                 |  |
| 101-700.000-967.005 | KATHRYN PARK UPGRADES         | 0.00            | 0.00             | 0.00            | 0.00             | 100,000.00        | 0.00              | 0.00              |  |                 |  |
| 101-700.000-967.006 | BLIGHT DEMOLITION             | 0.00            | 0.00             | 0.00            | 0.00             | 0.00              | 0.00              | 0.00              |  |                 |  |
| 101-700.000-967.007 | SIDEWALK REPLACEMENT PROGRAM  | 0.00            | 0.00             | 0.00            | 0.00             | 60,000.00         | 0.00              | 60,000.00         |  |                 |  |
| 101-700.000-967.020 | NORTHSIDE REPAIR PROGRAM      | 0.00            | 0.00             | 0.00            | 0.00             | 200,000.00        | 161,666.20        | 200,000.00        |  |                 |  |
|                     |                               |                 |                  |                 |                  | <b>755,000.00</b> | <b>479,811.96</b> | <b>687,990.00</b> |  |                 |  |
| 101-701.000-887.000 | STREETSCAPE PROJECT           | 22,500.00       | 22,010.19        | 0.00            | 385.37           | 0.00              | 0.00              | 0.00              |  |                 |  |
| <b>BARB</b>         |                               |                 |                  |                 |                  |                   |                   |                   |  |                 |  |
| 101-755.000-756.000 | MISCELLANEOUS SUPPLIES        | 600.00          | 365.14           | 500.00          | 60.87            | 1,000.00          | 295.00            | 1,100.00          |  |                 |  |
| 101-755.000-756.014 | MISCELLANEOUS                 | 1,000.00        | 579.76           | 500.00          | 329.54           | 1,000.00          | 0.00              | 1,100.00          |  |                 |  |
| 101-755.000-818.000 | CONTRACTUAL                   | 12,000.00       | 8,967.66         | 20,000.00       | 14,979.16        | 20,000.00         | 15,318.80         | 22,000.00         |  |                 |  |
| 101-755.000-864.000 | CONFERENCES AND WORKSHOP      | 0.00            | 0.00             | 0.00            | 0.00             | 500.00            | 0.00              | 550.00            |  |                 |  |
| 101-755.000-921.000 | UTILITIES                     | 1,500.00        | 1,074.21         | 2,500.00        | 1,433.14         | 2,500.00          | 1,072.98          | 2,750.00          |  |                 |  |
| 101-755.000-932.000 | MAINTENANCE - GROUNDS         | 0.00            | 0.00             | 500.00          | 73.00            | 3,000.00          | 0.00              | 3,300.00          |  |                 |  |
| 101-755.000-935.000 | BUILDING & GROUNDS MAINT.     | 3,000.00        | 2,805.50         | 0.00            | 0.00             | 0.00              | 0.00              | 0.00              |  |                 |  |
| 101-755.000-962.000 | MISCELLANEOUS                 | 500.00          | 427.77           | 1,000.00        | 784.08           | 1,000.00          | 0.00              | 1,100.00          |  |                 |  |
| 101-755.000-963.000 | FIRE & LIABILITY INSURANCE    | 250.00          | 236.00           | 675.00          | 656.00           | 800.00            | 656.00            | 880.00            |  |                 |  |
| 101-755.000-971.000 | CAPITAL OUTLAY - BOAT LAUNCH  | 0.00            | 0.00             | 0.00            | 0.00             | 0.00              | 0.00              | 800,000.00        |  |                 |  |
| 101-755.000-995.002 | TRANSFER- CAPITAL RESERVE     | 0.00            | 0.00             | 0.00            | 0.00             | 0.00              | 0.00              | 0.00              |  |                 |  |
|                     |                               |                 |                  |                 |                  | <b>29,800.00</b>  | <b>17,342.78</b>  | <b>832,780.00</b> |  |                 |  |

| Number                         | Description                | 2023-24 Amended Budget |          | 2023-24 Activity |          | 2024-25 Amended Budget |          | 2024-25 Activity |          | 06/30/2026 Amended Budget |           | YTD As of 03/31/2026 |                  | 2026-27 FINANCE REQUESTED |         |           |
|--------------------------------|----------------------------|------------------------|----------|------------------|----------|------------------------|----------|------------------|----------|---------------------------|-----------|----------------------|------------------|---------------------------|---------|-----------|
|                                |                            | Budget                 | Activity | Budget           | Activity | Budget                 | Activity | Budget           | Activity | Budget                    | Activity  | YTD                  | As of            | 2026-27                   | FINANCE | REQUESTED |
| <b>FINITY GROUPS:</b>          |                            |                        |          |                  |          |                        |          |                  |          |                           |           |                      |                  |                           |         |           |
| <b>MMON CONCERT SERIES DDA</b> |                            |                        |          |                  |          |                        |          |                  |          |                           |           |                      |                  |                           |         |           |
| 101-761.001-885.000            | PUBLIC RELATIONS           | 0.00                   | 0.00     | 0.00             | 0.00     | 0.00                   | 0.00     | 0.00             | 0.00     | 0.00                      | 0.00      | 0.00                 | 0.00             |                           |         |           |
| <b>FARMER'S MARKET DDA</b>     |                            |                        |          |                  |          |                        |          |                  |          |                           |           |                      |                  |                           |         |           |
| 101-761.002-756.000            | MISCELLANEOUS SUPPLIES     | 0.00                   | 0.00     | 0.00             | 0.00     | 0.00                   | 0.00     | 0.00             | 0.00     | 4,000.00                  | 465.95    |                      |                  |                           |         |           |
| 101-761.002-803.000            | MARKET MASTER FEES         | 0.00                   | 0.00     | 0.00             | 0.00     | 0.00                   | 0.00     | 0.00             | 0.00     | 6,000.00                  | 4,140.00  |                      |                  |                           |         |           |
| 101-761.002-857.000            | WEBSITE                    | 0.00                   | 0.00     | 0.00             | 0.00     | 0.00                   | 0.00     | 0.00             | 0.00     | 450.00                    | 154.92    |                      |                  |                           |         |           |
| 101-761.002-921.000            | UTILITIES                  | 0.00                   | 0.00     | 0.00             | 0.00     | 0.00                   | 0.00     | 0.00             | 0.00     | 100.00                    | 0.00      |                      |                  |                           |         |           |
| 101-761.002-932.000            | MAINTENANCE - GROUNDS      | 0.00                   | 0.00     | 0.00             | 0.00     | 0.00                   | 0.00     | 0.00             | 0.00     | 100.00                    | 0.00      |                      |                  |                           |         |           |
| 101-761.002-963.000            | FIRE & LIABILITY INSURANCE | 0.00                   | 0.00     | 0.00             | 0.00     | 0.00                   | 0.00     | 0.00             | 0.00     | 200.00                    | 69.00     |                      |                  |                           |         |           |
|                                |                            |                        |          |                  |          |                        |          |                  |          |                           | 10,850.00 | 4,829.87             |                  |                           |         |           |
| <b>TIN SHOP THEATER DDA</b>    |                            |                        |          |                  |          |                        |          |                  |          |                           |           |                      |                  |                           |         |           |
| 101-761.003-921.000            | UTILITIES                  | 0.00                   | 0.00     | 0.00             | 0.00     | 0.00                   | 0.00     | 0.00             | 0.00     | 3,000.00                  | 2,639.65  |                      |                  |                           |         |           |
| 101-761.003-931.000            | MAINTENANCE - BUILDINGS    | 0.00                   | 0.00     | 0.00             | 0.00     | 0.00                   | 0.00     | 0.00             | 0.00     | 5,000.00                  | 7.50      |                      |                  |                           |         |           |
| 101-761.003-962.000            | MISCELLANEOUS              | 0.00                   | 0.00     | 0.00             | 0.00     | 0.00                   | 0.00     | 0.00             | 0.00     | 2,000.00                  | 0.00      |                      |                  |                           |         |           |
|                                |                            |                        |          |                  |          |                        |          |                  |          |                           | 10,000.00 | 2,647.15             |                  |                           |         |           |
| <b>CITY CENTER</b>             |                            |                        |          |                  |          |                        |          |                  |          |                           |           |                      |                  |                           |         |           |
| 101-761.004-756.000            | MISCELLANEOUS SUPPLIES     | 0.00                   | 0.00     | 0.00             | 0.00     | 0.00                   | 0.00     | 0.00             | 0.00     | 6,000.00                  | 2,213.44  |                      |                  |                           |         | 6,600.00  |
| 101-761.004-756.005            | RENTAL REFUNDS             | 0.00                   | 0.00     | 0.00             | 0.00     | 0.00                   | 0.00     | 0.00             | 0.00     | 1,000.00                  | 900.00    |                      |                  |                           |         | 1,100.00  |
| 101-761.004-921.000            | UTILITIES                  | 0.00                   | 0.00     | 0.00             | 0.00     | 0.00                   | 0.00     | 0.00             | 0.00     | 12,250.00                 | 8,734.47  |                      |                  |                           |         | 13,000.00 |
| 101-761.004-931.000            | MAINTENANCE - BUILDINGS    | 0.00                   | 0.00     | 0.00             | 0.00     | 0.00                   | 0.00     | 0.00             | 0.00     | 5,000.00                  | 4,964.25  |                      |                  |                           |         | 5,500.00  |
|                                |                            |                        |          |                  |          |                        |          |                  |          |                           | 24,250.00 | 16,812.16            | <b>26,200.00</b> |                           |         |           |
| <b>PEAR'S MILL DDA</b>         |                            |                        |          |                  |          |                        |          |                  |          |                           |           |                      |                  |                           |         |           |
| 101-761.005-756.000            | MISCELLANEOUS SUPPLIES     | 0.00                   | 0.00     | 0.00             | 0.00     | 0.00                   | 0.00     | 0.00             | 0.00     | 3,400.00                  | 108.98    |                      |                  |                           |         |           |
| 101-761.005-853.000            | TELEPHONE, INTERNET, CABLE | 0.00                   | 0.00     | 0.00             | 0.00     | 0.00                   | 0.00     | 0.00             | 0.00     | 2,500.00                  | 1,608.47  |                      |                  |                           |         |           |
| 101-761.005-921.000            | UTILITIES                  | 0.00                   | 0.00     | 0.00             | 0.00     | 0.00                   | 0.00     | 0.00             | 0.00     | 2,500.00                  | 856.06    |                      |                  |                           |         |           |
| 101-761.005-922.000            | ALARM MONITORING           | 0.00                   | 0.00     | 0.00             | 0.00     | 0.00                   | 0.00     | 0.00             | 0.00     | 1,500.00                  | 243.00    |                      |                  |                           |         |           |
| 101-761.005-932.000            | MAINTENANCE - GROUNDS      | 0.00                   | 0.00     | 0.00             | 0.00     | 0.00                   | 0.00     | 0.00             | 0.00     | 1,000.00                  | 380.00    |                      |                  |                           |         |           |
| 101-761.005-963.000            | FIRE & LIABILITY INSURANCE | 0.00                   | 0.00     | 0.00             | 0.00     | 0.00                   | 0.00     | 0.00             | 0.00     | 750.00                    | 743.00    |                      |                  |                           |         |           |
|                                |                            |                        |          |                  |          |                        |          |                  |          |                           | 11,650.00 | 3,939.51             |                  |                           |         |           |

**SEE FRIENDS**

| Number              | Description              | 2023-24 Amended Budget | 2023-24 Activity | 2024-25 Amended Budget | 2024-25 Activity | 06/30/2026 Amended Budget | YTD AS OF 03/31/2026 | 2026-27 FINANCE REQUESTED |
|---------------------|--------------------------|------------------------|------------------|------------------------|------------------|---------------------------|----------------------|---------------------------|
| 101-761.006-756.000 | MISCELLANEOUS SUPPLIES   | 0.00                   | 0.00             | 0.00                   | 0.00             | 1,100.00                  | 128.29               | 1,100.00                  |
| 101-761.006-818.000 | CONTRACTUAL              | 0.00                   | 0.00             | 0.00                   | 0.00             | 6,000.00                  | 5,915.90             | 6,000.00                  |
| 101-761.006-978.000 | TREE REMOVAL/REPLACEMENT | 0.00                   | 0.00             | 0.00                   | 0.00             | 6,500.00                  | 0.00                 | 3,000.00                  |
|                     |                          |                        |                  |                        |                  | 13,600.00                 | 6,044.19             | <b>10,100.00</b>          |

**CITY-WIDE CLEAN-UP**

|                     |                  |      |      |      |      |          |      |                 |
|---------------------|------------------|------|------|------|------|----------|------|-----------------|
| 101-761.007-885.000 | PUBLIC RELATIONS | 0.00 | 0.00 | 0.00 | 0.00 | 8,000.00 | 0.00 | <b>8,800.00</b> |
|---------------------|------------------|------|------|------|------|----------|------|-----------------|

**LIBRARY PROGRAMS**

|                     |                  |      |      |      |      |          |      |                 |
|---------------------|------------------|------|------|------|------|----------|------|-----------------|
| 101-761.008-885.000 | PUBLIC RELATIONS | 0.00 | 0.00 | 0.00 | 0.00 | 1,500.00 | 0.00 | <b>1,650.00</b> |
|---------------------|------------------|------|------|------|------|----------|------|-----------------|

|                              |  |                     |                     |                     |                     |                     |                     |                     |
|------------------------------|--|---------------------|---------------------|---------------------|---------------------|---------------------|---------------------|---------------------|
| <b>Total Appropriations:</b> |  | <b>3,220,675.00</b> | <b>2,862,594.31</b> | <b>3,349,245.00</b> | <b>3,054,187.68</b> | <b>4,296,272.00</b> | <b>2,944,941.22</b> | <b>5,682,257.50</b> |
|                              |  |                     |                     |                     |                     | <b>4,343,897.00</b> | <b>3,402,283.10</b> | <b>5,155,300.00</b> |

|  |                   |                     |                   |                   |                  |                   |                     |
|--|-------------------|---------------------|-------------------|-------------------|------------------|-------------------|---------------------|
| <b>Net of Revenues &amp; Appropriations:</b> | <b>278,442.00</b> | <b>1,011,999.85</b> | <b>408,097.00</b> | <b>665,530.35</b> | <b>47,625.00</b> | <b>457,341.88</b> | <b>(526,957.50)</b> |
|--|-------------------|---------------------|-------------------|-------------------|------------------|-------------------|---------------------|

**FY 2026-2027 Debt Payments:**

|                                  | Principal | Interest   | FY Total   | 101               | Fund Bal W/D       |
|----------------------------------|-----------|------------|------------|-------------------|--------------------|
| Building Authority Bond Debt     | 90,000.00 | 205,343.76 | 295,343.76 | 147,671.88        | \$218,000 /mo *2.5 |
| 2025 Cap Projects Bond/Loan Debt | 67,000.00 | 87,772.50  | 154,772.50 | 154,772.50        | 6.5 mo remaining   |
|                                  |           |            |            | <b>302,545.38</b> |                    |

**Planned Capital Projects FY 2026-2027:**

|                     |                   |
|---------------------|-------------------|
| Streetscape         | 45,748.00         |
| Fire Dept Equipment | 131,000.00        |
| Chamber Upgrades    | 2,602.00          |
| Cemetery Equipment  | 29,027.00         |
| Boat Launch         | 145,691.00        |
|                     | <b>354,068.00</b> |

**545,000.00**

| GL Number | Description | 2023-24 Amended Budget | 2023-24 Activity Budget | 2024-25 Amended Budget | 2024-25 Activity Budget | 06/30/2026 Amended Budget | YTD As Of 04/15/2026 | 2026-27 FINANCE RECOMMENDED |
|-----------|-------------|------------------------|-------------------------|------------------------|-------------------------|---------------------------|----------------------|-----------------------------|
|-----------|-------------|------------------------|-------------------------|------------------------|-------------------------|---------------------------|----------------------|-----------------------------|

**PROPOSED MAJOR AND LOCAL STREETS FY 2026-2027 BUDGET**

Major Streets

Fund 202

--- Estimated Revenue ---

|                                 |                                    |                   |                   |                     |                     |                   |                   |                     |
|---------------------------------|------------------------------------|-------------------|-------------------|---------------------|---------------------|-------------------|-------------------|---------------------|
| 202-000.000-546.000             | GAS & WEIGHT TAX                   | 506,190.00        | 509,384.79        | 525,000.00          | 539,221.22          | 550,000.00        | 388,689.41        | 611,611.00          |
| 202-000.000-557.000             | STATE ROAD FUNDING                 | 0.00              | 0.00              | 0.00                | 0.00                | 0.00              | 0.00              | 400,000.00          |
| 202-000.000-569.000             | STATE GRANTS/OTHER RECEIVABLES     | 0.00              | 0.00              | 0.00                | 0.00                | 0.00              | 0.00              | 0.00                |
| 202-000.000-665.000             | INTEREST EARNED - BANK/INVESTMENTS | 35,000.00         | 43,832.90         | 35,000.00           | 42,477.57           | 35,000.00         | 0.00              | 20,000.00           |
| 202-000.000-670.010             | TRANSFER FROM ST.REPAIR & MAIN     | 0.00              | 0.00              | 500,000.00          | 500,000.00          | 0.00              | 0.00              | 0.00                |
| 202-000.000-675.000             | MISC REVENUE/DONATION              | 0.00              | 0.00              | 0.00                | 0.00                | 0.00              | 0.00              | 0.00                |
| <b>Total Estimated Revenue:</b> |                                    | <b>541,190.00</b> | <b>553,217.69</b> | <b>1,060,000.00</b> | <b>1,081,698.79</b> | <b>585,000.00</b> | <b>388,689.41</b> | <b>1,031,611.00</b> |

--- Appropriations ---

|                     |                                    |      |      |            |            |            |            |            |
|---------------------|------------------------------------|------|------|------------|------------|------------|------------|------------|
| 202-000.000-971.202 | CAPITAL OUTLAY - CULVERT           | 0.00 | 0.00 | 800,000.00 | 743,231.80 | 8,000.00   | 7,253.57   | 0.00       |
| 202-000.000-972.202 | CAPITAL OUTLAY - WALL              | 0.00 | 0.00 | 400,000.00 | 321,320.50 | 0.00       | 0.00       | 0.00       |
| 202-000.000-995.203 | TRANSFER TO LOCAL STREETS          | 0.00 | 0.00 | 0.00       | 0.00       | 100,000.00 | 100,000.00 | 100,000.00 |
| 202-000.000-995.214 | TRANSFERS OUT - TO STREET R&M FUND | 0.00 | 0.00 | 0.00       | 0.00       | 0.00       | 0.00       | 0.00       |
|                     |                                    |      |      |            |            | 108,000.00 | 107,253.57 | 100,000.00 |

**ADMIN & RECORD KEEPING**

|                     |                           |           |           |           |           |           |           |           |
|---------------------|---------------------------|-----------|-----------|-----------|-----------|-----------|-----------|-----------|
| 202-267.000-702.000 | SALARIES-FULL TIME        | 25,000.00 | 22,979.77 | 32,000.00 | 30,088.65 | 36,000.00 | 16,889.51 | 26,600.00 |
| 202-267.000-703.000 | SALARIES-OVERTIME         | 250.00    | 248.05    | 300.00    | 153.76    | 500.00    | 86.89     | 300.00    |
| 202-267.000-715.000 | EMPLOYER PAYROLL TAXES    | 12,000.00 | 9,974.17  | 8,000.00  | 7,628.62  | 2,000.00  | 1,447.43  | 2,700.00  |
| 202-267.000-715.001 | MEDICAL - PRIORITY HEALTH | 0.00      | 0.00      | 0.00      | 0.00      | 3,400.00  | 2,239.76  | 2,500.00  |
| 202-267.000-715.002 | DENTAL - DELTA            | 0.00      | 0.00      | 0.00      | 0.00      | 250.00    | 155.24    | 100.00    |
| 202-267.000-715.003 | FIDELITY - EYE            | 0.00      | 0.00      | 0.00      | 0.00      | 50.00     | 24.67     | 25.00     |
| 202-267.000-715.004 | MADISON NATIONAL - LIFE   | 0.00      | 0.00      | 0.00      | 0.00      | 100.00    | 54.73     | 75.00     |
| 202-267.000-715.005 | HSA                       | 0.00      | 0.00      | 0.00      | 0.00      | 1,000.00  | 563.46    | 575.00    |
| 202-267.000-717.000 | RETIREMENT                | 0.00      | 0.00      | 0.00      | 0.00      | 2,200.00  | 1,702.00  | 3,100.00  |
| 202-267.000-744.101 | PAYROLL PROCESSING        | 0.00      | 0.00      | 2,500.00  | 1,709.60  | 2,500.00  | 0.00      | 0.00      |
|                     |                           |           |           |           |           | 48,000.00 | 23,163.69 | 35,975.00 |

| GL Number                           | Description                    | 2023-24        |                  | 2024-25        |                  | 06/30/2026     |            | YTD As Of 2026-27 FINANCE |  |
|-------------------------------------|--------------------------------|----------------|------------------|----------------|------------------|----------------|------------|---------------------------|--|
|                                     |                                | Amended Budget | 2023-24 Activity | Amended Budget | 2024-25 Activity | Amended Budget | 04/15/2026 | RECOMMENDED               |  |
| <b>ROUTINE STREET MAINTENANCE</b>   |                                |                |                  |                |                  |                |            |                           |  |
| 202-463.000-702.000                 | SALARIES-FULL TIME             | 84,000.00      | 80,928.05        | 62,000.00      | 59,254.25        | 70,000.00      | 45,073.39  | 63,555.00                 |  |
| 202-463.000-703.000                 | SALARIES-OVERTIME              | 4,000.00       | 3,821.73         | 5,000.00       | 4,754.26         | 7,500.00       | 5,949.38   | 7,000.00                  |  |
| 202-463.000-715.000                 | EMPLOYER PAYROLL TAXES         | 35,000.00      | 27,806.54        | 31,000.00      | 30,357.63        | 9,000.00       | 6,258.16   | 6,350.00                  |  |
| 202-463.000-715.001                 | MEDICAL - PRIORITY HEALTH      | 0.00           | 0.00             | 0.00           | 0.00             | 15,000.00      | 12,066.04  | 17,800.00                 |  |
| 202-463.000-715.002                 | DENTAL - DELTA                 | 0.00           | 0.00             | 0.00           | 0.00             | 700.00         | 524.53     | 850.00                    |  |
| 202-463.000-715.003                 | FIDELITY - EYE                 | 0.00           | 0.00             | 0.00           | 0.00             | 120.00         | 80.42      | 150.00                    |  |
| 202-463.000-715.004                 | MADISON NATIONAL - LIFE        | 0.00           | 0.00             | 0.00           | 0.00             | 200.00         | 137.32     | 180.00                    |  |
| 202-463.000-715.005                 | HSA                            | 0.00           | 0.00             | 0.00           | 0.00             | 4,000.00       | 3,922.60   | 3,500.00                  |  |
| 202-463.000-717.000                 | RETIREMENT                     | 0.00           | 0.00             | 0.00           | 0.00             | 4,000.00       | 3,104.07   | 4,250.00                  |  |
| 202-463.000-756.000                 | MISCELLANEOUS SUPPLIES         | 2,500.00       | 2,077.56         | 2,500.00       | 538.43           | 2,500.00       | 380.00     | 1,250.00                  |  |
| 202-463.000-782.000                 | ROAD MAIN. MATERIAL & SUPPLIES | 18,000.00      | 15,672.58        | 30,000.00      | 28,221.66        | 30,000.00      | 18,812.11  | 30,000.00                 |  |
| PROPOSED ROAD RESURFACING           |                                |                |                  |                |                  |                |            |                           |  |
| 202-463.000-818.000                 | CONTRACTUAL                    | 11,000.00      | 10,409.00        | 14,500.00      | 11,151.77        | 14,000.00      | 9,834.87   | 12,000.00                 |  |
| 202-463.000-928.000                 | TRAFFIC SIGNAL-FRONT & REDBUD  | 0.00           | 0.00             | 0.00           | 0.00             | 3,500.00       | 4,016.50   | 0.00                      |  |
| 202-463.000-935.000                 | BUILDING & GROUNDS MAINT.      | 0.00           | 0.00             | 3,000.00       | 3,000.00         | 20,000.00      | 120.00     | 5,000.00                  |  |
| 202-463.000-977.000                 | SIDEWALK REPLACEMENT           | 100.00         | 56.57            | 0.00           | 0.00             | 5,000.00       | 0.00       | 5,000.00                  |  |
|                                     |                                |                |                  |                |                  | 185,520.00     | 110,279.39 | 656,885.00                |  |
| <b>TREE &amp; SHRUB MAINTENANCE</b> |                                |                |                  |                |                  |                |            |                           |  |
| 202-468.000-702.000                 | SALARIES-FULL TIME             | 36,000.00      | 33,870.52        | 27,000.00      | 25,727.64        | 32,000.00      | 19,578.04  | 28,100.00                 |  |
| 202-468.000-703.000                 | SALARIES-OVERTIME              | 2,200.00       | 1,536.86         | 2,000.00       | 1,729.80         | 2,500.00       | 2,143.98   | 2,300.00                  |  |
| 202-468.000-704.000                 | SALARIES-TEMPORARY             | 0.00           | 0.00             | 5,000.00       | 0.00             | 5,000.00       | 0.00       | 0.00                      |  |
| 202-468.000-715.000                 | EMPLOYER PAYROLL TAXES         | 12,000.00      | 11,498.51        | 13,000.00      | 10,271.15        | 4,000.00       | 2,623.91   | 2,810.00                  |  |
| 202-468.000-715.001                 | MEDICAL - PRIORITY HEALTH      | 0.00           | 0.00             | 0.00           | 0.00             | 7,800.00       | 6,376.37   | 9,250.00                  |  |
| 202-468.000-715.002                 | DENTAL - DELTA                 | 0.00           | 0.00             | 0.00           | 0.00             | 350.00         | 256.80     | 475.00                    |  |
| 202-468.000-715.003                 | FIDELITY - EYE                 | 0.00           | 0.00             | 0.00           | 0.00             | 70.00          | 35.94      | 75.00                     |  |
| 202-468.000-715.004                 | MADISON NATIONAL - LIFE        | 0.00           | 0.00             | 0.00           | 0.00             | 100.00         | 63.40      | 90.00                     |  |
| 202-468.000-715.005                 | HSA                            | 0.00           | 0.00             | 0.00           | 0.00             | 2,000.00       | 1,982.71   | 1,750.00                  |  |
| 202-468.000-717.000                 | RETIREMENT                     | 0.00           | 0.00             | 0.00           | 0.00             | 1,600.00       | 1,275.20   | 1,800.00                  |  |
| 202-468.000-756.000                 | MISCELLANEOUS SUPPLIES         | 500.00         | 194.32           | 1,000.00       | 0.00             | 4,000.00       | 0.00       | 2,000.00                  |  |
| 202-468.000-818.000                 | CONTRACTUAL                    | 200.00         | 0.00             | 0.00           | 0.00             | 2,000.00       | 0.00       | 1,000.00                  |  |

| GL Number           | Description              | 2023-24        |                  | 2024-25        |                  | 06/30/2026     |            | YTD As Of 2026-27 FINANCE |  |
|---------------------|--------------------------|----------------|------------------|----------------|------------------|----------------|------------|---------------------------|--|
|                     |                          | Amended Budget | 2023-24 Activity | Amended Budget | 2024-25 Activity | Amended Budget | 04/15/2026 | RECOMMENDED               |  |
| 202-468.000-978.000 | TREE REMOVAL/REPLACEMENT | 10,000.00      | 10,000.00        | 2,000.00       | 1,500.00         | 10,000.00      | 5,025.00   | 10,000.00                 |  |
| <b>DRAINAGE</b>     |                          |                |                  |                |                  | 71,420.00      | 39,361.35  | 59,650.00                 |  |

|                     |                           |           |           |           |           |           |           |           |  |
|---------------------|---------------------------|-----------|-----------|-----------|-----------|-----------|-----------|-----------|--|
| 202-469.000-702.000 | SALARIES-FULL TIME        | 28,000.00 | 26,050.88 | 21,000.00 | 19,446.44 | 25,000.00 | 14,841.87 | 20,450.00 |  |
| 202-469.000-703.000 | SALARIES-OVERTIME         | 1,700.00  | 1,443.56  | 2,000.00  | 1,970.04  | 3,000.00  | 2,418.63  | 2,750.00  |  |
| 202-469.000-715.000 | EMPLOYER PAYROLL TAXES    | 9,300.00  | 8,370.55  | 7,000.00  | 6,543.78  | 3,200.00  | 2,159.53  | 2,045.00  |  |
| 202-469.000-715.001 | MEDICAL - PRIORITY HEALTH | 0.00      | 0.00      | 0.00      | 0.00      | 3,500.00  | 2,800.36  | 4,400.00  |  |
| 202-469.000-715.002 | DENTAL - DELTA            | 0.00      | 0.00      | 0.00      | 0.00      | 200.00    | 142.48    | 190.00    |  |
| 202-469.000-715.003 | FIDELITY - EYE            | 0.00      | 0.00      | 0.00      | 0.00      | 50.00     | 25.40     | 40.00     |  |
| 202-469.000-715.004 | MADISON NATIONAL - LIFE   | 0.00      | 0.00      | 0.00      | 0.00      | 60.00     | 43.20     | 70.00     |  |
| 202-469.000-715.005 | HSA                       | 0.00      | 0.00      | 0.00      | 0.00      | 1,000.00  | 1,000.96  | 1,000.00  |  |
| 202-469.000-717.000 | RETIREMENT                | 0.00      | 0.00      | 0.00      | 0.00      | 1,600.00  | 1,098.63  | 1,500.00  |  |
| 202-469.000-756.000 | MISCELLANEOUS SUPPLIES    | 1,000.00  | 872.03    | 500.00    | 0.00      | 3,000.00  | 0.00      | 1,500.00  |  |
| 202-469.000-818.000 | CONTRACTUAL               | 0.00      | 0.00      | 0.00      | 0.00      |           | 880.09    | 1,000.00  |  |
|                     |                           |           |           |           |           | 40,610.00 | 25,411.15 | 34,945.00 |  |

| <b>TRAFFIC SERVICES - MAINTENANCE</b> |                           |           |           |           |           |           |           |           |  |
|---------------------------------------|---------------------------|-----------|-----------|-----------|-----------|-----------|-----------|-----------|--|
| 202-474.000-702.000                   | SALARIES-FULL TIME        | 25,000.00 | 23,921.48 | 21,000.00 | 19,446.44 | 25,000.00 | 14,841.87 | 20,450.00 |  |
| 202-474.000-703.000                   | SALARIES-OVERTIME         | 1,700.00  | 1,443.56  | 2,000.00  | 1,970.04  | 3,000.00  | 2,418.63  | 2,750.00  |  |
| 202-474.000-715.000                   | EMPLOYER PAYROLL TAXES    | 9,300.00  | 7,897.80  | 7,000.00  | 6,544.19  | 3,200.00  | 2,159.54  | 2,045.00  |  |
| 202-474.000-715.001                   | MEDICAL - PRIORITY HEALTH | 0.00      | 0.00      | 0.00      | 0.00      | 3,500.00  | 2,800.36  | 4,400.00  |  |
| 202-474.000-715.002                   | DENTAL - DELTA            | 0.00      | 0.00      | 0.00      | 0.00      | 200.00    | 142.48    | 190.00    |  |
| 202-474.000-715.003                   | FIDELITY - EYE            | 0.00      | 0.00      | 0.00      | 0.00      | 50.00     | 25.40     | 40.00     |  |
| 202-474.000-715.004                   | MADISON NATIONAL - LIFE   | 0.00      | 0.00      | 0.00      | 0.00      | 60.00     | 43.20     | 70.00     |  |
| 202-474.000-715.005                   | HSA                       | 0.00      | 0.00      | 0.00      | 0.00      | 1,000.00  | 1,000.96  | 1,000.00  |  |
| 202-474.000-717.000                   | RETIREMENT                | 0.00      | 0.00      | 0.00      | 0.00      | 1,000.00  | 1,098.64  | 1,500.00  |  |
| 202-474.000-756.000                   | MISCELLANEOUS SUPPLIES    | 500.00    | 382.02    | 4,000.00  | 1,010.14  | 3,000.00  | 0.00      | 1,500.00  |  |
| 202-474.000-818.000                   | CONTRACTUAL               | 0.00      | 0.00      | 1,000.00  | 531.25    | 2,000.00  | 0.00      | 2,000.00  |  |
| 202-474.000-921.000                   | UTILITIES                 | 1,500.00  | 1,234.99  | 2,000.00  | 1,867.86  | 2,000.00  | 1,311.46  | 2,000.00  |  |
| 202-474.000-932.000                   | MAINTENANCE - GROUNDS     | 0.00      | 0.00      | 0.00      | 0.00      | 1,000.00  | 0.00      | 1,000.00  |  |
| 202-474.000-962.000                   | MISCELLANEOUS             | 4,000.00  | 3,114.00  | 2,000.00  | 1,727.00  | 4,000.00  | 0.00      | 2,000.00  |  |
|                                       |                           |           |           |           |           | 49,010.00 | 25,842.54 | 40,945.00 |  |

| GL Number  | Description               | 2023-24        |                  | 2024-25        |                  | 06/30/2026        |                   | YTD As Of 2026-27 FINANCE |  |
|--|---------------------------|----------------|------------------|----------------|------------------|-------------------|-------------------|---------------------------|--|
|  |                           | Amended Budget | 2023-24 Activity | Amended Budget | 2024-25 Activity | Amended Budget    | 04/15/2026        | RECOMMENDED               |  |
| <b>WINTER MAINTENANCE</b>  |                           |                |                  |                |                  |                   |                   |                           |  |
| 202-478.000-702.000  | SALARIES-FULL TIME        | 48,800.00      | 47,593.36        | 42,000.00      | 39,670.50        | 47,000.00         | 30,335.48         | 42,710.00                 |  |
| 202-478.000-703.000  | SALARIES-OVERTIME         | 3,500.00       | 2,700.53         | 4,000.00       | 3,266.02         | 4,500.00          | 4,071.14          | 4,250.00                  |  |
| 202-478.000-715.000  | EMPLOYER PAYROLL TAXES    | 19,000.00      | 14,980.85        | 16,000.00      | 14,740.50        | 6,300.00          | 4,226.52          | 4,280.00                  |  |
| 202-478.000-715.001  | MEDICAL - PRIORITY HEALTH | 0.00           | 0.00             | 0.00           | 0.00             | 10,000.00         | 7,958.42          | 11,800.00                 |  |
| 202-478.000-715.002  | DENTAL - DELTA            | 0.00           | 0.00             | 0.00           | 0.00             | 450.00            | 348.58            | 575.00                    |  |
| 202-478.000-715.003  | FIDELITY - EYE            | 0.00           | 0.00             | 0.00           | 0.00             | 100.00            | 53.97             | 100.00                    |  |
| 202-478.000-715.004  | MADISON NATIONAL - LIFE   | 0.00           | 0.00             | 0.00           | 0.00             | 120.00            | 93.60             | 125.00                    |  |
| 202-478.000-715.005  | HSA                       | 0.00           | 0.00             | 0.00           | 0.00             | 2,500.00          | 2,597.60          | 2,500.00                  |  |
| 202-478.000-717.000  | RETIREMENT                | 0.00           | 0.00             | 0.00           | 0.00             | 3,000.00          | 2,100.24          | 2,850.00                  |  |
| 202-478.000-756.000  | MISCELLANEOUS SUPPLIES    | 5,600.00       | 5,165.14         | 500.00         | 404.24           | 10,000.00         | 0.00              | 5,000.00                  |  |
|  |                           |                |                  |                |                  | 83,970.00         | 51,785.55         | 74,190.00                 |  |
| <b>Total Appropriations:</b>   |                           | 411,650.00     | 376,244.98       | 1,572,800.00   | 1,399,777.96     | <b>586,530.00</b> | <b>383,097.24</b> | <b>1,002,590.00</b>       |  |
| <b>Net of Revenues &amp; Approp Net of Revenues &amp; Appropriations Fund 202:</b> |                           | 129,540.00     | 176,972.71       | (512,800.00)   | (318,079.17)     | (1,530.00)        | 5,592.17          | 29,021.00                 |  |

| GL Number | Description | 2023-24 Amended Budget | 2023-24 Activity Budget | 2024-25 Amended Budget | 2024-25 Activity Budget | 06/30/2026 Amended Budget | YTD As Of 04/15/2026 | 2026-27 FINANCE RECOMMENDED |
|-----------|-------------|------------------------|-------------------------|------------------------|-------------------------|---------------------------|----------------------|-----------------------------|
|-----------|-------------|------------------------|-------------------------|------------------------|-------------------------|---------------------------|----------------------|-----------------------------|

**LOCAL STREETS**

**Fund 203**

--- Estimated Revenue ---

|                                 |                                    |                   |                   |                   |                   |                   |                   |                   |
|---------------------------------|------------------------------------|-------------------|-------------------|-------------------|-------------------|-------------------|-------------------|-------------------|
| 203-000.000-478.000             | METRO ACT STATE REVENUE            | 52,750.00         | 21,160.81         | 20,000.00         | 23,157.53         | 20,000.00         | 0.00              | 20,000.00         |
| 203-000.000-546.000             | GAS & WEIGHT TAX                   | 169,400.00        | 170,812.96        | 170,000.00        | 178,914.92        | 175,000.00        | 130,492.51        | 205,427.00        |
| 203-000.000-569.000             | STATE GRANTS/OTHER RECEIVABLES     | 0.00              | 0.00              | 0.00              | 0.00              | 0.00              | 3,395.00          | 50,000.00         |
| 203-000.000-665.000             | INTEREST EARNED - BANK/INVESTMENTS | 26,000.00         | 33,520.62         | 20,000.00         | 34,201.27         | 22,000.00         | 0.00              | 15,000.00         |
| 203-000.000-675.000             | MISC REVENUE/DONATION              | 0.00              | 0.00              | 0.00              | 0.00              | 0.00              | 0.00              | 0.00              |
| 203-000.000-699.202             | TRANSFER IN - FROM MAJOR ST        | 0.00              | 0.00              | 0.00              | 0.00              | 100,000.00        | 100,000.00        | 100,000.00        |
| 203-000.000-699.214             | TRANSFER IN - FROM STREET R&M      | 183,474.00        | 183,374.00        | 183,374.00        | 183,374.00        | 55,000.00         | 55,000.00         | 0.00              |
| <b>Total Estimated Revenue:</b> |                                    | <b>431,624.00</b> | <b>408,868.39</b> | <b>393,374.00</b> | <b>419,647.72</b> | <b>372,000.00</b> | <b>288,887.51</b> | <b>390,427.00</b> |

--- Appropriations ---

**ADMIN & RECORD KEEPING**

|                     |                           |           |           |           |           |           |           |           |
|---------------------|---------------------------|-----------|-----------|-----------|-----------|-----------|-----------|-----------|
| 203-267.000-702.000 | SALARIES-FULL TIME        | 22,000.00 | 18,140.97 | 32,000.00 | 30,069.74 | 36,000.00 | 16,889.38 | 26,600.00 |
| 203-267.000-703.000 | SALARIES-OVERTIME         | 300.00    | 210.65    | 200.00    | 98.49     | 500.00    | 86.90     | 300.00    |
| 203-267.000-715.000 | EMPLOYER PAYROLL TAXES    | 12,000.00 | 9,627.44  | 8,000.00  | 7,352.41  | 1,950.00  | 1,447.43  | 2,660.00  |
| 203-267.000-715.001 | MEDICAL - PRIORITY HEALTH | 0.00      | 0.00      | 0.00      | 0.00      | 3,500.00  | 2,239.76  | 2,500.00  |
| 203-267.000-715.002 | DENTAL - DELTA            | 0.00      | 0.00      | 0.00      | 0.00      | 250.00    | 155.28    | 100.00    |
| 203-267.000-715.003 | FIDELITY - EYE            | 0.00      | 0.00      | 0.00      | 0.00      | 50.00     | 24.67     | 25.00     |
| 203-267.000-715.004 | MADISON NATIONAL - LIFE   | 0.00      | 0.00      | 0.00      | 0.00      | 60.00     | 54.73     | 75.00     |
| 203-267.000-715.005 | HSA                       | 0.00      | 0.00      | 0.00      | 0.00      | 600.00    | 563.46    | 575.00    |
| 203-267.000-717.000 | RETIREMENT                | 0.00      | 0.00      | 0.00      | 0.00      | 2,200.00  | 1,702.00  | 3,100.00  |
| 203-267.000-744.101 | PAYROLL PROCESSING        | 0.00      | 0.00      | 2,000.00  | 1,709.60  | 2,500.00  | 0.00      | 0.00      |

**ROUTINE STREET MAINTENANCE**

|                     |                           |           |           |           |           |           |           |           |
|---------------------|---------------------------|-----------|-----------|-----------|-----------|-----------|-----------|-----------|
| 203-463.000-702.000 | SALARIES-FULL TIME        | 69,200.00 | 65,904.56 | 54,000.00 | 52,242.93 | 63,000.00 | 38,566.45 | 57,538.00 |
| 203-463.000-703.000 | SALARIES-OVERTIME         | 4,000.00  | 3,521.86  | 4,500.00  | 4,470.10  | 5,500.00  | 5,570.65  | 6,000.00  |
| 203-463.000-715.000 | EMPLOYER PAYROLL TAXES    | 27,000.00 | 22,753.33 | 25,500.00 | 24,891.66 | 8,000.00  | 5,586.26  | 5,754.00  |
| 203-463.000-715.001 | MEDICAL - PRIORITY HEALTH | 0.00      | 0.00      | 0.00      | 0.00      | 12,700.00 | 10,187.06 | 15,250.00 |
|                     |                           |           |           |           | 47,610.00 |           | 23,163.61 | 35,935.00 |

| GL Number           | Description   | 2023-24        |                  | 2024-25        |                  | 06/30/2026     |             | YTD As Of 2026-27 FINANCE |           |
|---------------------|---|----------------|------------------|----------------|------------------|----------------|-------------|---------------------------|-----------|
|                     |   | Amended Budget | 2023-24 Activity | Amended Budget | 2024-25 Activity | Amended Budget | RECOMMENDED | 04/15/2026                |           |
| 203-463.000-715.002 | DENTAL - DELTA  | 0.00           | 0.00             | 0.00           | 0.00             | 600.00         | 457.08      | 700.00                    |           |
| 203-463.000-715.003 | FIDELITY - EYE  | 0.00           | 0.00             | 0.00           | 0.00             | 100.00         | 72.50       | 125.00                    |           |
| 203-463.000-715.004 | MADISON NATIONAL - LIFE                                     | 0.00           | 0.00             | 0.00           | 0.00             | 200.00         | 122.92      | 110.00                    |           |
| 203-463.000-715.005 | HSA   | 0.00           | 0.00             | 0.00           | 0.00             | 3,400.00       | 3,374.54    | 3,200.00                  |           |
| 203-463.000-717.000 | RETIREMENT  | 0.00           | 0.00             | 0.00           | 0.00             | 4,000.00       | 2,877.89    | 3,900.00                  |           |
| 203-463.000-756.000 | MISCELLANEOUS SUPPLIES                                      | 500.00         | 301.52           | 500.00         | 0.00             | 500.00         | 0.00        | 500.00                    |           |
| 203-463.000-782.000 | ROAD MAIN. MATERIAL & SUPPLIES<br>PROPOSED ROAD RESURFACING | 17,000.00      | 15,433.79        | 25,000.00      | 23,168.51        | 25,000.00      | 18,856.71   | 25,000.00                 | 50,000.00 |
| 203-463.000-818.000 | CONTRACTUAL   | 2,500.00       | 2,365.17         | 8,500.00       | 6,051.40         | 7,500.00       | 5,872.45    | 7,500.00                  |           |
| 203-463.000-935.000 | BUILDING & GROUNDS MAINT.                                   | 2,000.00       | 1,243.09         | 0.00           | 0.00             | 4,000.00       | 597.50      | 2,000.00                  |           |
| 203-463.000-977.000 | SIDEWALK REPLACEMENT  | 2,000.00       | 1,529.00         | 0.00           | 0.00             | 3,000.00       | 716.84      | 3,000.00                  |           |
|                     |   |                |                  |                |                  | 137,500.00     | 92,858.85   | 180,577.00                |           |

**TREE & SHRUB MAINTENANCE**

|                     |                           |           |           |           |           |           |           |           |  |
|---------------------|---------------------------|-----------|-----------|-----------|-----------|-----------|-----------|-----------|--|
| 203-468.000-702.000 | SALARIES-FULL TIME        | 33,000.00 | 32,281.25 | 26,000.00 | 24,863.07 | 30,000.00 | 18,877.53 | 26,465.00 |  |
| 203-468.000-703.000 | SALARIES-OVERTIME         | 2,000.00  | 1,711.10  | 2,500.00  | 2,337.97  | 2,500.00  | 2,640.27  | 2,750.00  |  |
| 203-468.000-704.000 | SALARIES-TEMPORARY        | 0.00      | 0.00      | 15,000.00 | 0.00      | 10,000.00 | 0.00      | 0.00      |  |
| 203-468.000-715.000 | EMPLOYER PAYROLL TAXES    | 12,500.00 | 11,578.44 | 12,500.00 | 9,005.84  | 4,000.00  | 2,652.89  | 2,647.00  |  |
| 203-468.000-715.001 | MEDICAL - PRIORITY HEALTH | 0.00      | 0.00      | 0.00      | 0.00      | 6,000.00  | 4,679.32  | 7,000.00  |  |
| 203-468.000-715.002 | DENTAL - DELTA            | 0.00      | 0.00      | 0.00      | 0.00      | 275.00    | 209.91    | 325.00    |  |
| 203-468.000-715.003 | FIDELITY - EYE            | 0.00      | 0.00      | 0.00      | 0.00      | 50.00     | 33.32     | 75.00     |  |
| 203-468.000-715.004 | MADISON NATIONAL - LIFE   | 0.00      | 0.00      | 0.00      | 0.00      | 100.00    | 57.60     | 80.00     |  |
| 203-468.000-715.005 | HSA                       | 0.00      | 0.00      | 0.00      | 0.00      | 1,600.00  | 1,549.04  | 1,500.00  |  |
| 203-468.000-717.000 | RETIREMENT                | 0.00      | 0.00      | 0.00      | 0.00      | 2,000.00  | 1,324.77  | 1,825.00  |  |
| 203-468.000-756.000 | MISCELLANEOUS SUPPLIES    | 200.00    | 0.00      | 500.00    | 0.00      | 2,000.00  | 0.00      | 1,000.00  |  |
| 203-468.000-818.000 | CONTRACTUAL               | 300.00    | 0.00      | 0.00      | 0.00      | 1,000.00  | 0.00      | 1,000.00  |  |
| 203-468.000-962.000 | MISCELLANEOUS             | 100.00    | 0.00      | 0.00      | 0.00      | 1,000.00  | 0.00      | 500.00    |  |
| 203-468.000-978.000 | TREE REMOVAL/REPLACEMENT  | 8,000.00  | 7,125.00  | 1,000.00  | 400.00    | 8,000.00  | 5,025.00  | 8,000.00  |  |
|                     |                           |           |           |           |           | 68,525.00 | 37,049.65 | 53,167.00 |  |

**DRAINAGE**

|                     |                    |           |           |           |           |           |           |           |  |
|---------------------|--------------------|-----------|-----------|-----------|-----------|-----------|-----------|-----------|--|
| 203-469.000-702.000 | SALARIES-FULL TIME | 24,600.00 | 23,395.61 | 18,000.00 | 16,205.88 | 20,000.00 | 12,368.75 | 17,040.00 |  |
| 203-469.000-703.000 | SALARIES-OVERTIME  | 1,500.00  | 1,202.97  | 1,800.00  | 1,683.47  | 2,300.00  | 2,015.58  | 2,200.00  |  |

| GL Number                             | Description               | 2023-24        |                  | 2024-25        |                  | 06/30/2026     |             | YTD As Of 2026-27 FINANCE |  |
|---------------------------------------|---------------------------|----------------|------------------|----------------|------------------|----------------|-------------|---------------------------|--|
|                                       |                           | Amended Budget | 2023-24 Activity | Amended Budget | 2024-25 Activity | Amended Budget | RECOMMENDED | 04/15/2026                |  |
| 203-469.000-715.000                   | EMPLOYER PAYROLL TAXES    | 8,500.00       | 7,193.25         | 6,000.00       | 5,452.82         | 3,000.00       | 1,902.41    | 1,704.00                  |  |
| 203-469.000-715.001                   | MEDICAL - PRIORITY HEALTH | 0.00           | 0.00             | 0.00           | 0.00             | 3,000.00       | 2,333.63    | 4,000.00                  |  |
| 203-469.000-715.002                   | DENTAL - DELTA            | 0.00           | 0.00             | 0.00           | 0.00             | 200.00         | 118.74      | 175.00                    |  |
| 203-469.000-715.003                   | FIDELITY - EYE            | 0.00           | 0.00             | 0.00           | 0.00             | 30.00          | 21.18       | 40.00                     |  |
| 203-469.000-715.004                   | MADISON NATIONAL - LIFE   | 0.00           | 0.00             | 0.00           | 0.00             | 50.00          | 36.00       | 60.00                     |  |
| 203-469.000-715.005                   | HSA                       | 0.00           | 0.00             | 0.00           | 0.00             | 850.00         | 834.14      | 800.00                    |  |
| 203-469.000-717.000                   | RETIREMENT                | 0.00           | 0.00             | 0.00           | 0.00             | 1,350.00       | 915.50      | 1,250.00                  |  |
| 203-469.000-756.000                   | MISCELLANEOUS SUPPLIES    | 1,000.00       | 931.44           | 500.00         | 0.00             | 2,000.00       | 0.00        | 1,000.00                  |  |
| 203-469.000-818.000                   | CONTRACTUAL               | 0.00           | 0.00             | 0.00           | 0.00             | 0.00           | 880.08      | 1,000.00                  |  |
| 203-469.000-935.001                   | STREET SWEEPING           | 2,000.00       | 2,000.00         | 0.00           | 0.00             | 3,000.00       | 0.00        | 2,000.00                  |  |
|                                       |                           |                |                  |                |                  | 35,780.00      | 21,426.01   | 31,269.00                 |  |
| <b>TRAFFIC SERVICES - MAINTENANCE</b> |                           |                |                  |                |                  |                |             |                           |  |
| 203-474.000-702.000                   | SALARIES-FULL TIME        | 26,100.00      | 25,549.95        | 18,000.00      | 16,201.27        | 20,000.00      | 12,368.75   | 17,400.00                 |  |
| 203-474.000-703.000                   | SALARIES-OVERTIME         | 1,500.00       | 1,240.37         | 1,700.00       | 1,638.72         | 2,300.00       | 2,015.58    | 2,200.00                  |  |
| 203-474.000-715.000                   | EMPLOYER PAYROLL TAXES    | 8,000.00       | 7,070.99         | 6,500.00       | 5,726.97         | 3,000.00       | 1,799.66    | 1,740.00                  |  |
| 203-474.000-715.001                   | MEDICAL - PRIORITY HEALTH | 0.00           | 0.00             | 0.00           | 0.00             | 3,000.00       | 2,333.63    | 4,000.00                  |  |
| 203-474.000-715.002                   | DENTAL - DELTA            | 0.00           | 0.00             | 0.00           | 0.00             | 165.00         | 118.74      | 175.00                    |  |
| 203-474.000-715.003                   | FIDELITY - EYE            | 0.00           | 0.00             | 0.00           | 0.00             | 40.00          | 21.16       | 40.00                     |  |
| 203-474.000-715.004                   | MADISON NATIONAL - LIFE   | 0.00           | 0.00             | 0.00           | 0.00             | 0.00           | 36.00       | 60.00                     |  |
| 203-474.000-715.005                   | HSA                       | 0.00           | 0.00             | 0.00           | 0.00             | 850.00         | 834.14      | 800.00                    |  |
| 203-474.000-717.000                   | RETIREMENT                | 0.00           | 0.00             | 0.00           | 0.00             | 1,350.00       | 915.50      | 1,250.00                  |  |
| 203-474.000-756.000                   | MISCELLANEOUS SUPPLIES    | 500.00         | 201.73           | 2,000.00       | 152.34           | 3,000.00       | 0.00        | 1,500.00                  |  |
|                                       |                           |                |                  |                |                  | 33,705.00      | 20,443.16   | 29,165.00                 |  |
| <b>WINTER MAINTENANCE</b>             |                           |                |                  |                |                  |                |             |                           |  |
| 203-478.000-702.000                   | SALARIES-FULL TIME        | 27,100.00      | 26,768.77        | 25,000.00      | 23,217.46        | 27,000.00      | 18,875.88   | 23,060.00                 |  |
| 203-478.000-703.000                   | SALARIES-OVERTIME         | 1,800.00       | 1,470.53         | 2,200.00       | 1,867.64         | 2,700.00       | 2,394.24    | 2,500.00                  |  |
| 203-478.000-715.000                   | EMPLOYER PAYROLL TAXES    | 9,000.00       | 8,346.81         | 8,500.00       | 8,042.96         | 3,500.00       | 2,368.61    | 2,306.00                  |  |
| 203-478.000-715.001                   | MEDICAL - PRIORITY HEALTH | 0.00           | 0.00             | 0.00           | 0.00             | 5,300.00       | 4,212.60    | 6,250.00                  |  |
| 203-478.000-715.002                   | DENTAL - DELTA            | 0.00           | 0.00             | 0.00           | 0.00             | 250.00         | 186.14      | 300.00                    |  |
| 203-478.000-715.003                   | FIDELITY - EYE            | 0.00           | 0.00             | 0.00           | 0.00             | 50.00          | 29.11       | 60.00                     |  |
| 203-478.000-715.004                   | MADISON NATIONAL - LIFE   | 0.00           | 0.00             | 0.00           | 0.00             | 100.00         | 50.40       | 75.00                     |  |

| GL Number   | Description            | 2023-24           |                   | 2024-25           |                   | 06/30/2026       |                | YTD As of 2026-27 FINANCE |                  |
|---|------------------------|-------------------|-------------------|-------------------|-------------------|------------------|----------------|---------------------------|------------------|
|   |                        | Amended Budget    | 2023-24 Activity  | Amended Budget    | 2024-25 Activity  | Amended Budget   | Amended Budget | 04/15/2026                | RECOMMENDED      |
| 203-478.000-715.005   | HSA                    | 0.00              | 0.00              | 0.00              | 0.00              | 1,450.00         |                | 1,382.21                  | 1,500.00         |
| 203-478.000-717.000   | RETIREMENT             | 0.00              | 0.00              | 0.00              | 0.00              | 1,625.00         |                | 1,141.67                  | 1,600.00         |
| 203-478.000-756.000   | MISCELLANEOUS SUPPLIES | 0.00              | 0.00              | 1,000.00          | 0.00              | 2,000.00         |                | 0.00                      | 1,000.00         |
| 203-701.000-887.000   | STREETSCAPE PROJECT    | 1,000.00          | (39.90)           | 0.00              | 0.00              | 0.00             |                | 0.00                      | 0.00             |
| <b>Total Appropriations:</b>  |                        | <b>327,200.00</b> | <b>299,059.69</b> | <b>308,900.00</b> | <b>266,851.25</b> | <b>43,975.00</b> |                | <b>30,640.86</b>          | <b>38,651.00</b> |
| <b>Net of Revenues &amp; Appropj Net of Revenues &amp; Appropriations Fund 203:</b> |                        | <b>104,424.00</b> | <b>109,808.70</b> | <b>84,474.00</b>  | <b>152,796.47</b> | <b>4,905.00</b>  |                | <b>63,305.37</b>          | <b>21,663.00</b> |

**GL Number**  
**FUND 592**  
**WATER AND SEWER**  
**PROPOSED**  
**2026-2027 BUDGET**

| GL Number                        | Description                        | 2023-24 Activity    |                            | 2024-25             |                     | 06/30/2026          |                     | YTD As Of<br>03/31/2026 | 2026-27<br>DEPARTMENT<br>REQUESTED |
|----------------------------------|------------------------------------|---------------------|----------------------------|---------------------|---------------------|---------------------|---------------------|-------------------------|------------------------------------|
|                                  |                                    | Amended<br>Budget   | 2024-25 Activity<br>Budget | Amended<br>Budget   | Amended<br>Budget   | Amended<br>Budget   |                     |                         |                                    |
| <b>--- Estimated Revenue ---</b> |                                    |                     |                            |                     |                     |                     |                     |                         |                                    |
| 592-000.000-445.001              | PENALTIES - DELINQ COLLECTION      | 60,887.28           | 60,000.00                  | 76,410.35           | 42,000.00           | 65,000.00           | 59,631.98           | 65,000.00               |                                    |
| 592-000.000-538.000              | FEDERAL GRANT REVENUE              | 0.00                | 0.00                       | 487,350.00          | 0.00                | 0.00                | 0.00                | 0.00                    |                                    |
| 592-000.000-542.000              | TMF GRANT (EGLE)                   | 0.00                | 0.00                       | 48,213.35           | 60,000.00           | 520,000.00          | 207,759.66          | 0.00                    |                                    |
| 592-000.000-582.000              | PERFORMANCE FEES                   | 7,474.20            | 9,000.00                   | 120.00              | 5,000.00            | 5,000.00            | 2,102.50            | 5,000.00                |                                    |
| 592-000.000-583.000              | METER SALES                        | 795.05              | 150.00                     | 9,036.30            | 8,250.00            | 1,000.00            | 3,054.05            | 2,000.00                |                                    |
| 592-000.000-642.000              | WATER SALES                        | 620,056.25          | 650,000.00                 | 751,383.31          | 736,000.00          | 720,000.00          | 566,707.65          | 777,600.00              |                                    |
| 592-000.000-642.001              | LEACHATE TREATMENT                 | 334,260.19          | 325,000.00                 | 339,113.14          | 350,000.00          | 250,000.00          | 167,236.67          | 250,000.00              |                                    |
| 592-000.000-642.002              | READY-TO-SERVE CHARGES             | 1,072,037.84        | 1,125,000.00               | 1,365,750.52        | 1,346,000.00        | 1,200,000.00        | 1,043,557.90        | 1,296,000.00            |                                    |
| 592-000.000-643.001              | SEWER CHARGES                      | 896,771.92          | 945,000.00                 | 1,111,914.50        | 1,105,000.00        | 1,050,000.00        | 841,133.59          | 1,134,000.00            |                                    |
| 592-000.000-647.000              | BUCHANAN TWP ASSESSMENT CHARGE     | 12,400.00           | 13,000.00                  | 15,913.04           | 14,000.00           | 13,000.00           | 11,775.91           | 13,500.00               |                                    |
| 592-000.000-665.000              | INTEREST EARNED - BANK/INVESTMENTS | 158,363.51          | 125,000.00                 | 151,980.93          | 125,000.00          | 100,000.00          | 0.00                | 80,000.00               |                                    |
| 592-000.000-665.592              | USDA BONDS INVEST INTEREST         | 0.00                | 0.00                       | 11,195.64           | 0.00                | 11,000.00           | 10,708.78           | 0.00                    |                                    |
| 592-000.000-665.593              | USDA ACCT INTEREST                 | 0.00                | 0.00                       | 22,869.08           | 0.00                | 5,500.00            | 8,562.61            | 0.00                    |                                    |
| 592-000.000-665.594              | USDA RRI/RESERVE INTEREST          | 0.00                | 0.00                       | 0.00                | 0.00                | 3,000.00            | 2,306.35            | 0.00                    |                                    |
| 592-000.000-666.000              | PORTABLE TOILET DUMPING            | 32,760.00           | 32,000.00                  | 20,592.00           | 30,000.00           | 20,000.00           | 14,085.50           | 20,000.00               |                                    |
| 592-000.000-675.000              | MISC REVENUE/DONATION              | 21,529.87           | 4,500.00                   | 16,964.83           | 34,000.00           | 1,500.00            | 7,144.68            | 5,000.00                |                                    |
| 592-000.000-676.000              | REIMBURSEMENTS- WASTE WATER STUDY  | 0.00                | 0.00                       | 0.00                | 0.00                | 13,000.00           | 13,000.00           | 0.00                    |                                    |
| 592-000.000-679.000              | CLASS ACTION LAWSUIT SETTLEMENT    | 0.00                | 0.00                       | 0.00                | 0.00                | 0.00                | 0.00                | 0.00                    |                                    |
| 592-000.000-698.101              | INSURANCE RECOVERIES               | 0.00                | 0.00                       | 0.00                | 0.00                | 38,000.00           | 37,788.52           | 0.00                    |                                    |
| 592-000.000-943.001              | HYDRANT RENTAL                     | 4,042.00            | 3,500.00                   | 4,162.00            | 4,500.00            | 4,500.00            | 3,922.00            | 4,500.00                |                                    |
| 592-000.000-970                  | EQUIPMENT RESERVE                  |                     |                            |                     |                     |                     |                     | 152,500.00              |                                    |
| 592.000.000-970                  | CAPITAL RESERVE                    |                     |                            |                     |                     |                     |                     | 600,000.00              |                                    |
| 592.000.000-970                  | 2020 BOND RESERVE                  |                     |                            |                     |                     |                     |                     |                         |                                    |
| <b>Total Estimated Revenue:</b>  |                                    | <b>3,221,378.11</b> | <b>3,292,150.00</b>        | <b>4,432,968.99</b> | <b>3,859,750.00</b> | <b>4,020,500.00</b> | <b>3,000,478.35</b> | <b>4,405,100.00</b>     |                                    |

| GL Number | Description | 2023-24 Activity | 2023-24 Amended Budget | 2024-25 Amended Budget | 06/30/2026 Amended Budget | YTD As Of 03/31/2026 | 2026-27 DEPARTMENT REQUESTED |
|-----------|-------------|------------------|------------------------|------------------------|---------------------------|----------------------|------------------------------|
|-----------|-------------|------------------|------------------------|------------------------|---------------------------|----------------------|------------------------------|

--- Appropriations ---

|                     |  |            |            |            |            |           |            |
|---------------------|--|------------|------------|------------|------------|-----------|------------|
| 592-000.000-907.000 | ENTERPRISE-INT EXP (MOVE TO 591)       | 0.00       | 0.00       | 0.00       | 0.00       | 1,035.94  | 2,000.00   |
| 592-000.000-922.000 | BUCH TWP UTILITY ASSESSMENT            | 12,400.00  | 14,000.00  | 14,000.00  | 13,000.00  | 1,913.04  | 13,500.00  |
| 592-000.000-995.101 | TRANSFERS OUT - GENERAL                |            |            |            | 11,600.00  | 11,600.00 | 0.00       |
| 592-000.000-995.469 | TRANSFERS OUT - TO BLDG AUTH           | 0.00       | 0.00       | 250,000.00 | 250,000.00 | 0.00      | 0.00       |
| 592-273.000-995.369 | TRANSFERS OUT - TO BLDG AUTH DEBT FUND | 149,135.64 | 149,140.00 | 149,546.88 | 149,922.00 | 74,960.94 | 150,000.00 |
|                     |  |            |            |            | 174,522.00 | 89,509.92 | 165,500.00 |

WASTE WATER DEPARTMENT

|                     |                            |            |            |            |            |            |            |            |
|---------------------|----------------------------|------------|------------|------------|------------|------------|------------|------------|
| 592-590.000-702.000 | SALARIES-FULL TIME         | 282,986.41 | 300,000.00 | 322,552.41 | 322,000.00 | 350,000.00 | 259,351.47 | 375,000.00 |
| 592-590.000-703.000 | SALARIES-OVERTIME          | 7,790.04   | 9,000.00   | 14,170.57  | 15,000.00  | 20,000.00  | 17,008.73  | 20,000.00  |
| 592-590.000-705.000 | SALARIES-PART TIME         | 0.00       | 0.00       | 0.00       | 5,000.00   | 5,000.00   | 0.00       | 5,000.00   |
| 592-590.000-715.000 | EMPLOYER PAYROLL TAXES     | 123,103.93 | 155,000.00 | 101,794.16 | 107,000.00 | 35,000.00  | 25,617.38  | 35,750.00  |
| 592-590.000-715.001 | MEDICAL - PRIORITY HEALTH  | 0.00       | 0.00       | 0.00       | 0.00       | 47,000.00  | 33,476.00  | 54,500.00  |
| 592-590.000-715.002 | DENTAL - DELTA             | 0.00       | 0.00       | 0.00       | 0.00       | 2,750.00   | 1,808.05   | 2,500.00   |
| 592-590.000-715.003 | FIDELITY - EYE             | 0.00       | 0.00       | 0.00       | 0.00       | 500.00     | 301.60     | 425.00     |
| 592-590.000-715.004 | MADISON NATIONAL - LIFE    | 0.00       | 0.00       | 0.00       | 0.00       | 900.00     | 603.23     | 950.00     |
| 592-590.000-715.005 | HSA                        | 0.00       | 0.00       | 0.00       | 0.00       | 13,000.00  | 12,657.76  | 13,000.00  |
| 592-590.000-716.000 | PENSION EXP-GASB 68        | 31,177.00  | 5,000.00   | 661.00     | 5,000.00   | 10,000.00  | 0.00       | 5,000.00   |
| 592-590.000-717.000 | RETIREMENT                 | 0.00       | 0.00       | 0.00       | 0.00       | 22,000.00  | 17,873.44  | 24,000.00  |
| 592-590.000-728.000 | OFFICE SUPPLIES            | 179.45     | 300.00     | 350.25     | 1,000.00   | 1,000.00   | 794.25     | 1,000.00   |
| 592-590.000-730.000 | POSTAGE                    | 6,716.57   | 7,000.00   | 222.29     | 1,500.00   | 1,000.00   | 0.00       | 750.00     |
| 592-590.000-743.000 | CHEMICALS                  | 20,292.41  | 21,000.00  | 23,538.76  | 25,000.00  | 40,000.00  | 31,880.63  | 35,000.00  |
| 592-590.000-744.101 | PAYROLL PROCESSING         | 0.00       | 0.00       | 1,037.44   | 1,500.00   | 1,500.00   | 0.00       | 1,500.00   |
| 592-590.000-751.000 | GAS AND OIL                | 5,086.55   | 6,000.00   | 4,277.05   | 7,500.00   | 7,500.00   | 6,316.16   | 7,500.00   |
| 592-590.000-756.000 | MISCELLANEOUS SUPPLIES     | 5,331.07   | 5,200.00   | 5,560.71   | 8,000.00   | 6,000.00   | 4,623.56   | 6,000.00   |
| 592-590.000-756.003 | TECHNOLOGY EQUIP. SUPPLIES | 0.00       | 0.00       | 0.00       | 0.00       | 2,000.00   | 405.96     | 3,500.00   |
| 592-590.000-756.010 | SMALL TOOLS & EQUIPMENT    |            |            |            |            |            |            | 10,000.00  |
| 592-590.000-757.000 | LAB SUPPLIES               | 11,364.52  | 12,000.00  | 15,577.76  | 16,000.00  | 20,000.00  | 10,736.82  | 37,500.00  |
| 592-590.000-758.000 | EQUIPMENT MAINT SUPPLIES   | 0.00       | 0.00       | 6,833.39   | 7,000.00   | 50,000.00  | 20,151.33  | 50,000.00  |

| GL Number                           | Description                               | 2023-24          |                     | 2024-25          |                   | 06/30/2026        |                     | YTD As Of<br>03/31/2026 | 2026-27<br>DEPARTMENT<br>REQUESTED |
|-------------------------------------|---|------------------|---------------------|------------------|-------------------|-------------------|---------------------|-------------------------|------------------------------------|
|                                     |   | 2023-24 Activity | Amended<br>Budget   | 2024-25 Activity | Amended<br>Budget | Amended<br>Budget | Amended<br>Budget   |                         |                                    |
| 592-590.000-768.000                 | UNIFORMS                                  | 446.84           | 500.00              | 733.14           | 2,000.00          | 3,500.00          | 827.36              | 2,000.00                |                                    |
| 592-590.000-807.000                 | AUDIT                                     | 9,944.00         | 10,000.00           | 7,762.06         | 10,000.00         | 10,000.00         | 7,591.67            | 10,000.00               |                                    |
| 592-590.000-818.000                 | CONTRACTUAL                               | 47,931.77        | 48,000.00           | 39,903.84        | 40,000.00         | 40,000.00         | 18,545.93           | 45,000.00               |                                    |
| 592-591.000-818.005                 | ENGINEERING SERVICES                      |                  |                     |                  |                   | 25,000.00         | 5,164.34            |                         |                                    |
| 592-590.000-819.000                 | TECHNOLOGY CONTRACTUAL SERVICES           | 0.00             | 0.00                | 0.00             | 0.00              | 12,000.00         | 3,100.61            | 5,000.00                |                                    |
| 592-590.000-820.000                 | LAB ANALYTICAL SERVICE                    | 0.00             | 0.00                | 10,344.54        | 12,000.00         | 13,000.00         | 8,267.57            | 13,000.00               |                                    |
| 592-590.000-826.000                 | LEGAL FEES                                | 0.00             | 0.00                | 0.00             | 0.00              | 18,000.00         | 17,343.85           | -10,000.00              |                                    |
| 592-590.000-831.000                 | MEMBERSHIP AND DUES                       | 0.00             | 0.00                | 0.00             | 2,000.00          | 1,000.00          | 525.00              | 1,000.00                |                                    |
| 592-590.000-853.000                 | TELEPHONE, INTERNET, CABLE                | 4,502.23         | 5,000.00            | 5,330.93         | 6,000.00          | 6,000.00          | 4,840.22            | 6,000.00                |                                    |
| 592-590.000-864.000                 | CONFERENCES AND WORKSHOP                  | 95.00            | 500.00              | 1,137.08         | 3,500.00          | 4,000.00          | 1,655.00            | 4,000.00                |                                    |
| 592-590.000-873.000                 | TRAVEL & CAR ALLOWANCE                    | 0.00             | 0.00                | 149.00           | 1,000.00          | 1,000.00          | 318.86              | 1,000.00                |                                    |
| 592-590.000-902.000                 | PRINTING & PUBLISHING                     | 0.00             | 0.00                | 8,346.66         | 9,500.00          | 10,000.00         | 5,739.21            | 8,000.00                |                                    |
| 592-590.000-921.000                 | UTILITIES                                 | 134,796.24       | 150,000.00          | 126,379.69       | 160,000.00        | 130,000.00        | 76,363.22           | 135,000.00              |                                    |
| 592-590.000-931.000                 | MAINTENANCE - BUILDINGS                   | 588.21           | 1,000.00            | 521.00           | 3,000.00          | 6,000.00          | 4,475.60            | 5,000.00                |                                    |
| 592-590.000-933.000                 | MAINTENANCE - EQUIPMENT                   | 18,147.01        | 19,000.00           | 16,042.13        | 20,000.00         | 45,000.00         | 39,033.99           | 65,000.00               |                                    |
| 592-590.000-934.000                 | MAINT. - OFFICE EQUIPMENT                 | 85.25            | 300.00              | 48.45            | 1,000.00          | 1,000.00          | 47.27               | 500.00                  |                                    |
| 592-590.000-936.000                 | SOLIDS HANDLING & DISPOSAL                | 35,681.67        | 36,000.00           | 35,602.86        | 40,000.00         | 40,000.00         | 27,572.98           | 40,000.00               |                                    |
| 592-590.000-937.000                 | ELECTRICAL MAINTENANCE                    | 0.00             | 0.00                | 2,095.00         | 4,000.00          | 4,000.00          | 2,675.00            | 6,000.00                |                                    |
| 592-590.000-937.001                 | INSTRUMENT MAINTENANCE                    | 0.00             | 0.00                | 2,320.50         | 2,500.00          | 3,000.00          | 0.00                | 2,500.00                |                                    |
| 592-590.000-938.000                 | MAINTENANCE - SYSTEM                      | 4,825.00         | 7,000.00            | 32,368.71        | 40,000.00         | 11,000.00         | 6,538.25            | 60,000.00               |                                    |
| 592-590.000-939.000                 | MAINTENANCE - VEHICLE                     | 36.04            | 500.00              | 3,636.96         | 4,000.00          | 4,000.00          | 0.00                | 2,000.00                |                                    |
| 592-590.000-943.000                 | EQUIPMENT RENTAL                          | 0.00             | 0.00                | 0.00             | 500.00            | 0.00              | 0.00                | 0.00                    |                                    |
| 592-590.000-957.002                 | ANNUAL PERMIT FEES                        | 6,168.99         | 6,200.00            | 5,760.00         | 6,000.00          | 6,500.00          | 5,760.00            | 6,500.00                |                                    |
| 592-590.000-960.000                 | EDUCATION AND TRAINING                    | 340.00           | 500.00              | 1,774.20         | 3,500.00          | 4,000.00          | 1,022.00            | 2,500.00                |                                    |
| 592-590.000-961.000                 | MEDICAL EXAMS                             | 122.00           | 200.00              | 168.00           | 400.00            | 600.00            | 278.02              | 400.00                  |                                    |
| 592-590.000-962.000                 | MISCELLANEOUS                             | 2,466.21         | 3,000.00            | 0.00             | 4,000.00          | 4,000.00          | 941.00              | 7,500.00                |                                    |
| 592-590.000-963.000                 | FIRE & LIABILITY INSURANCE                | 12,749.71        | 13,000.00           | 16,463.34        | 16,500.00         | 16,000.00         | 15,612.34           | 16,500.00               |                                    |
| 592-590.000-965.000                 | REAL ESTATE TAXES                         | 24,699.00        | 24,700.00           | 25,935.00        | 25,935.00         | 30,000.00         | 30,000.00           | 31,500.00               |                                    |
| 592-590.000-965.001                 | OVERDUE REAL ESTATE TAXES                 | 23,980.00        | 24,000.00           | 0.00             | 0.00              | 0.00              | 0.00                | 0.00                    |                                    |
| 592-590.000-971.000                 | EQUIP RESERVE EXP-T-4&T-10 PUMPS FYE26 50 | 0.00             | 0.00                | 0.00             | 0.00              | 26,000.00         | 0.00                | 30,000.00               |                                    |
| 592-590.000-971.000                 | CAPITAL RESERVE EXP - NEW PROJECT         |                  |                     |                  |                   |                   |                     | 450,000.00              |                                    |
| <b>WASTE WATER DEPARTMENT TOTAL</b> |   |                  | <b>1,109,750.00</b> |                  | <b>727,845.66</b> |                   | <b>1,654,775.00</b> |                         |                                    |

**WATER DEPARTMENT**

| GL Number           | Description                   | 2023-24 Activity | 2023-24 Amended Budget | 2024-25 Activity | 2024-25 Amended Budget | 06/30/2026 Amended Budget | YTD As Of 03/31/2026 | 2026-27 DEPARTMENT REQUESTED |
|---------------------|-------------------------------|------------------|------------------------|------------------|------------------------|---------------------------|----------------------|------------------------------|
| 592-591.000-700.591 | TMF GRANT - LSLR              | 0.00             | 0.00                   | 18,696.75        | 1,000.00               | 330,000.00                | 188,284.50           | 0.00                         |
| 592-591.000-702.000 | SALARIES-FULL TIME            | 258,850.55       | 272,000.00             | 291,539.38       | 293,000.00             | 250,000.00                | 202,599.03           | 275,000.00                   |
| 592-591.000-703.000 | SALARIES-OVERTIME             | 9,481.55         | 10,000.00              | 11,860.78        | 12,000.00              | 15,000.00                 | 9,620.07             | 15,000.00                    |
| 592-591.000-705.000 | SALARIES-PART TIME            | 0.00             | 0.00                   | 0.00             | 5,000.00               | 5,000.00                  | 0.00                 | 5,000.00                     |
| 592-591.000-715.000 | EMPLOYER PAYROLL TAXES        | 107,837.13       | 150,000.00             | 98,077.10        | 103,000.00             | 30,000.00                 | 26,428.24            | 32,500.00                    |
| 592-591.000-715.001 | MEDICAL - PRIORITY HEALTH     | 0.00             | 0.00                   | 0.00             | 0.00                   | 42,500.00                 | 27,587.02            | 45,500.00                    |
| 592-591.000-715.002 | DENTAL - DELTA                | 0.00             | 0.00                   | 0.00             | 0.00                   | 2,300.00                  | 1,573.42             | 2,250.00                     |
| 592-591.000-715.003 | FIDELITY - EYE                | 0.00             | 0.00                   | 0.00             | 0.00                   | 450.00                    | 253.19               | 350.00                       |
| 592-591.000-715.004 | MADISON NATIONAL - LIFE       | 0.00             | 0.00                   | 0.00             | 0.00                   | 550.00                    | 344.03               | 750.00                       |
| 592-591.000-715.005 | HSA                           | 0.00             | 0.00                   | 0.00             | 0.00                   | 10,500.00                 | 9,917.36             | 8,250.00                     |
| 592-591.000-716.000 | PENSION EXP-GASB 68           | 31,178.00        | 0.00                   | 661.00           | 5,000.00               | 10,000.00                 | 0.00                 | 5,000.00                     |
| 592-591.000-717.000 | RETIREMENT                    | 0.00             | 0.00                   | 0.00             | 0.00                   | 20,000.00                 | 13,798.84            | 21,750.00                    |
| 592-591.000-728.000 | OFFICE SUPPLIES               | 174.36           | 500.00                 | 661.13           | 2,000.00               | 1,500.00                  | 41.66                | 1,500.00                     |
| 592-591.000-729.002 | METERS-HYDRANTS-FITTINGS      | 23,933.74        | 24,000.00              | 22,513.25        | 25,000.00              | 35,000.00                 | 31,120.47            | 45,000.00                    |
| 592-591.000-730.000 | POSTAGE                       | 5,543.02         | 6,000.00               | 4,068.29         | 5,000.00               | 5,000.00                  | 1,236.52             | 1,500.00                     |
| 592-591.000-743.000 | CHEMICALS                     | 9,016.19         | 10,000.00              | 9,953.55         | 15,000.00              | 15,000.00                 | 5,973.91             | 15,000.00                    |
| 592-591.000-744.101 | PAYROLL PROCESSING            | 0.00             | 0.00                   | 1,037.44         | 1,500.00               | 1,500.00                  | 0.00                 | 0.00                         |
| 592-591.000-751.000 | GAS AND OIL                   | 4,441.66         | 4,500.00               | 5,058.24         | 5,500.00               | 6,000.00                  | 2,439.58             | 5,000.00                     |
| 592-591.000-756.000 | MISCELLANEOUS SUPPLIES        | 1,374.73         | 1,500.00               | 2,666.86         | 3,000.00               | 4,000.00                  | 3,361.50             | 5,000.00                     |
| 592-591.000-756.003 | TECHNOLOGY EQUIP. SUPPLIES    | 0.00             | 0.00                   | 0.00             | 0.00                   | 2,000.00                  | 0.00                 | 2,000.00                     |
| 592-591.000-756.004 | TMF GRANT - MISC.             | 0.00             | 0.00                   | 0.00             | 0.00                   | 0.00                      | 0.00                 | 0.00                         |
| 592-591.000-756.006 | MATERIAL FOR EXCAVATION FILLS | 0.00             | 0.00                   | 0.00             | 0.00                   | 3,500.00                  | 3,170.00             | 3,500.00                     |
| 592-591.000-756.010 | SMALL TOOLS & EQUIPMENT       | 0.00             | 0.00                   | 0.00             | 0.00                   | 0.00                      | 0.00                 | 0.00                         |
| 592-591.000-758.000 | EQUIPMENT MAINT SUPPLIES      | 0.00             | 0.00                   | 4,472.60         | 10,000.00              | 10,000.00                 | 344.77               | 7,500.00                     |
| 592-591.000-768.000 | UNIFORMS                      | 353.69           | 800.00                 | 962.45           | 1,000.00               | 2,500.00                  | 494.22               | 1,000.00                     |
| 592-591.000-807.000 | AUDIT                         | 9,944.00         | 10,000.00              | 7,762.06         | 10,500.00              | 10,000.00                 | 7,591.66             | 10,000.00                    |
| 592-591.000-818.000 | CONTRACTUAL                   | 31,583.76        | 32,000.00              | 41,182.00        | 55,000.00              | 40,000.00                 | 25,197.05            | 45,000.00                    |
| 592-591.000-818.004 | CONTRACT - POTHOLING          | 0.00             | 0.00                   | 0.00             | 0.00                   | 0.00                      | 0.00                 | 0.00                         |
| 592-591.000-818.005 | ENGINEERING SERVICES          | 0.00             | 0.00                   | 0.00             | 0.00                   | 25,000.00                 | 5,942.84             | 0.00                         |

| GL Number                     | Description                          | 2023-24 Activity |           | 2023-24 Amended Budget |            | 2024-25 Amended Budget |           | 06/30/2026 Amended Budget |            | YTD As Of 03/31/2026 | 2026-27 DEPARTMENT REQUESTED |
|-------------------------------|--------------------------------------|------------------|-----------|------------------------|------------|------------------------|-----------|---------------------------|------------|----------------------|------------------------------|
|                               |                                      |                  |           |                        |            |                        |           |                           |            |                      |                              |
| 592-591.000-818.006           | ENTERPRISE - MAINTENANCE MANAGEMENT  | 0.00             | 0.00      | 0.00                   | 0.00       | 0.00                   | 0.00      | 1,200.00                  | 1,200.00   | 808.85               | 1,000.00                     |
| 592-591.000-819.000           | TECHNOLOGY CONTRACTUAL SERVICES      | 0.00             | 0.00      | 0.00                   | 0.00       | 0.00                   | 0.00      | 12,000.00                 | 12,000.00  | 2,776.59             | 5,000.00                     |
| 592-591.000-820.000           | LAB ANALYTICAL SERVICE               | 0.00             | 0.00      | 0.00                   | 3,498.52   | 3,500.00               | 3,500.00  | 4,000.00                  | 4,000.00   | 475.66               | 3,000.00                     |
| 592-591.000-826.000           | LEGAL FEES                           | 0.00             | 0.00      | 0.00                   | 0.00       | 0.00                   | 0.00      | 15,000.00                 | 15,000.00  | 2,987.50             | 5,000.00                     |
| 592-591.000-831.000           | MEMBERSHIP AND DUES                  | 0.00             | 0.00      | 0.00                   | 556.00     | 2,000.00               | 2,000.00  | 2,000.00                  | 2,000.00   | 856.00               | 1,500.00                     |
| 592-591.000-853.000           | TELEPHONE, INTERNET, CABLE           | 4,287.97         | 5,000.00  | 4,522.39               | 4,522.39   | 5,000.00               | 5,000.00  | 6,000.00                  | 6,000.00   | 3,095.08             | 5,500.00                     |
| 592-591.000-864.000           | CONFERENCES AND WORKSHOP             | 3,480.00         | 3,500.00  | 412.50                 | 412.50     | 2,500.00               | 2,500.00  | 3,000.00                  | 3,000.00   | 0.00                 | 2,000.00                     |
| 592-591.000-873.000           | TRAVEL & CAR ALLOWANCE               | 92.00            | 200.00    | 0.00                   | 0.00       | 500.00                 | 500.00    | 500.00                    | 500.00     | 3.45                 | 250.00                       |
| 592-591.000-902.000           | PRINTING & PUBLISHING                | 0.00             | 0.00      | 8,304.52               | 8,304.52   | 9,500.00               | 9,500.00  | 10,000.00                 | 10,000.00  | 5,739.18             | 7,500.00                     |
| 592-591.000-921.000           | UTILITIES                            | 33,518.35        | 38,000.00 | 38,263.87              | 38,263.87  | 45,000.00              | 45,000.00 | 45,000.00                 | 45,000.00  | 24,827.98            | 40,000.00                    |
| 592-591.000-931.000           | MAINTENANCE - BUILDINGS              | 987.99           | 2,000.00  | 2,332.00               | 2,332.00   | 6,000.00               | 6,000.00  | 6,000.00                  | 6,000.00   | 463.01               | 5,500.00                     |
| 592-591.000-933.000           | MAINTENANCE - EQUIPMENT              | 4,053.25         | 4,500.00  | 2,342.03               | 2,342.03   | 7,000.00               | 7,000.00  | 7,000.00                  | 7,000.00   | 200.00               | 7,000.00                     |
| 592-591.000-934.000           | MAINT. - OFFICE EQUIPMENT            | 32.86            | 100.00    | 2,819.97               | 2,819.97   | 3,000.00               | 3,000.00  | 1,000.00                  | 1,000.00   | 0.00                 | 1,000.00                     |
| 592-591.000-937.000           | ELECTRICAL MAINTENANCE               | 0.00             | 0.00      | 0.00                   | 0.00       | 3,000.00               | 3,000.00  | 3,000.00                  | 3,000.00   | 0.00                 | 2,000.00                     |
| 592-591.000-937.001           | INSTRUMENT MAINTENANCE               | 0.00             | 0.00      | 0.00                   | 0.00       | 0.00                   | 0.00      | 0.00                      | 0.00       | 0.00                 | 0.00                         |
| 592-591.000-938.000           | MAINT - SYSTEM- WATER TOWER/ASHPHALT | 20,670.37        | 25,000.00 | 23,922.16              | 23,922.16  | 30,000.00              | 30,000.00 | 35,000.00                 | 35,000.00  | 10,322.62            | 25,000.00                    |
| 592-591.000-939.000           | MAINTENANCE - VEHICLE                | 1,272.29         | 2,000.00  | 794.28                 | 794.28     | 2,500.00               | 2,500.00  | 2,500.00                  | 2,500.00   | 1,003.94             | 2,000.00                     |
| 592-591.000-943.000           | EQUIPMENT RENTAL                     | 0.00             | 200.00    | 0.00                   | 0.00       | 500.00                 | 500.00    | 500.00                    | 500.00     | 0.00                 | 0.00                         |
| 592-591.000-957.002           | ANNUAL PERMIT FEES                   | 0.00             | 0.00      | 1,293.38               | 1,293.38   | 1,300.00               | 1,300.00  | 1,500.00                  | 1,500.00   | 0.00                 | 1,500.00                     |
| 592-591.000-960.000           | EDUCATION AND TRAINING               | 1,250.73         | 1,500.00  | 0.00                   | 0.00       | 2,500.00               | 2,500.00  | 5,000.00                  | 5,000.00   | 4,075.00             | 5,000.00                     |
| 592-591.000-961.000           | MEDICAL EXAMS                        | 212.00           | 500.00    | 0.00                   | 0.00       | 500.00                 | 500.00    | 500.00                    | 500.00     | 0.00                 | 250.00                       |
| 592-591.000-962.000           | MISCELLANEOUS                        | 496.50           | 1,500.00  | 935.15                 | 935.15     | 1,500.00               | 1,500.00  | 1,500.00                  | 1,500.00   | 546.40               | 1,500.00                     |
| 592-591.000-963.000           | FIRE & LIABILITY INSURANCE           | 5,703.71         | 6,000.00  | 8,497.34               | 8,497.34   | 8,500.00               | 8,500.00  | 8,000.00                  | 8,000.00   | 7,646.34             | 8,500.00                     |
| 592-591.000-965.000           | REAL ESTATE TAXES                    | 5,745.00         | 5,750.00  | 6,038.00               | 6,038.00   | 6,038.00               | 6,038.00  | 6,400.00                  | 6,400.00   | 6,400.00             | 6,720.00                     |
| 592-591.000-965.001           | OVERDUE REAL ESTATE TAXES            | 5,578.00         | 5,600.00  | 0.00                   | 0.00       | 0.00                   | 0.00      | 0.00                      | 0.00       | 0.00                 | 0.00                         |
| 592-591.000-967.010           | WELLHEAD PROTECTION PROGRAM          | 0.00             | 0.00      | 0.00                   | 0.00       | 4,000.00               | 4,000.00  | 4,000.00                  | 4,000.00   | 0.00                 | 4,000.00                     |
| 592-591.000-968.001           | DEPRECIATION                         | 769,382.00       | 0.00      | 780,018.00             | 780,018.00 | 0.00                   | 0.00      | 0.00                      | 0.00       | 0.00                 | 0.00                         |
| 592-591.000-971----           | EQUIP RESERVE EXP - MXUS \$50K FYE26 | 0.00             | 0.00      | 0.00                   | 0.00       | 0.00                   | 0.00      | 61,350.00                 | 61,350.00  | 0.00                 | 135,000.00                   |
| 592-591.000-971----           | CAPITAL RESERVE EXP - NEW PROJECT    |                  |           |                        |            |                        |           |                           |            |                      | 150,000.00                   |
| <b>WATER DEPARTMENT TOTAL</b> |                                      |                  |           |                        |            |                        |           | 1,119,250.00              | 639,547.48 |                      | 985,070.00                   |

| GL Number                    | Description                    | 2023-24 Activity    | 2023-24 Amended Budget | 2024-25 Activity    | 2024-25 Amended Budget | 06/30/2026 Amended Budget | YTD As Of 03/31/2026 | 2026-27 DEPARTMENT REQUESTED |
|------------------------------|--------------------------------|---------------------|------------------------|---------------------|------------------------|---------------------------|----------------------|------------------------------|
| <b>INTEREST ON DEBT</b>      |                                |                     |                        |                     |                        |                           |                      |                              |
| 592-907.000-993.000          | INTEREST -2009 SRF             | 15,750.00           | 17,000.00              | 13,875.00           | 14,500.00              | 12,000.00                 | 12,000.00            | 9,500.00                     |
| 592-907.000-993.001          | INTEREST -2010 DWRF            | 17,156.00           | 19,000.00              | 15,843.75           | 16,500.00              | 13,875.00                 | 13,875.00            | 11,250.00                    |
| 592-907.000-993.003          | INTEREST -2020 OXIDATION DITCH | 234,220.00          | 238,500.00             | 227,500.00          | 229,740.00             | 225,750.00                | 225,710.00           | 211,400.00                   |
| 592-907.000-994.001          | INTEREST -2024A USDA- SEWER    | 0.00                | 0.00                   | 10,347.58           | 3,396.50               | 32,750.00                 | 32,652.62            | 99,639.59                    |
| 592-907.000-994.002          | INTEREST -2024B USDA- WATER    | 0.00                | 0.00                   | 14,902.59           | 4,431.26               | 45,000.00                 | 44,903.83            | 80,135.24                    |
| 592-907.000-994.003          | INTEREST -2024C USDA- WATER    | 0.00                | 0.00                   | 98.61               | 201.03                 | 1,550.00                  | 1,508.57             | 40,074.60                    |
| <b>DEBT INTEREST TOTAL</b>   |                                |                     | 268,768.79             | 330,925.00          | 330,650.02             | 451,999.43                |                      |                              |
| <b>Total Appropriations:</b> |                                | <b>2,600,770.16</b> | <b>1,930,190.00</b>    | <b>2,941,236.28</b> | <b>2,317,991.79</b>    | <b>2,734,447.00</b>       | <b>1,787,553.08</b>  | <b>3,257,344.43</b>          |

|   |                   |                     |                     |                     |                     |                     |                     |                     |
|---|-------------------|---------------------|---------------------|---------------------|---------------------|---------------------|---------------------|---------------------|
| REVENUES:   |                   |                     |                     |                     |                     |                     |                     |                     |
| <b>Net of Revenues&amp;Appropriatio Net of Revenues &amp; Appropriations:</b> | <b>620,607.95</b> | <b>1,361,960.00</b> | <b>1,491,732.71</b> | <b>1,541,758.21</b> | <b>1,286,053.00</b> | <b>1,228,925.27</b> | <b>4,405,100.00</b> | <b>1,147,755.57</b> |

| DEBT SERVICE:      | PRINCIPAL: | INTEREST:  | FY:        |
|--------------------|------------|------------|------------|
| 2019 SRF           | 100,000.00 | 9,500.00   | 109,500.00 |
| 2010 DWRF          | 110,000.00 | 11,250.00  | 121,250.00 |
| 2020 OXIDATION DIT | 340,000.00 | 211,400.00 | 551,400.00 |
|                    | 550,000.00 | 232,150.00 | 782,150.00 |

Note:  
We will receive \$1.2M in Congressional Directed Spending

|                      |                   |                   |                   |  |
|----------------------|-------------------|-------------------|-------------------|--|
| 2024A USDA-SEWER     | 143,000.00        | 99,639.59         | 242,639.59        |  |
| 2024B USDA-WATER     | 116,000.00        | 80,135.24         | 196,135.24        |  |
| 2024C USDA-WATER     | 57,000.00         | 40,074.60         | 97,074.60         |  |
| <b>BOND RESERVE:</b> | <b>316,000.00</b> | <b>219,849.43</b> | <b>535,849.43</b> |  |
| USDA 2024A           |                   |                   | 24,300.00         |  |
| USDA 2024B           |                   |                   | 37,400.00         |  |
| <b>BOND RRI:</b>     |                   |                   | <b>61,700.00</b>  |  |
| USDA 2024A           |                   |                   | 52,667.00         |  |
| USDA 2024B           |                   |                   | 33,333.00         |  |
|                      |                   |                   | 86,000.00         |  |

The \$1.2M will be spent on Phase Two of the Downtown Project

Before Debt payments: 1,147,755.57

Principal Debt Exp 866,000.00

Bond Reserve Expense 147,700.00

After Debt payments: 134,055.57



New On-Premises Redevelopment or Development District License Questionnaire

Complete and submit this questionnaire along with a fully completed On-Premises Retailer License & Permit Application (LCC-100a) with the documents required to be submitted with that form and any other documents required as listed below.

Part 1 - Applicant Information

Individuals, please state your legal name. Corporations or Limited Liability Companies, please state your name as it is filed with the State of Michigan Corporation Division.

Form fields for Applicant Information: Applicant name(s), Address to be licensed, City, Zip Code, County, Contact Name, Phone, Email, Mailing address, City, Zip Code.

I am applying for the following on-premises redevelopment or development district license:

[X] MCL 436.1521a(1)(a) - Redevelopment (RDA) License - Complete Parts 2a, 3, 4, & 5

Select one: [X] Class C [ ] B-Hotel [ ] Tavern [ ] A-Hotel

- The proposed licensed premises must be located in a redevelopment project area defined by the local governmental unit and the investment in the redevelopment project area must meet one (1) of following requirements:
- Investment of not less than \$50 million in cities, townships, or villages having a population of 50,000 or more
- Investment of not less than \$1 million per 1,000 people in cities, townships, or villages having a population of less than 50,000
The licensed business must be engaged in activities related to dining, entertainment, or recreation and provide that activity not less than five (5) days per week
The licensed business must be open to the public not less than ten (10) hours per day, five (5) days per week
The initial enhanced license fee for a license issued under this section is \$20,000.00

[ ] MCL 436.1521a(1)(b) - Development District (DDA) License - Complete Parts 2b, 3, 4, & 5

Select one: [ ] Class C [ ] B-Hotel [ ] Tavern [ ] A-Hotel

- The proposed licensed premises must be located in one of the development districts or areas listed in MCL 436.1521a(1)(b):
- Tax Increment Finance Authority District Under Part 3 of Public Act 57 of 2018 (Formerly Public Act 450 of 1980)
- Corridor Improvement Authority Act Development Area under Part 6 of Public Act 57 of 2018 (Formerly Public Act 280 of 2005)
- Downtown Development Authority (DDA) District under Part 2 of Public Act 57 of 2018 (Formerly Public Act 197 of 1975)
- Principal Shopping District under Public Act 120 of 1961
The total investment in real and personal property within the development district or area shall not be less than \$200,000.00 over a period of the preceding five (5) years.
The building may be new construction or the restoration or rehabilitation of an existing building.
The building that will house the proposed licensed premises must have at least \$75,000.00 expended for new construction or the rehabilitation or restoration of the building over the preceding five (5) years or a commitment for a capital investment of at least \$75,000.00 in the building that must be expended before the license is issued.
The licensed business must be engaged in activities related to dining, entertainment, or recreation.
The licensed business must be open to the general public and have a seating capacity of not less than 25 persons.
The initial enhanced license fee for a license issued under this section is \$20,000.00.

Please Note: Pursuant to MCL 436.1521a(8) a license issued under MCL 436.1521a cannot be transferred to another location and if the licensee goes out of business the license issued under MCL 436.1521a shall be surrendered by the licensee to the Commission and the Commission will terminate the license.

**Part 2a - MCL 436.1521a(1)(a) - Redevelopment (RDA) License Required Documents**

|   |
|---|
| <input checked="" type="checkbox"/> Resolution from local governmental unit establishing the redevelopment project area   |
| <input checked="" type="checkbox"/> Affidavit from the assessor, certified by the city, township, or village clerk, which states the following: <ul style="list-style-type: none"><li>• The amount of investment money expended for manufacturing, industrial, residential, and commercial development within the redevelopment project area during the preceding three (3) years (must specifically state start and end dates for the investment, i.e. January 1, 2013, to December 31, 2015).</li><li>• Statement that the amount of commercial investment in the redevelopment project area constitutes not less than 25% of the total investment in real and personal property in the area.</li></ul> |
| <input checked="" type="checkbox"/> Legible map of the redevelopment project area which clearly labels all street names   |

**Part 2b - MCL 436.1521a(1)(b) - Development District (DDA) License Required Documents**

|  |
|--|
| <input type="checkbox"/> Resolution from local governmental unit establishing the development district or area which specifically references the statute under which the area was established: <ul style="list-style-type: none"><li>• Part 3 of Public Act 57 of 2018 (Formerly Public Act 450 of 1980) for Tax Increment Finance Authorities</li><li>• Part 6 of Public Act 57 of 2018 (Formerly Public Act 280 of 2005) for Corridor Improvement Authorities</li><li>• Part 2 of Public Act 57 of 2018 (Formerly Public Act 197 of 1975) for Downtown Development Authorities</li><li>• Public Act 120 of 1961 for Principal Shopping Districts</li></ul> |
| <input type="checkbox"/> Affidavit from the assessor, certified by the city, township, or village clerk, which states the following: <ul style="list-style-type: none"><li>• The total amount of public and private investment in real and personal property within the development district or area over a period of the preceding five (5) years (must specifically state start and end dates for the investment, i.e. January 1, 2011, to December 31, 2015).</li></ul>   |
| <input type="checkbox"/> Legible map of the development district or area which clearly labels all street names   |

**Part 3 - Available License Search**

MCL 436.1521a(9) requires any person signing an application for an on-premises Redevelopment or Development District license to verify that he or she attempted to purchase any of the on-premises licenses that are in escrow that do not have a pending transfer on file with the MLCC within the county in which the applicant for the on-premises Redevelopment or Development District license proposes to operate.

You should not apply for an on-premises Redevelopment or Development District license if there is an available quota license in the local governmental unit in which the proposed licensed business will be located. You may verify the availability of quota licenses on the Commission's website using the [Local Government Quota search page](#).

|  |
|--|
| <input checked="" type="checkbox"/> I verify that I have attempted to purchase any readily available on-premises escrowed licenses that do not have pending transfers on file with the MLCC in the county where the proposed licensed business will be located. <ul style="list-style-type: none"><li>• Applicant should provide a notarized affidavit outlining all attempts and responses (or lack thereof) to secure a readily available on-premises license.</li><li>• Applicant should send certified letters of inquiry as to the availability of the license to each licensee at the address listed on the licensee listing report provided by the MLCC.</li><li>• Applicant should submit copies of the letters sent, certified tags, signed certified return receipts, copies of any envelopes returned by the USPS, and copies of any correspondence received from the licensees.</li><li>• Applicant should provide dates, the name of the person contacted, and a synopsis of the conversation if escrowed licensees are contacted by telephone.</li><li>• Applicant should provide documentation regarding the fair market value of the license based on where the applicant will be located, if determinable, the size and scope of the proposed operation, and/or the existence of mandatory contractual restrictions or inclusion attached to the sale of the license when indicating to the MLCC that purchase of a license is not economically feasible or the license is not readily available.</li></ul> |
| <input checked="" type="checkbox"/> There are no readily available on-premises licenses in escrow in the county where the proposed licensed business will be located.  |
| <input checked="" type="checkbox"/> There are no unissued, on-premises quota licenses readily available in the local governmental unit where the proposed licensed business will be located.   |

**Part 4 - Local Governmental Approval**

An applicant for a new on-premises Redevelopment or Development District license requires approval by the legislative body of the local governmental unit in which the licensed premises will be located. Applicants for a license in a city that has a population of 600,000 or more do not require local governmental approval. Please use the [Local Governmental Unit Approval Form \(LCC-106\)](#) or obtain a resolution from the local governmental unit that contains the same information required on the form. The form or a resolution from the city, village, or township must specifically state the applicant's legal name, if an individual person, or the corporate name of the business, the proposed licensed address, and contain a recommendation for the issuance of a license under one of the two following options:

- New Class C\* license issued under the provisions of MCL 436.1521a(1)(a)
- New Class C\* license issued under the provisions of MCL 436.1521a(1)(b)

*\*May substitute other license types such as Tavern, A-Hotel, or B-Hotel licenses*

**Part 5 - Signature of Applicant**

I certify that the information contained in this form is true and accurate to the best of my knowledge and belief. I agree to comply with all requirements of the Michigan Liquor Control Code and Administrative Rules. I also understand that providing **false** or **fraudulent** information is a violation of the Liquor Control Code pursuant to MCL 436.2003.

I certify that I understand that pursuant to MCL 436.1521a(8) a license issued under MCL 436.1521a cannot be transferred to another location and that if the licensee goes out of business the license issued under MCL 436.1521a shall be surrendered by the licensee to the Commission and the Commission will terminate the license.

Jenna Bradley/Member

Print Name of Applicant & Title

Signature of Applicant

Date

Please return this completed form along with corresponding documents:  
 Michigan Liquor Control Commission  
 Mailing address: P.O. Box 30005, Lansing, MI 48909  
 Overnight packages: 2407 N. Grand River Ave., Lansing, MI 48906  
 Fax to: 517-763-0059



**Local Government Approval**  
(Authorized by MCL 436.1501)

**Instructions for Applicants:**

- You must obtain a recommendation from the local legislative body for a new on-premises license application, certain types of license classification transfers, and/or a new banquet facility permit.

**Instructions for Local Legislative Body:**

- Complete this resolution or provide a resolution, along with certification from the clerk or adopted minutes from the meeting at which this request was considered.

At a \_\_\_\_\_ meeting of the \_\_\_\_\_ council/board  
(regular or special) (name of township, city, village)  
called to order by \_\_\_\_\_ on \_\_\_\_\_ at \_\_\_\_\_  
the following resolution was offered: (date) (time)

Moved by \_\_\_\_\_ and supported by \_\_\_\_\_

that the application from LJ Bradley, LLC  
(name of applicant - if a corporation or limited liability company, please state the company name)

for the following license(s): MCL 436.1521a(1)(a) - Redevelopment (RDA) License (Class C)  
(list specific licenses requested)

to be located at: 110 Main St Buchanan, MI 49107

and the following permit, if applied for:

Banquet Facility Permit Address of Banquet Facility: \_\_\_\_\_

It is the consensus of this body that it \_\_\_\_\_ this application be considered for  
(recommends/does not recommend)

approval by the Michigan Liquor Control Commission.

If disapproved, the reasons for disapproval are \_\_\_\_\_

**Vote**

Yeas: \_\_\_\_\_

Nays: \_\_\_\_\_

Absent: \_\_\_\_\_

I hereby certify that the foregoing is true and is a complete copy of the resolution offered and adopted by the \_\_\_\_\_  
council/board at a \_\_\_\_\_ meeting held on \_\_\_\_\_ (name of township, city, village)  
(regular or special) (date)

Print Name of Clerk

Signature of Clerk

Date

Under Article IV, Section 40, of the Constitution of Michigan (1963), the Commission shall exercise complete control of the alcoholic beverage traffic within this state, including the retail sales thereof, subject to statutory limitations. Further, the Commission shall have the sole right, power, and duty to control the alcoholic beverage traffic and traffic in other alcoholic liquor within this state, including the licensure of businesses and individuals.

Please return this completed form along with any corresponding documents to:  
Michigan Liquor Control Commission  
Mailing address: P.O. Box 30005, Lansing, MI 48909  
Overnight packages: 2407 N. Grand River, Lansing, MI 48906  
Fax to: 517-763-0059

| Post Date  | Journal | Description  | GL Number  | DR Amount | CR Amount |
|------------|---------|--|--|-----------|-----------|
| 04/22/2026 | AP      | ALEXANDER CHEMICAL CORP<br>CHEMICALS<br>Vnd: 2293 Invoice: 106763                | Invoice: 106763 Ref#: 32565 (SOD HYPO 12.5% & SODIUM BISULFATE- WWTP)<br>592-590.000-743.000<br>592-000.000-202.000      | 670.19    | 670.19    |
|            |         | Expected Check Run: 04/27/2026   |  | 670.19    | 670.19    |
| 04/22/2026 | AP      | ALEXANDER CHEMICAL CORP<br>CHEMICALS<br>Vnd: 2293 Invoice: 106613                | Invoice: 106613 Ref#: 32575 (WATER TREATMENT CHEMICALS)<br>592-591.000-743.000<br>592-000.000-202.000                    | 1,321.94  | 1,321.94  |
|            |         | Expected Check Run: 04/27/2026   |  | 1,321.94  | 1,321.94  |
| 04/22/2026 | AP      | ALRO STEEL CORPORATION<br>MISCELLANEOUS SUPPLIES<br>Vnd: 0107 Invoice: GDJ7526NL | Invoice: GDJ7526NL Ref#: 32556 (WALL TUBING)<br>101-441.000-756.000<br>101-000.000-202.000                               | 420.11    | 420.11    |
|            |         | Expected Check Run: 04/27/2026   |  | 420.11    | 420.11    |
| 04/22/2026 | AP      | ALS GROUP USA, CORP.<br>LAB ANALYTICAL SERVICE<br>Vnd: 1693 Invoice: 3313HN66305 | Invoice: 3313HN66305 Ref#: 32561 (APRIL 2026 COPPER CHLORIDE SULFATE TEST)<br>592-590.000-820.000<br>592-000.000-202.000 | 100.00    | 100.00    |
|            |         | Expected Check Run: 04/27/2026   |  | 100.00    | 100.00    |
| 04/22/2026 | AP      | ALS GROUP USA, CORP.<br>LAB ANALYTICAL SERVICE<br>Vnd: 1693 Invoice: 3313HN66306 | Invoice: 3313HN66306 Ref#: 32562 (MERCURY - QTRLY SAMPLE - APR 2026)<br>592-590.000-820.000<br>592-000.000-202.000       | 415.00    | 415.00    |
|            |         | Expected Check Run: 04/27/2026   |  | 415.00    | 415.00    |
| 04/22/2026 | AP      | ALS GROUP USA, CORP.<br>LAB ANALYTICAL SERVICE<br>Vnd: 1693 Invoice: 3313HN66307 | Invoice: 3313HN66307 Ref#: 32563 (PFAS APR 2026)<br>592-590.000-820.000<br>592-000.000-202.000                           | 400.00    | 400.00    |
|            |         | Expected Check Run: 04/27/2026   |  | 400.00    | 400.00    |
| 04/22/2026 | AP      | ARCEM ENTRY SYSTEMS, LLC<br>MAINTENANCE - BUILDINGS<br>Vnd: 2437 Invoice: 206316 | Invoice: 206316 Ref#: 32577 (DPW GARAGE DOOR REPAIR)<br>101-441.000-931.000<br>101-000.000-202.000                       | 766.19    | 766.19    |
|            |         | Expected Check Run: 04/27/2026   |  | 766.19    | 766.19    |

| Post Date  | Journal | Description  | GL Number   | DR Amount          | CR Amount |
|------------|---------|--|---|--------------------|-----------|
| 04/22/2026 | AP      | AUSRA KUBOTA, INC.<br>EQUIPMENT MAINT SUPPLIES<br>Vnd: 0820 Invoice: IN11585   | Invoice: IN11585 Ref#: 32578 (KUBOTA BLADES)<br>101-441.000-758.000<br>101-000.000-202.000  | 23.34              | 23.34     |
|            |         | Expected Check Run: 04/27/2026   |   | 23.34              | 23.34     |
| 04/22/2026 | AP      | BEARING HEADQUARTERS<br>EQUIPMENT MAINT SUPPLIES<br>Vnd: 1798 Invoice: 6105584 | Invoice: 6105584 Ref#: 32541 (BEARINGS FOR ODB)<br>101-441.000-758.000<br>101-000.000-202.000   | 377.29             | 377.29    |
|            |         | Expected Check Run: 04/27/2026   |   | 377.29             | 377.29    |
| 04/22/2026 | AP      | BIG C LUMBER<br>MISCELLANEOUS SUPPLIES<br>Vnd: 0196 Invoice: 2438306           | Invoice: 2438306 Ref#: 32590 (CONCRETE MIX FOR FOUNDATIONS)<br>101-567.000-756.000<br>101-000.000-202.000                                   | 904.86             | 904.86    |
|            |         | Expected Check Run: 04/27/2026   |   | 904.86             | 904.86    |
| 04/22/2026 | AP      | BS&A SOFTWARE<br>CONTRACTUAL<br>PREPAID<br>Vnd: 0068 Invoice: 166915           | Invoice: 166915 Ref#: 32547 (ASSESSING SYSTEM - ANNUAL SERVICE/SUPPOR)<br>101-257.000-818.000<br>101-000.000-123.000<br>101-000.000-202.000 | 232.50<br>1,162.50 | 1,395.00  |
|            |         | Expected Check Run: 04/27/2026   |   | 1,395.00           | 1,395.00  |
| 04/22/2026 | AP      | BUCHANAN DISTRICT LIBRARY<br>PUBLIC RELATIONS<br>Vnd: 0240 Invoice: 20266      | Invoice: 20266 Ref#: 32539 (STOP, LUNCH & LISTEN 2026)<br>101-761.008-885.000<br>101-000.000-202.000  | 1,562.50           | 1,562.50  |
|            |         | Expected Check Run: 04/27/2026   |   | 1,562.50           | 1,562.50  |
| 04/22/2026 | AP      | BURNS TERRY<br>UNIFORMS<br>Vnd: 2188 Invoice: 308696                           | Invoice: 308696 Ref#: 32567 (BOOT & UNIFORM REIMBURSEMENT FY 25-26)<br>592-590.000-768.000<br>592-000.000-202.000                           | 400.00             | 400.00    |
|            |         | Expected Check Run: 04/27/2026   |   | 400.00             | 400.00    |
| 04/22/2026 | AP      | CITY OF BRIDGMAN<br>CONTRACTUAL<br>Vnd: 1845 Invoice: 00372                    | Invoice: 00372 Ref#: 32570 (WATER SAMPLES)<br>592-591.000-818.000<br>592-000.000-202.000  | 540.00             | 540.00    |
|            |         | Expected Check Run: 04/27/2026   |   | 540.00             | 540.00    |

| Post Date  | Journal | Description                          | GL Number           | DR Amount | CR Amount |
|------------|---------|--------------------------------------|---------------------|-----------|-----------|
| 04/22/2026 | AP      | COMCAST BUSINESS                     |                     |           |           |
|            |         | TELEPHONE, INTERNET, CABLE           | 592-590.000-853.000 | 519.93    |           |
|            |         | TELEPHONE, INTERNET, CABLE           | 101-441.000-853.000 | 648.96    |           |
|            |         | TELEPHONE, INTERNET, CABLE           | 101-567.000-853.000 | 180.82    |           |
|            |         | Vnd: 1722 Invoice: 04.03.26-05.02.26 | 592-000.000-202.000 |           | 519.93    |
|            |         | Vnd: 1722 Invoice: 04.03.26-05.02.26 | 101-000.000-202.000 |           | 829.78    |
|            |         | Expected Check Run: 04/27/2026       |                     |           |           |
|            |         |                                      |                     | 1,349.71  | 1,349.71  |
| 03/31/2026 | AP      | COREWELL HEALTH                      |                     |           |           |
|            |         | MEDICAL EXAMS                        | 101-301.000-961.000 | 52.00     |           |
|            |         | Vnd: 2433 Invoice: 4.6.26            | 101-000.000-202.000 |           | 52.00     |
|            |         | Expected Check Run: 04/27/2026       |                     |           |           |
|            |         |                                      |                     | 52.00     | 52.00     |
| 04/22/2026 | AP      | COREWELL HEALTH                      |                     |           |           |
|            |         | MEDICAL EXAMS                        | 592-591.000-961.000 | 54.80     |           |
|            |         | Vnd: 2433 Invoice: 4.6.26 - 1976657  | 592-000.000-202.000 |           | 54.80     |
|            |         | Expected Check Run: 04/27/2026       |                     |           |           |
|            |         |                                      |                     | 54.80     | 54.80     |
| 04/22/2026 | AP      | COUNTY OF BERRIEN                    |                     |           |           |
|            |         | EDUCATION AND TRAINING               | 101-301.000-960.000 | 200.00    |           |
|            |         | Vnd: 1864 Invoice: 18011             | 101-000.000-202.000 |           | 200.00    |
|            |         | Expected Check Run: 04/27/2026       |                     |           |           |
|            |         |                                      |                     | 200.00    | 200.00    |
| 04/22/2026 | AP      | DIE HARD WELDING                     |                     |           |           |
|            |         | MAINTENANCE - EQUIPMENT              | 101-441.000-933.000 | 40.00     |           |
|            |         | Vnd: MISC Invoice: 2422              | 101-000.000-202.000 |           | 40.00     |
|            |         | Expected Check Run: 04/27/2026       |                     |           |           |
|            |         |                                      |                     | 40.00     | 40.00     |
| 04/22/2026 | AP      | ETNA SUPPLY CO.                      |                     |           |           |
|            |         | CAPITAL OUTLAY                       | 592-591.000-971.000 | 49,844.03 |           |
|            |         | Vnd: 0919 Invoice: S106815427.001    | 592-000.000-202.000 |           | 49,844.03 |
|            |         | Expected Check Run: 04/27/2026       |                     |           |           |
|            |         |                                      |                     | 49,844.03 | 49,844.03 |
| 04/22/2026 | AP      | ETNA SUPPLY CO.                      |                     |           |           |
|            |         | METERS-HYDRANTS-FITTINGS             | 592-591.000-729.002 | 2,877.00  |           |
|            |         | Vnd: 0919 Invoice: S106774286.001    | 592-000.000-202.000 |           | 2,877.00  |
|            |         | Expected Check Run: 04/27/2026       |                     |           |           |
|            |         |                                      |                     | 2,877.00  | 2,877.00  |

| Post Date  | Journal | Description  | GL Number  | DR Amount  | CR Amount            |
|------------|---------|--|--|--|----------------------|
| 04/22/2026 | AP      | FERGUSON WATERWORKS #1934<br>MAINTENANCE - SYSTEM<br>Vnd: 1536 Invoice: 0461905  | Invoice: 0461905 Ref#: 32571 (MANHOLE RINGS)<br>592-591.000-938.000<br>592-000.000-202.000   | 224.00   | 224.00               |
|            |         | Expected Check Run: 04/27/2026   |  | 224.00   | 224.00               |
| 04/22/2026 | AP      | FERGUSON WATERWORKS #1934<br>MISCELLANEOUS SUPPLIES<br>Vnd: 1536 Invoice: 0461906  | Invoice: 0461906 Ref#: 32572 (4 PIECE SOCKET SET)<br>592-591.000-756.000<br>592-000.000-202.000  | 315.00   | 315.00               |
|            |         | Expected Check Run: 04/27/2026   |  | 315.00   | 315.00               |
| 04/04/2026 | AP      | FLEIS & VANDENBRINK<br>CONTRACTUAL<br>Vnd: 2447 Invoice: 875750  | Invoice: 875750 Ref#: 32542 (PROJECT #: 875750 BROWNFIELD REDEVELOPME)<br>101-101.000-818.000<br>101-000.000-202.000   | 1,826.00   | 1,826.00             |
|            |         | Expected Check Run: 04/27/2026   |  | 1,826.00   | 1,826.00             |
| 04/22/2026 | AP      | GENE WESNER AUTOMOTIVE<br>MAINTENANCE - VEHICLE<br>Vnd: 1887 Invoice: 23962  | Invoice: 23962 Ref#: 32551 (REPLACE L.R. BULBS ON 46-6)<br>101-301.000-939.000<br>101-000.000-202.000  | 69.41  | 69.41                |
|            |         | Expected Check Run: 04/27/2026   |  | 69.41  | 69.41                |
| 04/22/2026 | AP      | HAVILAND PRODUCTS COMPANY<br>CHEMICALS<br>Vnd: 2417 Invoice: 568090  | Invoice: 568090 Ref#: 32566 (SODIUM BISULFATE X3 DRUMS - CREDIT MEMO)<br>592-590.000-743.000<br>592-000.000-202.000  | 574.30   | 574.30               |
|            |         | Expected Check Run: 04/27/2026   |  | 574.30   | 574.30               |
| 03/31/2026 | AP      | INDIANA MICHIGAN POWER COMPANY<br>UTILITIES<br>UTILITIES<br>UTILITIES<br>UTILITIES<br>UTILITIES<br>UTILITIES<br>UTILITIES<br>UTILITIES<br>UTILITIES<br>UTILITIES<br>Vnd: 0131 Invoice: 3.31.26.<br>Vnd: 0131 Invoice: 3.31.26. | Invoice: 3.31.26. Ref#: 32579 (MARCH 2026 POWER USAGE)<br>101-761.003-921.000<br>101-301.000-921.000<br>101-441.000-921.000<br>101-336.000-921.000<br>101-761.005-921.000<br>592-591.000-921.000<br>101-265.000-921.000<br>592-590.000-921.000<br>101-761.004-921.000<br>101-755.000-921.000<br>101-000.000-202.000<br>592-000.000-202.000 | 83.68<br>460.77<br>695.80<br>34.54<br>116.95<br>2,397.49<br>2,928.49<br>5,833.50<br>90.78<br>43.79 | 4,454.80<br>8,230.99 |
|            |         | Expected Check Run: 04/27/2026   |  | 12,685.79  | 12,685.79            |

| Post Date  | Journal | Description                    | GL Number   | DR Amount | CR Amount |
|------------|---------|--------------------------------|---|-----------|-----------|
| 04/30/2026 | AP      | INDIANA MICHIGAN POWER COMPANY | <a href="#">Invoice: 4.30.26 Ref#: 32580 (APRIL 2026 USAGE)</a>                             |           |           |
|            |         | STREET LIGHTING                | 101-441.000-926.000   | 1,346.54  |           |
|            |         | UTILITIES                      | 202-474.000-921.000   | 132.83    |           |
|            |         | UTILITIES                      | 592-590.000-921.000   | 887.77    |           |
|            |         | UTILITIES                      | 592-591.000-921.000   | 519.31    |           |
|            |         | UTILITIES                      | 101-336.000-921.000   | 341.80    |           |
|            |         | UTILITIES                      | 101-265.000-921.000   | 910.71    |           |
|            |         | UTILITIES                      | 101-441.000-921.000   | 1,267.92  |           |
|            |         | Vnd: 0131 Invoice: 4.30.26     | 101-000.000-202.000   |           | 3,866.97  |
|            |         | Vnd: 0131 Invoice: 4.30.26     | 202-000.000-202.000   |           | 132.83    |
|            |         | Vnd: 0131 Invoice: 4.30.26     | 592-000.000-202.000   |           | 1,407.08  |
|            |         | Expected Check Run: 04/27/2026 |   | 5,406.88  | 5,406.88  |
| 04/22/2026 | AP      | KATELYN COOKE                  | <a href="#">Invoice: 4.21.26 Ref#: 32586 (MEAL &amp; TRAVEL REIMBURSEMENT FOR TRAINING)</a> |           |           |
|            |         | TRAVEL                         | 101-301.000-873.000   | 161.10    |           |
|            |         | Vnd: MISC Invoice: 4.21.26     | 101-000.000-202.000   |           | 161.10    |
|            |         | Expected Check Run: 04/27/2026 |   | 161.10    | 161.10    |
| 04/22/2026 | AP      | LOWE'S                         | <a href="#">Invoice: 80483 Ref#: 32553 (FLOOR EPOXY FOR MEETING &amp; RADIO ROOM)</a>       |           |           |
|            |         | MAINTENANCE - BUILDINGS        | 101-336.000-931.000   | 392.51    |           |
|            |         | Vnd: 0229 Invoice: 80483       | 101-000.000-202.000   |           | 392.51    |
|            |         | Expected Check Run: 04/27/2026 |   | 392.51    | 392.51    |
| 04/22/2026 | AP      | LOWE'S                         | <a href="#">Invoice: 73850 Ref#: 32554 (PAINTING SUPPLIES FOR TRUCK BAYS)</a>               |           |           |
|            |         | MAINTENANCE - BUILDINGS        | 101-336.000-931.000   | 286.46    |           |
|            |         | Vnd: 0229 Invoice: 73850       | 101-000.000-202.000   |           | 286.46    |
|            |         | Expected Check Run: 04/27/2026 |   | 286.46    | 286.46    |
| 04/22/2026 | AP      | MATERIALS RESOURCES            | <a href="#">Invoice: 3408116 Ref#: 32564 (GLOVES)</a>                                       |           |           |
|            |         | MISCELLANEOUS SUPPLIES         | 592-590.000-756.000   | 143.92    |           |
|            |         | Vnd: 2346 Invoice: 3408116     | 592-000.000-202.000   |           | 143.92    |
|            |         | Expected Check Run: 04/27/2026 |   | 143.92    | 143.92    |
| 04/22/2026 | AP      | NORTH CENTRAL LABORATORIES     | <a href="#">Invoice: 534431 Ref#: 32568 (LAB SUPPLIES)</a>                                  |           |           |
|            |         | LAB SUPPLIES                   | 592-590.000-757.000   | 796.28    |           |
|            |         | Vnd: 0143 Invoice: 534431      | 592-000.000-202.000   |           | 796.28    |
|            |         | Expected Check Run: 04/27/2026 |   | 796.28    | 796.28    |

| Post Date  | Journal | Description                    | GL Number  | DR Amount | CR Amount |
|------------|---------|--------------------------------|--|-----------|-----------|
| 03/31/2026 | AP      | PITNEY BOWES                   | Invoice: 3.31.26 Ref#: 32544(POSTAGE CHARGED- MARCH 2026)                |           |           |
|            |         | POSTAGE                        | 101-253.000-730.000  | 47.36     |           |
|            |         | POSTAGE                        | 101-301.000-730.000  | 0.74      |           |
|            |         | POSTAGE                        | 592-591.000-730.000  | 2.96      |           |
|            |         | POSTAGE                        | 101-257.000-730.000  | 21.46     |           |
|            |         | POSTAGE                        | 101-700.000-730.000  | 27.48     |           |
|            |         | BANK FEES AND CHARGES          | 101-253.000-956.000  | 5.00      |           |
|            |         | Vnd: 2391 Invoice: 3.31.26     | 101-000.000-202.000  |           | 102.04    |
|            |         | Vnd: 2391 Invoice: 3.31.26     | 592-000.000-202.000  |           | 2.96      |
|            |         | Expected Check Run: 04/27/2026 |  | 105.00    | 105.00    |
| 04/22/2026 | AP      | RING CENTRAL, INC              | Invoice: 15894092001 Ref#: 32545(RING CENTRAL SERVICE LINES - 4/12/26-4, |           |           |
|            |         | TELEPHONE, INTERNET, CABLE     | 101-265.000-853.000  | 172.16    |           |
|            |         | TELEPHONE, INTERNET, CABLE     | 101-215.000-853.000  | 172.16    |           |
|            |         | TELEPHONE, INTERNET, CABLE     | 101-253.000-853.000  | 172.16    |           |
|            |         | TELEPHONE, INTERNET, CABLE     | 101-700.000-853.000  | 172.16    |           |
|            |         | TELEPHONE, INTERNET, CABLE     | 592-591.000-853.000  | 172.16    |           |
|            |         | TELEPHONE, INTERNET, CABLE     | 101-371.001-853.000  | 86.08     |           |
|            |         | CONTRACTUAL                    | 101-257.000-818.000  | 86.08     |           |
|            |         | TELEPHONE, INTERNET, CABLE     | 101-172.000-853.000  | 86.08     |           |
|            |         | PREPAID                        | 101-000.000-123.000  | 4,733.76  |           |
|            |         | PREPAID                        | 592-000.000-123.000  | 860.80    |           |
|            |         | Vnd: 2349 Invoice: 15894092001 | 101-000.000-202.000  |           | 5,680.64  |
|            |         | Vnd: 2349 Invoice: 15894092001 | 592-000.000-202.000  |           | 1,032.96  |
|            |         | Expected Check Run: 04/27/2026 |  | 6,713.60  | 6,713.60  |
| 04/22/2026 | AP      | S.E BERRIEN COUNTY LANDFILL    | Invoice: 0174930-IN Ref#: 32557(SLUDGE DISPOSAL)                         |           |           |
|            |         | SOLIDS HANDLING & DISPOSAL     | 592-590.000-936.000  | 388.25    |           |
|            |         | Vnd: 1746 Invoice: 0174930-IN  | 592-000.000-202.000  |           | 388.25    |
|            |         | Expected Check Run: 04/27/2026 |  | 388.25    | 388.25    |
| 04/22/2026 | AP      | S.E BERRIEN COUNTY LANDFILL    | Invoice: 0174972-IN Ref#: 32558(SLUDGE DISPOSAL)                         |           |           |
|            |         | SOLIDS HANDLING & DISPOSAL     | 592-590.000-936.000  | 388.25    |           |
|            |         | Vnd: 1746 Invoice: 0174972-IN  | 592-000.000-202.000  |           | 388.25    |
|            |         | Expected Check Run: 04/27/2026 |  | 388.25    | 388.25    |
| 04/22/2026 | AP      | S.E BERRIEN COUNTY LANDFILL    | Invoice: 0175012-IN Ref#: 32559(WHEEL FROM PEARS MILL)                   |           |           |
|            |         | MISCELLANEOUS                  | 101-441.000-962.000  | 47.67     |           |
|            |         | Vnd: 1746 Invoice: 0175012-IN  | 101-000.000-202.000  |           | 47.67     |
|            |         | Expected Check Run: 04/27/2026 |  | 47.67     | 47.67     |

| Post Date  | Journal | Description   | GL Number  | DR Amount  | CR Amount          |
|------------|---------|---|--|--|--------------------|
| 04/22/2026 | AP      | S.E BERRIEN COUNTY LANDFILL<br>SOLIDS HANDLING & DISPOSAL<br>Vnd: 1746 Invoice: 0175031-IN  | Invoice: 0175031-IN Ref#: 32560 (SLUDGE DISPOSAL)<br>592-590.000-936.000<br>592-000.000-202.000  | 388.25   | 388.25             |
|            |         | Expected Check Run: 04/27/2026  |  | 388.25   | 388.25             |
| 04/22/2026 | AP      | S.E BERRIEN COUNTY LANDFILL<br>SOLIDS HANDLING & DISPOSAL<br>Vnd: 1746 Invoice: 0175078-IN  | Invoice: 0175078-IN Ref#: 32588 (SLUDGE DISPOSAL)<br>592-590.000-936.000<br>592-000.000-202.000  | 388.25   | 388.25             |
|            |         | Expected Check Run: 04/27/2026  |  | 388.25   | 388.25             |
| 03/31/2026 | AP      | SEMCO ENERGY<br>ACCT 0157168.501<br>ACCT 0157576.500<br>ACCT 0359411.500<br>ACCT 0374061.500<br>ACCT 0158995.500<br>ACCT 0348966.501<br>ACCT 0157440.501<br>ACCT 0156522.501<br>BANK FEES AND CHARGES<br>Vnd: 0459 Invoice: 03.02.26-04.01.26<br>Vnd: 0459 Invoice: 03.02.26-04.01.26 | Invoice: 03.02.26-04.01.26 Ref#: 32546 (GAS ENERGY USAGE)<br>101-301.000-921.000<br>101-336.000-921.000<br>101-761.003-921.000<br>592-590.000-921.000<br>101-265.000-921.000<br>592-591.000-921.000<br>101-761.004-921.000<br>101-441.000-921.000<br>101-253.000-956.000<br>101-000.000-202.000<br>592-000.000-202.000 | 441.10<br>397.55<br>318.46<br>523.12<br>1,111.43<br>181.05<br>193.35<br>786.86<br>3.50 | 3,252.25<br>704.17 |
|            |         | Expected Check Run: 04/27/2026  |  | 3,956.42   | 3,956.42           |
| 03/31/2026 | AP      | SPICER GROUP<br>STORMWATER PHASE II<br>Vnd: 1383 Invoice: 245520  | Invoice: 245520 Ref#: 32587 (NPDES PERMIT COMPLIANCE - 3RD QTR (01.20))<br>101-441.000-970.056<br>101-000.000-202.000  | 1,305.34   | 1,305.34           |
|            |         | Expected Check Run: 04/27/2026  |  | 1,305.34   | 1,305.34           |
| 04/22/2026 | AP      | STAR UNIFORM<br>UNIFORMS<br>Vnd: 1358 Invoice: 55078-2  | Invoice: 55078-2 Ref#: 32552 (TWO UNIFORM PANTS FOR OFC. HUANG)<br>101-301.000-768.000<br>101-000.000-202.000  | 200.00   | 200.00             |
|            |         | Expected Check Run: 04/27/2026  |  | 200.00   | 200.00             |
| 04/22/2026 | AP      | STAR UNIFORM<br>UNIFORMS<br>Vnd: 1358 Invoice: 55087-2  | Invoice: 55087-2 Ref#: 32585 (BADGE)<br>101-301.000-768.000<br>101-000.000-202.000   | 151.00   | 151.00             |
|            |         | Expected Check Run: 04/27/2026  |  | 151.00   | 151.00             |

| Post Date                    | Journal | Description  | GL Number  | DR Amount  | CR Amount  |
|------------------------------|---------|--|--|------------|------------|
| 04/22/2026                   | AP      | STAR UNIFORM<br>UNIFORMS<br>Vnd: 1358 Invoice: 54969-2                                 | Invoice: 54969-2 Ref#: 32589 (2X DUTY UNIFORM PANTS - OFC HUANG)<br>101-301.000-768.000<br>101-000.000-202.000     | 170.00     | 170.00     |
|                              |         | Expected Check Run: 04/27/2026   |  | 170.00     | 170.00     |
| 04/22/2026                   | AP      | STATE OF MICHIGAN<br>CONTRACTUAL<br>Vnd: 2114 Invoice: 551-674995                      | Invoice: 551-674995 Ref#: 32548 (LEIN TOKEN FOR PD - 1.1.26-3.31.26)<br>101-301.000-818.000<br>101-000.000-202.000 | 33.00      | 33.00      |
|                              |         | Expected Check Run: 04/27/2026   |  | 33.00      | 33.00      |
| 04/22/2026                   | AP      | THE SAFETY COMPANY LLC<br>EQUIPMENT MAINT SUPPLIES<br>Vnd: 2270 Invoice: IN262351      | Invoice: IN262351 Ref#: 32555 (2X DIRT SHOE DEFLECTOR ASSY)<br>101-441.000-758.000<br>101-000.000-202.000          | 511.34     | 511.34     |
|                              |         | Expected Check Run: 04/27/2026   |  | 511.34     | 511.34     |
| 04/30/2026                   | AP      | VERIZON WIRELESS<br>TELEPHONE, INTERNET, CABLE<br>Vnd: 2060 Invoice: 6140719556        | Invoice: 6140719556 Ref#: 32583 (X3 AIR CARDS FOR PATROL VEHICLES)<br>101-301.000-853.000<br>101-000.000-202.000   | 90.10      | 90.10      |
|                              |         | Expected Check Run: 04/27/2026   |  | 90.10      | 90.10      |
| 04/22/2026                   | AP      | WEST MICHIGAN CRIMINAL JUSTICE<br>POLICE 302 TRAINING FUNDS<br>Vnd: 0921 Invoice: 6798 | Invoice: 6798 Ref#: 32584 (SPRING 2026 CONSORTIUM FEE)<br>701-000.000-582.008<br>701-000.000-202.000               | 541.24     | 541.24     |
|                              |         | Expected Check Run: 04/27/2026   |  | 541.24     | 541.24     |
|                              |         |  |  | 101,973.32 | 101,973.32 |
| Cash/Payable Account Totals: |         |  |  |            |            |
|                              |         | ACCOUNTS PAYABLE   | 101-000.000-202.000  |            | 29,171.70  |
|                              |         | ACCOUNTS PAYABLE   | 202-000.000-202.000  |            | 132.83     |
|                              |         | ACCOUNTS PAYABLE   | 592-000.000-202.000  |            | 72,127.55  |
|                              |         | ACCOUNTS PAYABLE   | 701-000.000-202.000  |            | 541.24     |
|                              |         |  | TOTAL INCREASE IN PAYABLE:   |            | 101,973.32 |



Rendered in Custom Gun Drop Palette



City of Buchanan  
Kathryn Park





Rendered in Custom Gun Drop Palette



### City of Buchanan Kathryn Park



Rendered in Custom Gun Drop Palette

### City of Buchanan Kathryn Park



Rendered in Custom Gun Drop Palette

City of Buchanan  
Kathryn Park



Rendered in Custom Gun Drop Palette