



FINANCE AND AUDIT COMMITTEE MEETING

550 E. Sixth Street, Beaumont, CA

Monday, January 10, 2022 - 6:00 PM

Materials related to an item on this agenda submitted to the Finance and Audit Committee after distribution of the agenda packets are available for public inspection in the City Clerk's office at 550 E. 6th Street during normal business hours.

AGENDA

MEETING PARTICIPATION NOTICE

This meeting will be conducted utilizing teleconference communications and will be recorded for live streaming as well as open to public attendance subject to social distancing and applicable health orders. All City of Beaumont public meetings will be available via live streaming and made available on the City's official YouTube webpage. Please use the following link during the meeting for live stream access.

beaumontca.gov/livestream

Public comments will be accepted using the following options.

1. Written comments will be accepted via email and will be read aloud during the corresponding item of the meeting. Public comments shall not exceed three (3) minutes unless otherwise authorized by City Council. Comments can be submitted anytime prior to the meeting as well as during the meeting up until the end of the corresponding item. Please submit your comments to: nicolew@beaumontca.gov
2. Phone-in comments will be accepted by joining a conference line prior to the corresponding item of the meeting. Public comments shall not exceed three (3) minutes unless otherwise authorized by City Council. Please use the following phone number to join the call **(951) 922 - 4845**.
3. In person comments subject to the adherence of the applicable health orders and social distancing requirements.

In compliance with the American Disabilities Act, if you require special assistance to participate in this meeting, please contact the City Clerk's office using the above email or call **(951) 572 - 3196**. Notification 48 hours prior to a meeting will ensure the best reasonable accommodation arrangements.

REGULAR SESSION

6:00 PM

CALL TO ORDER

Committee Members: Council Member Rey Santos, Council Member David Fenn, Treasurer Baron Ginnetti, Chair Thomas LeMasters, Vice Chair Steve Cooley, Member Cesar Marrufo, Member David Vanderpool, Member Christina Sanchez, Member Dennis Garcia, Alternate Member Dameon Butler, and Alternate Member Caroline Hopkins

Action of any Requests for Excused Absence

Pledge of Allegiance

Adjustments to Agenda

Conflict of Interest Disclosure

PUBLIC COMMENT PERIOD (ITEMS NOT ON THE AGENDA):

Any one person may address the Committee on any matter not on this agenda. If you wish to speak, please fill out a "Public Comment Form" provided at the back table and give it to the Committee Chair or Secretary. There is a three (3) minute limit on public comments. There will be no sharing or passing of time to another person. State Law prohibits the Committee from discussing or taking actions brought up by your comments.

ACTION ITEMS / PUBLIC HEARINGS / REQUESTS

1. Reorganization of Committee

Recommended Action:

Selection of chair and vice chair.

2. Approval of Minutes

Recommended Action:

Approve Minutes dated December 20, 2021.

3. FY2022 General Fund and Wastewater Budget to Actual through December 2021, and Second Quarter Investment Report and Certification

Recommended Action:

Receive and file the attached reports.

4. Review of Draft FY2021 Report of Internal Control Over Financial Reporting

Recommended Action:

Recommend the FY2021 Report on Internal Control Over Financial Reporting be forwarded to the City Council for consideration once in final form.

5. Pension Funding Policy and Investment Strategy for PARS 115 Trust

Recommended Action:

Discuss pension funding policy and investment strategy and provide recommendation for City Council.

SUB-COMMITTEE UPDATES

6. Assignment of Members to Sub-Committees

Internal Control Committee

Financial Training Committee

CFD Training and FAQ Committee

Reserve Policy Committee

CalPERS Liability Committee

Long-Term Financial Sustainability

Bond Accountability

FUTURE AGENDA ITEMS

MEETING REVIEW - TREASURER

FINANCE DIRECTOR'S COMMENTS

ADJOURNMENT

The next regular meeting of the Finance and Audit Committee Meeting is scheduled for Monday, February 14, 2022, at 6:00 p.m.

Beaumont City Hall – Online www.BeaumontCa.gov



Staff Report

TO: Finance and Audit Committee Members
FROM: Nicole Wheelwright, Deputy City Clerk
DATE January 10, 2022
SUBJECT: Reorganization of Committee

Background and Analysis:

Annually, the Committee has the opportunity for reorganization to appoint a chair and vice chair to the Committee. The chair has the responsibility of leading the committee meetings and the vice chair assumes that responsibility when the chair is unavailable. Staff recommends that nominations be taken for position of chair then a call for vote. If that motion does not pass, the committee will vote until a chair is selected. The same process is recommended for vice chair.

Recommended Action:

Selection of chair and vice chair.

FINANCE AND AUDIT COMMITTEE MEETING

550 E. Sixth Street, Beaumont, CA

Monday, December 20, 2021 - 6:00 PM

MINUTES

REGULAR SESSION

6:00 PM

CALL TO ORDER at 6:01 p.m.

Present: Council Member Julio Martinez (in attendance at 6:06 p.m.), Council Member David Fenn, Treasurer Baron Ginnetti, Chair Thomas LeMasters, , Member David Vanderpool, Member Christina Sanchez, and Member Dennis Garcia

Absent: Vice Chair Steve Cooley, Member Cesar Marrufo, Alternate Member Dameon Butler, and Alternate Member Caroline Hopkins

Action of any Requests for Excused Absence: **Cooley, Marrufo**

Pledge of Allegiance

Adjustments to Agenda: **None**

Conflict of Interest Disclosure: **None**

PUBLIC COMMENT PERIOD (ITEMS NOT ON THE AGENDA):

No comments.

ACTION ITEMS / PUBLIC HEARINGS / REQUESTS

1. Introduction of Member Christina Sanchez, Member Dennis Garcia, and Alternate Member Caroline Hopkins

2. Approval of Minutes

Motion by Member Vanderpool

Second by Treasurer Ginnetti

To approve Minutes dated November 8, 2021.

Approved by a 6-0 vote

Abstain: Martinez (due to connectivity issues)

Absent: Cooley, Marrufo

3. FY2022 General Fund and Wastewater Fund Budget to Actual through November 2021

**Motion by Treasurer Ginnetti
Second by Member Vanderpool**

To receive and file the attached report.

Approved by a 7-0 vote.

Absent: Cooley, Marrufo

4. Financial Training Subcommittee Presentation

Direction to the subcommittee to add website links to the slide and create a supplemental audio file to assist in explaining each slide.

5. City of Beaumont Grant Policies and Procedures

**Motion by Treasurer Ginnetti
Second by Member Fenn**

To recommend the City Council Approve the proposed City of Beaumont Grant Policies and Procedures.

Approved by a 7-0 vote.

Absent: Cooley, Marrufo

6. Review of Draft FY2021 Annual Comprehensive Financial Report

**Motion by Council Member Martinez
Second by Treasurer Ginnetti**

To recommend for City Council consideration once a final version is received.

Approved by a 7-0 vote.

Absent: Cooley, Marrufo

SUB-COMMITTEE UPDATES

Internal Control Committee - *Closed out the current tasks but discovered a conflict of interest and rectified the personnel policy through the City Manager.*

Financial Training Committee - *Will be updating the presentation with audio and will be bringing back to the committee.*

CFD Training and FAQ Committee - *No update, looking to schedule with subcommittees.*

Reserve Policy Committee - *No update.*

CalPERS Liability Committee - *No update.*

Long-Term Financial Sustainability - *No update.*

Bond Accountability - *No update, looking to schedule with subcommittee.*

FUTURE AGENDA ITEMS

Placing new members on the subcommittees.

MEETING REVIEW - TREASURER

FINANCE DIRECTOR'S COMMENTS

Working to finalize the ACFR. Started the FY23 budget meeting with staff.

ADJOURNMENT at 7:25 p.m.

The next regular meeting of the Finance and Audit Committee Meeting is scheduled for Monday, January 10, 2022, at 6:00 p.m.



Staff Report

TO: Finance and Audit Committee Members
FROM: Jennifer Ustation, Finance Director
DATE: January 10, 2022
SUBJECT: **FY2022 General Fund and Wastewater Budget to Actual through December 2021, and Second Quarter Investment Report and Certification**

Background and Analysis:

City staff has updated the analysis of the General Fund and Wastewater Fund for FY2022 with results through December 2021.

General Fund Analysis:

- Four months of sales tax has been received and is trending higher than budget;
- Increased building permit activity in comparison to prior years while other permitting activity is lower, mostly due to applying invoices directly to deposits;
- Low-rate market is continuing to keep interest earnings estimated lower than budget, however, funds have been deposited with the trustee for investment with Public Trust. Will monitor results and report quarterly;
- 13 of 26 pay periods have been reported and costs are trending lower than budget;
- Recruitment costs are trending high;
- Utilities are trending high; and
- Contractual services are trending lower than budget. The first quarter fire service invoice has been paid and was \$914,004.51.

The attached report (Attachment A) provides preliminary estimates reflecting six months into FY2022. Estimate values can change as activity is recorded. Property tax is received in January and May of each year. Four months of sales tax has been received and seems to be trending high. Building permit activity is also trending high however other permit activity will be decreased due to a change in deposit accounting. Investment income remains lower than budget but will be monitored. Personnel costs are trending to have a savings; however, recruitment is trending high. On August 3,

2021, City Council approved a budget amendment for unspent prior year appropriations and reappropriated \$214,799 for FY2022. This allows for \$741,845 of available funds for City Council to appropriate throughout the year.

Wastewater Fund Analysis:

- Two of six utility billings recorded;
- Low-rate market continuing to keep interest earnings estimated lower than budget, will monitor continuing results;
- 13 of 26 pay periods recorded and costs are trending lower than budget;
- Fuel costs are trending higher than budget;
- Utilities are trending higher than budget; and
- One of two debt service payments have been recorded.

Based on year-end projections the Wastewater Fund is trending to have approximately \$574,000 to be retained for utility reserves for FY2022. This is driven by savings in both personnel and operating costs and a slight increase of revenues.

FY2022 2nd Quarter Investment Report and Certification

Pursuant to the City's Investment Policy approved on May 18, 2021, and in accordance with Government Code Section 53646(8)(1), the Quarterly Investment Report is included in this report. City staff has added investments held with the third-party trustees to the report for compliance with the investment policy and a Pooled Cash Report to complement the quarterly reports.

The significant transactions during the quarter were as follows:

- Wire transfer from Citibank to Trustee US Bank in the amount of \$15,000,000 for investment within the portfolio managed by Public Trust Advisors.
- LAIF interest for the quarter ended September 30, 2021, was credited to the City's LAIF account in October in the amount of \$45,437.24. In comparison, the interest earned in the same quarter for the previous year was \$127,958.26 which is due to an interest rate decrease from .84% to .24%.

Recommended Action:

Receive and file the attached reports.

Attachments:

- A. General Fund Budget to Actual through December 2021
- B. Wastewater Fund Budget to Actual through December 2021
- C. Pooled Cash Investments Holding Report as of December 31, 2021
- D. Pooled Cash Report as of December 31, 2021
- E. Investment Certification for Quarter Ending December 31, 2021
- F. Wilmington Trust Security Listing as of December 31, 2021
- G. Public Trust Investment Report as of December 31, 2021



Budget Comparison Report
General Fund Budget to Actual through December 2021

Estimated Beginning Fund Balance: 17.6M

	2019-2020 YTD Activity Through Per	2020-2021 YTD Activity Through Per	2021-2022 YTD Activity Through Per	Parent Budget 2021-2022 V3	FY2022 Estimate	Notes
Category: 40 - TAXES						
400 - Real Property Taxes	1,546,664.86	1,948,016.49	1,958,435.29	6,516,588.00	6,516,588.00	
403 - Personal Property Taxes	235,787.70	210,630.22	207,936.32	277,822.00	236,232.00	
409 - Sales Taxes	1,967,724.51	2,701,167.22	3,882,578.33	6,926,638.00		
					7,992,630.00	Sales Tax higher than anticipated
420 - Other Taxes	782,188.11	924,782.06	879,471.83	8,462,873.00	8,570,667.00	
Total Category: 40 - TAXES:	4,532,365.18	5,784,595.99	6,928,421.77	22,183,921.00	23,316,117.00	
Category: 41 - LICENSES						
430 - Business Licenses	128,456.28	208,637.10	128,138.20	405,000.00	402,350.00	
Total Category: 41 - LICENSES:	128,456.28	208,637.10	128,138.20	405,000.00	402,350.00	
Category: 42 - PERMITS						
450 - Building Permits	1,216,346.50	885,555.66	1,676,864.79	2,857,250.00	3,153,727.00	
453 - Inspections	98,753.05	187,800.70	25,000.00	376,200.00	113,520.00	
456 - Other Permits	226,416.39	281,031.96	320,663.23	746,575.00	641,326.00	
515 - Public Works	-	-	2,039.98	-	2,040.00	
Total Category: 42 - PERMITS:	1,541,515.94	1,354,388.32	2,024,568.00	3,980,025.00	3,910,613.00	
Category: 43 - FRANCHISE FEES						
406 - Franchise Fees	6,747,833.31	1,222,949.47	1,694,124.31	3,111,474.00	3,033,112.00	
Total Category: 43 - FRANCHISE FEES:	6,747,833.31	1,222,949.47	1,694,124.31	3,111,474.00	3,033,112.00	
Category: 45 - INTERGOVERNMENTAL						
465 - State	-	-	-	-	-	
470 - Local	2,549.65	-	-	-	-	
Total Category: 45 - INTERGOVERNMENTAL:	2,549.65	-	-	-	-	
Category: 47 - CHARGES FOR SERVICE						
500 - Sanitation	112,614.53	19,428.94	-	-	-	
505 - Animal Control	46,142.88	52,142.31	42,460.24	111,564.00	84,920.00	
510 - Community Development	2,534.00	1,982.00	1,906.00	6,135.00	3,812.00	
515 - Public Works	3,829.00	43,520.06	-	15,500.00	5,500.00	
525 - Abatements	6,173.50	16,838.47	11,175.20	67,399.00	56,318.00	
530 - Public Safety	46,254.73	71,600.90	284,989.04	450,496.00	569,978.00	
535 - Facilities	65,680.74	44,893.68	107,947.47	131,020.00	215,894.00	
540 - Programs	53,737.00	500.00	7,216.00	18,750.00	14,432.00	
545 - Other	25,774.34	76,019.65	14,310.45	280,050.00	247,050.00	

Total Category: 47 - CHARGES FOR SERVICE: **362,740.72 326,926.01 470,004.40 1,080,914.00 1,197,904.00**

Category: 50 - FINES AND FORFEITURES

555 - Vehicle	37,997.56	28,552.95	34,212.93	76,608.00	68,424.00
557 - Other	19,532.88	6,587.60	22,323.36	52,195.00	53,575.00

Total Category: 50 - FINES AND FORFEITURES: **57,530.44 35,140.55 56,536.29 128,803.00 121,999.00**

Category: 53 - COST RECOVERY

465 - State	24,854.02	-	13,226.32	20,000.00	26,592.00
565 - Other Income	292,247.92	102,732.89	281,649.96	432,500.00	542,335.00

Total Category: 53 - COST RECOVERY: **317,101.94 102,732.89 294,876.28 452,500.00 568,927.00**

Category: 54 - MISCELLANEOUS REVENUES

560 - Investment Earnings	(134,576.89)	(54,393.94)	10,054.33	275,000.00	75,000.00
565 - Other Income	24,191.55	15,401.68	17,221.37	34,000.00	34,442.00

Total Category: 54 - MISCELLANEOUS REVENUES: **(110,385.34) (38,992.26) 27,275.70 309,000.00 109,442.00**

**Interest rates
continue to be
low**

Category: 58 - OTHER FINANCING SOURCES

595 - Sale of Assets	13,400.00	-	1,128.51	-	1,128.00
599 - Other	(33.82)	(26.99)	94.06	-	94.00

Total Category: 58 - OTHER FINANCING SOURCES: **13,366.18 (26.99) 1,222.57 - 1,222.00**

Category: 90 - TRANSFERS

900 - Transfers	1,408,140.30	5,046,491.66	2,410,134.81	7,859,575.00	7,859,575.00
-----------------	--------------	--------------	--------------	--------------	--------------

Total Category: 90 - TRANSFERS: **1,408,140.30 5,046,491.66 2,410,134.81 7,859,575.00 7,859,575.00**

**All transfers
expected to be
made**

Total Revenue **15,001,214.60 14,042,842.74 14,035,302.33 39,511,212.00 40,521,261.00**

Category: 60 - PERSONNEL SERVICES

600 - SALARIES AND WAGES	5,476,952.63	6,187,209.01	6,907,454.24	14,705,777.00	14,467,504.00
610 - BENEFITS	4,039,956.98	3,484,045.84	3,425,820.35	6,538,910.00	5,905,141.00
615 - OTHER	120,130.58	125,292.17	148,046.34	299,816.00	296,092.00
699 - OTHER	8,517.49	8,501.25	9,531.80	95,850.00	95,850.00

Total Category: 60 - PERSONNEL SERVICES: **9,645,557.68 9,805,048.27 10,490,852.73 21,640,353.00 20,764,587.00**

**13 of 26 pay
periods recorded**

Category: 65 - OPERATING COSTS

615 - OTHER	18,077.56	20,783.70	29,389.00	35,000.00	58,778.00
650 - UTILITIES	894,882.03	853,558.00	1,016,838.11	1,624,392.00	2,033,676.00
655 - ADMINISTRATIVE	202,574.96	186,780.74	194,049.61	642,892.00	579,132.00
660 - FLEET COSTS	189,890.10	194,349.33	238,571.25	415,389.00	552,571.00
665 - PROGRAM COSTS	359,860.48	463,146.19	333,522.66	750,250.00	697,044.00
670 - REPAIRS AND MAINTENANCE	150,369.48	328,426.03	367,679.80	885,627.00	835,500.00
675 - SUPPLIES	148,305.47	113,582.46	264,793.45	998,261.00	885,486.00

**Utilities running
high**

Item 3.

1st Qtr Fire Invoice Paid

680 - SPECIAL SERVICES	395,743.24	77,201.04	302,389.07	946,200.00	804,778.00
690 - CONTRACTUAL SERVICES	1,340,077.50	1,283,132.51	1,913,450.58	7,337,385.00	7,126,901.00
697 - ADMIN OVERHEAD	(375,000.00)	-	-	-	-
699 - OTHER	1,157,062.72	1,539,979.68	1,809,749.30	1,915,874.00	1,915,874.00
Total Category: 65 - OPERATING COSTS:	4,481,843.54	5,060,939.68	6,470,432.83	15,551,270.00	15,489,740.00
Category: 70 - CAPITAL IMPROVEMENTS					
700 - EQUIPMENT	25,047.51	41,115.21	141,249.30	344,751.00	344,751.00
703 - FURNITURE	6,465.81	-	-	-	-
705 - VEHICLE	180,960.09	171,957.72	268,520.11	848,626.00	848,626.00
710 - STRUCTURE	-	-	62,500.00	-	-
Total Category: 70 - CAPITAL IMPROVEMENTS:	212,473.41	213,072.93	472,269.41	1,193,377.00	1,193,377.00
Category: 77 - CONTINGENCY					
770 - CONTINGENCY	-	-	-	150,000.00	150,000.00
Total Category: 77 - CONTINGENCY:	-	-	-	150,000.00	150,000.00
Category: 90 - TRANSFERS					
900 - Transfers	5,527.53	8,226.53	-	449,166.00	449,166.00
Total Category: 90 - TRANSFERS:	5,527.53	8,226.53	-	449,166.00	449,166.00
Total Expense	14,345,402.16	15,087,287.41	17,433,554.97	38,984,166.00	38,046,870.00
Total Fund 100 - General Fund	655,812.44	(1,044,444.67)	(3,398,252.64)	527,046.00	2,474,391.00
Add Back Reappropriation of Unspent Funds				214,799.00	214,799.00
Funds Over/(Under) Budget				741,845.00	2,689,190.00
Estimated Ending Fund Balance					\$20.2m



Budget Comparison Report
 City of Beaumont, CA
 through December 2021

Estimated Beginning Fund Balance:

\$6.4m

	2019-2020 YTD Activity Through Per	2020-2021 YTD Activity Through Per	2021-2022 YTD Activity Through Per	Parent Budget 2021-2022 V3	FY2022 Estimate	Notes
Category: 42 - PERMITS						
453 - Inspections	-	-	150.00	-	150.00	
Total Category: 42 - PERMITS:	-	-	150.00	-	150.00	
Category: 50 - FINES AND FORFEITURES						
557 - Other	-	1,945.93	-	5,000.00	5,000.00	
Total Category: 50 - FINES AND FORFEITURES:	-	1,945.93	-	5,000.00	5,000.00	
Category: 53 - COST RECOVERY						
565 - Other Income	6,236.10	-	283.28	5,000.00	5,000.00	
Total Category: 53 - COST RECOVERY:	6,236.10	-	283.28	5,000.00	5,000.00	
Category: 54 - MISCELLANEOUS REVENUES						
560 - Investment Earnings	26,906.66	15,155.56	2,528.65	25,000.00	25,000.00	
Total Category: 54 - MISCELLANEOUS REVENUES:	26,906.66	15,155.56	2,528.65	25,000.00	25,000.00	
Category: 56 - PROPRIETARY REVENUES						
570 - WasteWater	3,358,563.51	3,342,710.74	3,705,206.17	12,300,500.00	12,305,162.00	2 of 6 billings recorded
Total Category: 56 - PROPRIETARY REVENUES:	3,358,563.51	3,342,710.74	3,705,206.17	12,300,500.00	12,305,162.00	
Category: 58 - OTHER FINANCING SOURCES						
599 - Other	-	-	1,260.00	-	1,260.00	
Total Category: 58 - OTHER FINANCING SOURCES:	-	-	1,260.00	-	1,260.00	
Total Revenue	3,391,706.27	3,359,812.23	3,709,428.10	12,335,500.00	12,341,572.00	
Category: 60 - PERSONNEL SERVICES						
600 - SALARIES AND WAGES	552,765.76	556,643.36	703,042.78	1,743,067.00	1,576,389.00	13 out of 26 pay periods recorded
610 - BENEFITS	195,939.56	184,079.40	259,226.47	648,237.00	497,775.59	
615 - OTHER	9,207.22	8,647.60	10,613.06	24,103.00	21,226.00	
699 - OTHER	545.37	1,387.70	1,305.29	12,300.00	12,300.00	
Total Category: 60 - PERSONNEL SERVICES:	758,457.91	750,758.06	974,187.60	2,427,707.00	2,107,690.59	
Category: 65 - OPERATING COSTS						

Item 3.

615 - OTHER	-	-	-	-	-	-	
650 - UTILITIES	420,336.18	334,364.01	409,419.51	767,796.00	818,839.00	Utilities running high	
655 - ADMINISTRATIVE	46,137.09	118,296.50	67,541.35	187,475.00	163,717.00		
660 - FLEET COSTS	13,870.48	13,763.29	22,903.02	34,820.00	45,806.00	Fuel costs running high	
670 - REPAIRS AND MAINTENANCE	38,351.75	21,473.86	50,100.66	96,200.00	100,200.00		
675 - SUPPLIES	89,123.44	176,710.71	201,911.36	553,900.00	490,122.00		
690 - CONTRACTUAL SERVICES	325,316.35	365,341.84	521,365.32	1,318,816.00	1,261,996.00		
697 - ADMIN OVERHEAD	325,000.00	-	-	-	-		
699 - OTHER	89,702.09	30,557.98	140,007.85	649,050.00	456,399.00		
Total Category: 65 - OPERATING COSTS:	1,347,837.38	1,060,508.19	1,413,249.07	3,608,057.00	3,337,079.00		

Category: 70 - CAPITAL IMPROVEMENTS

700 - EQUIPMENT	-	76,137.94	221,278.85	198,638.00	221,279.00	
705 - VEHICLE	-	-	98,347.60	215,000.00	215,000.00	
750 - OTHER	-	-	-	263,693.00	263,693.00	
Total Category: 70 - CAPITAL IMPROVEMENTS:	-	76,137.94	319,626.45	677,331.00	699,972.00	

Category: 90 - TRANSFERS

900 - Transfers	3,013,214.96	3,496,843.75	3,030,398.25	5,622,405.00	5,622,405.00	All transfers expected to be made
Total Category: 90 - TRANSFERS:	3,013,214.96	3,496,843.75	3,030,398.25	5,622,405.00	5,622,405.00	

Total Expense	5,119,510.25	5,384,247.94	5,737,461.37	12,335,500.00	11,767,146.59	
----------------------	---------------------	---------------------	---------------------	----------------------	----------------------	--

Total Fund 700 - Wastewater Fund	(1,727,803.98)	(2,024,435.71)	(2,028,033.27)	-	574,425.41	
---	-----------------------	-----------------------	-----------------------	----------	-------------------	--

Estimated Ending Fund Balance:

\$6.9m



**CITY OF BEAUMONT
 POOLED INVESTMENT PORTFOLIO HOLDINGS
 December 31, 2021**

DESCRIPTION OF SECURITY	COUPON RATE	MATURITY DATE	*INVEST RATING	PURCH DATE	COST VALUE	MARKET VALUE
<u>Deposit Accounts</u>						
Citibank Checking (Pooled Cash)	N/A	N/A	NR	N/A	28,069,033.24	28,069,033.24
Bank of Hemet - Payroll	N/A	N/A	NR	N/A	429,674.39	429,674.39
Bank of Hemet - Gas Tax	0.1	N/A	NR	N/A	2,797,138.76	2,797,138.76
Bank of Hemet - Evidence and Seizure Fund	0.1	N/A	NR	N/A	308,502.00	308,502.00
Bank of Hemet - Construction	0.1	N/A	NR	N/A	4,701,937.31	4,701,937.31
						<u>36,306,285.70</u>
<u>Certificates of Deposit</u>						
Bank of Hemet	0.75	3/27/2023	NR	3/27/2019	200,000.00	204,175.96
Local Agency Investment Fund (LAIF)	N/A	Varies	NR	Varies	74,664,036.40	74,664,036.40
Cash and Investment Held by Third Party Trustee (Wilmington Trust)						
<u>Cash & Equivalents</u>	N/A	N/A	NR	N/A	18,174,505.91	18,174,505.91
<u>Fixed Income Securities</u>	Varies	Varies	Varies	Varies	26,378,293.00	26,378,293.00
Cash and Investment Held by Third Party Trustee (US Bank)						
<u>Cash & Equivalents</u>	N/A	N/A	NR	N/A	5,448,646.28	5,448,646.28
<u>Fixed Income Securities</u>	Varies	Varies	Varies	Varies	9,551,353.72	9,532,883.91



Pooled Cash Report

For the Period Ending 12/31/2021

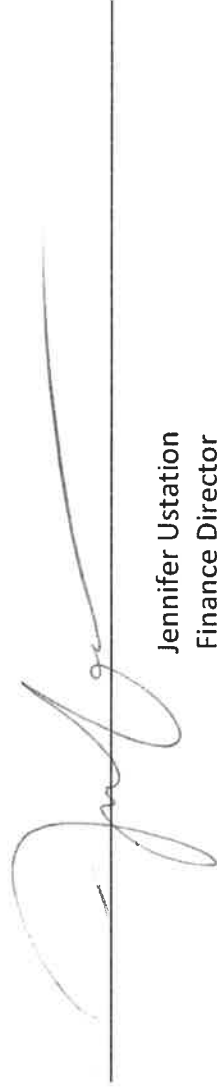
Fund (Claim on Cash)	Account Name	Beginning Balance	Current Activity	Current Balance
100	General Fund	24,923,132.77	(6,510,624.74)	18,412,508.03
110	Successor Agency (RDA)	176.86	-	176.86
120	Self Insurance	2,850,703.71	1,583.14	2,852,286.85
200	Highway Users Tax (GAS)	(1,092,527.10)	54,354.31	(368,698.40)
201	SB1	1,344,647.81	-	240,119.48
202	Measure A	2,188,730.26	649,309.22	2,838,039.48
205	Motor Vehicle Subvention (AB2766)	604,838.88	(130,300.11)	474,538.77
210	Public, Education, Govt (PEG)	17,578.10	(2,300.20)	15,277.90
215	Community Development/Grants (CDBG)	1,621,203.61	(287,090.45)	1,334,113.16
220	Citizen Option Public Safety (COPS)	344,212.65	52,345.91	396,558.56
225	Asset Seizures - State	53,684.69	48.38	53,733.07
230	Asset Seizures - Federal	-	1.04	1.04
240	Other Special Revenue Fund	251,662.35	30,435.41	282,097.76
250	Community Facilities District (CFD)-Admin	1,605,650.01	(126,652.77)	1,478,997.24
255	Community Facilities District (CFD)-Maint	562,956.76	54,415.57	617,372.33
260	Community Facilities District (CFD)-Public Safety	530,228.80	8,714.60	538,943.40
500	General Capital Projects	8,913,471.72	(3,445,450.39)	5,468,021.33
505	Equipment Replacement	213,859.86	(78,655.72)	135,204.14
510	Community Facilities District	13,674,329.23	(18,605.18)	13,655,724.05
550	Other Mitigation	13,386.87	6.18	13,393.05
552	Basic Services Mitigation	1,304,736.11	93,381.56	1,398,117.67
554	General Plan Mitigation	15,057.03	56,854.55	71,911.58
555	Recreational Facilities Mitigation	1,542,055.62	168,614.82	1,710,670.44
556	Traffic Signal Mitigation	1,776,866.76	(15,227.95)	1,761,638.81
558	Railroad Crossing Mitigation	2,464,172.48	103,702.45	2,567,874.93

559	Police Facilities Mitigation	1,219,577.30	154,369.51	1,373,946.81
560	Fire Station Mitigation	4,939,419.93	173,903.98	5,113,323.91
562	Road and Bridge Mitigation	11,602,401.73	617,086.26	12,219,487.99
564	Recycled Water Mitigation	3,310,143.88	759,008.93	4,069,152.81
566	Emergency Preparedness Mitigation	(928,736.64)	402,029.76	(526,706.88)
567	Community Park Mitigation	1,177,004.94	188,147.84	1,365,152.78
568	Regional Park Mitigation	1,940,879.42	903.33	1,941,782.75
569	Neighborhood Parks Mitigation	1,545,416.48	227,746.55	1,773,163.03
570	Pass Thru DIF Fund	6,748,659.25	(413,004.33)	6,335,654.92
600	Internal Service Fund	6,418,539.73	229,001.55	6,647,541.28
700	Wastewater	7,735,008.83	(5,113,636.49)	2,621,372.34
705	Wastewater Mitigation	8,718,656.65	1,741,843.29	10,460,499.94
710	Wastewater Capital Projects	(2,096,324.02)	2,096,324.02	-
750	Transit	1,215,145.09	127,210.69	1,342,355.78
755	Transit GASB	89,213.00	-	89,213.00
760	Transit Capital Projects	107,108.29	(597,158.66)	(490,050.37)
840	City of Beaumont CFD	18,458,673.90	(12,553,805.81)	5,904,868.09
850	Beaumont Finance Authority	-	-	-
855	Beaumont Public Improv Authority	0.01	-	0.01
860	Evidence	31,426.05	(49.42)	31,376.63
		<u>137,957,029.66</u>	<u>(21,736,273.31)</u>	<u>116,220,756.35</u>
Total Claim on Cash				
<u>Cash In Bank</u>				
	Pooled Cash	61,721,777.79	(33,652,744.55)	28,069,033.24
	LAIF	74,557,724.93	106,311.47	74,664,036.40
	Total Cash in the Bank	<u>136,279,502.72</u>	<u>(33,546,433.08)</u>	<u>102,733,069.64</u>
<u>Due to Other Funds</u>				
	999 Due to Other Funds	63,399,304.73	(21,842,584.70)	41,556,720.03
	Total Due to Other Funds	<u>63,399,304.73</u>	<u>(21,842,584.70)</u>	<u>41,556,720.03</u>
	Cash in Bank	136,279,502.72		102,733,069.64

Claim on Cash	137,957,029.66	116,220,756.35
Difference	<u>(1,677,526.94)</u>	<u>(13,487,686.71)</u>
Pooled Cash	61,721,777.79	28,069,033.24
Due to Other Funds	<u>63,399,304.73</u>	<u>41,556,720.03</u>
	<u>(1,677,526.94)</u>	<u>(13,487,686.79)</u>
Total Difference	(0.00)	0.08

City of Beaumont
Investment Report
For the Quarter Ended
December 31, 2021

I certify that this report accurately reflects all City investments, and it is in conformity with the Investment Policy as approved by the City Council on May 18, 2021 which complies with the California Government Code. A copy of this Investment policy is available in the City of Beaumont Finance Department. The investment program herein provides sufficient cash flow liquidity to meet its expenditures obligations within the cash flow needs for the next eight months of budgeted expenditures.



Jennifer Ustation
Finance Director
January 10, 2022

Security Listing							
For 630 Accounts							
As of Date 12/31/2021							
Portfolio Type/Currency(Local)	Account Short Title	Issue ID	Short Description	Original Unit Cost	Market Value	Interest Rate	
Principal Portfolio - USD	BEAUMONT FIN AUTH 1994 A & B	99Y805WV4	BEAU CFD 94A NO.1 7.99% R2 9/1/23 CUSIP: 99Y805WV4	100.0000	1.00	7.9900	
Principal Portfolio - USD	BEAUMONT FIN AUTH 1994 A & B	99Y805WW2	BEAU CFD 94A NO.2 7.99% R2 9/1/23 CUSIP: 99Y805WW2	100.0000	1.00	7.9900	
Principal Portfolio - USD	BEAUMONT FIN AUTH 1994 A & B	99Y805WX0	BEAU CFD 94A NO.4 8.35% R2 9/1/23 CUSIP: 99Y805WX0	100.0000	1.00	8.3500	
Principal Portfolio - USD	BEAUMONT FIN AUTH 1994 A & B	99Y805WY8	BEAU CFD 94A NO.5 7.99% R2 9/1/23 CUSIP: 99Y805WY8	100.0000	1.00	7.9900	
Principal Portfolio - USD	BEAUMONT FIN AUTH 1994 A & B	99Y805WZ5	BEAU CFD 94A NO.6B 7.99% R2 9/1/23 CUSIP: 99Y805WZ5	100.0000	1.00	7.9900	
Principal Portfolio - USD	BEAUMONT FIN AUTH 1994 A & B	09248U445	BLACKROCK LIQUIDITY FEDFUND ADMIN Ticker: BLFXX; CUSIP: 09248U445	1.0000	0.48	0.0251	
TOTAL Principal Portfolio - USD						5.48	
						5.48	
Principal Portfolio - USD	BEAUMONT 1994 - REVENUE FUND	09248U445	BLACKROCK LIQUIDITY FEDFUND ADMIN Ticker: BLFXX; CUSIP: 09248U445	1.0000	107,619.81	0.0251	
TOTAL Principal Portfolio - USD						107,619.81	
						107,619.81	
Principal Portfolio - USD	BEAUMONT 1994 - INTEREST ACCT	09248U445	BLACKROCK LIQUIDITY FEDFUND ADMIN Ticker: BLFXX; CUSIP: 09248U445	1.0000	8,107.80	0.0251	
TOTAL Principal Portfolio - USD						8,107.80	
						8,107.80	
Principal Portfolio - USD	BEAUMONT 1994 - RESIDUAL ACCT	09248U445	BLACKROCK LIQUIDITY FEDFUND ADMIN Ticker: BLFXX; CUSIP: 09248U445	1.0000	157,852.43	0.0251	
TOTAL Principal Portfolio - USD						157,852.43	
						157,852.43	
Principal Portfolio - USD	BEAUMONT 1994 - RESERVE FUND	99Y806TG9	BAYERISCHE LANDESBANK INVMT AGMT CUSIP: 99Y806TG9	100.0000	780,000.00	0.0000	
Principal Portfolio - USD	BEAUMONT 1994 - RESERVE FUND	09248U445	BLACKROCK LIQUIDITY FEDFUND ADMIN Ticker: BLFXX; CUSIP: 09248U445	1.0000	124,852.28	0.0251	
TOTAL Principal Portfolio - USD						904,852.28	
						904,852.28	
Principal Portfolio - USD	BEAUMONT CFD 93-1 1994 BONDS	09248U445	BLACKROCK LIQUIDITY FEDFUND ADMIN Ticker: BLFXX; CUSIP: 09248U445	1.0000	1.04	0.0251	
TOTAL Principal Portfolio - USD						1.04	
						1.04	
Principal Portfolio - USD	BEAUMONT 93-1 AREA 1 SPEC TAX FD	09248U445	BLACKROCK LIQUIDITY FEDFUND ADMIN Ticker: BLFXX; CUSIP: 09248U445	1.0000	2,306.71	0.0251	
TOTAL Principal Portfolio - USD						2,306.71	
						2,306.71	
Principal Portfolio - USD	BEAUMONT 93-1 AREA 2 SPEC TAX FD	09248U445	BLACKROCK LIQUIDITY FEDFUND ADMIN Ticker: BLFXX; CUSIP: 09248U445	1.0000	228.23	0.0251	
TOTAL Principal Portfolio - USD						228.23	
						228.23	

Security Listing						
For 630 Accounts						
As of Date 12/31/2021						
Portfolio Type/Currency(Local)	Account Short Title	Issue ID	Short Description	Original Unit Cost	Market Value	Interest Rate
					228.23	
Principal Portfolio - USD	BEAUMONT 93-1 AREA 4 SPEC TAX FD	09248U445	BLACKROCK LIQUIDITY FEDFUND ADMIN Ticker: BLFXX; CUSIP: 09248U445	1.0000	14,124.57	0.0251
TOTAL Principal Portfolio - USD					14,124.57	
					14,124.57	
Principal Portfolio - USD	BEAUMONT 93-1 AREA 5 SPEC TAX FD	09248U445	BLACKROCK LIQUIDITY FEDFUND ADMIN Ticker: BLFXX; CUSIP: 09248U445	1.0000	3,587.31	0.0251
TOTAL Principal Portfolio - USD					3,587.31	
					3,587.31	
Principal Portfolio - USD	BEAUMONT 93-1 AREA 6B SPEC TAX FD	09248U445	BLACKROCK LIQUIDITY FEDFUND ADMIN Ticker: BLFXX; CUSIP: 09248U445	1.0000	0.18	0.0251
TOTAL Principal Portfolio - USD					0.18	
					0.18	
Principal Portfolio - USD	BEAUMONT 93-1 - PRINCIPAL ACCT	09248U445	BLACKROCK LIQUIDITY FEDFUND ADMIN Ticker: BLFXX; CUSIP: 09248U445	1.0000	335.04	0.0251
TOTAL Principal Portfolio - USD					335.04	
					335.04	
Principal Portfolio - USD	BEAUMONT 93-1 - ADMIN EXPENSE	09248U445	BLACKROCK LIQUIDITY FEDFUND ADMIN Ticker: BLFXX; CUSIP: 09248U445	1.0000	0.01	0.0251
TOTAL Principal Portfolio - USD					0.01	
					0.01	
Principal Portfolio - USD	BEAUMONT 93-1 - REDEMPTION FUND	09248U445	BLACKROCK LIQUIDITY FEDFUND ADMIN Ticker: BLFXX; CUSIP: 09248U445	1.0000	2,062.06	0.0251
TOTAL Principal Portfolio - USD					2,062.06	
					2,062.06	
Principal Portfolio - USD	BEAUMONT FINC AUTH 2007A REV BDS	99Y805YL4	BEAU CFD 07A NO.11 4.50% R16 9/1/26 CUSIP: 99Y805YL4	100.0000	1.00	4.5000
Principal Portfolio - USD	BEAUMONT FINC AUTH 2007A REV BDS	99Y805YE0	BEAU CFD 07A NO.3 4.50% R16 9/1/26 CUSIP: 99Y805YE0	100.0000	1.00	4.5000
Principal Portfolio - USD	BEAUMONT FINC AUTH 2007A REV BDS	99Y805YM2	BEAU CFD 07A NO.11 4.50% R17 9/1/32 CUSIP: 99Y805YM2	100.0000	1.00	4.5000
Principal Portfolio - USD	BEAUMONT FINC AUTH 2007A REV BDS	99Y805YF7	BEAU CFD 07A NO.3 4.50% R17 9/1/32 CUSIP: 99Y805YF7	100.0000	1.00	4.5000
TOTAL Principal Portfolio - USD					4.00	
					4.00	
Principal Portfolio - USD	BEAUMONT 2007A - INTEREST ACCT	1214580	US DOLLAR CURRENCY	1.0000	76.42	0.0000
TOTAL Principal Portfolio - USD					76.42	
					76.42	
Principal Portfolio - USD	BEAUMONT 2007A - RESIDUAL ACCT	1214580	US DOLLAR CURRENCY	1.0000	283.16	0.0000

Security Listing							
For 630 Accounts							
As of Date 12/31/2021							
Portfolio Type/Currency(Local)	Account Short Title	Issue ID	Short Description	Original Unit Cost	Market Value	Interest Rate	
TOTAL Principal Portfolio - USD					283.16		
					283.16		
Principal Portfolio - USD	BEAUMONT 2007A - RESERVE ACCT	99Y806NZ3	AMBAC SURETY BOND 2007A CUSIP: 99Y806NZ3	1.0000	0.00	0.0000	
Principal Portfolio - USD	BEAUMONT 2007A - RESERVE ACCT	1214580	US DOLLAR CURRENCY	1.0000	232.75	0.0000	
TOTAL Principal Portfolio - USD					232.75		
					232.75		
Principal Portfolio - USD	BEAUMONT 2007A REDEMPTION ACCT	1214580	US DOLLAR CURRENCY	1.0000	1.14	0.0000	
TOTAL Principal Portfolio - USD					1.14		
					1.14		
Principal Portfolio - USD	BEAUMONT 93-1 AREA 3 - SPEC TAX FD	1214580	US DOLLAR CURRENCY	1.0000	11.45	0.0000	
TOTAL Principal Portfolio - USD					11.45		
					11.45		
Principal Portfolio - USD	BEAUMONT 93-1 AREA 11 - SPEC TAX FD	1214580	US DOLLAR CURRENCY	1.0000	4.22	0.0000	
TOTAL Principal Portfolio - USD					4.22		
					4.22		
Principal Portfolio - USD	BEAUMONT 93-1 07A - PRIN ACCT	1214580	US DOLLAR CURRENCY	1.0000	0.38	0.0000	
TOTAL Principal Portfolio - USD					0.38		
					0.38		
Principal Portfolio - USD	BEAUMONT FIN AUTH 07 C/D REV BONDS	99Y805ZR0	BEAU CFD 07CD N.10A 5.00% R14 9/1/22 CUSIP: 99Y805ZR0	100.0000	1.00	5.0000	
Principal Portfolio - USD	BEAUMONT FIN AUTH 07 C/D REV BONDS	99Y805ZY5	BEAU CFD 07CD N.12A 5.00% R14 9/1/22 CUSIP: 99Y805ZY5	100.0000	1.00	5.0000	
Principal Portfolio - USD	BEAUMONT FIN AUTH 07 C/D REV BONDS	99Y805ZK5	BEAU CFD 07CD NO.9 5.00% R14 9/1/22 CUSIP: 99Y805ZK5	100.0000	1.00	5.0000	
Principal Portfolio - USD	BEAUMONT FIN AUTH 07 C/D REV BONDS	99Y805ZS8	BEAU CFD 07CD N.10A 5.00% R15 9/1/26 CUSIP: 99Y805ZS8	100.0000	1.00	5.0000	
Principal Portfolio - USD	BEAUMONT FIN AUTH 07 C/D REV BONDS	99Y805ZZ2	BEAU CFD 07CD N.12A 5.00% R15 9/1/26 CUSIP: 99Y805ZZ2	100.0000	1.00	5.0000	
Principal Portfolio - USD	BEAUMONT FIN AUTH 07 C/D REV BONDS	99Y805ZL3	BEAU CFD 07CD NO.9 4.75% R15 9/1/26 CUSIP: 99Y805ZL3	100.0000	1.00	4.7500	
Principal Portfolio - USD	BEAUMONT FIN AUTH 07 C/D REV BONDS	99Y805ZT6	BEAU CFD 07CD N.10A 4.75% R16 9/1/28 CUSIP: 99Y805ZT6	100.0000	1.00	4.7500	
Principal Portfolio - USD	BEAUMONT FIN AUTH 07 C/D REV BONDS	99Y806AA2	BEAU CFD 07CD N.12A 4.75% R16 9/1/28 CUSIP: 99Y806AA2	100.0000	1.00	4.7500	
Principal Portfolio - USD	BEAUMONT FIN AUTH 07 C/D REV BONDS	99Y805ZM1	BEAU CFD 07CD NO.9 4.75% R16 9/1/28 CUSIP: 99Y805ZM1	100.0000	1.00	4.7500	
Principal Portfolio - USD	BEAUMONT FIN AUTH 07 C/D REV BONDS	99Y805ZU3	BEAU CFD 07CD N.10A 4.75% R17 9/1/33 CUSIP: 99Y805ZU3	100.0000	1.00	4.7500	
Principal Portfolio - USD	BEAUMONT FIN AUTH 07 C/D REV BONDS	99Y806AB0	BEAU CFD 07CD N.12A 4.75% R17 9/1/33 CUSIP: 99Y806AB0	100.0000	1.00	4.7500	
Principal Portfolio - USD	BEAUMONT FIN AUTH 07 C/D REV BONDS	99Y805ZN9	BEAU CFD 07CD NO.9 4.75% R17 9/1/33 CUSIP: 99Y805ZN9	100.0000	1.00	4.7500	
TOTAL Principal Portfolio - USD					12.00		

Security Listing						
For 630 Accounts						
As of Date 12/31/2021						
Portfolio Type/Currency(Local)	Account Short Title	Issue ID	Short Description	Original Unit Cost	Market Value	Interest Rate
Principal Portfolio - USD	BEAUMONT 2007C/D - INTEREST ACCT	1214580	US DOLLAR CURRENCY	1.0000	96.18	0.0000
TOTAL Principal Portfolio - USD					96.18	
Principal Portfolio - USD	BEAUMONT 2007C/D - RESIDUAL ACCT	1214580	US DOLLAR CURRENCY	1.0000	138.52	0.0000
TOTAL Principal Portfolio - USD					138.52	
Principal Portfolio - USD	BEAUMONT 2007C/D - RESERVE ACCT	99Y806NY6	AMBAC SURETY BOND 2007CD CUSIP: 99Y806NY6	1.0000	0.00	0.0000
Principal Portfolio - USD	BEAUMONT 2007C/D - RESERVE ACCT	1214580	US DOLLAR CURRENCY	1.0000	141.92	0.0000
TOTAL Principal Portfolio - USD					141.92	
Principal Portfolio - USD	BEAUMONT 93-1 AREA 9 - SPEC TAX FD	1214580	US DOLLAR CURRENCY	1.0000	1.90	0.0000
TOTAL Principal Portfolio - USD					1.90	
Principal Portfolio - USD	BEAUMONT 93-1 AREA 10A - SPEC TX FD	1214580	US DOLLAR CURRENCY	1.0000	6.27	0.0000
TOTAL Principal Portfolio - USD					6.27	
Principal Portfolio - USD	BEAUMONT 93-1 AREA 12A - SPEC TX FD	1214580	US DOLLAR CURRENCY	1.0000	4.05	0.0000
TOTAL Principal Portfolio - USD					4.05	
Principal Portfolio - USD	BEAUMONT 93-1 07C/D - INTEREST	1214580	US DOLLAR CURRENCY	1.0000	0.37	0.0000
TOTAL Principal Portfolio - USD					0.37	
Principal Portfolio - USD	BEAUMONT 93-1 07C/D - 12A PREPAYMT	1214580	US DOLLAR CURRENCY	1.0000	5.40	0.0000
TOTAL Principal Portfolio - USD					5.40	
Principal Portfolio - USD	BEAUMONT 93-1 07 8C - SPEC TAX FD	09248U445	BLACKROCK LIQUIDITY FEDFUND ADMIN Ticker: BLFXX; CUSIP: 09248U445	1.0000	1.62	0.0251
TOTAL Principal Portfolio - USD					1.62	
Principal Portfolio - USD	BEAUMONT 93-1 07 8C - PRINCIPAL ACC	09248U445	BLACKROCK LIQUIDITY FEDFUND ADMIN Ticker: BLFXX; CUSIP: 09248U445	1.0000	0.67	0.0251
TOTAL Principal Portfolio - USD					0.67	

Security Listing						
For 630 Accounts						
As of Date 12/31/2021						
Portfolio Type/Currency(Local)	Account Short Title	Issue ID	Short Description	Original Unit Cost	Market Value	Interest Rate
					0.67	
Principal Portfolio - USD	BEAUMONT 93-1 8C - DIST RESIDUAL FD	09248U445	BLACKROCK LIQUIDITY FEDFUND ADMIN Ticker: BLFXX; CUSIP: 09248U445	1.0000	2.50	0.0251
TOTAL Principal Portfolio - USD					2.50	
					2.50	
Principal Portfolio - USD	BEAUMONT 93-1 IA-8C 2017A RESERVE	09248U445	BLACKROCK LIQUIDITY FEDFUND ADMIN Ticker: BLFXX; CUSIP: 09248U445	1.0000	156,584.02	0.0251
TOTAL Principal Portfolio - USD					156,584.02	
					156,584.02	
Principal Portfolio - USD	BEAUMONT 93-1 IA 8C REDEMPTION FD	09248U809	BLACKROCK LIQUIDITY FEDFUND DL Ticker: TDDXX; CUSIP: 09248U809	1.0000	1,780.09	0.0251
TOTAL Principal Portfolio - USD					1,780.09	
					1,780.09	
Principal Portfolio - USD	BEAUMONT FIN AUTH-2011A REVENUE BDS	99Y806BF0	BEAU CFD 11A NO.17B 5.00% R08 9/1/22 CUSIP: 99Y806BF0	100.0000	1.00	5.0000
Principal Portfolio - USD	BEAUMONT FIN AUTH-2011A REVENUE BDS	99Y806BQ6	BEAU CFD 11B N.17B 5.00% R05 9/1/22 CUSIP: 99Y806BQ6	100.0000	1.00	5.0000
Principal Portfolio - USD	BEAUMONT FIN AUTH-2011A REVENUE BDS	99Y806BG8	BEAU CFD 11A NO.17B 5.00% R09 9/1/23 CUSIP: 99Y806BG8	100.0000	1.00	5.0000
Principal Portfolio - USD	BEAUMONT FIN AUTH-2011A REVENUE BDS	99Y806BR4	BEAU CFD 11B N.17B 5.00% R06 9/1/23 CUSIP: 99Y806BR4	100.0000	1.00	5.0000
Principal Portfolio - USD	BEAUMONT FIN AUTH-2011A REVENUE BDS	99Y806BH6	BEAU CFD 11A NO.17B 5.25% R10 9/1/24 CUSIP: 99Y806BH6	100.0000	1.00	5.2500
Principal Portfolio - USD	BEAUMONT FIN AUTH-2011A REVENUE BDS	99Y806BS2	BEAU CFD 11B N.17B 5.25% R07 9/1/24 CUSIP: 99Y806BS2	100.0000	1.00	5.2500
Principal Portfolio - USD	BEAUMONT FIN AUTH-2011A REVENUE BDS	99Y806BI4	BEAU CFD 11A N.17B 5.375% R11 9/1/25 CUSIP: 99Y806BI4	100.0000	1.00	5.3750
Principal Portfolio - USD	BEAUMONT FIN AUTH-2011A REVENUE BDS	99Y806BT0	BEAU CFD 11B N.17B 5.375% R08 9/1/25 CUSIP: 99Y806BT0	100.0000	1.00	5.3750
Principal Portfolio - USD	BEAUMONT FIN AUTH-2011A REVENUE BDS	99Y806BJ2	BEAU CFD 11A N.17B 5.50% R12 9/1/26 CUSIP: 99Y806BJ2	100.0000	1.00	5.5000
Principal Portfolio - USD	BEAUMONT FIN AUTH-2011A REVENUE BDS	99Y806BU7	BEAU CFD 11B N.17B 5.50% R09 9/1/26 CUSIP: 99Y806BU7	100.0000	1.00	5.5000
Principal Portfolio - USD	BEAUMONT FIN AUTH-2011A REVENUE BDS	99Y806BK9	BEAU CFD 11A N.17B 6.125% R13 9/1/31 CUSIP: 99Y806BK9	100.0000	1.00	6.1250
Principal Portfolio - USD	BEAUMONT FIN AUTH-2011A REVENUE BDS	99Y806BV5	BEAU CFD 11B N.17B 6.125% R10 9/1/31 CUSIP: 99Y806BV5	100.0000	1.00	6.1250
Principal Portfolio - USD	BEAUMONT FIN AUTH-2011A REVENUE BDS	99Y806BL7	BEAU CFD 11A N.17B 6.375% R14 9/1/39 CUSIP: 99Y806BL7	100.0000	1.00	6.3750
Principal Portfolio - USD	BEAUMONT FIN AUTH-2011A REVENUE BDS	99Y806BW3	BEAU CFD 11B N.17B 6.375% R11 9/1/42 CUSIP: 99Y806BW3	100.0000	1.00	6.3750
Principal Portfolio - USD	BEAUMONT FIN AUTH-2011A REVENUE BDS	09248U445	BLACKROCK LIQUIDITY FEDFUND ADMIN Ticker: BLFXX; CUSIP: 09248U445	1.0000	0.08	0.0251
TOTAL Principal Portfolio - USD					14.08	
					14.08	
Principal Portfolio - USD	BEAUMONT 2011A-BF INTEREST ACCOUNT	09248U445	BLACKROCK LIQUIDITY FEDFUND ADMIN Ticker: BLFXX; CUSIP: 09248U445	1.0000	0.50	0.0251
TOTAL Principal Portfolio - USD					0.50	
					0.50	

Security Listing						
For 630 Accounts						
As of Date 12/31/2021						
Portfolio Type/Currency(Local)	Account Short Title	Issue ID	Short Description	Original Unit Cost	Market Value	Interest Rate
Principal Portfolio - USD	BEAUMONT 2011A-RESERVE FUND	09248U445	BLACKROCK LIQUIDITY FEDFUND ADMIN Ticker: BLFXX; CUSIP: 09248U445	1.0000	14.02	0.0251
TOTAL Principal Portfolio - USD					14.02	
					14.02	
Principal Portfolio - USD	BEAUMONT 2011A-CASH FLOW MGMT FUND	09248U445	BLACKROCK LIQUIDITY FEDFUND ADMIN Ticker: BLFXX; CUSIP: 09248U445	1.0000	2.17	0.0251
TOTAL Principal Portfolio - USD					2.17	
					2.17	
Principal Portfolio - USD	BEAUMONT 93-1 NO.17B-SPECIAL TAX FD	09248U445	BLACKROCK LIQUIDITY FEDFUND ADMIN Ticker: BLFXX; CUSIP: 09248U445	1.0000	2.08	0.0251
TOTAL Principal Portfolio - USD					2.08	
					2.08	
Principal Portfolio - USD	BEAUMONT 93-1 NO.17B-RESIDUAL FUND	09248U445	BLACKROCK LIQUIDITY FEDFUND ADMIN Ticker: BLFXX; CUSIP: 09248U445	1.0000	58,200.42	0.0251
TOTAL Principal Portfolio - USD					58,200.42	
					58,200.42	
Principal Portfolio - USD	BEAUMONT FIN AUTH 2012A REV BDS	99Y806CC6	BEAU CFD 12A N.8C 4.375% R06 9/1/22 CUSIP: 99Y806CC6	100.0000	1.00	4.3750
Principal Portfolio - USD	BEAUMONT FIN AUTH 2012A REV BDS	99Y806CD4	BEAU CFD 12A N.8C 4.50% R07 9/1/23 CUSIP: 99Y806CD4	100.0000	1.00	4.5000
Principal Portfolio - USD	BEAUMONT FIN AUTH 2012A REV BDS	99Y806CE2	BEAU CFD 12A N.8C 4.75% R08 9/1/24 CUSIP: 99Y806CE2	100.0000	1.00	4.7500
Principal Portfolio - USD	BEAUMONT FIN AUTH 2012A REV BDS	99Y806CF9	BEAU CFD 12A N.8C 4.75% R09 9/1/25 CUSIP: 99Y806CF9	100.0000	1.00	4.7500
Principal Portfolio - USD	BEAUMONT FIN AUTH 2012A REV BDS	99Y806CG7	BEAU CFD 12A N.8C 5.00% R10 9/1/26 CUSIP: 99Y806CG7	100.0000	1.00	5.0000
Principal Portfolio - USD	BEAUMONT FIN AUTH 2012A REV BDS	99Y806CH5	BEAU CFD 12A N.8C 5.00% R11 9/1/27 CUSIP: 99Y806CH5	100.0000	1.00	5.0000
Principal Portfolio - USD	BEAUMONT FIN AUTH 2012A REV BDS	99Y806CI3	BEAU CFD 12A N.8C 5.125% R12 9/1/28 CUSIP: 99Y806CI3	100.0000	1.00	5.1250
Principal Portfolio - USD	BEAUMONT FIN AUTH 2012A REV BDS	99Y806CJ1	BEAU CFD 12A N.8C 5.25% R13 9/1/29 CUSIP: 99Y806CJ1	100.0000	1.00	5.2500
Principal Portfolio - USD	BEAUMONT FIN AUTH 2012A REV BDS	99Y806CK8	BEAU CFD 12A N.8C 5.625% R14 9/1/32 CUSIP: 99Y806CK8	100.0000	1.00	5.6250
Principal Portfolio - USD	BEAUMONT FIN AUTH 2012A REV BDS	99Y806CL6	BEAU CFD 12A N.8C 5.875% R15 9/1/42 CUSIP: 99Y806CL6	100.0000	1.00	5.8750
TOTAL Principal Portfolio - USD					10.00	
					10.00	
Principal Portfolio - USD	BEAUMONT 2012A-BF INTEREST ACC	09248U445	BLACKROCK LIQUIDITY FEDFUND ADMIN Ticker: BLFXX; CUSIP: 09248U445	1.0000	0.36	0.0251
TOTAL Principal Portfolio - USD					0.36	
					0.36	
Principal Portfolio - USD	BEAUMONT 2012A-RESERVE FD	09248U445	BLACKROCK LIQUIDITY FEDFUND ADMIN Ticker: BLFXX; CUSIP: 09248U445	1.0000	6.72	0.0251
TOTAL Principal Portfolio - USD					6.72	

Security Listing						
For 630 Accounts						
As of Date 12/31/2021						
Portfolio Type/Currency(Local)	Account Short Title	Issue ID	Short Description	Original Unit Cost	Market Value	Interest Rate
					6.72	
Principal Portfolio - USD	BEAUMONT 2012A-RESIDUAL FD	09248U445	BLACKROCK LIQUIDITY FEDFUND ADMIN Ticker: BLFXX; CUSIP: 09248U445	1.0000	0.01	0.0251
TOTAL Principal Portfolio - USD					0.01	
					0.01	
Principal Portfolio - USD	BEAUMONT 2012A-CASH FLOW MGMT FD	09248U445	BLACKROCK LIQUIDITY FEDFUND ADMIN Ticker: BLFXX; CUSIP: 09248U445	1.0000	1.74	0.0251
TOTAL Principal Portfolio - USD					1.74	
					1.74	
Principal Portfolio - USD	BEAUMONT 93-1 NO.8C-SPECIAL TAX FD	09248U445	BLACKROCK LIQUIDITY FEDFUND ADMIN Ticker: BLFXX; CUSIP: 09248U445	1.0000	6.66	0.0251
TOTAL Principal Portfolio - USD					6.66	
					6.66	
Principal Portfolio - USD	BEAUMONT 93-1 NO.8C-INTEREST ACCT	09248U445	BLACKROCK LIQUIDITY FEDFUND ADMIN Ticker: BLFXX; CUSIP: 09248U445	1.0000	1.78	0.0251
TOTAL Principal Portfolio - USD					1.78	
					1.78	
Principal Portfolio - USD	BEAUMONT 93-1 NO.8C-PRINCIPAL ACCT	09248U445	BLACKROCK LIQUIDITY FEDFUND ADMIN Ticker: BLFXX; CUSIP: 09248U445	1.0000	0.20	0.0251
TOTAL Principal Portfolio - USD					0.20	
					0.20	
Principal Portfolio - USD	BEAUMONT 93-1 NO.8C-RESIDUAL FD	09248U445	BLACKROCK LIQUIDITY FEDFUND ADMIN Ticker: BLFXX; CUSIP: 09248U445	1.0000	28,624.62	0.0251
TOTAL Principal Portfolio - USD					28,624.62	
					28,624.62	
Principal Portfolio - USD	BEAUMONT 93-1 NO.8C-RATE STABILIZAT	09248U445	BLACKROCK LIQUIDITY FEDFUND ADMIN Ticker: BLFXX; CUSIP: 09248U445	1.0000	155,407.99	0.0251
TOTAL Principal Portfolio - USD					155,407.99	
					155,407.99	
Principal Portfolio - USD	BEAUMONT 93-1 IA-8C 2018A RESERVE	09248U809	BLACKROCK LIQUIDITY FEDFUND DL Ticker: TDDXX; CUSIP: 09248U809	1.0000	1,482,760.48	0.0251
TOTAL Principal Portfolio - USD					1,482,760.48	
					1,482,760.48	
Principal Portfolio - USD	BEAUMONT 93-1 IA-8C 2018A COI	09248U809	BLACKROCK LIQUIDITY FEDFUND DL Ticker: TDDXX; CUSIP: 09248U809	1.0000	6,785.54	0.0251
TOTAL Principal Portfolio - USD					6,785.54	
					6,785.54	

Security Listing							
For 630 Accounts							
As of Date 12/31/2021							
Portfolio Type/Currency(Local)	Account Short Title	Issue ID	Short Description	Original Unit Cost	Market Value	Interest Rate	
Principal Portfolio - USD	BEAUMONT FIN AUTH 2012B REVENUE BDS	99Y806CR3	BEAU CFD 12B N.20 4.875% R08 9/1/22 CUSIP: 99Y806CR3	100.0000	1.00	4.8750	
Principal Portfolio - USD	BEAUMONT FIN AUTH 2012B REVENUE BDS	99Y806CS1	BEAU CFD 12B N.20 5.00% R09 9/1/23 CUSIP: 99Y806CS1	100.0000	1.00	5.0000	
Principal Portfolio - USD	BEAUMONT FIN AUTH 2012B REVENUE BDS	99Y806CT9	BEAU CFD 12B N.20 5.125% R10 9/1/24 CUSIP: 99Y806CT9	100.0000	1.00	5.1250	
Principal Portfolio - USD	BEAUMONT FIN AUTH 2012B REVENUE BDS	99Y806CU6	BEAU CFD 12B N.20 5.25% R11 9/1/25 CUSIP: 99Y806CU6	100.0000	1.00	5.2500	
Principal Portfolio - USD	BEAUMONT FIN AUTH 2012B REVENUE BDS	99Y806CV4	BEAU CFD 12B N.20 5.50% R12 9/1/26 CUSIP: 99Y806CV4	100.0000	1.00	5.5000	
Principal Portfolio - USD	BEAUMONT FIN AUTH 2012B REVENUE BDS	99Y806CW2	BEAU CFD 12B N.20 5.95% R13 9/1/35 CUSIP: 99Y806CW2	100.0000	1.00	5.9500	
TOTAL Principal Portfolio - USD						6.00	
						6.00	
Principal Portfolio - USD	BEAUMONT 2012B-BF INTEREST ACCT	09248U445	BLACKROCK LIQUIDITY FEDFUND ADMIN Ticker: BLFXX; CUSIP: 09248U445	1.0000	0.60	0.0251	
TOTAL Principal Portfolio - USD						0.60	
						0.60	
Principal Portfolio - USD	BEAUMONT 2012B-RESERVE FUND	09248U445	BLACKROCK LIQUIDITY FEDFUND ADMIN Ticker: BLFXX; CUSIP: 09248U445	1.0000	5.63	0.0251	
TOTAL Principal Portfolio - USD						5.63	
						5.63	
Principal Portfolio - USD	BEAUMONT 2012B-CASH FLOW MGMT FD	09248U445	BLACKROCK LIQUIDITY FEDFUND ADMIN Ticker: BLFXX; CUSIP: 09248U445	1.0000	0.97	0.0251	
TOTAL Principal Portfolio - USD						0.97	
						0.97	
Principal Portfolio - USD	BEAUMONT 93-1-SPECIAL TAX FUND	09248U445	BLACKROCK LIQUIDITY FEDFUND ADMIN Ticker: BLFXX; CUSIP: 09248U445	1.0000	0.24	0.0251	
TOTAL Principal Portfolio - USD						0.24	
						0.24	
Principal Portfolio - USD	BEAUMONT 93-1-CONSTRUCTION FD	09248U445	BLACKROCK LIQUIDITY FEDFUND ADMIN Ticker: BLFXX; CUSIP: 09248U445	1.0000	937,065.99	0.0251	
TOTAL Principal Portfolio - USD						937,065.99	
						937,065.99	
Principal Portfolio - USD	BEAUMONT 93-1 SPL MAND REDMPT A/C	09248U445	BLACKROCK LIQUIDITY FEDFUND ADMIN Ticker: BLFXX; CUSIP: 09248U445	1.0000	0.01	0.0251	
TOTAL Principal Portfolio - USD						0.01	
						0.01	
Principal Portfolio - USD	BEAUMONT FIN AUTH-2012C REVENUE BDS	99Y806DC5	BEAU CFD 12C N.7B 4.125% R10 9/1/22 CUSIP: 99Y806DC5	100.0000	1.00	4.1250	
Principal Portfolio - USD	BEAUMONT FIN AUTH-2012C REVENUE BDS	99Y806DQ4	BEAU CFD 12E N.7C 4.125% R10 9/1/22 CUSIP: 99Y806DQ4	100.0000	1.00	4.1250	
Principal Portfolio - USD	BEAUMONT FIN AUTH-2012C REVENUE BDS	99Y806EA8	BEAU CFD 12F N.7C 4.125% R10 9/1/22 CUSIP: 99Y806EA8	100.0000	1.00	4.1250	

Security Listing							
For 630 Accounts							
As of Date 12/31/2021							
Portfolio Type/Currency(Local)	Account Short Title	Issue ID	Short Description	Original Unit Cost	Market Value	Interest Rate	
Principal Portfolio - USD	BEAUMONT FIN AUTH-2012C REVENUE BDS	99Y806DD3	BEAU CFD 12C N.7B 4.00% R11 9/1/23 CUSIP: 99Y806DD3	100.0000	1.00	4.0000	
Principal Portfolio - USD	BEAUMONT FIN AUTH-2012C REVENUE BDS	99Y806DH4	BEAU CFD 12D N.7B 4.00% R01 9/1/23 CUSIP: 99Y806DH4	100.0000	1.00	4.0000	
Principal Portfolio - USD	BEAUMONT FIN AUTH-2012C REVENUE BDS	99Y806DR2	BEAU CFD 12E N.7C 4.00% R11 9/1/23 CUSIP: 99Y806DR2	100.0000	1.00	4.0000	
Principal Portfolio - USD	BEAUMONT FIN AUTH-2012C REVENUE BDS	99Y806EB6	BEAU CFD 12F N.7C 4.00% R11 9/1/23 CUSIP: 99Y806EB6	100.0000	1.00	4.0000	
Principal Portfolio - USD	BEAUMONT FIN AUTH-2012C REVENUE BDS	99Y806DE1	BEAU CFD 12C N.7B 4.125% R12 9/1/24 CUSIP: 99Y806DE1	100.0000	1.00	4.1250	
Principal Portfolio - USD	BEAUMONT FIN AUTH-2012C REVENUE BDS	99Y806DI2	BEAU CFD 12D N.7B 4.125% R02 9/1/24 CUSIP: 99Y806DI2	100.0000	1.00	4.1250	
Principal Portfolio - USD	BEAUMONT FIN AUTH-2012C REVENUE BDS	99Y806DS0	BEAU CFD 12E N.7C 4.125% R12 9/1/24 CUSIP: 99Y806DS0	100.0000	1.00	4.1250	
Principal Portfolio - USD	BEAUMONT FIN AUTH-2012C REVENUE BDS	99Y806EC4	BEAU CFD 12F N.7C 4.125% R12 9/1/24 CUSIP: 99Y806EC4	100.0000	1.00	4.1250	
Principal Portfolio - USD	BEAUMONT FIN AUTH-2012C REVENUE BDS	99Y806DF8	BEAU CFD 12C N.7B 4.25% R13 9/1/25 CUSIP: 99Y806DF8	100.0000	1.00	4.2500	
Principal Portfolio - USD	BEAUMONT FIN AUTH-2012C REVENUE BDS	99Y806DJ0	BEAU CFD 12D N.7B 4.25% R03 9/1/25 CUSIP: 99Y806DJ0	100.0000	1.00	4.2500	
Principal Portfolio - USD	BEAUMONT FIN AUTH-2012C REVENUE BDS	99Y806DT8	BEAU CFD 12E N.7C 4.25% R13 9/1/25 CUSIP: 99Y806DT8	100.0000	1.00	4.2500	
Principal Portfolio - USD	BEAUMONT FIN AUTH-2012C REVENUE BDS	99Y806ED2	BEAU CFD 12F N.7C 4.25% R13 9/1/25 CUSIP: 99Y806ED2	100.0000	1.00	4.2500	
Principal Portfolio - USD	BEAUMONT FIN AUTH-2012C REVENUE BDS	99Y806DG6	BEAU CFD 12C N.7B 5.25% R14 9/1/39 CUSIP: 99Y806DG6	100.0000	1.00	5.2500	
Principal Portfolio - USD	BEAUMONT FIN AUTH-2012C REVENUE BDS	99Y806DK7	BEAU CFD 12D N.7B 5.25% R04 9/1/39 CUSIP: 99Y806DK7	100.0000	1.00	5.2500	
Principal Portfolio - USD	BEAUMONT FIN AUTH-2012C REVENUE BDS	99Y806DU5	BEAU CFD 12E N.7C 5.25% R14 9/1/39 CUSIP: 99Y806DU5	100.0000	1.00	5.2500	
Principal Portfolio - USD	BEAUMONT FIN AUTH-2012C REVENUE BDS	99Y806EE0	BEAU CFD 12F N.7C 5.25% R14 9/1/39 CUSIP: 99Y806EE0	100.0000	1.00	5.2500	
TOTAL							
Principal Portfolio - USD					19.00		
						19.00	
Principal Portfolio - USD	BEAUMONT 2012 C BF INTEREST ACCT	09248U445	BLACKROCK LIQUIDITY FEDFUND ADMIN Ticker: BLFXX; CUSIP: 09248U445	1.0000	6.12	0.0251	
TOTAL							
Principal Portfolio - USD					6.12		
						6.12	
Principal Portfolio - USD	BEAUMONT 2012 C CASH FLOW MGMT FUND	09248U445	BLACKROCK LIQUIDITY FEDFUND ADMIN Ticker: BLFXX; CUSIP: 09248U445	1.0000	0.97	0.0251	
TOTAL							
Principal Portfolio - USD					0.97		
						0.97	
Principal Portfolio - USD	BEAUMONT 93-1 7B SPEC TAX FD	09248U445	BLACKROCK LIQUIDITY FEDFUND ADMIN Ticker: BLFXX; CUSIP: 09248U445	1.0000	0.10	0.0251	
TOTAL							
Principal Portfolio - USD					0.10		
						0.10	
Principal Portfolio - USD	BEAUMONT 93-1 7C SPECIAL TX FD	09248U445	BLACKROCK LIQUIDITY FEDFUND ADMIN Ticker: BLFXX; CUSIP: 09248U445	1.0000	0.10	0.0251	
TOTAL							
Principal Portfolio - USD					0.10		
						0.10	

Security Listing						
For 630 Accounts						
As of Date 12/31/2021						
Portfolio Type/Currency(Local)	Account Short Title	Issue ID	Short Description	Original Unit Cost	Market Value	Interest Rate
Principal Portfolio - USD	BEAUMONT 93-1 7B SER D CONST FND	09248U445	BLACKROCK LIQUIDITY FEDFUND ADMIN Ticker: BLFXX; CUSIP: 09248U445	1.0000	0.63	0.0251
TOTAL Principal Portfolio - USD					0.63	
					0.63	
Principal Portfolio - USD	BEAUMONT 93-1 7C SER F CONST FND	09248U445	BLACKROCK LIQUIDITY FEDFUND ADMIN Ticker: BLFXX; CUSIP: 09248U445	1.0000	0.93	0.0251
TOTAL Principal Portfolio - USD					0.93	
					0.93	
Principal Portfolio - USD	BEAUMONT 93-1 7BSPEC MAND RDPT AC C	09248U445	BLACKROCK LIQUIDITY FEDFUND ADMIN Ticker: BLFXX; CUSIP: 09248U445	1.0000	0.01	0.0251
TOTAL Principal Portfolio - USD					0.01	
					0.01	
Principal Portfolio - USD	BEAUMONT 93-1 IA-7B 2018A SP TX FD	09248U445	BLACKROCK LIQUIDITY FEDFUND ADMIN Ticker: BLFXX; CUSIP: 09248U445	1.0000	0.89	0.0251
TOTAL Principal Portfolio - USD					0.89	
					0.89	
Principal Portfolio - USD	BEAUMONT 93-1 IA-7B 2018A RESERVE	09248U445	BLACKROCK LIQUIDITY FEDFUND ADMIN Ticker: BLFXX; CUSIP: 09248U445	1.0000	186,001.63	0.0251
TOTAL Principal Portfolio - USD					186,001.63	
					186,001.63	
Principal Portfolio - USD	BEAUMONT 93-1 IA-7B 18A CONSTRUCTION	09248U445	BLACKROCK LIQUIDITY FEDFUND ADMIN Ticker: BLFXX; CUSIP: 09248U445	1.0000	447.95	0.0251
TOTAL Principal Portfolio - USD					447.95	
					447.95	
Principal Portfolio - USD	BEAUMONT 93-1 7BSPEC MAND RDPT AC A	09248U809	BLACKROCK LIQUIDITY FEDFUND DL Ticker: TDDXX; CUSIP: 09248U809	1.0000	4,667.92	0.0251
TOTAL Principal Portfolio - USD					4,667.92	
					4,667.92	
Principal Portfolio - USD	BEAUMONT FIN AUTH 2013A REV BDS	99Y806EK6	BEAU CFD 13A N.19C 4.25% R10 9/1/22 CUSIP: 99Y806EK6	100.0000	1.00	4.2500
Principal Portfolio - USD	BEAUMONT FIN AUTH 2013A REV BDS	99Y806EL4	BEAU CFD 13A N.19C 5.00% R11 9/1/27 CUSIP: 99Y806EL4	100.0000	1.00	5.0000
Principal Portfolio - USD	BEAUMONT FIN AUTH 2013A REV BDS	99Y806EM2	BEAU CFD 13A N.19C 5.00% R12 9/1/36 CUSIP: 99Y806EM2	100.0000	1.00	5.0000
TOTAL Principal Portfolio - USD					3.00	
					3.00	
Principal Portfolio - USD	BEAUMONT FIN AUTH BF INT ACCT	09248U445	BLACKROCK LIQUIDITY FEDFUND ADMIN Ticker: BLFXX; CUSIP: 09248U445	1.0000	0.77	0.0251
TOTAL Principal Portfolio - USD					0.77	

Security Listing						
For 630 Accounts						
As of Date 12/31/2021						
Portfolio Type/Currency(Local)	Account Short Title	Issue ID	Short Description	Original Unit Cost	Market Value	Interest Rate
					0.77	
Principal Portfolio - USD	BEAUMONT FIN AUTH RESERVE FUND	09248U445	BLACKROCK LIQUIDITY FEDFUND ADMIN Ticker: BLFXX; CUSIP: 09248U445	1.0000	11.34	0.0251
TOTAL Principal Portfolio - USD					11.34	
					11.34	
Principal Portfolio - USD	BEAUMONT FIN AUTH RESIDUAL FUND	09248U445	BLACKROCK LIQUIDITY FEDFUND ADMIN Ticker: BLFXX; CUSIP: 09248U445	1.0000	0.29	0.0251
TOTAL Principal Portfolio - USD					0.29	
					0.29	
Principal Portfolio - USD	BEAUMONT 93-1 NO. 19C SPEC TAX FUND	09248U445	BLACKROCK LIQUIDITY FEDFUND ADMIN Ticker: BLFXX; CUSIP: 09248U445	1.0000	5.13	0.0251
TOTAL Principal Portfolio - USD					5.13	
					5.13	
Principal Portfolio - USD	BEAUMONT 93-1 NO. 19C CONST FUND	09248U445	BLACKROCK LIQUIDITY FEDFUND ADMIN Ticker: BLFXX; CUSIP: 09248U445	1.0000	0.65	0.0251
TOTAL Principal Portfolio - USD					0.65	
					0.65	
Principal Portfolio - USD	BEAUMONT 93-1 IA-19C 2017A RESERVE	09248U445	BLACKROCK LIQUIDITY FEDFUND ADMIN Ticker: BLFXX; CUSIP: 09248U445	1.0000	377,186.52	0.0251
TOTAL Principal Portfolio - USD					377,186.52	
					377,186.52	
Principal Portfolio - USD	BEAUMONT 93-1 19C SP MAND RDPT 2017A	09248U809	BLACKROCK LIQUIDITY FEDFUND DL Ticker: TDDXX; CUSIP: 09248U809	1.0000	5,970.94	0.0251
TOTAL Principal Portfolio - USD					5,970.94	
					5,970.94	
Principal Portfolio - USD	BEAUMONT FIN AUTH 2013B REV BDS	99Y806ES9	BEAU CFD 13A N.17A 5.00% R10 9/1/22 CUSIP: 99Y806ES9	100.0000	1.00	5.0000
Principal Portfolio - USD	BEAUMONT FIN AUTH 2013B REV BDS	99Y806ET7	BEAU CFD 13A N.17A 5.00% R11 9/1/23 CUSIP: 99Y806ET7	100.0000	1.00	5.0000
Principal Portfolio - USD	BEAUMONT FIN AUTH 2013B REV BDS	99Y806EU4	BEAU CFD 13A N.17A 5.00% R12 9/1/28 CUSIP: 99Y806EU4	100.0000	1.00	5.0000
Principal Portfolio - USD	BEAUMONT FIN AUTH 2013B REV BDS	99Y806EV2	BEAU CFD 13A N.17A 5.00% R13 9/1/34 CUSIP: 99Y806EV2	100.0000	1.00	5.0000
TOTAL Principal Portfolio - USD					4.00	
					4.00	
Principal Portfolio - USD	BEAUMONT FIN AUTH BF INTEREST AC	09248U445	BLACKROCK LIQUIDITY FEDFUND ADMIN Ticker: BLFXX; CUSIP: 09248U445	1.0000	0.77	0.0251
TOTAL Principal Portfolio - USD					0.77	
					0.77	
Principal Portfolio - USD	BEAUMONT FIN AUTH RESERVE FUND	09248U445	BLACKROCK LIQUIDITY FEDFUND ADMIN Ticker: BLFXX; CUSIP: 09248U445	1.0000	14.83	0.0251

Security Listing						
For 630 Accounts						
As of Date 12/31/2021						
Portfolio Type/Currency(Local)	Account Short Title	Issue ID	Short Description	Original Unit Cost	Market Value	Interest Rate
TOTAL Principal Portfolio - USD					14.83	
					14.83	
Principal Portfolio - USD	BEAUMONT CFD 93-1 NO. 17A SP TAX FD	09248U445	BLACKROCK LIQUIDITY FEDFUND ADMIN Ticker: BLFXX; CUSIP: 09248U445	1.0000	0.86	0.0251
TOTAL Principal Portfolio - USD					0.86	
					0.86	
Principal Portfolio - USD	BEAUMONT PFA 2015 BONDS A IA7A1 TTE	99Y806GW8	BEAU CFD 15A N.7A1 2.75% R08 9/1/22 CUSIP: 99Y806GW8	100.0000	1.00	2.7500
Principal Portfolio - USD	BEAUMONT PFA 2015 BONDS A IA7A1 TTE	99Y806FB5	BEAU CFD 15A N.7A1 3.00% R09 9/1/23 CUSIP: 99Y806FB5	100.0000	1.00	3.0000
Principal Portfolio - USD	BEAUMONT PFA 2015 BONDS A IA7A1 TTE	99Y806FC3	BEAU CFD 15A N.7A1 3.00% R10 9/1/24 CUSIP: 99Y806FC3	100.0000	1.00	3.0000
Principal Portfolio - USD	BEAUMONT PFA 2015 BONDS A IA7A1 TTE	99Y806FD1	BEAU CFD 15A N.7A1 5.00% R11 9/1/28 CUSIP: 99Y806FD1	100.0000	1.00	5.0000
Principal Portfolio - USD	BEAUMONT PFA 2015 BONDS A IA7A1 TTE	99Y806FE9	BEAU CFD 15A N.7A1 3.75% R12 9/1/29 CUSIP: 99Y806FE9	100.0000	1.00	3.7500
Principal Portfolio - USD	BEAUMONT PFA 2015 BONDS A IA7A1 TTE	99Y806FF6	BEAU CFD 15A N.7A1 3.625% R13 9/1/30 CUSIP: 99Y806FF6	100.0000	1.00	3.6250
Principal Portfolio - USD	BEAUMONT PFA 2015 BONDS A IA7A1 TTE	99Y806GX6	BEAU CFD 15A N.7A1 4.00% R14 9/1/35 CUSIP: 99Y806GX6	100.0000	1.00	4.0000
Principal Portfolio - USD	BEAUMONT PFA 2015 BONDS A IA7A1 TTE	99Y806GY4	BEAU CFD 15A N.7A1 5.00% R15 9/1/45 CUSIP: 99Y806GY4	100.0000	1.00	5.0000
TOTAL Principal Portfolio - USD					8.00	
					8.00	
Principal Portfolio - USD	BEAUMONT PFA 2015 BONDS A IA7A1 INT	09248U445	BLACKROCK LIQUIDITY FEDFUND ADMIN Ticker: BLFXX; CUSIP: 09248U445	1.0000	0.62	0.0251
TOTAL Principal Portfolio - USD					0.62	
					0.62	
Principal Portfolio - USD	BEAUMONT PFA 2015 BONDS A IA7A1 RES	09248U445	BLACKROCK LIQUIDITY FEDFUND ADMIN Ticker: BLFXX; CUSIP: 09248U445	1.0000	674,626.87	0.0251
TOTAL Principal Portfolio - USD					674,626.87	
					674,626.87	
Principal Portfolio - USD	BEAUMONT PFA 2015 BONDS A IA7A1 RSD	09248U445	BLACKROCK LIQUIDITY FEDFUND ADMIN Ticker: BLFXX; CUSIP: 09248U445	1.0000	39.40	0.0251
TOTAL Principal Portfolio - USD					39.40	
					39.40	
Principal Portfolio - USD	BEAUMONT PFA 2015 BONDS A IA7A1 REV	09248U445	BLACKROCK LIQUIDITY FEDFUND ADMIN Ticker: BLFXX; CUSIP: 09248U445	1.0000	32,897.97	0.0251
TOTAL Principal Portfolio - USD					32,897.97	
					32,897.97	
Principal Portfolio - USD	BEAUMONT CFD 93-1 2015A IA7A1 TTE	09248U445	BLACKROCK LIQUIDITY FEDFUND ADMIN Ticker: BLFXX; CUSIP: 09248U445	1.0000	1.04	0.0251
TOTAL Principal Portfolio - USD					1.04	

Security Listing						
For 630 Accounts						
As of Date 12/31/2021						
Portfolio Type/Currency(Local)	Account Short Title	Issue ID	Short Description	Original Unit Cost	Market Value	Interest Rate
Principal Portfolio - USD	BEAUMONT CFD 93-1 2015A IA7A1 INT	09248U445	BLACKROCK LIQUIDITY FEDFUND ADMIN Ticker: BLFXX; CUSIP: 09248U445	1.0000	0.32	1.04
TOTAL Principal Portfolio - USD					0.32	
Principal Portfolio - USD	BEAUMONT CFD 93-1 2015A IA7A1 PRI	09248U445	BLACKROCK LIQUIDITY FEDFUND ADMIN Ticker: BLFXX; CUSIP: 09248U445	1.0000	1.37	0.0251
TOTAL Principal Portfolio - USD					1.37	
Principal Portfolio - USD	BEAUMONT CFD 93-1 2015A IA7A1 ADME	09248U445	BLACKROCK LIQUIDITY FEDFUND ADMIN Ticker: BLFXX; CUSIP: 09248U445	1.0000	0.02	0.0251
TOTAL Principal Portfolio - USD					0.02	
Principal Portfolio - USD	BEAUMONT CFD 93-1 2015A IA7A1 SP1	09248U445	BLACKROCK LIQUIDITY FEDFUND ADMIN Ticker: BLFXX; CUSIP: 09248U445	1.0000	2.17	0.0251
TOTAL Principal Portfolio - USD					2.17	
Principal Portfolio - USD	BEAUMONT CFD 93-1 2015A IA7A1 RSD	09248U445	BLACKROCK LIQUIDITY FEDFUND ADMIN Ticker: BLFXX; CUSIP: 09248U445	1.0000	4.42	0.0251
TOTAL Principal Portfolio - USD					4.42	
Principal Portfolio - USD	BEAUMONT CFD 93-1 2015A IA7A1 RDP	09248U445	BLACKROCK LIQUIDITY FEDFUND ADMIN Ticker: BLFXX; CUSIP: 09248U445	1.0000	1,262.68	0.0251
TOTAL Principal Portfolio - USD					1,262.68	
Principal Portfolio - USD	BEAUMONT CFD 93-1 15A IA7A1 SP MAND	1214580	US DOLLAR CURRENCY	1.0000	26,229.03	0.0000
TOTAL Principal Portfolio - USD					26,229.03	
Principal Portfolio - USD	BEAUMONT FIN AUTH 2015B IA-19A TTE	99Y806FK5	BEAU CFD 15A N.19A 2.75% R08 9/1/22 CUSIP: 99Y806FK5	100.0000	1.00	2.7500
Principal Portfolio - USD	BEAUMONT FIN AUTH 2015B IA-19A TTE	99Y806FL3	BEAU CFD 15A N.19A 5.00% R09 9/1/25 CUSIP: 99Y806FL3	100.0000	1.00	5.0000
Principal Portfolio - USD	BEAUMONT FIN AUTH 2015B IA-19A TTE	99Y806FM1	BEAU CFD 15A N.19A 3.125% R10 9/1/26 CUSIP: 99Y806FM1	100.0000	1.00	3.1250
Principal Portfolio - USD	BEAUMONT FIN AUTH 2015B IA-19A TTE	99Y806FN9	BEAU CFD 15A N.19A 3.25% R11 9/1/27 CUSIP: 99Y806FN9	100.0000	1.00	3.2500
Principal Portfolio - USD	BEAUMONT FIN AUTH 2015B IA-19A TTE	99Y806FO7	BEAU CFD 15A N.19A 3.375% R12 9/1/28 CUSIP: 99Y806FO7	100.0000	1.00	3.3750
Principal Portfolio - USD	BEAUMONT FIN AUTH 2015B IA-19A TTE	99Y806FP4	BEAU CFD 15A N.19A 3.50% R13 9/1/29 CUSIP: 99Y806FP4	100.0000	1.00	3.5000
Principal Portfolio - USD	BEAUMONT FIN AUTH 2015B IA-19A TTE	99Y806HA5	BEAU CFD 15A N.19A 5.00% R14 9/1/35 CUSIP: 99Y806HA5	100.0000	1.00	5.0000

Security Listing						
For 630 Accounts						
As of Date 12/31/2021						
Portfolio Type/Currency(Local)	Account Short Title	Issue ID	Short Description	Original Unit Cost	Market Value	Interest Rate
Principal Portfolio - USD	BEAUMONT FIN AUTH 2015B IA-19A TTE	09248U445	BLACKROCK LIQUIDITY FEDFUND ADMIN Ticker: BLFXX; CUSIP: 09248U445	1.0000	1.04	0.0251
TOTAL Principal Portfolio - USD					8.04	
					8.04	
Principal Portfolio - USD	BEAUMONT FIN AUTH 2015B IA-19A INT	09248U445	BLACKROCK LIQUIDITY FEDFUND ADMIN Ticker: BLFXX; CUSIP: 09248U445	1.0000	67,213.71	0.0251
TOTAL Principal Portfolio - USD					67,213.71	
					67,213.71	
Principal Portfolio - USD	BEAUMONT FIN AUTH 2015B IA-19A PRI	09248U445	BLACKROCK LIQUIDITY FEDFUND ADMIN Ticker: BLFXX; CUSIP: 09248U445	1.0000	37.70	0.0251
TOTAL Principal Portfolio - USD					37.70	
					37.70	
Principal Portfolio - USD	BEAUMONT FIN AUTH 2015B IA-19A RDP	09248U445	BLACKROCK LIQUIDITY FEDFUND ADMIN Ticker: BLFXX; CUSIP: 09248U445	1.0000	265.04	0.0251
TOTAL Principal Portfolio - USD					265.04	
					265.04	
Principal Portfolio - USD	BEAUMONT FIN AUTH 2015B IA-19A RES	09248U445	BLACKROCK LIQUIDITY FEDFUND ADMIN Ticker: BLFXX; CUSIP: 09248U445	1.0000	1,501,474.06	0.0251
TOTAL Principal Portfolio - USD					1,501,474.06	
					1,501,474.06	
Principal Portfolio - USD	BEAUMONT FIN AUTH 2015B IA-19A RSD	09248U445	BLACKROCK LIQUIDITY FEDFUND ADMIN Ticker: BLFXX; CUSIP: 09248U445	1.0000	4,948.08	0.0251
TOTAL Principal Portfolio - USD					4,948.08	
					4,948.08	
Principal Portfolio - USD	BEAUMONT FIN AUTH 2015B IA-19A EXP	09248U445	BLACKROCK LIQUIDITY FEDFUND ADMIN Ticker: BLFXX; CUSIP: 09248U445	1.0000	22,413.90	0.0251
TOTAL Principal Portfolio - USD					22,413.90	
					22,413.90	
Principal Portfolio - USD	BEAUMONT CFD 93-1 2015A IA-19A TTE	09248U445	BLACKROCK LIQUIDITY FEDFUND ADMIN Ticker: BLFXX; CUSIP: 09248U445	1.0000	1.04	0.0251
TOTAL Principal Portfolio - USD					1.04	
					1.04	
Principal Portfolio - USD	BEAUMONT CFD 93-1 2015A IA-19A INT	09248U445	BLACKROCK LIQUIDITY FEDFUND ADMIN Ticker: BLFXX; CUSIP: 09248U445	1.0000	0.48	0.0251
TOTAL Principal Portfolio - USD					0.48	
					0.48	
Principal Portfolio - USD	BEAUMONT CFD 93-1 2015A IA-19A PRI	09248U445	BLACKROCK LIQUIDITY FEDFUND ADMIN Ticker: BLFXX; CUSIP: 09248U445	1.0000	1.10	0.0251

Security Listing						
For 630 Accounts						
As of Date 12/31/2021						
Portfolio Type/Currency(Local)	Account Short Title	Issue ID	Short Description	Original Unit Cost	Market Value	Interest Rate
TOTAL Principal Portfolio - USD					1.10	
					1.10	
Principal Portfolio - USD	BEAUMONT CFD 93-1 2015A IA-19A ADME	09248U445	BLACKROCK LIQUIDITY FEDFUND ADMIN Ticker: BLFXX; CUSIP: 09248U445	1.0000	0.03	0.0251
TOTAL Principal Portfolio - USD					0.03	
					0.03	
Principal Portfolio - USD	BEAUMONT CFD 93-1 2015A IA-19A COI	09248U445	BLACKROCK LIQUIDITY FEDFUND ADMIN Ticker: BLFXX; CUSIP: 09248U445	1.0000	2,876.35	0.0251
TOTAL Principal Portfolio - USD					2,876.35	
					2,876.35	
Principal Portfolio - USD	BEAUMONT CFD 93-1 2015A IA-19A SP1	09248U445	BLACKROCK LIQUIDITY FEDFUND ADMIN Ticker: BLFXX; CUSIP: 09248U445	1.0000	5.53	0.0251
TOTAL Principal Portfolio - USD					5.53	
					5.53	
Principal Portfolio - USD	BEAUMONT CFD 93-1 2015A IA-19A RDP	09248U445	BLACKROCK LIQUIDITY FEDFUND ADMIN Ticker: BLFXX; CUSIP: 09248U445	1.0000	1,577.03	0.0251
TOTAL Principal Portfolio - USD					1,577.03	
					1,577.03	
Principal Portfolio - USD	BEAUMONT FIN AUTH 2015C IA-18 TTE	99Y806FV1	BEAU CFD 15A N.18 3.00% R08 9/1/22 CUSIP: 99Y806FV1	100.0000	1.00	3.0000
Principal Portfolio - USD	BEAUMONT FIN AUTH 2015C IA-18 TTE	99Y806FW9	BEAU CFD 15A N.18 3.00% R09 9/1/23 CUSIP: 99Y806FW9	100.0000	1.00	3.0000
Principal Portfolio - USD	BEAUMONT FIN AUTH 2015C IA-18 TTE	99Y806FX7	BEAU CFD 15A N.18 3.25% R10 9/1/24 CUSIP: 99Y806FX7	100.0000	1.00	3.2500
Principal Portfolio - USD	BEAUMONT FIN AUTH 2015C IA-18 TTE	99Y806FY5	BEAU CFD 15A N.18 3.375% R11 9/1/25 CUSIP: 99Y806FY5	100.0000	1.00	3.3750
Principal Portfolio - USD	BEAUMONT FIN AUTH 2015C IA-18 TTE	99Y806FZ2	BEAU CFD 15A N.18 3.50% R12 9/1/26 CUSIP: 99Y806FZ2	100.0000	1.00	3.5000
Principal Portfolio - USD	BEAUMONT FIN AUTH 2015C IA-18 TTE	99Y806GA6	BEAU CFD 15A N.18 3.625% R13 9/1/27 CUSIP: 99Y806GA6	100.0000	1.00	3.6250
Principal Portfolio - USD	BEAUMONT FIN AUTH 2015C IA-18 TTE	99Y806GB4	BEAU CFD 15A N.18 3.75% R14 9/1/28 CUSIP: 99Y806GB4	100.0000	1.00	3.7500
Principal Portfolio - USD	BEAUMONT FIN AUTH 2015C IA-18 TTE	99Y806GC2	BEAU CFD 15A N.18 3.875% R15 9/1/29 CUSIP: 99Y806GC2	100.0000	1.00	3.8750
Principal Portfolio - USD	BEAUMONT FIN AUTH 2015C IA-18 TTE	99Y806GD0	BEAU CFD 15A N.18 4.00% R16 9/1/30 CUSIP: 99Y806GD0	100.0000	1.00	4.0000
Principal Portfolio - USD	BEAUMONT FIN AUTH 2015C IA-18 TTE	99Y806GE8	BEAU CFD 15A N.18 4.125% R17 9/1/34 CUSIP: 99Y806GE8	100.0000	1.00	4.1250
Principal Portfolio - USD	BEAUMONT FIN AUTH 2015C IA-18 TTE	09248U445	BLACKROCK LIQUIDITY FEDFUND ADMIN Ticker: BLFXX; CUSIP: 09248U445	1.0000	1.04	0.0251
TOTAL Principal Portfolio - USD					11.04	
					11.04	
Principal Portfolio - USD	BEAUMONT FIN AUTH 2015C IA-18 INT	09248U445	BLACKROCK LIQUIDITY FEDFUND ADMIN Ticker: BLFXX; CUSIP: 09248U445	1.0000	16,781.10	0.0251
TOTAL Principal Portfolio - USD					16,781.10	

Security Listing						
For 630 Accounts						
As of Date 12/31/2021						
Portfolio Type/Currency(Local)	Account Short Title	Issue ID	Short Description	Original Unit Cost	Market Value	Interest Rate
					16,781.10	
Principal Portfolio - USD	BEAUMONT FIN AUTH 2015C IA-18 RES	09248U445	BLACKROCK LIQUIDITY FEDFUND ADMIN Ticker: BLFXX; CUSIP: 09248U445	1.0000	384,874.28	0.0251
TOTAL Principal Portfolio - USD					384,874.28	
					384,874.28	
Principal Portfolio - USD	BEAUMONT FIN AUTH 2015C IA-18 RSD	09248U445	BLACKROCK LIQUIDITY FEDFUND ADMIN Ticker: BLFXX; CUSIP: 09248U445	1.0000	1,257.99	0.0251
TOTAL Principal Portfolio - USD					1,257.99	
					1,257.99	
Principal Portfolio - USD	BEAUMONT CFD 93-1 2015A IA18 TTE	09248U445	BLACKROCK LIQUIDITY FEDFUND ADMIN Ticker: BLFXX; CUSIP: 09248U445	1.0000	1.04	0.0251
TOTAL Principal Portfolio - USD					1.04	
					1.04	
Principal Portfolio - USD	BEAUMONT CFD 93-1 2015A IA18 INT	09248U445	BLACKROCK LIQUIDITY FEDFUND ADMIN Ticker: BLFXX; CUSIP: 09248U445	1.0000	0.10	0.0251
TOTAL Principal Portfolio - USD					0.10	
					0.10	
Principal Portfolio - USD	BEAUMONT CFD 93-1 2015A IA18 PRI	09248U445	BLACKROCK LIQUIDITY FEDFUND ADMIN Ticker: BLFXX; CUSIP: 09248U445	1.0000	0.32	0.0251
TOTAL Principal Portfolio - USD					0.32	
					0.32	
Principal Portfolio - USD	BEAUMONT CFD 93-1 2015A IA18 CON	09248U445	BLACKROCK LIQUIDITY FEDFUND ADMIN Ticker: BLFXX; CUSIP: 09248U445	1.0000	868,488.31	0.0251
TOTAL Principal Portfolio - USD					868,488.31	
					868,488.31	
Principal Portfolio - USD	BEAUMONT CFD 93-1 2015A IA18 SP1	09248U445	BLACKROCK LIQUIDITY FEDFUND ADMIN Ticker: BLFXX; CUSIP: 09248U445	1.0000	1.47	0.0251
TOTAL Principal Portfolio - USD					1.47	
					1.47	
Principal Portfolio - USD	BEAUMONT FIN AUTH 2015D IA16 TTE	99Y806GJ7	BEAU CFD 15A N.16 2.875% R08 9/1/22 CUSIP: 99Y806GJ7	100.0000	1.00	2.8750
Principal Portfolio - USD	BEAUMONT FIN AUTH 2015D IA16 TTE	99Y806GK4	BEAU CFD 15A N.16 3.00% R09 9/1/23 CUSIP: 99Y806GK4	100.0000	1.00	3.0000
Principal Portfolio - USD	BEAUMONT FIN AUTH 2015D IA16 TTE	99Y806GL2	BEAU CFD 15A N.16 3.125% R10 9/1/24 CUSIP: 99Y806GL2	100.0000	1.00	3.1250
Principal Portfolio - USD	BEAUMONT FIN AUTH 2015D IA16 TTE	99Y806GM0	BEAU CFD 15A N.16 3.375% R11 9/1/25 CUSIP: 99Y806GM0	100.0000	1.00	3.3750
Principal Portfolio - USD	BEAUMONT FIN AUTH 2015D IA16 TTE	99Y806GN8	BEAU CFD 15A N.16 3.50% R12 9/1/26 CUSIP: 99Y806GN8	100.0000	1.00	3.5000
Principal Portfolio - USD	BEAUMONT FIN AUTH 2015D IA16 TTE	99Y806GO6	BEAU CFD 15A N.16 3.625% R13 9/1/27 CUSIP: 99Y806GO6	100.0000	1.00	3.6250
Principal Portfolio - USD	BEAUMONT FIN AUTH 2015D IA16 TTE	99Y806GP3	BEAU CFD 15A N.16 3.75% R14 9/1/28 CUSIP: 99Y806GP3	100.0000	1.00	3.7500

Security Listing						
For 630 Accounts						
As of Date 12/31/2021						
Portfolio Type/Currency(Local)	Account Short Title	Issue ID	Short Description	Original Unit Cost	Market Value	Interest Rate
Principal Portfolio - USD	BEAUMONT FIN AUTH 2015D IA16 TTE	99Y806GQ1	BEAU CFD 15A N.16 3.875% R15 9/1/29 CUSIP: 99Y806GQ1	100.0000	1.00	3.8750
Principal Portfolio - USD	BEAUMONT FIN AUTH 2015D IA16 TTE	99Y806GR9	BEAU CFD 15A N.16 4.00% R16 9/1/30 CUSIP: 99Y806GR9	100.0000	1.00	4.0000
Principal Portfolio - USD	BEAUMONT FIN AUTH 2015D IA16 TTE	99Y806GS7	BEAU CFD 15A N.16 4.25% R17 9/1/34 CUSIP: 99Y806GS7	100.0000	1.00	4.2500
Principal Portfolio - USD	BEAUMONT FIN AUTH 2015D IA16 TTE	09248U445	BLACKROCK LIQUIDITY FEDFUND ADMIN Ticker: BLFXX; CUSIP: 09248U445	1.0000	1.04	0.0251
TOTAL						
Principal Portfolio - USD					11.04	
					11.04	
Principal Portfolio - USD	BEAUMONT FIN AUTH 2015D IA16 INT	09248U445	BLACKROCK LIQUIDITY FEDFUND ADMIN Ticker: BLFXX; CUSIP: 09248U445	1.0000	25,039.31	0.0251
TOTAL						
Principal Portfolio - USD					25,039.31	
					25,039.31	
Principal Portfolio - USD	BEAUMONT FIN AUTH 2015D IA16 RES	09248U445	BLACKROCK LIQUIDITY FEDFUND ADMIN Ticker: BLFXX; CUSIP: 09248U445	1.0000	569,716.66	0.0251
TOTAL						
Principal Portfolio - USD					569,716.66	
					569,716.66	
Principal Portfolio - USD	BEAUMONT FIN AUTH 2015D IA16 RSD	09248U445	BLACKROCK LIQUIDITY FEDFUND ADMIN Ticker: BLFXX; CUSIP: 09248U445	1.0000	1,854.09	0.0251
TOTAL						
Principal Portfolio - USD					1,854.09	
					1,854.09	
Principal Portfolio - USD	BEAUMONT CFD93-1 2015A IA16 TTE	09248U445	BLACKROCK LIQUIDITY FEDFUND ADMIN Ticker: BLFXX; CUSIP: 09248U445	1.0000	1.04	0.0251
TOTAL						
Principal Portfolio - USD					1.04	
					1.04	
Principal Portfolio - USD	BEAUMONT CFD93-1 2015A IA16 INT	09248U445	BLACKROCK LIQUIDITY FEDFUND ADMIN Ticker: BLFXX; CUSIP: 09248U445	1.0000	0.16	0.0251
TOTAL						
Principal Portfolio - USD					0.16	
					0.16	
Principal Portfolio - USD	BEAUMONT CFD93-1 2015A IA16 PRI	09248U445	BLACKROCK LIQUIDITY FEDFUND ADMIN Ticker: BLFXX; CUSIP: 09248U445	1.0000	2.01	0.0251
TOTAL						
Principal Portfolio - USD					2.01	
					2.01	
Principal Portfolio - USD	BEAUMONT CFD93-1 2015A IA16 ADME	09248U445	BLACKROCK LIQUIDITY FEDFUND ADMIN Ticker: BLFXX; CUSIP: 09248U445	1.0000	52,319.67	0.0251
TOTAL						
Principal Portfolio - USD					52,319.67	
					52,319.67	
Principal Portfolio - USD	BEAUMONT CFD93-1 2015A IA16 CON	09248U445	BLACKROCK LIQUIDITY FEDFUND ADMIN Ticker: BLFXX; CUSIP: 09248U445	1.0000	1,846,178.21	0.0251
TOTAL						
Principal Portfolio - USD					1,846,178.21	
					1,846,178.21	

Security Listing						
For 630 Accounts						
As of Date 12/31/2021						
Portfolio Type/Currency(Local)	Account Short Title	Issue ID	Short Description	Original Unit Cost	Market Value	Interest Rate
					1,846,178.21	
Principal Portfolio - USD	BEAUMONT CFD93-1 2015A IA16 SP1	09248U445	BLACKROCK LIQUIDITY FEDFUND ADMIN Ticker: BLFXX; CUSIP: 09248U445	1.0000	2.16	0.0251
TOTAL Principal Portfolio - USD					2.16	
					2.16	
Principal Portfolio - USD	CITY OF BEAUMONT DEP AGMT IA7A1 AGY	09248U445	BLACKROCK LIQUIDITY FEDFUND ADMIN Ticker: BLFXX; CUSIP: 09248U445	1.0000	1.82	0.0251
TOTAL Principal Portfolio - USD					1.82	
					1.82	
Principal Portfolio - USD	CITY OF BEAUMONT DEP AGMT IA7A1 DEP	09248U445	BLACKROCK LIQUIDITY FEDFUND ADMIN Ticker: BLFXX; CUSIP: 09248U445	1.0000	12.56	0.0251
TOTAL Principal Portfolio - USD					12.56	
					12.56	
Principal Portfolio - USD	CITY OF BEAUMONT DEP AGMT IA19A AGY	09248U445	BLACKROCK LIQUIDITY FEDFUND ADMIN Ticker: BLFXX; CUSIP: 09248U445	1.0000	1.82	0.0251
TOTAL Principal Portfolio - USD					1.82	
					1.82	
Principal Portfolio - USD	CITY OF BEAUMONT DEP AGMT IA19A DEP	09248U445	BLACKROCK LIQUIDITY FEDFUND ADMIN Ticker: BLFXX; CUSIP: 09248U445	1.0000	20.74	0.0251
TOTAL Principal Portfolio - USD					20.74	
					20.74	
Principal Portfolio - USD	CITY OF BEAUMONT DEP AGMT IA18 AGY	09248U445	BLACKROCK LIQUIDITY FEDFUND ADMIN Ticker: BLFXX; CUSIP: 09248U445	1.0000	1.82	0.0251
TOTAL Principal Portfolio - USD					1.82	
					1.82	
Principal Portfolio - USD	CITY OF BEAUMONT DEP AGMT IA18 DEP	09248U445	BLACKROCK LIQUIDITY FEDFUND ADMIN Ticker: BLFXX; CUSIP: 09248U445	1.0000	4.64	0.0251
TOTAL Principal Portfolio - USD					4.64	
					4.64	
Principal Portfolio - USD	CITY OF BEAUMONT DEP AGMT IA16 AGY	09248U445	BLACKROCK LIQUIDITY FEDFUND ADMIN Ticker: BLFXX; CUSIP: 09248U445	1.0000	1.82	0.0251
TOTAL Principal Portfolio - USD					1.82	
					1.82	
Principal Portfolio - USD	CITY OF BEAUMONT DEP AGMT IA16 DEP	09248U445	BLACKROCK LIQUIDITY FEDFUND ADMIN Ticker: BLFXX; CUSIP: 09248U445	1.0000	6.85	0.0251
TOTAL Principal Portfolio - USD					6.85	
					6.85	

Security Listing						
For 630 Accounts						
As of Date 12/31/2021						
Portfolio Type/Currency(Local)	Account Short Title	Issue ID	Short Description	Original Unit Cost	Market Value	Interest Rate
Principal Portfolio - USD	BEAUMONT 93-1 IA-14B 2017A SPEC TAX	09248U809	BLACKROCK LIQUIDITY FEDFUND DL Ticker: TDDXX; CUSIP: 09248U809	1.0000	1.26	0.0251
TOTAL Principal Portfolio - USD					1.26	
					1.26	
Principal Portfolio - USD	BEAUMONT 93-1 IA-14B 2017A RESERVE	09248U445	BLACKROCK LIQUIDITY FEDFUND ADMIN Ticker: BLFXX; CUSIP: 09248U445	1.0000	378,551.71	0.0251
TOTAL Principal Portfolio - USD					378,551.71	
					378,551.71	
Principal Portfolio - USD	BEAUMONT 93-1 IA-8D 2017A SPEC TAX	09248U809	BLACKROCK LIQUIDITY FEDFUND DL Ticker: TDDXX; CUSIP: 09248U809	1.0000	1.42	0.0251
TOTAL Principal Portfolio - USD					1.42	
					1.42	
Principal Portfolio - USD	BEAUMONT 93-1 IA-8D 2017A RESERVE	09248U445	BLACKROCK LIQUIDITY FEDFUND ADMIN Ticker: BLFXX; CUSIP: 09248U445	1.0000	13,101.10	0.0251
TOTAL Principal Portfolio - USD					13,101.10	
					13,101.10	
Principal Portfolio - USD	BEAUMONT 93-1 IA-8D 2017A COI	09248U445	BLACKROCK LIQUIDITY FEDFUND ADMIN Ticker: BLFXX; CUSIP: 09248U445	1.0000	6,904.03	0.0251
TOTAL Principal Portfolio - USD					6,904.03	
					6,904.03	
Principal Portfolio - USD	BEAUMONT 93-1 IA-8D 2018A RESERVE	09248U809	BLACKROCK LIQUIDITY FEDFUND DL Ticker: TDDXX; CUSIP: 09248U809	1.0000	659,179.37	0.0251
TOTAL Principal Portfolio - USD					659,179.37	
					659,179.37	
Principal Portfolio - USD	BEAUMONT 93-1 IA-8D 2018A COI	09248U809	BLACKROCK LIQUIDITY FEDFUND DL Ticker: TDDXX; CUSIP: 09248U809	1.0000	6,781.18	0.0251
TOTAL Principal Portfolio - USD					6,781.18	
					6,781.18	
Principal Portfolio - USD	BEAUMONT 93-1 IA-8A 2017A SPEC TAX	09248U809	BLACKROCK LIQUIDITY FEDFUND DL Ticker: TDDXX; CUSIP: 09248U809	1.0000	2.34	0.0251
TOTAL Principal Portfolio - USD					2.34	
					2.34	
Principal Portfolio - USD	BEAUMONT 93-1 IA-8A 2017A RESERVE	09248U445	BLACKROCK LIQUIDITY FEDFUND ADMIN Ticker: BLFXX; CUSIP: 09248U445	1.0000	121,521.26	0.0251
TOTAL Principal Portfolio - USD					121,521.26	
					121,521.26	
Principal Portfolio - USD	BEAUMONT 93-1 IA-8A 2017A COI	09248U445	BLACKROCK LIQUIDITY FEDFUND ADMIN Ticker: BLFXX; CUSIP: 09248U445	1.0000	5,477.46	0.0251

Security Listing						
For 630 Accounts						
As of Date 12/31/2021						
Portfolio Type/Currency(Local)	Account Short Title	Issue ID	Short Description	Original Unit Cost	Market Value	Interest Rate
TOTAL Principal Portfolio - USD					5,477.46	
					5,477.46	
Principal Portfolio - USD	BEAUMONT 93-1 IA-6A1 2017A SPEC TAX	09248U809	BLACKROCK LIQUIDITY FEDFUND DL Ticker: TDDXX; CUSIP: 09248U809	1.0000	11.34	0.0251
TOTAL Principal Portfolio - USD					11.34	
					11.34	
Principal Portfolio - USD	BEAUMONT 93-1 IA-6A1 2017A RESERVE	09248U445	BLACKROCK LIQUIDITY FEDFUND ADMIN Ticker: BLFXX; CUSIP: 09248U445	1.0000	818,966.32	0.0251
TOTAL Principal Portfolio - USD					818,966.32	
					818,966.32	
Principal Portfolio - USD	BEAUMONT 93-1 IA-6A1 2017A COI	09248U445	BLACKROCK LIQUIDITY FEDFUND ADMIN Ticker: BLFXX; CUSIP: 09248U445	1.0000	1,887.31	0.0251
TOTAL Principal Portfolio - USD					1,887.31	
					1,887.31	
Principal Portfolio - USD	BEAUMONT 93-1 IA-8 2017A SPEC TAX	09248U809	BLACKROCK LIQUIDITY FEDFUND DL Ticker: TDDXX; CUSIP: 09248U809	1.0000	3.24	0.0251
TOTAL Principal Portfolio - USD					3.24	
					3.24	
Principal Portfolio - USD	BEAUMONT 93-1 IA-8 2017A RESERVE	09248U445	BLACKROCK LIQUIDITY FEDFUND ADMIN Ticker: BLFXX; CUSIP: 09248U445	1.0000	159,910.67	0.0251
TOTAL Principal Portfolio - USD					159,910.67	
					159,910.67	
Principal Portfolio - USD	BEAUMONT 93-1 IA-8 2017A COI	09248U445	BLACKROCK LIQUIDITY FEDFUND ADMIN Ticker: BLFXX; CUSIP: 09248U445	1.0000	10,289.04	0.0251
TOTAL Principal Portfolio - USD					10,289.04	
					10,289.04	
Principal Portfolio - USD	BEAUMONT 93-1 IA-8B 2017A SPEC TAX	09248U809	BLACKROCK LIQUIDITY FEDFUND DL Ticker: TDDXX; CUSIP: 09248U809	1.0000	1.98	0.0251
TOTAL Principal Portfolio - USD					1.98	
					1.98	
Principal Portfolio - USD	BEAUMONT 93-1 IA-8B 2017A RESERVE	09248U445	BLACKROCK LIQUIDITY FEDFUND ADMIN Ticker: BLFXX; CUSIP: 09248U445	1.0000	105,967.72	0.0251
TOTAL Principal Portfolio - USD					105,967.72	
					105,967.72	
Principal Portfolio - USD	BEAUMONT 93-1 IA-8B 2017A COI	1214580	US DOLLAR CURRENCY	1.0000	1.45	0.0000
TOTAL Principal Portfolio - USD					1.45	

Security Listing						
For 630 Accounts						
As of Date 12/31/2021						
Portfolio Type/Currency(Local)	Account Short Title	Issue ID	Short Description	Original Unit Cost	Market Value	Interest Rate
					1.45	
Principal Portfolio - USD	BEAUMONT 93-1 IA-14 2017A SPEC TAX	09248U809	BLACKROCK LIQUIDITY FEDFUND DL Ticker: TDDXX; CUSIP: 09248U809	1.0000	3.15	0.0251
TOTAL Principal Portfolio - USD					3.15	
					3.15	
Principal Portfolio - USD	BEAUMONT 93-1 IA-14 2017A REDEMPT	09248U809	BLACKROCK LIQUIDITY FEDFUND DL Ticker: TDDXX; CUSIP: 09248U809	1.0000	3,566.20	0.0251
TOTAL Principal Portfolio - USD					3,566.20	
					3,566.20	
Principal Portfolio - USD	BEAUMONT 93-1 IA-14 2017A RESERVE	09248U445	BLACKROCK LIQUIDITY FEDFUND ADMIN Ticker: BLFXX; CUSIP: 09248U445	1.0000	152,135.97	0.0251
TOTAL Principal Portfolio - USD					152,135.97	
					152,135.97	
Principal Portfolio - USD	BEAUMONT 93-1 IA-14 2017A COI	09248U445	BLACKROCK LIQUIDITY FEDFUND ADMIN Ticker: BLFXX; CUSIP: 09248U445	1.0000	7,981.96	0.0251
TOTAL Principal Portfolio - USD					7,981.96	
					7,981.96	
Principal Portfolio - USD	BEAUMONT 93-1 IA-14 SPEC MAND RDPT	1214580	US DOLLAR CURRENCY	1.0000	1,470.90	0.0000
TOTAL Principal Portfolio - USD					1,470.90	
					1,470.90	
Principal Portfolio - USD	BEAUMONT 93-1 IA-14A 2017A SPEC TAX	09248U809	BLACKROCK LIQUIDITY FEDFUND DL Ticker: TDDXX; CUSIP: 09248U809	1.0000	5.59	0.0251
TOTAL Principal Portfolio - USD					5.59	
					5.59	
Principal Portfolio - USD	BEAUMONT 93-1 IA-14A 2017A REDEMPT	09248U809	BLACKROCK LIQUIDITY FEDFUND DL Ticker: TDDXX; CUSIP: 09248U809	1.0000	3,387.59	0.0251
TOTAL Principal Portfolio - USD					3,387.59	
					3,387.59	
Principal Portfolio - USD	BEAUMONT 93-1 IA-14A 2017A RESERVE	09248U445	BLACKROCK LIQUIDITY FEDFUND ADMIN Ticker: BLFXX; CUSIP: 09248U445	1.0000	280,669.20	0.0251
TOTAL Principal Portfolio - USD					280,669.20	
					280,669.20	
Principal Portfolio - USD	BEAUMONT 93-1 IA-14A 2017A COI	1214580	US DOLLAR CURRENCY	1.0000	1.61	0.0000
TOTAL Principal Portfolio - USD					1.61	
					1.61	
Principal Portfolio - USD	BEAUMONT 93-1 IA-14A SPEC MAND RDPT	1214580	US DOLLAR CURRENCY	1.0000	3,908.28	0.0000

Security Listing							
For 630 Accounts							
As of Date 12/31/2021							
Portfolio Type/Currency(Local)	Account Short Title	Issue ID	Short Description	Original Unit Cost	Market Value	Interest Rate	
TOTAL Principal Portfolio - USD					3,908.28		
					3,908.28		
Principal Portfolio - USD	BEAUMONT 93-1 IA-17C 2018 SPEC TAX	09248U809	BLACKROCK LIQUIDITY FEDFUND DL Ticker: TDDXX; CUSIP: 09248U809	1.0000	1.51	0.0251	
TOTAL Principal Portfolio - USD					1.51		
					1.51		
Principal Portfolio - USD	BEAUMONT 93-1 IA-17C 2018 RESERVE	09248U809	BLACKROCK LIQUIDITY FEDFUND DL Ticker: TDDXX; CUSIP: 09248U809	1.0000	732,904.74	0.0251	
TOTAL Principal Portfolio - USD					732,904.74		
					732,904.74		
Principal Portfolio - USD	BEAUMONT 93-1 IA-17C 18 COI	09248U809	BLACKROCK LIQUIDITY FEDFUND DL Ticker: TDDXX; CUSIP: 09248U809	1.0000	6,784.45	0.0251	
TOTAL Principal Portfolio - USD					6,784.45		
					6,784.45		
Principal Portfolio - USD	BEAUMONT WASTEWATER 18A BD PMT FD	DC2493229	AGM MUNI BOND INS POLICY #219021-N CUSIP: DC2493229	1.0000	0.00	0.0000	
TOTAL Principal Portfolio - USD					0.00		
					0.00		
Principal Portfolio - USD	BEAUMONT WASTEWATER 18A INTEREST AC	09248U445	BLACKROCK LIQUIDITY FEDFUND ADMIN Ticker: BLFXX; CUSIP: 09248U445	1.0000	19.80	0.0251	
TOTAL Principal Portfolio - USD					19.80		
					19.80		
Principal Portfolio - USD	BEAUMONT WASTEWATER 18A RESERVE FD	LI5952286	AGM MB DEBT SERVICE POLICY #219021-R CUSIP: LI5952286	1.0000	1.00	0.0000	
TOTAL Principal Portfolio - USD					1.00		
					1.00		
Principal Portfolio - USD	BEAUMONT WASTEWATER 18A ACQUISITION	09248U445	BLACKROCK LIQUIDITY FEDFUND ADMIN Ticker: BLFXX; CUSIP: 09248U445	1.0000	1.17	0.0251	
TOTAL Principal Portfolio - USD					1.17		
					1.17		
Principal Portfolio - USD	BEAUMONT 93-1 IA-7D 2018A PRIN ACCT	09248U809	BLACKROCK LIQUIDITY FEDFUND DL Ticker: TDDXX; CUSIP: 09248U809	1.0000	0.34	0.0251	
TOTAL Principal Portfolio - USD					0.34		
					0.34		
Principal Portfolio - USD	BEAUMONT 93-1 IA-7D 2018A RESERVE	09248U809	BLACKROCK LIQUIDITY FEDFUND DL Ticker: TDDXX; CUSIP: 09248U809	1.0000	215,000.43	0.0251	
TOTAL Principal Portfolio - USD					215,000.43		

Security Listing						
For 630 Accounts						
As of Date 12/31/2021						
Portfolio Type/Currency(Local)	Account Short Title	Issue ID	Short Description	Original Unit Cost	Market Value	Interest Rate
					215,000.43	
Principal Portfolio - USD	BEAUMONT 93-1 IA-7D 2018A SURPLUS	09248U809	BLACKROCK LIQUIDITY FEDFUND DL Ticker: TDDXX; CUSIP: 09248U809	1.0000	180.76	0.0251
TOTAL Principal Portfolio - USD					180.76	
					180.76	
Principal Portfolio - USD	BEAUMONT 93-1 IA-7D 18A ACQUISITION	09248U809	BLACKROCK LIQUIDITY FEDFUND DL Ticker: TDDXX; CUSIP: 09248U809	1.0000	6,770.39	0.0251
TOTAL Principal Portfolio - USD					6,770.39	
					6,770.39	
Principal Portfolio - USD	BEAUMONT 93-1 IA-8E 2018A SPEC TX FD	09248U809	BLACKROCK LIQUIDITY FEDFUND DL Ticker: TDDXX; CUSIP: 09248U809	1.0000	2.14	0.0251
TOTAL Principal Portfolio - USD					2.14	
					2.14	
Principal Portfolio - USD	BEAUMONT 93-1 IA-8E 2018A PRIN ACCT	09248U809	BLACKROCK LIQUIDITY FEDFUND DL Ticker: TDDXX; CUSIP: 09248U809	1.0000	0.24	0.0251
TOTAL Principal Portfolio - USD					0.24	
					0.24	
Principal Portfolio - USD	BEAUMONT 93-1 IA-8E 2018A RESERVE	09248U809	BLACKROCK LIQUIDITY FEDFUND DL Ticker: TDDXX; CUSIP: 09248U809	1.0000	1,044,879.13	0.0251
TOTAL Principal Portfolio - USD					1,044,879.13	
					1,044,879.13	
Principal Portfolio - USD	BEAUMONT 93-1 IA-8E 18A ACQ CONST	09248U809	BLACKROCK LIQUIDITY FEDFUND DL Ticker: TDDXX; CUSIP: 09248U809	1.0000	9,714.94	0.0251
TOTAL Principal Portfolio - USD					9,714.94	
					9,714.94	
Principal Portfolio - USD	BEAUMONT CFD 16-1 2019 PRINCIPAL	09248U809	BLACKROCK LIQUIDITY FEDFUND DL Ticker: TDDXX; CUSIP: 09248U809	1.0000	0.75	0.0251
TOTAL Principal Portfolio - USD					0.75	
					0.75	
Principal Portfolio - USD	BEAUMONT CFD 16-1 2019 SURPLUS FD	09248U809	BLACKROCK LIQUIDITY FEDFUND DL Ticker: TDDXX; CUSIP: 09248U809	1.0000	1,403.57	0.0251
TOTAL Principal Portfolio - USD					1,403.57	
					1,403.57	
Principal Portfolio - USD	BEAUMONT CFD 16-1 2019 RESERVE ACCT	09248U809	BLACKROCK LIQUIDITY FEDFUND DL Ticker: TDDXX; CUSIP: 09248U809	1.0000	546,984.34	0.0251
TOTAL Principal Portfolio - USD					546,984.34	
					546,984.34	

Security Listing						
For 630 Accounts						
As of Date 12/31/2021						
Portfolio Type/Currency(Local)	Account Short Title	Issue ID	Short Description	Original Unit Cost	Market Value	Interest Rate
Principal Portfolio - USD	BEAUMONT CFD 16-1 2019 ACQ CONST	09248U809	BLACKROCK LIQUIDITY FEDFUND DL Ticker: TDDXX; CUSIP: 09248U809	1.0000	12,266.03	0.0251
TOTAL Principal Portfolio - USD					12,266.03	
					12,266.03	
Principal Portfolio - USD	BEAUMONT CFD 16-1 2019 COI	09248U809	BLACKROCK LIQUIDITY FEDFUND DL Ticker: TDDXX; CUSIP: 09248U809	1.0000	2.00	0.0251
TOTAL Principal Portfolio - USD					2.00	
					2.00	
Principal Portfolio - USD	BEAUMONT CFD 93-1 IA3 2019 PRINCIPAL	09248U809	BLACKROCK LIQUIDITY FEDFUND DL Ticker: TDDXX; CUSIP: 09248U809	1.0000	0.12	0.0251
TOTAL Principal Portfolio - USD					0.12	
					0.12	
Principal Portfolio - USD	BEAUMONT CFD 93-1 IA3 2019 SURPLUS	09248U809	BLACKROCK LIQUIDITY FEDFUND DL Ticker: TDDXX; CUSIP: 09248U809	1.0000	1.08	0.0251
TOTAL Principal Portfolio - USD					1.08	
					1.08	
Principal Portfolio - USD	BEAUMONT CFD 93-1 IA9 2019 PRINCIPAL	09248U809	BLACKROCK LIQUIDITY FEDFUND DL Ticker: TDDXX; CUSIP: 09248U809	1.0000	0.02	0.0251
TOTAL Principal Portfolio - USD					0.02	
					0.02	
Principal Portfolio - USD	BEAUMONT CFD 93-1 IA9 2019 SURPLUS	09248U809	BLACKROCK LIQUIDITY FEDFUND DL Ticker: TDDXX; CUSIP: 09248U809	1.0000	0.18	0.0251
TOTAL Principal Portfolio - USD					0.18	
					0.18	
Principal Portfolio - USD	BEAUMONT CFD 93-1 IA10A 19 PRINCIPAL	09248U809	BLACKROCK LIQUIDITY FEDFUND DL Ticker: TDDXX; CUSIP: 09248U809	1.0000	0.08	0.0251
TOTAL Principal Portfolio - USD					0.08	
					0.08	
Principal Portfolio - USD	BEAUMONT CFD 93-1 IA10A 2019 SURPLUS	09248U809	BLACKROCK LIQUIDITY FEDFUND DL Ticker: TDDXX; CUSIP: 09248U809	1.0000	0.63	0.0251
TOTAL Principal Portfolio - USD					0.63	
					0.63	
Principal Portfolio - USD	BEAUMONT CFD 93-1 IA11 2019 PRINCIPAL	09248U809	BLACKROCK LIQUIDITY FEDFUND DL Ticker: TDDXX; CUSIP: 09248U809	1.0000	0.05	0.0251
TOTAL Principal Portfolio - USD					0.05	
					0.05	
Principal Portfolio - USD	BEAUMONT CFD 93-1 IA11 2019 SURPLUS	09248U809	BLACKROCK LIQUIDITY FEDFUND DL Ticker: TDDXX; CUSIP: 09248U809	1.0000	0.45	0.0251

Security Listing						
For 630 Accounts						
As of Date 12/31/2021						
Portfolio Type/Currency(Local)	Account Short Title	Issue ID	Short Description	Original Unit Cost	Market Value	Interest Rate
TOTAL Principal Portfolio - USD					0.45	
					0.45	
Principal Portfolio - USD	BEAUMONT CFD 93-1 IA12A 19 PRINCIPAL	09248U809	BLACKROCK LIQUIDITY FEDFUND DL Ticker: TDDXX; CUSIP: 09248U809	1.0000	0.05	0.0251
TOTAL Principal Portfolio - USD					0.05	
					0.05	
Principal Portfolio - USD	BEAUMONT CFD 93-1 IA12A 2019 SURPLUS	09248U809	BLACKROCK LIQUIDITY FEDFUND DL Ticker: TDDXX; CUSIP: 09248U809	1.0000	0.45	0.0251
TOTAL Principal Portfolio - USD					0.45	
					0.45	
Principal Portfolio - USD	BEAUMONT REF BDS 2019A REVENUE FD	99Y813JZ4	BEAUMONT CFD 93-1 IA-11 4.00% 9/1/22 CUSIP: 99Y813JZ4		1.00	4.0000
Principal Portfolio - USD	BEAUMONT REF BDS 2019A REVENUE FD	99Y813IM4	BEAUMONT CFD 93-1 IA-3 4.00% 9/1/22 CUSIP: 99Y813IM4		1.00	4.0000
Principal Portfolio - USD	BEAUMONT REF BDS 2019A REVENUE FD	99Y813IZ5	BEAUMONT CFD 93-1 IA-9 4.00% 9/1/22 CUSIP: 99Y813IZ5		1.00	4.0000
Principal Portfolio - USD	BEAUMONT REF BDS 2019A REVENUE FD	99Y813JM3	BEAUMONT CFD 93-1 IA10A 4.00% 9/1/22 CUSIP: 99Y813JM3		1.00	4.0000
Principal Portfolio - USD	BEAUMONT REF BDS 2019A REVENUE FD	99Y813KM1	BEAUMONT CFD 93-1 IA12A 4.00% 9/1/22 CUSIP: 99Y813KM1		1.00	4.0000
Principal Portfolio - USD	BEAUMONT REF BDS 2019A REVENUE FD	99Y813KA7	BEAUMONT CFD 93-1 IA-11 5.00% 9/1/23 CUSIP: 99Y813KA7		1.00	5.0000
Principal Portfolio - USD	BEAUMONT REF BDS 2019A REVENUE FD	99Y813IN2	BEAUMONT CFD 93-1 IA-3 5.00% 9/1/23 CUSIP: 99Y813IN2		1.00	5.0000
Principal Portfolio - USD	BEAUMONT REF BDS 2019A REVENUE FD	99Y813JA9	BEAUMONT CFD 93-1 IA-9 5.00% 9/1/23 CUSIP: 99Y813JA9		1.00	5.0000
Principal Portfolio - USD	BEAUMONT REF BDS 2019A REVENUE FD	99Y813JN1	BEAUMONT CFD 93-1 IA10A 5.00% 9/1/23 CUSIP: 99Y813JN1		1.00	5.0000
Principal Portfolio - USD	BEAUMONT REF BDS 2019A REVENUE FD	99Y813KN9	BEAUMONT CFD 93-1 IA12A 5.00% 9/1/23 CUSIP: 99Y813KN9		1.00	5.0000
Principal Portfolio - USD	BEAUMONT REF BDS 2019A REVENUE FD	99Y813KB5	BEAUMONT CFD 93-1 IA-11 5.00% 9/1/24 CUSIP: 99Y813KB5		1.00	5.0000
Principal Portfolio - USD	BEAUMONT REF BDS 2019A REVENUE FD	99Y813IO0	BEAUMONT CFD 93-1 IA-3 5.00% 9/1/24 CUSIP: 99Y813IO0		1.00	5.0000
Principal Portfolio - USD	BEAUMONT REF BDS 2019A REVENUE FD	99Y813JB7	BEAUMONT CFD 93-1 IA-9 5.00% 9/1/24 CUSIP: 99Y813JB7		1.00	5.0000
Principal Portfolio - USD	BEAUMONT REF BDS 2019A REVENUE FD	99Y813JO9	BEAUMONT CFD 93-1 IA10A 5.00% 9/1/24 CUSIP: 99Y813JO9		1.00	5.0000
Principal Portfolio - USD	BEAUMONT REF BDS 2019A REVENUE FD	99Y813KO7	BEAUMONT CFD 93-1 IA12A 5.00% 9/1/24 CUSIP: 99Y813KO7		1.00	5.0000
Principal Portfolio - USD	BEAUMONT REF BDS 2019A REVENUE FD	99Y813KC3	BEAUMONT CFD 93-1 IA-11 5.00% 9/1/25 CUSIP: 99Y813KC3		1.00	5.0000
Principal Portfolio - USD	BEAUMONT REF BDS 2019A REVENUE FD	99Y813IP7	BEAUMONT CFD 93-1 IA-3 5.00% 9/1/25 CUSIP: 99Y813IP7		1.00	5.0000
Principal Portfolio - USD	BEAUMONT REF BDS 2019A REVENUE FD	99Y813JC5	BEAUMONT CFD 93-1 IA-9 5.00% 9/1/25 CUSIP: 99Y813JC5		1.00	5.0000
Principal Portfolio - USD	BEAUMONT REF BDS 2019A REVENUE FD	99Y813JP6	BEAUMONT CFD 93-1 IA10A 5.00% 9/1/25 CUSIP: 99Y813JP6		1.00	5.0000

Security Listing						
For 630 Accounts						
As of Date 12/31/2021						
Portfolio Type/Currency(Local)	Account Short Title	Issue ID	Short Description	Original Unit Cost	Market Value	Interest Rate
Principal Portfolio - USD	BEAUMONT REF BDS 2019A REVENUE FD	99Y813KP4	BEAUMONT CFD 93-1 IA12A 5.00% 9/1/25 CUSIP: 99Y813KP4		1.00	5.0000
Principal Portfolio - USD	BEAUMONT REF BDS 2019A REVENUE FD	99Y813KD1	BEAUMONT CFD 93-1 IA-11 5.00% 9/1/26 CUSIP: 99Y813KD1		1.00	5.0000
Principal Portfolio - USD	BEAUMONT REF BDS 2019A REVENUE FD	99Y813IQ5	BEAUMONT CFD 93-1 IA-3 5.00% 9/1/26 CUSIP: 99Y813IQ5		1.00	5.0000
Principal Portfolio - USD	BEAUMONT REF BDS 2019A REVENUE FD	99Y813JD3	BEAUMONT CFD 93-1 IA-9 5.00% 9/1/26 CUSIP: 99Y813JD3		1.00	5.0000
Principal Portfolio - USD	BEAUMONT REF BDS 2019A REVENUE FD	99Y813JQ4	BEAUMONT CFD 93-1 IA10A 5.00% 9/1/26 CUSIP: 99Y813JQ4		1.00	5.0000
Principal Portfolio - USD	BEAUMONT REF BDS 2019A REVENUE FD	99Y813KQ2	BEAUMONT CFD 93-1 IA12A 5.00% 9/1/26 CUSIP: 99Y813KQ2		1.00	5.0000
Principal Portfolio - USD	BEAUMONT REF BDS 2019A REVENUE FD	99Y813KE9	BEAUMONT CFD 93-1 IA-11 5.00% 9/1/27 CUSIP: 99Y813KE9		1.00	5.0000
Principal Portfolio - USD	BEAUMONT REF BDS 2019A REVENUE FD	99Y813IR3	BEAUMONT CFD 93-1 IA-3 5.00% 9/1/27 CUSIP: 99Y813IR3		1.00	5.0000
Principal Portfolio - USD	BEAUMONT REF BDS 2019A REVENUE FD	99Y813JE1	BEAUMONT CFD 93-1 IA-9 5.00% 9/1/27 CUSIP: 99Y813JE1		1.00	5.0000
Principal Portfolio - USD	BEAUMONT REF BDS 2019A REVENUE FD	99Y813JR2	BEAUMONT CFD 93-1 IA10A 5.00% 9/1/27 CUSIP: 99Y813JR2		1.00	5.0000
Principal Portfolio - USD	BEAUMONT REF BDS 2019A REVENUE FD	99Y813KR0	BEAUMONT CFD 93-1 IA12A 5.00% 9/1/27 CUSIP: 99Y813KR0		1.00	5.0000
Principal Portfolio - USD	BEAUMONT REF BDS 2019A REVENUE FD	99Y813KF6	BEAUMONT CFD 93-1 IA-11 5.00% 9/1/28 CUSIP: 99Y813KF6		1.00	5.0000
Principal Portfolio - USD	BEAUMONT REF BDS 2019A REVENUE FD	99Y813IS1	BEAUMONT CFD 93-1 IA-3 5.00% 9/1/28 CUSIP: 99Y813IS1		1.00	5.0000
Principal Portfolio - USD	BEAUMONT REF BDS 2019A REVENUE FD	99Y813JF8	BEAUMONT CFD 93-1 IA-9 5.00% 9/1/28 CUSIP: 99Y813JF8		1.00	5.0000
Principal Portfolio - USD	BEAUMONT REF BDS 2019A REVENUE FD	99Y813JS0	BEAUMONT CFD 93-1 IA10A 5.00% 9/1/28 CUSIP: 99Y813JS0		1.00	5.0000
Principal Portfolio - USD	BEAUMONT REF BDS 2019A REVENUE FD	99Y813KS8	BEAUMONT CFD 93-1 IA12A 5.00% 9/1/28 CUSIP: 99Y813KS8		1.00	5.0000
Principal Portfolio - USD	BEAUMONT REF BDS 2019A REVENUE FD	99Y813KG4	BEAUMONT CFD 93-1 IA-11 5.00% 9/1/29 CUSIP: 99Y813KG4		1.00	5.0000
Principal Portfolio - USD	BEAUMONT REF BDS 2019A REVENUE FD	99Y813IT9	BEAUMONT CFD 93-1 IA-3 5.00% 9/1/29 CUSIP: 99Y813IT9		1.00	5.0000
Principal Portfolio - USD	BEAUMONT REF BDS 2019A REVENUE FD	99Y813JG6	BEAUMONT CFD 93-1 IA-9 5.00% 9/1/29 CUSIP: 99Y813JG6		1.00	5.0000
Principal Portfolio - USD	BEAUMONT REF BDS 2019A REVENUE FD	99Y813JT8	BEAUMONT CFD 93-1 IA10A 5.00% 9/1/29 CUSIP: 99Y813JT8		1.00	5.0000
Principal Portfolio - USD	BEAUMONT REF BDS 2019A REVENUE FD	99Y813KT6	BEAUMONT CFD 93-1 IA12A 5.00% 9/1/29 CUSIP: 99Y813KT6		1.00	5.0000
Principal Portfolio - USD	BEAUMONT REF BDS 2019A REVENUE FD	99Y813KH2	BEAUMONT CFD 93-1 IA-11 4.00% 9/1/30 CUSIP: 99Y813KH2		1.00	4.0000
Principal Portfolio - USD	BEAUMONT REF BDS 2019A REVENUE FD	99Y813IU6	BEAUMONT CFD 93-1 IA-3 4.00% 9/1/30 CUSIP: 99Y813IU6		1.00	4.0000
Principal Portfolio - USD	BEAUMONT REF BDS 2019A REVENUE FD	99Y813JH4	BEAUMONT CFD 93-1 IA-9 4.00% 9/1/30 CUSIP: 99Y813JH4		1.00	4.0000
Principal Portfolio - USD	BEAUMONT REF BDS 2019A REVENUE FD	99Y813JU5	BEAUMONT CFD 93-1 IA10A 4.00% 9/1/30 CUSIP: 99Y813JU5		1.00	4.0000
Principal Portfolio - USD	BEAUMONT REF BDS 2019A REVENUE FD	99Y813KU3	BEAUMONT CFD 93-1 IA12A 4.00% 9/1/30 CUSIP: 99Y813KU3		1.00	4.0000
Principal Portfolio - USD	BEAUMONT REF BDS 2019A REVENUE FD	99Y813KI0	BEAUMONT CFD 93-1 IA-11 4.00% 9/1/31 CUSIP: 99Y813KI0		1.00	4.0000

Security Listing							
For 630 Accounts							
As of Date 12/31/2021							
Portfolio Type/Currency(Local)	Account Short Title	Issue ID	Short Description	Original Unit Cost	Market Value	Interest Rate	
Principal Portfolio - USD	BEAUMONT REF BDS 2019A REVENUE FD	99Y813IV4	BEAUMONT CFD 93-1 IA-3 4.00% 9/1/31 CUSIP: 99Y813IV4		1.00	4.0000	
Principal Portfolio - USD	BEAUMONT REF BDS 2019A REVENUE FD	99Y813JI2	BEAUMONT CFD 93-1 IA-9 4.00% 9/1/31 CUSIP: 99Y813JI2		1.00	4.0000	
Principal Portfolio - USD	BEAUMONT REF BDS 2019A REVENUE FD	99Y813JV3	BEAUMONT CFD 93-1 IA10A 4.00% 9/1/31 CUSIP: 99Y813JV3		1.00	4.0000	
Principal Portfolio - USD	BEAUMONT REF BDS 2019A REVENUE FD	99Y813KV1	BEAUMONT CFD 93-1 IA12A 4.00% 9/1/31 CUSIP: 99Y813KV1		1.00	4.0000	
Principal Portfolio - USD	BEAUMONT REF BDS 2019A REVENUE FD	99Y813KJ8	BEAUMONT CFD 93-1 IA-11 4.00% 9/1/32 CUSIP: 99Y813KJ8		1.00	4.0000	
Principal Portfolio - USD	BEAUMONT REF BDS 2019A REVENUE FD	99Y813IW2	BEAUMONT CFD 93-1 IA-3 4.00% 9/1/32 CUSIP: 99Y813IW2		1.00	4.0000	
Principal Portfolio - USD	BEAUMONT REF BDS 2019A REVENUE FD	99Y813JJ0	BEAUMONT CFD 93-1 IA-9 4.00% 9/1/32 CUSIP: 99Y813JJ0		1.00	4.0000	
Principal Portfolio - USD	BEAUMONT REF BDS 2019A REVENUE FD	99Y813JW1	BEAUMONT CFD 93-1 IA10A 4.00% 9/1/32 CUSIP: 99Y813JW1		1.00	4.0000	
Principal Portfolio - USD	BEAUMONT REF BDS 2019A REVENUE FD	99Y813KW9	BEAUMONT CFD 93-1 IA12A 4.00% 9/1/32 CUSIP: 99Y813KW9		1.00	4.0000	
TOTAL							
Principal Portfolio - USD						55.00	
						55.00	
Principal Portfolio - USD	BEAUMONT REF BDS 2019A ADMIN EXP FD	09248U809	BLACKROCK LIQUIDITY FEDFUND DL Ticker: TDDXX; CUSIP: 09248U809	1.0000	9,575.09	0.0251	
TOTAL							
Principal Portfolio - USD						9,575.09	
						9,575.09	
Income Portfolio - USD	BEAUMONT REF BDS 2019A COST ISSUANCE	1214580	US DOLLAR CURRENCY	1.0000	3.28	0.0000	
TOTAL							
Income Portfolio - USD						3.28	
						3.28	
Principal Portfolio - USD	BEAUMONT 2007 SERIES A ESCROW FUND	1214580	US DOLLAR CURRENCY	1.0000	3,224.30	0.0000	
TOTAL							
Principal Portfolio - USD						3,224.30	
						3,224.30	
Principal Portfolio - USD	BEAUMONT 2007 SERIES C ESCROW FUND	1214580	US DOLLAR CURRENCY	1.0000	2,794.83	0.0000	
TOTAL							
Principal Portfolio - USD						2,794.83	
						2,794.83	
Principal Portfolio - USD	BEAUMONT CFD 16-2 2019 PRINCIPAL	09248U809	BLACKROCK LIQUIDITY FEDFUND DL Ticker: TDDXX; CUSIP: 09248U809	1.0000	0.17	0.0251	
TOTAL							
Principal Portfolio - USD						0.17	
						0.17	
Principal Portfolio - USD	BEAUMONT CFD 16-2 2019 RESERVE ACCT	09248U809	BLACKROCK LIQUIDITY FEDFUND DL Ticker: TDDXX; CUSIP: 09248U809	1.0000	639,556.29	0.0251	
TOTAL							
Principal Portfolio - USD						639,556.29	
						639,556.29	

Security Listing						
For 630 Accounts						
As of Date 12/31/2021						
Portfolio Type/Currency(Local)	Account Short Title	Issue ID	Short Description	Original Unit Cost	Market Value	Interest Rate
Principal Portfolio - USD	BEAUMONT CFD 16-2 2019 SURPLUS FD	09248U809	BLACKROCK LIQUIDITY FEDFUND DL Ticker: TDDXX; CUSIP: 09248U809	1.0000	3.70	0.0251
TOTAL Principal Portfolio - USD					3.70	
					3.70	
Principal Portfolio - USD	BEAUMONT CFD 16-2 2019 ACQ CONST	09248U809	BLACKROCK LIQUIDITY FEDFUND DL Ticker: TDDXX; CUSIP: 09248U809	1.0000	42,691.78	0.0251
TOTAL Principal Portfolio - USD					42,691.78	
					42,691.78	
Principal Portfolio - USD	BEAUMONT CFD 16-2 2019 COI	1214580	US DOLLAR CURRENCY	1.0000	1.20	0.0000
TOTAL Principal Portfolio - USD					1.20	
					1.20	
Principal Portfolio - USD	BEAUMONT CFD 16-4 2019 PRINCIPAL	09248U445	BLACKROCK LIQUIDITY FEDFUND ADMIN Ticker: BLFXX; CUSIP: 09248U445	1.0000	0.12	0.0251
TOTAL Principal Portfolio - USD					0.12	
					0.12	
Principal Portfolio - USD	BEAUMONT CFD 16-4 2019 RESERVE ACCT	09248U445	BLACKROCK LIQUIDITY FEDFUND ADMIN Ticker: BLFXX; CUSIP: 09248U445	1.0000	245,967.55	0.0251
TOTAL Principal Portfolio - USD					245,967.55	
					245,967.55	
Principal Portfolio - USD	BEAUMONT CFD 16-4 2019 SURPLUS	09248U445	BLACKROCK LIQUIDITY FEDFUND ADMIN Ticker: BLFXX; CUSIP: 09248U445	1.0000	2.87	0.0251
TOTAL Principal Portfolio - USD					2.87	
					2.87	
Principal Portfolio - USD	BEAUMONT CFD 16-4 2019 ACQ CONST	09248U445	BLACKROCK LIQUIDITY FEDFUND ADMIN Ticker: BLFXX; CUSIP: 09248U445	1.0000	23,404.93	0.0251
TOTAL Principal Portfolio - USD					23,404.93	
					23,404.93	
Principal Portfolio - USD	BEAUMONT CFD 93-1 8F 2020 INTEREST	1214580	US DOLLAR CURRENCY	1.0000	0.01	0.0000
TOTAL Principal Portfolio - USD					0.01	
					0.01	
Principal Portfolio - USD	BEAUMONT CFD 93-1 8F 2020 RESERVE	1214580	US DOLLAR CURRENCY	1.0000	980,910.77	0.0000
TOTAL Principal Portfolio - USD					980,910.77	
					980,910.77	
Principal Portfolio - USD	BEAUMONT CFD 93-1 8F 2020 COI	1214580	US DOLLAR CURRENCY	1.0000	4,800.00	0.0000
TOTAL Principal Portfolio - USD					4,800.00	
					4,800.00	

Security Listing						
For 630 Accounts						
As of Date 12/31/2021						
Portfolio Type/Currency(Local)	Account Short Title	Issue ID	Short Description	Original Unit Cost	Market Value	Interest Rate
Principal Portfolio - USD	BPIA 2020 COSTS OF ISSUANCE	1214580	US DOLLAR CURRENCY	1.0000	16,467.38	0.0000
TOTAL Principal Portfolio - USD					16,467.38	
Principal Portfolio - USD	BEAUMONT 2012 SERIES A (8C) ESCROW	99Y816GX5	US STATE/LOCAL GOVT 0.11% 3/1/22 CUSIP: 99Y816GX5	100.0000	155,613.00	0.1100
Principal Portfolio - USD	BEAUMONT 2012 SERIES A (8C) ESCROW	99Y816GY3	US STATE/LOCAL GOVT 0.11% 9/1/22 CUSIP: 99Y816GY3	100.0000	5,685,697.00	0.1100
Principal Portfolio - USD	BEAUMONT 2012 SERIES A (8C) ESCROW	1214580	US DOLLAR CURRENCY	1.0000	0.13	0.0000
TOTAL Principal Portfolio - USD					5,841,310.13	
Principal Portfolio - USD	BEAUMONT 2011 SERIES A (17B) ESCROW	1214580	US DOLLAR CURRENCY	1.0000	(0.05)	0.0000
TOTAL Principal Portfolio - USD					(0.05)	
Principal Portfolio - USD	BEAUMONT CFD 2019-1 2020 INTEREST	1214580	US DOLLAR CURRENCY	1.0000	0.01	0.0000
TOTAL Principal Portfolio - USD					0.01	
Principal Portfolio - USD	BEAUMONT CFD 2019-1 2020 RESERVE ACC	1214580	US DOLLAR CURRENCY	1.0000	128,087.50	0.0000
TOTAL Principal Portfolio - USD					128,087.50	
Principal Portfolio - USD	BEAUMONT CFD 2019-1 2020 COI	1214580	US DOLLAR CURRENCY	1.0000	7,800.00	0.0000
TOTAL Principal Portfolio - USD					7,800.00	
Principal Portfolio - USD	BEAUMONT 2012B (IA20) ESCROW FUND	99Y819XK8	US STATE/LOCAL GOVT 0.04% 3/1/22 CUSIP: 99Y819XK8	100.0000	79,099.00	0.0400
Principal Portfolio - USD	BEAUMONT 2012B (IA20) ESCROW FUND	99Y819XL6	US STATE/LOCAL GOVT 0.07% 9/1/22 CUSIP: 99Y819XL6	100.0000	2,854,121.00	0.0700
Principal Portfolio - USD	BEAUMONT 2012B (IA20) ESCROW FUND	1214580	US DOLLAR CURRENCY	1.0000	0.97	0.0000
TOTAL Principal Portfolio - USD					2,933,220.97	
Principal Portfolio - USD	BEAUMONT 2012C (IA7B IA7C) ESCROW FD	99Y819XN2	US STATE/LOCAL GOVT 0.04% 3/1/22 CUSIP: 99Y819XN2	100.0000	81,205.00	0.0400
Principal Portfolio - USD	BEAUMONT 2012C (IA7B IA7C) ESCROW FD	99Y819XP7	US STATE/LOCAL GOVT 0.07% 9/1/22 CUSIP: 99Y819XP7	100.0000	3,296,226.00	0.0700
Principal Portfolio - USD	BEAUMONT 2012C (IA7B IA7C) ESCROW FD	1214580	US DOLLAR CURRENCY	1.0000	2.50	0.0000
TOTAL Principal Portfolio - USD					3,377,433.50	
Principal Portfolio - USD	BEAUMONT 2013A (IA19C) ESCROW FUND	99Y819XS1	US STATE/LOCAL GOVT 0.04% 3/1/22 CUSIP: 99Y819XS1	100.0000	120,120.00	0.0400
Principal Portfolio - USD	BEAUMONT 2013A (IA19C) ESCROW FUND	99Y819XT9	US STATE/LOCAL GOVT 0.07% 9/1/22 CUSIP: 99Y819XT9	100.0000	540,153.00	0.0700

Security Listing						
For 630 Accounts						
As of Date 12/31/2021						
Portfolio Type/Currency(Local)	Account Short Title	Issue ID	Short Description	Original Unit Cost	Market Value	Interest Rate
Principal Portfolio - USD	BEAUMONT 2013A (IA19C) ESCROW FUND	99Y819XU6	US STATE/LOCAL GOVT 0.11% 3/1/23 CUSIP: 99Y819XU6	100.0000	111,417.00	0.1100
Principal Portfolio - USD	BEAUMONT 2013A (IA19C) ESCROW FUND	99Y819XV4	US STATE/LOCAL GOVT 0.17% 9/1/23 CUSIP: 99Y819XV4	100.0000	4,731,478.00	0.1700
Principal Portfolio - USD	BEAUMONT 2013A (IA19C) ESCROW FUND	1214580	US DOLLAR CURRENCY	1.0000	0.91	0.0000
TOTAL Principal Portfolio - USD					5,503,168.91	
					5,503,168.91	
Principal Portfolio - USD	BEAUMONT 2013B (IA17A) ESCROW FUND	99Y819XX0	US STATE/LOCAL GOVT 0.04% 3/1/22 CUSIP: 99Y819XX0	100.0000	192,449.00	0.0400
Principal Portfolio - USD	BEAUMONT 2013B (IA17A) ESCROW FUND	99Y819XY8	US STATE/LOCAL GOVT 0.07% 9/1/22 CUSIP: 99Y819XY8	100.0000	642,499.00	0.0700
Principal Portfolio - USD	BEAUMONT 2013B (IA17A) ESCROW FUND	99Y819XZ5	US STATE/LOCAL GOVT 0.11% 3/1/23 CUSIP: 99Y819XZ5	100.0000	181,475.00	0.1100
Principal Portfolio - USD	BEAUMONT 2013B (IA17A) ESCROW FUND	99Y819YA9	US STATE/LOCAL GOVT 0.17% 9/1/23 CUSIP: 99Y819YA9	100.0000	7,706,574.00	0.1700
Principal Portfolio - USD	BEAUMONT 2013B (IA17A) ESCROW FUND	1214580	US DOLLAR CURRENCY	1.0000	0.02	0.0000
TOTAL Principal Portfolio - USD					8,722,997.02	
					8,722,997.02	
Principal Portfolio - USD	BEAUMONT 93-1 IA-19C 2021 REDMPT	1214580	US DOLLAR CURRENCY	1.0000	8,207.95	0.0000
TOTAL Principal Portfolio - USD					8,207.95	
					8,207.95	
Principal Portfolio - USD	BEAUMONT 93-1 IA-17A 2021 REDMPT	1214580	US DOLLAR CURRENCY	1.0000	15,936.51	0.0000
TOTAL Principal Portfolio - USD					15,936.51	
					15,936.51	
Principal Portfolio - USD	BEAUMONT REF BDS 2021A PRNCIPAL ACCT	DC2599041	BEAUMON CFD 93-1 IA17A 0.265% 9/1/22 CUSIP: DC2599041		0.00	0.0000
Principal Portfolio - USD	BEAUMONT REF BDS 2021A PRNCIPAL ACCT	DC2599058	BEAUMON CFD 93-1 IA17A 0.465% 9/1/23 CUSIP: DC2599058		0.00	0.0000
Principal Portfolio - USD	BEAUMONT REF BDS 2021A PRNCIPAL ACCT	DC2599066	BEAUMON CFD 93-1 IA17A 0.739% 9/1/24 CUSIP: DC2599066		0.00	0.0000
Principal Portfolio - USD	BEAUMONT REF BDS 2021A PRNCIPAL ACCT	DC2599074	BEAUMON CFD 93-1 IA17A 1.034% 9/1/25 CUSIP: DC2599074		0.00	0.0000
Principal Portfolio - USD	BEAUMONT REF BDS 2021A PRNCIPAL ACCT	DC2599082	BEAUMON CFD 93-1 IA17A 1.284% 9/1/26 CUSIP: DC2599082		0.00	0.0000
Principal Portfolio - USD	BEAUMONT REF BDS 2021A PRNCIPAL ACCT	DC2599090	BEAUMON CFD 93-1 IA17A 1.544% 9/1/27 CUSIP: DC2599090		0.00	0.0000
Principal Portfolio - USD	BEAUMONT REF BDS 2021A PRNCIPAL ACCT	DC2599108	BEAUMON CFD 93-1 IA17A 1.794% 9/1/28 CUSIP: DC2599108		0.00	0.0000
Principal Portfolio - USD	BEAUMONT REF BDS 2021A PRNCIPAL ACCT	DC2599116	BEAUMON CFD 93-1 IA17A 1.947% 9/1/29 CUSIP: DC2599116		0.00	0.0000
Principal Portfolio - USD	BEAUMONT REF BDS 2021A PRNCIPAL ACCT	DC2599124	BEAUMON CFD 93-1 IA17A 2.097% 9/1/30 CUSIP: DC2599124		0.00	0.0000

Security Listing						
For 630 Accounts						
As of Date 12/31/2021						
Portfolio Type/Currency(Local)	Account Short Title	Issue ID	Short Description	Original Unit Cost	Market Value	Interest Rate
Principal Portfolio - USD	BEAUMONT REF BDS 2021A PRNCIPAL ACCT	DC2599132	BEAUMON CFD 93-1 IA17A 2.197% 9/1/31 CUSIP: DC2599132		0.00	0.0000
Principal Portfolio - USD	BEAUMONT REF BDS 2021A PRNCIPAL ACCT	DC2599140	BEAUMON CFD 93-1 IA17A 2.397% 9/1/32 CUSIP: DC2599140		0.00	0.0000
Principal Portfolio - USD	BEAUMONT REF BDS 2021A PRNCIPAL ACCT	DC2599157	BEAUMON CFD 93-1 IA17A 2.500% 9/1/34 CUSIP: DC2599157		0.00	0.0000
Principal Portfolio - USD	BEAUMONT REF BDS 2021A PRNCIPAL ACCT	DC2599165	BEAUMON CFD 93-1 IA19C 0.265% 9/1/22 CUSIP: DC2599165		0.00	0.0000
Principal Portfolio - USD	BEAUMONT REF BDS 2021A PRNCIPAL ACCT	DC2599173	BEAUMON CFD 93-1 IA19C 0.465% 9/1/23 CUSIP: DC2599173		0.00	0.0000
Principal Portfolio - USD	BEAUMONT REF BDS 2021A PRNCIPAL ACCT	DC2599181	BEAUMON CFD 93-1 IA19C 0.739% 9/1/24 CUSIP: DC2599181		0.00	0.0000
Principal Portfolio - USD	BEAUMONT REF BDS 2021A PRNCIPAL ACCT	DC2599199	BEAUMON CFD 93-1 IA19C 1.034% 9/1/25 CUSIP: DC2599199		0.00	0.0000
Principal Portfolio - USD	BEAUMONT REF BDS 2021A PRNCIPAL ACCT	DC2599207	BEAUMON CFD 93-1 IA19C 1.284% 9/1/26 CUSIP: DC2599207		0.00	0.0000
Principal Portfolio - USD	BEAUMONT REF BDS 2021A PRNCIPAL ACCT	DC2599215	BEAUMON CFD 93-1 IA19C 1.544% 9/1/27 CUSIP: DC2599215		0.00	0.0000
Principal Portfolio - USD	BEAUMONT REF BDS 2021A PRNCIPAL ACCT	DC2599223	BEAUMON CFD 93-1 IA19C 1.794% 9/1/28 CUSIP: DC2599223		0.00	0.0000
Principal Portfolio - USD	BEAUMONT REF BDS 2021A PRNCIPAL ACCT	DC2599231	BEAUMON CFD 93-1 IA19C 1.947% 9/1/29 CUSIP: DC2599231		0.00	0.0000
Principal Portfolio - USD	BEAUMONT REF BDS 2021A PRNCIPAL ACCT	DC2599249	BEAUMON CFD 93-1 IA19C 2.097% 9/1/30 CUSIP: DC2599249		0.00	0.0000
Principal Portfolio - USD	BEAUMONT REF BDS 2021A PRNCIPAL ACCT	DC2599256	BEAUMON CFD 93-1 IA19C 2.197% 9/1/31 CUSIP: DC2599256		0.00	0.0000
Principal Portfolio - USD	BEAUMONT REF BDS 2021A PRNCIPAL ACCT	DC2599264	BEAUMON CFD 93-1 IA19C 2.397% 9/1/32 CUSIP: DC2599264		0.00	0.0000
Principal Portfolio - USD	BEAUMONT REF BDS 2021A PRNCIPAL ACCT	DC2599272	BEAUMON CFD 93-1 IA19C 2.500% 9/1/34 CUSIP: DC2599272		0.00	0.0000
Principal Portfolio - USD	BEAUMONT REF BDS 2021A PRNCIPAL ACCT	DC2599280	BEAUMON CFD 93-1 IA19C 2.984% 9/1/36 CUSIP: DC2599280		0.00	0.0000
Principal Portfolio - USD	BEAUMONT REF BDS 2021A PRNCIPAL ACCT	DC2599298	BEAUMON CFD 93-1 IA20 0.265% 9/1/22 CUSIP: DC2599298		0.00	0.0000
Principal Portfolio - USD	BEAUMONT REF BDS 2021A PRNCIPAL ACCT	DC2599306	BEAUMON CFD 93-1 IA20 0.465% 9/1/23 CUSIP: DC2599306		0.00	0.0000
Principal Portfolio - USD	BEAUMONT REF BDS 2021A PRNCIPAL ACCT	DC2599314	BEAUMON CFD 93-1 IA20 0.739% 9/1/24 CUSIP: DC2599314		0.00	0.0000
Principal Portfolio - USD	BEAUMONT REF BDS 2021A PRNCIPAL ACCT	DC2599322	BEAUMON CFD 93-1 IA20 1.034% 9/1/25 CUSIP: DC2599322		0.00	0.0000
Principal Portfolio - USD	BEAUMONT REF BDS 2021A PRNCIPAL ACCT	DC2599330	BEAUMON CFD 93-1 IA20 1.284% 9/1/26 CUSIP: DC2599330		0.00	0.0000
Principal Portfolio - USD	BEAUMONT REF BDS 2021A PRNCIPAL ACCT	DC2599348	BEAUMON CFD 93-1 IA20 1.544% 9/1/27 CUSIP: DC2599348		0.00	0.0000
Principal Portfolio - USD	BEAUMONT REF BDS 2021A PRNCIPAL ACCT	DC2599355	BEAUMON CFD 93-1 IA20 1.794% 9/1/28 CUSIP: DC2599355		0.00	0.0000
Principal Portfolio - USD	BEAUMONT REF BDS 2021A PRNCIPAL ACCT	DC2599363	BEAUMON CFD 93-1 IA20 1.947% 9/1/29 CUSIP: DC2599363		0.00	0.0000
Principal Portfolio - USD	BEAUMONT REF BDS 2021A PRNCIPAL ACCT	DC2599371	BEAUMON CFD 93-1 IA20 2.097% 9/1/30 CUSIP: DC2599371		0.00	0.0000
Principal Portfolio - USD	BEAUMONT REF BDS 2021A PRNCIPAL ACCT	DC2599389	BEAUMON CFD 93-1 IA20 2.197% 9/1/31 CUSIP: DC2599389		0.00	0.0000
Principal Portfolio - USD	BEAUMONT REF BDS 2021A PRNCIPAL ACCT	DC2599397	BEAUMON CFD 93-1 IA20 2.397% 9/1/32 CUSIP: DC2599397		0.00	0.0000
Principal Portfolio - USD	BEAUMONT REF BDS 2021A PRNCIPAL ACCT	DC2599405	BEAUMON CFD 93-1 IA20 2.500% 9/1/34 CUSIP: DC2599405		0.00	0.0000
Principal Portfolio - USD	BEAUMONT REF BDS 2021A PRNCIPAL ACCT	DC2599413	BEAUMON CFD 93-1 IA20 2.984% 9/1/35 CUSIP: DC2599413		0.00	0.0000
Principal Portfolio - USD	BEAUMONT REF BDS 2021A PRNCIPAL ACCT	DC2598787	BEAUMON CFD 93-1 IA7B 0.265% 9/1/22 CUSIP: DC2598787		0.00	0.0000
Principal Portfolio - USD	BEAUMONT REF BDS 2021A PRNCIPAL ACCT	DC2598795	BEAUMON CFD 93-1 IA7B 0.465% 9/1/23 CUSIP: DC2598795		0.00	0.0000

Security Listing						
For 630 Accounts						
As of Date 12/31/2021						
Portfolio Type/Currency(Local)	Account Short Title	Issue ID	Short Description	Original Unit Cost	Market Value	Interest Rate
Principal Portfolio - USD	BEAUMONT REF BDS 2021A PRNCIPAL ACCT	DC2598803	BEAUMONT CFD 93-1 IA7B 0.739% 9/1/24 CUSIP: DC2598803		0.00	0.0000
Principal Portfolio - USD	BEAUMONT REF BDS 2021A PRNCIPAL ACCT	DC2598811	BEAUMONT CFD 93-1 IA7B 1.034% 9/1/25 CUSIP: DC2598811		0.00	0.0000
Principal Portfolio - USD	BEAUMONT REF BDS 2021A PRNCIPAL ACCT	DC2598829	BEAUMONT CFD 93-1 IA7B 1.284% 9/1/26 CUSIP: DC2598829		0.00	0.0000
Principal Portfolio - USD	BEAUMONT REF BDS 2021A PRNCIPAL ACCT	DC2598837	BEAUMONT CFD 93-1 IA7B 1.544% 9/1/27 CUSIP: DC2598837		0.00	0.0000
Principal Portfolio - USD	BEAUMONT REF BDS 2021A PRNCIPAL ACCT	DC2598845	BEAUMONT CFD 93-1 IA7B 1.794% 9/1/28 CUSIP: DC2598845		0.00	0.0000
Principal Portfolio - USD	BEAUMONT REF BDS 2021A PRNCIPAL ACCT	DC2598852	BEAUMONT CFD 93-1 IA7B 1.947% 9/1/29 CUSIP: DC2598852		0.00	0.0000
Principal Portfolio - USD	BEAUMONT REF BDS 2021A PRNCIPAL ACCT	DC2598860	BEAUMONT CFD 93-1 IA7B 2.097% 9/1/30 CUSIP: DC2598860		0.00	0.0000
Principal Portfolio - USD	BEAUMONT REF BDS 2021A PRNCIPAL ACCT	DC2598878	BEAUMONT CFD 93-1 IA7B 2.197% 9/1/31 CUSIP: DC2598878		0.00	0.0000
Principal Portfolio - USD	BEAUMONT REF BDS 2021A PRNCIPAL ACCT	DC2598886	BEAUMONT CFD 93-1 IA7B 2.397% 9/1/32 CUSIP: DC2598886		0.00	0.0000
Principal Portfolio - USD	BEAUMONT REF BDS 2021A PRNCIPAL ACCT	DC2598894	BEAUMONT CFD 93-1 IA7B 2.500% 9/1/34 CUSIP: DC2598894		0.00	0.0000
Principal Portfolio - USD	BEAUMONT REF BDS 2021A PRNCIPAL ACCT	DC2598902	BEAUMONT CFD 93-1 IA7B 2.984% 9/1/39 CUSIP: DC2598902		0.00	0.0000
Principal Portfolio - USD	BEAUMONT REF BDS 2021A PRNCIPAL ACCT	DC2598910	BEAUMONT CFD 93-1 IA7C 0.265% 9/1/22 CUSIP: DC2598910		0.00	0.0000
Principal Portfolio - USD	BEAUMONT REF BDS 2021A PRNCIPAL ACCT	DC2598928	BEAUMONT CFD 93-1 IA7C 0.465% 9/1/23 CUSIP: DC2598928		0.00	0.0000
Principal Portfolio - USD	BEAUMONT REF BDS 2021A PRNCIPAL ACCT	DC2598936	BEAUMONT CFD 93-1 IA7C 0.739% 9/1/24 CUSIP: DC2598936		0.00	0.0000
Principal Portfolio - USD	BEAUMONT REF BDS 2021A PRNCIPAL ACCT	DC2598944	BEAUMONT CFD 93-1 IA7C 1.034% 9/1/25 CUSIP: DC2598944		0.00	0.0000
Principal Portfolio - USD	BEAUMONT REF BDS 2021A PRNCIPAL ACCT	DC2598951	BEAUMONT CFD 93-1 IA7C 1.284% 9/1/26 CUSIP: DC2598951		0.00	0.0000
Principal Portfolio - USD	BEAUMONT REF BDS 2021A PRNCIPAL ACCT	DC2598969	BEAUMONT CFD 93-1 IA7C 1.544% 9/1/27 CUSIP: DC2598969		0.00	0.0000
Principal Portfolio - USD	BEAUMONT REF BDS 2021A PRNCIPAL ACCT	DC2598977	BEAUMONT CFD 93-1 IA7C 1.794% 9/1/28 CUSIP: DC2598977		0.00	0.0000
Principal Portfolio - USD	BEAUMONT REF BDS 2021A PRNCIPAL ACCT	DC2598985	BEAUMONT CFD 93-1 IA7C 1.947% 9/1/29 CUSIP: DC2598985		0.00	0.0000
Principal Portfolio - USD	BEAUMONT REF BDS 2021A PRNCIPAL ACCT	DC2598993	BEAUMONT CFD 93-1 IA7C 2.097% 9/1/30 CUSIP: DC2598993		0.00	0.0000
Principal Portfolio - USD	BEAUMONT REF BDS 2021A PRNCIPAL ACCT	DC2599009	BEAUMONT CFD 93-1 IA7C 2.197% 9/1/31 CUSIP: DC2599009		0.00	0.0000
Principal Portfolio - USD	BEAUMONT REF BDS 2021A PRNCIPAL ACCT	DC2599017	BEAUMONT CFD 93-1 IA7C 2.397% 9/1/32 CUSIP: DC2599017		0.00	0.0000
Principal Portfolio - USD	BEAUMONT REF BDS 2021A PRNCIPAL ACCT	DC2599025	BEAUMONT CFD 93-1 IA7C 2.500% 9/1/34 CUSIP: DC2599025		0.00	0.0000
Principal Portfolio - USD	BEAUMONT REF BDS 2021A PRNCIPAL ACCT	DC2599033	BEAUMONT CFD 93-1 IA7C 2.984% 9/1/39 CUSIP: DC2599033		0.00	0.0000
TOTAL						
Principal Portfolio - USD					0.00	
					0.00	
Principal Portfolio - USD	BEAUMONT REF BDS 2021A COST ISSUANCE	1214580	US DOLLAR CURRENCY	1.0000	20,342.49	0.0000
TOTAL						
Principal Portfolio - USD					20,342.49	
					20,342.49	



Table of Contents

Executive Summary

- Portfolio Overview 3
- Maturity Distribution 4
- Rating Distribution 5
- Security Distribution – Market Value 6
- Security Distribution – Historical Cost 7

Supporting Reports

- Portfolio Holdings 8
- Transactions 10
- Income 11
- GASB 40 12
- Portfolio Activity Summary 14

Disclaimers

Relationship Management Team

Relationship Managers

Tom Tight | Managing Director

Direct: (407) 588-9391
 Mobile: (407) 765-0761
tom.tight@publictrustadvisors.com

John Grady | Managing Director

Direct: (407) 588-0525
 Mobile: (407) 701-8002
john.grady@publictrustadvisors.com

Portfolio Manager

Mark Creger | Director, Portfolio Management

Direct: (213) 545-7452
 Mobile: (323) 573-9529
mark.creger@publictrustadvisors.com

Manuel N. San Luis | Vice President, Portfolio Management

Direct: (213) 545-8605
 Mobile: (213) 509-3758
manuel.sanluis@publictrustadvisors.com



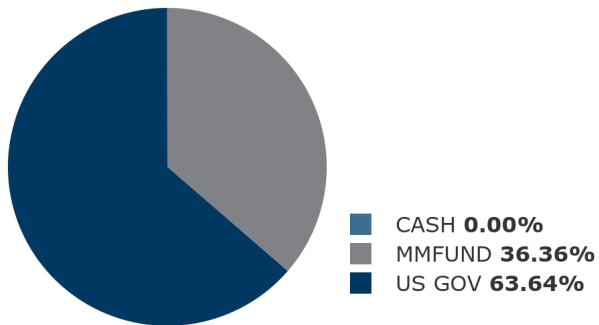
Portfolio Characteristics

	11/30/21	12/31/21
Duration		1.205
Years to Effective Maturity		1.213
Years to Final Maturity		1.213
Coupon Rate		0.144
Book Yield		0.379
Market Yield		0.443
Benchmark Yield		0.883

Portfolio Summary

Summary	11/30/21	12/31/21
Historical Cost	\$0.00	\$14,997,148.07
Book Value	0.00	14,999,556.94
Accrued Interest	0.00	4,313.32
Net Pending Transactions	0.00	37.09
Book Value Plus Accrued	\$0.00	\$15,003,907.36
Net Unrealized Gain/Loss	0.00	(18,063.84)
Market Value Plus Accrued	\$0.00	\$14,985,843.52

Asset Allocation



Income Summary

Period Income	Income
Interest Income	\$1,498.48
Net Amortization/ Accretion Income	2,408.87
Other Income/Expenses	0.01
Net Income	\$3,907.36

Detail may not add to total due to rounding.

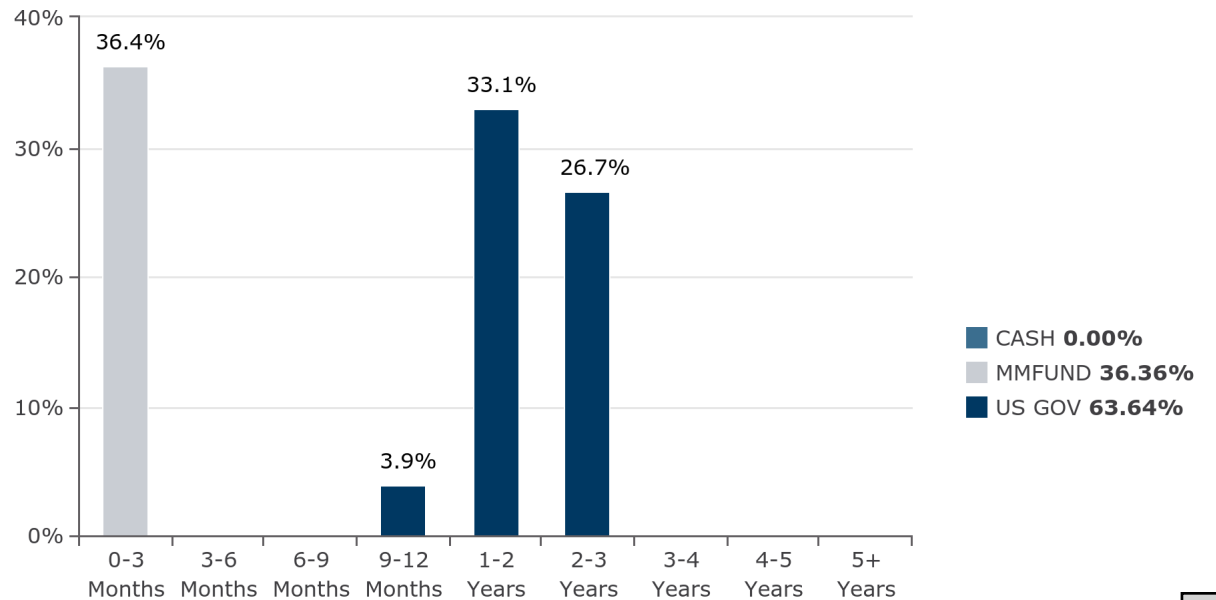
Maturity Distribution by Security Type

Security Distribution	0-3 Months	3-6 Months	6-9 Months	9-12 Months	1-2 Years	2-3 Years	3-4 Years	4-5 Years	5+ Years	Portfolio Total
CASH	\$37.09	--	--	--	--	--	--	--	--	\$37.09
MMFUND	5,448,609.19									5,448,609.19
US GOV				583,196.71	4,955,243.52	3,998,757.01				9,537,197.24
TOTAL	\$5,448,646.28	--	--	\$583,196.71	\$4,955,243.52	\$3,998,757.01	--	--	--	\$14,985,843.52

Top Ten Holdings

Issuer	Value
United States	63.64%
U.S. Bancorp	36.36%
(CCYUSD) UNITED STATES OF AMERICA	0.00%

Maturity Distribution by Type



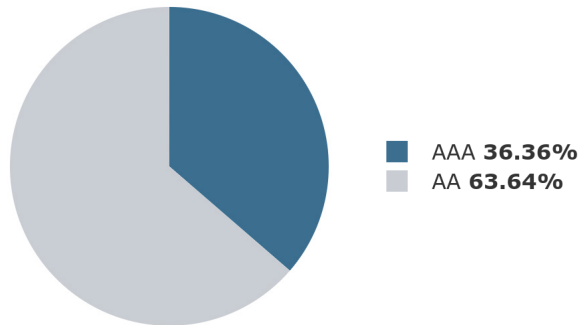
S&P Rating Distribution

S&P Rating Distribution	Dec 31, 2021 Ending Balance	Portfolio Allocation
Short Term Rating Distribution		
A-1+	\$0.00	0.00%
A-1		
A-2		
Total Short Term Ratings	\$0.00	0.00%
Long Term Rating Distribution		
AAA	\$5,448,646.28	36.36%
AA	\$9,537,197.24	63.64%
A		
Below A		
Not Rated		
Total Long Term Ratings	\$14,985,843.52	100.00%
Portfolio Total	\$14,985,843.52	100.00%

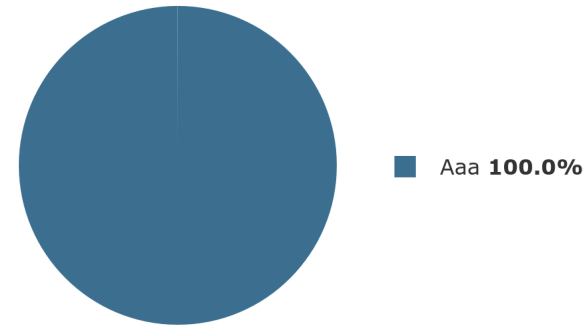
Moody's Rating Distribution

Moody's Rating Distribution	Dec 31, 2021 Ending Balance	Portfolio Allocation
Short Term Rating Distribution		
P-1	\$0.00	0.00%
P-2		
Total Short Term Ratings	\$0.00	0.00%
Long Term Rating Distribution		
Aaa	\$14,985,843.52	100.00%
Aa		
A		
Below A		
Not Rated		
Total Long Term Ratings	\$14,985,843.52	100.00%
Portfolio Total	\$14,985,843.52	100.00%

Allocation by Standard and Poor's Rating



Allocation by Moody's Rating



Market Value Basis Security Distribution

Security Distribution	Nov 30, 2021 Ending Balance	Nov 30, 2021 Portfolio Allocation	Dec 31, 2021 Ending Balance	Dec 31, 2021 Portfolio Allocation	Change in Allocation	Book Yield
Cash			\$37.09	0.00%	0.00%	0.00%
U.S. Treasury Notes			\$9,537,197.24	63.64%	63.64%	0.59%
Money Market Funds			\$5,448,609.19	36.36%	36.36%	0.01%
Portfolio Total			\$14,985,843.52	100.00%		0.38%

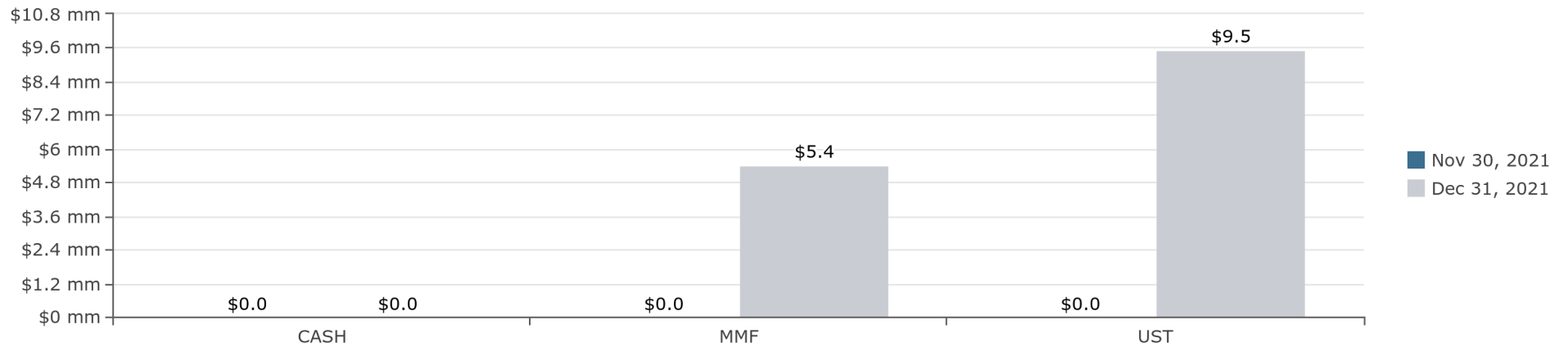
Asset Balance by Security Type



Historic Cost Basis Security Distribution

Security Distribution	Nov 30, 2021 Ending Balance	Nov 30, 2021 Portfolio Allocation	Dec 31, 2021 Ending Balance	Dec 31, 2021 Portfolio Allocation	Change in Allocation	Book Yield
Cash			\$37.09	0.00%	0.00%	0.00%
U.S. Treasury Notes			\$9,548,538.88	63.67%	63.67%	0.59%
Money Market Funds			\$5,448,609.19	36.33%	36.33%	0.01%
Portfolio Total			\$14,997,185.16	100.00%		0.38%

Asset Balance by Security Type



Portfolio Holdings

12/01/2021 to 12/31/2021

Description Identifier Coupon	Effective Maturity Final Maturity Duration	Trade Date Settle Date	Par Value	Original Cost Book Value	Market Value Market Price	MV + Accrued Accrued Balance	Net Unrealized Gain/Loss	% of Market Value	Callable Next Call Date	Book Yield YTM YTC	S&P Moody's
CASH								0.00%			
Receivable	12/31/21	--								0.00%	AAA
CCYUSD	12/31/21	--	37.09	\$37.09	\$37.09	\$37.09	\$0.00	0.00%	N	--	Aaa
0.00%	0.00	--		\$37.09	1.00	\$0.00			--	--	
CASH TOTAL	12/31/21	--	37.09	\$37.09	\$37.09	\$37.09	\$0.00	0.00%	N	0.00%	AAA
	12/31/21	--		\$37.09	1.00	\$0.00			--	--	Aaa
	0.00	--									
MMFUND								0.00%			
FIRST AMER:TRS OBG Y	12/31/21	--								0.01%	AAAm
31846V807	12/31/21	--	5,448,609.19	\$5,448,609.19	\$5,448,609.19	\$5,448,609.19	\$0.00	36.36%	N	--	Aaa
0.01%	0.00	--		\$5,448,609.19	1.00	\$0.00			--	--	
MMFUND TOTAL	12/31/21	--	5,448,609.19	\$5,448,609.19	\$5,448,609.19	\$5,448,609.19	\$0.00	36.36%	N	0.01%	AAAm
	12/31/21	--		\$5,448,609.19	1.00	\$0.00			--	--	Aaa
	0.00	--									
US GOV								0.00%			
UNITED STATES TREASURY	12/31/22	12/03/21								0.32%	AA+
91282CBD2	12/31/22	12/07/21	585,000.00	\$583,766.02	\$583,194.69	\$583,196.71	(\$650.63)	3.89%	N	0.43%	Aaa
0.12%	1.00			\$583,845.32	99.69	\$2.02			--	--	
UNITED STATES TREASURY	02/28/23	12/03/21								0.36%	AA+
91282CBN0	02/28/23	12/07/21	585,000.00	583,308.99	582,600.33	582,848.79	(803.02)	3.89%	N	0.48%	Aaa
0.12%	1.16			583,403.35	99.59	248.46			--	--	
UNITED STATES TREASURY	03/31/23	12/03/21								0.40%	AA+
91282CBU4	03/31/23	12/07/21	585,000.00	582,874.81	582,326.55	582,513.38	(659.18)	3.89%	N	0.49%	Aaa
0.12%	1.24			582,985.73	99.54	186.83			--	--	
UNITED STATES TREASURY	05/15/23	12/03/21								0.44%	AA+
91282ZP8	05/15/23	12/07/21	585,000.00	582,394.92	581,663.74	581,758.69	(855.46)	3.88%	N	0.54%	Aaa
0.12%	1.37			582,519.21	99.43	94.94			--	--	
UNITED STATES TREASURY	06/30/23	12/03/21								0.46%	AA+
91282CCK5	06/30/23	12/07/21	655,000.00	651,597.07	650,599.06	650,601.32	(1,147.27)	4.34%	N	0.58%	Aaa
0.12%	1.49			651,746.32	99.33	2.26			--	--	
UNITED STATES TREASURY	08/15/23	12/03/21								0.51%	AA+
91282CAF8	08/15/23	12/07/21	655,000.00	650,727.15	649,703.67	650,012.93	(1,196.89)	4.34%	N	0.63%	Aaa
0.12%	1.62			650,900.56	99.19	309.26			--	--	
UNITED STATES TREASURY	08/31/23	12/03/21								0.52%	AA+
91282CCU3	08/31/23	12/07/21	655,000.00	650,496.88	649,294.30	649,572.49	(1,380.71)	4.33%	N	0.65%	Aaa
0.12%	1.66			650,675.01	99.13	278.19			--	--	
UNITED STATES TREASURY	11/15/23	12/03/21								0.59%	AA+
91282CAW1	11/15/23	12/07/21	655,000.00	650,727.15	649,678.12	649,890.73	(1,199.90)	4.34%	N	0.69%	Aaa
0.25%	1.86			650,878.03	99.19	212.60			--	--	

Portfolio Holdings

12/01/2021 to 12/31/2021

Description Identifier Coupon	Effective Maturity Final Maturity Duration	Trade Date Settle Date	Par Value	Original Cost Book Value	Market Value Market Price	MV + Accrued Accrued Balance	Net Unrealized Gain/Loss	% of Market Value	Callable Next Call Date	Book Yield YTM YTC	S&P Moody's
UNITED STATES TREASURY 91282CBA8 0.12%	12/15/23 12/15/23 1.95	12/03/21 12/07/21	615,000.00	608,946.09 609,151.17	608,009.30 98.86	608,045.20 35.90	(1,141.87)	4.06%	N --	0.62% 0.71% --	AA+ Aaa
UNITED STATES TREASURY 91282CBM2 0.12%	02/15/24 02/15/24 2.11	12/03/21 12/07/21	615,000.00	607,937.11 608,157.83	607,072.04 98.71	607,362.41 290.37	(1,085.79)	4.05%	N --	0.65% 0.74% --	AA+ Aaa
UNITED STATES TREASURY 91282CBR1 0.25%	03/15/24 03/15/24 2.19	12/03/21 12/07/21	615,000.00	608,946.09 609,128.66	607,744.84 98.82	608,203.55 458.70	(1,383.81)	4.06%	N --	0.69% 0.79% --	AA+ Aaa
UNITED STATES TREASURY 91282CCC3 0.25%	05/15/24 05/15/24 2.36	12/03/21 12/07/21	615,000.00	607,720.90 607,925.37	606,735.63 98.66	606,935.25 199.62	(1,189.74)	4.05%	N --	0.74% 0.82% --	AA+ Aaa
UNITED STATES TREASURY 91282CCG4 0.25%	06/15/24 06/15/24 2.44	12/03/21 12/07/21	550,000.00	543,039.06 543,228.01	542,007.95 98.55	542,072.17 64.22	(1,220.06)	3.62%	N --	0.76% 0.85% --	AA+ Aaa
UNITED STATES TREASURY 91282CCT6 0.38%	08/15/24 08/15/24 2.60	12/03/21 12/07/21	550,000.00	544,048.83 544,200.34	542,867.05 98.70	543,646.09 779.04	(1,333.29)	3.63%	N --	0.78% 0.88% --	AA+ Aaa
UNITED STATES TREASURY 91282CCX7 0.38%	09/15/24 09/15/24 2.68	12/03/21 12/07/21	550,000.00	543,576.17 543,734.70	542,351.70 98.61	542,967.03 615.33	(1,383.00)	3.62%	N --	0.80% 0.90% --	AA+ Aaa
UNITED STATES TREASURY 91282CDH1 0.75%	11/15/24 11/15/24 2.83	12/03/21 12/07/21	550,000.00	548,431.64 548,468.15	547,034.95 99.46	547,570.52 535.57	(1,433.20)	3.65%	N --	0.85% 0.94% --	AA+ Aaa
US GOV TOTAL	11/27/23 11/27/23 1.89	12/03/21 12/07/21	9,620,000.00	\$9,548,538.88 \$9,550,947.75	\$9,532,883.92 99.10	\$9,537,197.24 \$4,313.32	(\$18,063.84)	63.64%	N --	0.59% 0.69% --	AA+ Aaa
PORTFOLIO TOTAL	03/19/23 03/19/23 1.21	-- --	15,068,646.28	\$14,997,185.16 \$14,999,594.03	\$14,981,530.20 63.43	\$14,985,843.52 \$4,313.32	(\$18,063.84)	100.00%	N --	0.38% 0.69% --	AA+ Aaa

Transactions

12/01/2021 to 12/31/2021

Item 3.

Description Identifier	Current Units	Type	Trade Date	Settle Date	Price	Principal	Realized Gain/Loss	Broker	Amount
UNITED STATES TREASURY 91282CAF8	655,000.00	Buy	12/03/21	12/07/21	99.348	\$650,727.15	\$0.00	RBC	(\$650,980.78)
UNITED STATES TREASURY 91282CCG4	550,000.00	Buy	12/03/21	12/07/21	98.734	543,039.06	0.00	Wells	(543,696.51)
UNITED STATES TREASURY 91282ZP8	585,000.00	Buy	12/03/21	12/07/21	99.555	582,394.92	0.00	CITIGROUP	(582,439.36)
UNITED STATES TREASURY 91282CBD2	585,000.00	Buy	12/03/21	12/07/21	99.789	583,766.02	0.00	Wells	(584,083.95)
UNITED STATES TREASURY 91282CCT6	550,000.00	Buy	12/03/21	12/07/21	98.918	544,048.83	0.00	RBC	(544,687.76)
UNITED STATES TREASURY 91282CCC3	615,000.00	Buy	12/03/21	12/07/21	98.816	607,720.90	0.00	CITIGROUP	(607,814.34)
UNITED STATES TREASURY 91282CCX7	550,000.00	Buy	12/03/21	12/07/21	98.832	543,576.17	0.00	Wells	(544,049.06)
UNITED STATES TREASURY 91282CCU3	655,000.00	Buy	12/03/21	12/07/21	99.313	650,496.88	0.00	Wells	(650,718.53)
UNITED STATES TREASURY 91282CBA8	615,000.00	Buy	12/03/21	12/07/21	99.016	608,946.09	0.00	Wells	(609,313.66)
UNITED STATES TREASURY 91282CDH1	550,000.00	Buy	12/03/21	12/07/21	99.715	548,431.64	0.00	Wells	(548,682.33)
UNITED STATES TREASURY 91282CBN0	585,000.00	Buy	12/03/21	12/07/21	99.711	583,308.99	0.00	Wells	(583,506.95)
UNITED STATES TREASURY 91282CBR1	615,000.00	Buy	12/03/21	12/07/21	99.016	608,946.09	0.00	CITIGROUP	(609,298.61)
UNITED STATES TREASURY 91282CBM2	615,000.00	Buy	12/03/21	12/07/21	98.852	607,937.11	0.00	RBC	(608,175.26)
UNITED STATES TREASURY 91282CAW1	655,000.00	Buy	12/03/21	12/07/21	99.348	650,727.15	0.00	CITIGROUP	(650,826.67)
UNITED STATES TREASURY 91282CCK5	655,000.00	Buy	12/03/21	12/07/21	99.480	651,597.07	0.00	Wells	(651,953.05)
UNITED STATES TREASURY 91282CBU4	585,000.00	Buy	12/03/21	12/07/21	99.637	582,874.81	0.00	CITIGROUP	(583,011.42)
Buy Total						\$9,548,538.88	\$0.00		(\$9,553,238.24)

Description Identifier	Final Maturity	Current Units	Interest Income	Realized Gain Realized Loss	Accretion Income	Amortization Expense	Misc Income	Net Income	Interest Received Interest Due
FIRST AMER:TRS OBG Y 31846V807	12/31/21	5,448,609.19	\$37.63	\$0.00 \$0.00	\$0.00	\$0.00	\$0.00	\$37.63	\$0.54 \$37.09
UNITED STATES TREASURY 91282ZP8	05/15/23	585,000.00	50.50	0.00 0.00	124.29	0.00	0.00	174.79	0.00 0.00
UNITED STATES TREASURY 91282CAF8	08/15/23	655,000.00	55.63	0.00 0.00	173.41	0.00	0.00	229.04	0.00 0.00
UNITED STATES TREASURY 91282CAW1	11/15/23	655,000.00	113.08	0.00 0.00	150.88	0.00	0.00	263.96	0.00 0.00
UNITED STATES TREASURY 91282CBA8	12/15/23	615,000.00	52.71	0.00 0.00	205.08	0.00	0.00	257.79	384.38 0.00
UNITED STATES TREASURY 91282CBD2	12/31/22	585,000.00	49.72	0.00 0.00	79.30	0.00	0.00	129.02	365.63 0.00
UNITED STATES TREASURY 91282CBM2	02/15/24	615,000.00	52.22	0.00 0.00	220.72	0.00	0.00	272.94	0.00 0.00
UNITED STATES TREASURY 91282CBN0	02/28/23	585,000.00	50.50	0.00 0.00	94.36	0.00	0.00	144.87	0.00 0.00
UNITED STATES TREASURY 91282CBR1	03/15/24	615,000.00	106.18	0.00 0.00	182.57	0.00	0.00	288.75	0.00 0.00
UNITED STATES TREASURY 91282CBU4	03/31/23	585,000.00	50.22	0.00 0.00	110.92	0.00	0.00	161.14	0.00 0.00
UNITED STATES TREASURY 91282CCC3	05/15/24	615,000.00	106.18	0.00 0.00	204.47	0.00	0.00	310.65	0.00 0.00
UNITED STATES TREASURY 91282CCG4	06/15/24	550,000.00	94.27	0.00 0.00	188.95	0.00	0.00	283.22	687.50 0.00
UNITED STATES TREASURY 91282CCK5	06/30/23	655,000.00	55.66	0.00 0.00	149.25	0.00	0.00	204.91	409.38 0.00
UNITED STATES TREASURY 91282CCT6	08/15/24	550,000.00	140.11	0.00 0.00	151.51	0.00	0.00	291.62	0.00 0.00
UNITED STATES TREASURY 91282CCU3	08/31/23	655,000.00	56.54	0.00 0.00	178.13	0.00	0.00	234.67	0.00 0.00
UNITED STATES TREASURY 91282CCX7	09/15/24	550,000.00	142.44	0.00 0.00	158.53	0.00	0.00	300.98	0.00 0.00
UNITED STATES TREASURY 91282CDH1	11/15/24	550,000.00	284.88	0.00 0.00	36.51	0.00	0.00	321.38	0.00 0.00
Receivable CCYUSD	12/31/21	37.09	0.00	0.00 0.00	0.00	0.00	0.00	0.00	0.00 0.00
Portfolio Total	03/19/23	15,068,646.28	\$1,498.48	\$0.00 \$0.00	\$2,408.87	\$0.00	\$0.00	\$3,907.36	\$1,847.43 \$37.09

Issuer Identifier	Security Type % of Market Value	Book Yield Market Yield	Duration	S&P Moody's	Effective Maturity Final Maturity	Current Units	Accrued	Book Value Book Value + Accrued	Market Value Market Value + Accrued
First American Funds, Inc. - Treasury Obligations Fund									
First American Funds, Inc. - Treasury Obligations Fund 31846V807	MMFUND 36.36%	0.01% 0.01%	0.00	AAAm Aaa	12/31/21 12/31/21	5,448,609.19	\$0.00	\$5,448,609.19 \$5,448,609.19	\$5,448,609.19 \$5,448,609.19
First American Funds, Inc. - Treasury Obligations Fund	36.36%	0.01% 0.01%	0.00	AAAm Aaa		5,448,609.19	\$0.00	\$5,448,609.19 \$5,448,609.19	\$5,448,609.19 \$5,448,609.19
United States Department of The Treasury									
United States Department of The Treasury 91282CBD2	US GOV 3.89%	0.32% 0.43%	1.00	AA+ Aaa	12/31/22 12/31/22	585,000.00	\$2.02	\$583,845.32 \$583,847.34	\$583,194.69 \$583,196.71
United States Department of The Treasury 91282CBN0	US GOV 3.89%	0.36% 0.48%	1.16	AA+ Aaa	02/28/23 02/28/23	585,000.00	248.46	583,403.35 583,651.82	582,600.33 582,848.79
United States Department of The Treasury 91282CBU4	US GOV 3.89%	0.40% 0.49%	1.24	AA+ Aaa	03/31/23 03/31/23	585,000.00	186.83	582,985.73 583,172.56	582,326.55 582,513.38
United States Department of The Treasury 91282ZP8	US GOV 3.88%	0.44% 0.54%	1.37	AA+ Aaa	05/15/23 05/15/23	585,000.00	94.94	582,519.21 582,614.15	581,663.74 581,758.69
United States Department of The Treasury 91282CCK5	US GOV 4.34%	0.46% 0.58%	1.49	AA+ Aaa	06/30/23 06/30/23	655,000.00	2.26	651,746.32 651,748.58	650,599.06 650,601.32
United States Department of The Treasury 91282CAF8	US GOV 4.34%	0.51% 0.63%	1.62	AA+ Aaa	08/15/23 08/15/23	655,000.00	309.26	650,900.56 651,209.82	649,703.67 650,012.93
United States Department of The Treasury 91282CCU3	US GOV 4.33%	0.52% 0.65%	1.66	AA+ Aaa	08/31/23 08/31/23	655,000.00	278.19	650,675.01 650,953.20	649,294.30 649,572.49
United States Department of The Treasury 91282CAW1	US GOV 4.34%	0.59% 0.69%	1.86	AA+ Aaa	11/15/23 11/15/23	655,000.00	212.60	650,878.03 651,090.63	649,678.12 649,890.73
United States Department of The Treasury 91282CBA8	US GOV 4.06%	0.62% 0.71%	1.95	AA+ Aaa	12/15/23 12/15/23	615,000.00	35.90	609,151.17 609,187.07	608,009.30 608,045.20
United States Department of The Treasury 91282CBM2	US GOV 4.05%	0.65% 0.74%	2.11	AA+ Aaa	02/15/24 02/15/24	615,000.00	290.37	608,157.83 608,448.20	607,072.04 607,362.41

Issuer Identifier	Security Type % of Market Value	Book Yield Market Yield	Duration	S&P Moody's	Effective Maturity Final Maturity	Current Units	Accrued	Book Value Book Value + Accrued	Market Value Market Value + Accrued
United States Department of The Treasury 91282CBR1	US GOV 4.06%	0.69% 0.79%	2.19	AA+ Aaa	03/15/24 03/15/24	615,000.00	458.70	609,128.66 609,587.36	607,744.84 608,203.55
United States Department of The Treasury 91282CCC3	US GOV 4.05%	0.74% 0.82%	2.36	AA+ Aaa	05/15/24 05/15/24	615,000.00	199.62	607,925.37 608,124.99	606,735.63 606,935.25
United States Department of The Treasury 91282CCG4	US GOV 3.62%	0.76% 0.85%	2.44	AA+ Aaa	06/15/24 06/15/24	550,000.00	64.22	543,228.01 543,292.23	542,007.95 542,072.17
United States Department of The Treasury 91282CCT6	US GOV 3.63%	0.78% 0.88%	2.60	AA+ Aaa	08/15/24 08/15/24	550,000.00	779.04	544,200.34 544,979.38	542,867.05 543,646.09
United States Department of The Treasury 91282CCX7	US GOV 3.62%	0.80% 0.90%	2.68	AA+ Aaa	09/15/24 09/15/24	550,000.00	615.33	543,734.70 544,350.04	542,351.70 542,967.03
United States Department of The Treasury 91282CDH1	US GOV 3.65%	0.85% 0.94%	2.83	AA+ Aaa	11/15/24 11/15/24	550,000.00	535.57	548,468.15 549,003.71	547,034.95 547,570.52
United States Department of The Treasury	63.64%	0.59% 0.69%	1.89	AA+ Aaa		9,620,000.00	\$4,313.32	\$9,550,947.75 \$9,555,261.08	\$9,532,883.92 \$9,537,197.24
Portfolio Total	100.00%	0.38% 0.44%	1.21	AA+ Aaa	03/19/23 03/19/23	15,068,609.19	\$4,313.32	\$14,999,556.94 \$15,003,870.27	\$14,981,493.10 \$14,985,806.43

Portfolio Activity Summary

12/01/2021 to 12/31/2021

Item 3.

Description Identifier	Security Type Final Maturity	Beginning Original Cost Beginning Market Value Beginning Book Value	Purchases Purchased	Accrued	Sales Disposed	Accrued	Maturities Paydowns	Interest Received Transfers	Realized Gain/Loss Unrealized Gain/Loss	Ending Original Cost Ending Market Value Ending Book Value
Cash	CASH	\$0.00								\$0.00
CCYUSD	12/31/21	\$0.00		\$0.00		\$0.00		\$0.00	\$0.00	\$0.00
		\$0.00		\$0.00		\$0.00		\$15,000,000.00	\$0.00	\$0.00
Receivable	CASH	0.00		0.00		0.00		0.00	0.00	37.09
CCYUSD	12/31/21	0.00		0.00		0.00		0.00	0.00	37.09
		0.00		0.00		0.00		0.00	0.00	37.09
FIRST AMER:TRS OBG Y	MMFUND	0.00	15,001,847.43		(9,553,238.24)		0.54	0.00	0.00	5,448,609.19
31846V807	12/31/21	0.00	0.00		0.00		0.00	0.00	0.00	5,448,609.19
		0.00								5,448,609.19
UNITED STATES TREASURY	US GOV	0.00	583,766.02		0.00		365.63	0.00	0.00	583,766.02
91282CBD2	12/31/22	0.00	(317.93)		0.00		0.00	(650.63)		583,194.69
		0.00								583,845.32
UNITED STATES TREASURY	US GOV	0.00	583,308.99		0.00		0.00	0.00	0.00	583,308.99
91282CBN0	02/28/23	0.00	(197.96)		0.00		0.00	(803.02)		582,600.33
		0.00								583,403.35
UNITED STATES TREASURY	US GOV	0.00	582,874.81		0.00		0.00	0.00	0.00	582,874.81
91282CBU4	03/31/23	0.00	(136.61)		0.00		0.00	(659.18)		582,326.55
		0.00								582,985.73
UNITED STATES TREASURY	US GOV	0.00	582,394.92		0.00		0.00	0.00	0.00	582,394.92
912828ZP8	05/15/23	0.00	(44.44)		0.00		0.00	(855.46)		581,663.74
		0.00								582,519.21
UNITED STATES TREASURY	US GOV	0.00	651,597.07		0.00		409.38	0.00	0.00	651,597.07
91282CCK5	06/30/23	0.00	(355.98)		0.00		0.00	(1,147.27)		650,599.06
		0.00								651,746.32
UNITED STATES TREASURY	US GOV	0.00	650,727.15		0.00		0.00	0.00	0.00	650,727.15
91282CAF8	08/15/23	0.00	(253.63)		0.00		0.00	(1,196.89)		649,703.67
		0.00								650,900.56
UNITED STATES TREASURY	US GOV	0.00	650,496.88		0.00		0.00	0.00	0.00	650,496.88
91282CCU3	08/31/23	0.00	(221.65)		0.00		0.00	(1,380.71)		649,294.30
		0.00								650,675.01
UNITED STATES TREASURY	US GOV	0.00	650,727.15		0.00		0.00	0.00	0.00	650,727.15
91282CAW1	11/15/23	0.00	(99.52)		0.00		0.00	(1,199.90)		649,678.12
		0.00								650,878.03
UNITED STATES TREASURY	US GOV	0.00	608,946.09		0.00		384.38	0.00	0.00	608,946.09
91282CBA8	12/15/23	0.00	(367.57)		0.00		0.00	(1,141.87)		608,009.30
		0.00								609,151.17
UNITED STATES TREASURY	US GOV	0.00	607,937.11		0.00		0.00	0.00	0.00	607,937.11
91282CBM2	02/15/24	0.00	(238.15)		0.00		0.00	(1,085.79)		607,072.04
		0.00								608,157.83

Portfolio Activity Summary

12/01/2021 to 12/31/2021

Description Identifier	Security Type Final Maturity	Beginning Original Cost Beginning Market Value Beginning Book Value	Purchases Purchased	Accrued	Sales Disposed	Accrued	Maturities Paydowns	Interest Received Transfers	Realized Gain/Loss Unrealized Gain/Loss	Ending Original Cost Ending Market Value Ending Book Value
UNITED STATES TREASURY 91282CBRI	US GOV 03/15/24	0.00 0.00 0.00	608,946.09 (352.52)		0.00 0.00		0.00 0.00	0.00 0.00	0.00 (1,383.81)	608,946.09 607,744.84 609,128.66
UNITED STATES TREASURY 91282CCC3	US GOV 05/15/24	0.00 0.00 0.00	607,720.90 (93.44)		0.00 0.00		0.00 0.00	0.00 0.00	0.00 (1,189.74)	607,720.90 606,735.63 607,925.37
UNITED STATES TREASURY 91282CCG4	US GOV 06/15/24	0.00 0.00 0.00	543,039.06 (657.45)		0.00 0.00		0.00 0.00	687.50 0.00	0.00 (1,220.06)	543,039.06 542,007.95 543,228.01
UNITED STATES TREASURY 91282CCT6	US GOV 08/15/24	0.00 0.00 0.00	544,048.83 (638.93)		0.00 0.00		0.00 0.00	0.00 0.00	0.00 (1,333.29)	544,048.83 542,867.05 544,200.34
UNITED STATES TREASURY 91282CCX7	US GOV 09/15/24	0.00 0.00 0.00	543,576.17 (472.89)		0.00 0.00		0.00 0.00	0.00 0.00	0.00 (1,383.00)	543,576.17 542,351.70 543,734.70
UNITED STATES TREASURY 91282CDHI	US GOV 11/15/24	0.00 0.00 0.00	548,431.64 (250.69)		0.00 0.00		0.00 0.00	0.00 0.00	0.00 (1,433.20)	548,431.64 547,034.95 548,468.15
Portfolio Total		\$0.00 \$0.00 \$0.00	\$24,550,386.31 (\$4,699.36)		(\$9,553,238.24) \$0.00		\$0.00 \$0.00	\$1,847.43 \$15,000,000.00	\$0.00 (\$18,063.84)	\$14,997,185.16 \$14,981,530.20 \$14,999,594.03

This information is for the sole purposes of the client and is not intended to provide specific advice or recommendations. Please review the contents of this information carefully. Should you have any questions regarding the information presented, calculation methodology, investment portfolio, security detail, or any other facet of this information, please feel free to contact us.

Public Trust Advisors, LLC (Public Trust) statements and reports are intended to detail our investment advisory activity as well as the activity of any client accounts managed by Public Trust. The custodian bank maintains the control of assets and executes and settles all investment transactions. The custodian statement is the official record of security and cash holdings transactions. Public Trust recognizes that clients may use these reports to facilitate record keeping; therefore, it is recommended that the client reconcile this information with their custodian bank statement. Many custodians use a settlement date basis that may result in the need to reconcile due to a timing difference. The underlying market value, amortized cost, and accrued interest may differ between the custodian and this statement or report. This can be attributable to differences in calculation methodologies and pricing sources used. Please contact your relationship manager or call us at (855) 395-3954 with questions regarding your account.

Public Trust does not have the authority to withdraw funds from or deposit funds to the custodian. Our clients retain responsibility for their internal accounting policies, implementing and enforcing internal controls, and generating ledger entries or otherwise recording transactions. The total market value represents prices obtained from various sources; it may be impacted by the frequency at which prices are reported, and such prices are not guaranteed. Prices received from pricing vendors are generally based on current market quotes but when such quotes are not available, the pricing vendors use a variety of techniques to estimate value. These estimates, particularly for fixed-income securities, may be based on certain minimum principal amounts (e.g. \$1 million) and may not reflect all the factors that affect the value of the security including liquidity risk. The prices provided are not firm bids or offers. Certain securities may reflect N/A or unavailable where the price for such security is generally not available from a pricing source. The market value of a security, including those priced at par value, may differ from its purchase price and may not closely reflect the value at which the security may be sold or purchased based on various market factors. The securities in this investment portfolio, including shares of mutual funds, are not guaranteed or otherwise protected by Public Trust, the FDIC (except for certain non-negotiable certificates of deposit), or any government agency unless specifically stated otherwise.

Clients may be permitted to establish one or more unmanaged accounts for the purposes of client reporting. Public Trust defines an unmanaged account as one where the investment direction remains the sole responsibility of the client rather than the Investment Manager. These accounts do not receive ongoing supervision and monitoring services. The Investment Manager does not make any investment recommendations and may not charge a fee for reporting on these accounts. The primary purpose for this service is to include unmanaged accounts owned by the client in the performance reports provided by the Investment Manager. The Investment Manager assumes no liability for the underlying performance of any unmanaged accounts or assets, and it is the client's sole responsibility for the accuracy or correctness of any such performance.

Beginning and ending balances are based on market value plus accrued interest on a trade date basis. Statements and reports made available to the end user either from Public Trust or through the online reporting platform may present information and portfolio analytics using various optional methods including, but not limited to, historical cost, amortized cost, and market value. All information is assumed to be correct, but the accuracy has not been confirmed and therefore is not guaranteed to be correct. Information is obtained from third party sources that may or may not be verified. The data in this report is unaudited and is only applicable for the date denoted on the report. Market values may change day-to-day based on numerous circumstances such as trading volume, news released about the underlying issuer, issuer performance, etc. Underlying market values may be priced via numerous aspects as certain securities are short term in nature and not readily traded. Performance results are shown net of all fees and expenses and reflect the reinvestment of dividends and other earnings.

Many factors affect performance including changes in market conditions and interest rates and in response to other economic, political, or financial developments. Investment involves risk including the possible loss of principal. No assurance can be given that the performance objectives of a given strategy will be achieved. Past performance is no guarantee of future results. Any financial and/or investment decision may incur losses.

The investment advisor providing these services is Public Trust Advisors, LLC, an investment adviser registered with the U.S. Securities and Exchange Commission (SEC) under the Investment Advisers Act of 1940, as amended. Registration with the SEC does not imply a certain level of skill or training. Public Trust is required to maintain a written disclosure brochure of our background and business experience. If you would like to receive a copy of our current disclosure brochure, Privacy Policy, or Code of Ethics, please contact us.



Contact

Regional Office
550 S. Hope Street, Suite 560
Angeles

Headquarters
717 17th Street, Suite 1850
Denver, CO 80202



Staff Report

TO: Finance and Audit Committee Members
FROM: Jennifer Ustation, Finance Director
DATE: January 10, 2022
SUBJECT: **Review of Draft FY2021 Report of Internal Control Over Financial Reporting**

Background and Analysis:

On December 20, 2021, City staff presented the Finance and Audit Committee with a draft of the FY2021 Annual Comprehensive Report (ACFR). As a part of the audit process, the City's current audit firm, Rogers, Anderson, Malody and Scott LLP (RAMS), will also complete a report on internal control over financial reporting, compliance and other matters based on an audit of financial statements in accordance with Government Auditing Standards. The draft report on internal control over financial reporting has been included with this report as Attachment A.

The auditors consider the City's internal control over financial reporting (internal control) as a basis for designing audit procedures that are appropriate in the circumstances for the purpose of expressing their opinions on the financial statements, but not for the purpose of expressing an opinion on the effectiveness of the City's internal control. Within this report the auditors will identify any deficiencies encountered while testing the internal control over financial reporting.

A deficiency in internal controls exists when the design or operation of control does not allow management or employees to prevent or detect and correct misstatements on a timely basis. There are two types of deficiencies, a material weakness and a significant deficiency. A material weakness is a deficiency that a material misstatement of the City's financial statements will not be prevented or detected and corrected on a timely basis. A significant deficiency is a deficiency in internal control that is less severe than a material weakness.

During FY2021, RAMS identified 2 new significant deficiencies, one was related to segregation of duties and the other was on adherence to the investment policy. There were two carryover deficiencies that addressed one deficiency as having been corrected and the other that had not been corrected since the last audit. In the draft

report that is provided it will be noted by management that the two new deficiencies have been addressed and new procedures and reporting have been implemented. The carryover finding has also been addressed and is in the process of correction.

Recommended Action:

Recommend the FY2021 Report on Internal Control Over Financial Reporting be forwarded to the City Council for consideration once in final form.

Attachments:

- A. FY2021 Draft Report on Internal Control Over Financial Reporting

**REPORT ON INTERNAL CONTROL OVER FINANCIAL REPORTING
AND ON COMPLIANCE AND OTHER MATTERS BASED ON AN
AUDIT OF FINANCIAL STATEMENTS PERFORMED IN
ACCORDANCE WITH GOVERNMENT AUDITING STANDARDS**

Independent Auditor's Report

To the Honorable City Council
City of Beaumont

We have audited, in accordance with auditing standards generally accepted in the United States of America and the standards applicable to financial audits contained in *Government Auditing Standards* issued by the Comptroller General of the United States, the financial statements of the governmental activities, business-type activities, each major fund, and the aggregate remaining fund information of the City of Beaumont (the City) as of and for the year ended June 30 2021, and the related notes to the financial statements, which collectively comprise the City's basic financial statements, and have issued our report thereon dated **January xx, 2022**.

Internal Control over Financial Reporting

In planning and performing our audit of the financial statements, we considered the City's internal control over financial reporting (internal control) as a basis for designing audit procedures that are appropriate in the circumstances for the purpose of expressing our opinions on the financial statements, but not for the purpose of expressing an opinion on the effectiveness of the City's internal control. Accordingly, we do not express an opinion on the effectiveness of the City's internal control.

Our consideration of internal control over financial reporting was for the limited purpose described in the preceding paragraph and was not designed to identify all deficiencies in internal control over financial reporting that might be material weaknesses or significant deficiencies and therefore, material weaknesses or significant deficiencies may exist that have not been identified. However, as described in the accompanying *Schedule of Findings*, we identified certain deficiencies in internal control that we consider to be significant deficiencies.

A *deficiency in internal control* exists when the design or operation of a control does not allow management or employees in the normal course of performing their assigned functions, to prevent, or detect and correct misstatements on a timely basis. A *material weakness* is a deficiency, or a combination of deficiencies, in internal control, such that there is a reasonable possibility that a material misstatement of the City's financial statements will not be prevented, or detected and corrected on a timely basis. A *significant deficiency* is a deficiency, or a combination of deficiencies, in internal control that is less severe than a material weakness, yet important enough to merit attention by those charged with governance. We identified deficiencies in internal control over financial reporting, described in the accompanying *Schedule of Findings* as items 2021-001, 2021-002, and 2021-003 that we consider to be significant deficiencies.

Compliance and Other Matters

As part of obtaining reasonable assurance about whether the City's financial statements are free from material misstatement, we performed tests of its compliance with certain provisions of laws, regulations, contracts, and grant agreements, noncompliance with which could have a direct and material effect on the determination of financial statement amounts. However, providing an opinion on compliance with those provisions was not an objective of our audit and, accordingly, we do not express such an opinion. The results of our tests disclosed no instances of noncompliance or other matters that are required to be reported under *Government Auditing Standards*.

City of Beaumont's Response to Findings

The City of Beaumont's response to the findings identified in our audit is described in the accompanying *Schedule of Findings*. The City of Beaumont's response was not subjected to the auditing procedures applied in the audit of the financial statements and, accordingly, we express no opinion on it.

Purpose of this Report

The purpose of this report is solely to describe the scope of our testing of internal control and compliance and the results of that testing, and not to provide an opinion on the effectiveness of the City's internal control or on compliance. This report is an integral part of an audit performed in accordance with *Government Auditing Standards* in considering the City's internal control and compliance. Accordingly, this communication is not suitable for any other purpose.

Rogers, Anderson, Malody & Scott, LLP.

San Bernardino, California
January xx, 2022

**Schedule of Findings
Year Ended June 30, 2021**

A. Current Year Findings**Finding 2021-001 – Overhead Cost Allocation**Condition:

The City allocates certain General Fund costs (administration, maintenance, etc.) to the Sewer Enterprise, Gas Tax, Transit Enterprise, and the Community Facilities District (CPD) Fund. The amounts are based on calculations included in schedules maintained by the Finance Department. Currently, the City is not allocating and recovering any of its indirect costs to federal (or state) grants. While the City completed a cost allocation study in April 2016 and has implemented the cost allocation of administrative costs to the various funds within the City, the City has not had a formal Cost Allocation Plan performed for charging of its costs to federally funded projects.

This finding was previously reported in 2019 as finding 2019-002 and in 2018 as finding 2018-007 – Overhead Cost Allocation.

Criteria:

Cost allocation plan methodologies should be thoroughly documented for transparency purposes, and updates to the plans should be done periodically in accordance with best practices.

Cause:

The City does have a formal cost allocation plan to allocate internal costs, and the plan developed internally is not sufficient to claim indirect costs against federal (and state) grant programs.

Effect:

The City could potentially be utilizing allocation methods which result in either less administrative costs or excessive administrative costs being allocated than would be allowable if detailed cost allocation studies were performed on a periodic basis, and in accordance with federal grant requirements. Costs that could be reimbursable from other than local sources may be able to be claimed if adequately supported. For federal awards, the City may elect to use the 10 percent of Modified Total Direct Cost (MTDC) de Minimis indirect rate to recover indirect costs as part of your federal grant budgets. If the City elects to use the 10 percent de Minimis rate, the Uniform Guidance requires that the City use Modified Total Direct Costs as the cost base. MTDC means all direct salaries and wages, applicable fringe benefits, materials and supplies, services, travel, and up to the first \$25,000 of each sub award (regardless of the period of performance of the sub awards under the award).

Recommendation:

We recommend the City perform a full cost allocation study of administrative costs to ensure the detailed methodology for the allocation of administrative costs is reasonable and appropriate, based on the current circumstances, and that the methodology is clearly defined and documented. A plan should be prepared in accordance with the Uniform Guidance in the event the City wishes to allocate and claim the indirect costs against federal (and state) grant programs. Due to the complexity involved in developing a well-supported and reasonable indirect cost plan, the City should evaluate the cost of outsourcing this study as opposed to the use of internal staff time.

**Schedule of Findings
Year Ended June 30, 2021**

A. Current Year Findings (continued)

Finding 2021-001 - Overhead Cost Allocation (continued)

Management's Response:

While the City completed a cost allocation study in April 2016 and has implemented the cost allocation of administrative cost to the various funds within the city, further work is necessary to fully comply with this recommendation. The City issued an RFP for a Full Cost Allocation Plan on September 28, 2021 and approved a contract with a consultant to provide the City with a Cost Allocation Plan for use beginning FY2023.

Finding 2021-002 – Billings - Segregation of Duties

Criteria:

During our audit, we noted the customer service counter representative collects payments for wastewater, records them into the billing system, and reconciles/approve them before posting into the general ledger.

Condition and Context:

During the audit, lack of segregation of duties was noted in the cash receipt billings process. The Customer Service Counter representative collects payments for wastewater, records them into the billing system, and reconciles/approve them before posting into the general ledger.

Effect:

Lack of segregation of duties related to the cash receipt billing process could result in erroneous, fictitious and or fraudulent cash receipts.

Recommendation:

We recommend that the Finance Department segregate the responsibilities for the collection of cash receipts, the recording of cash receipts into the billing system and the reconciliation of cash receipts to the general ledger.

Management Response to Finding:

Beginning in May 2021, the process for billing was changed to add in a layer of approval. The new process has the customer service counter running billing and the supervisor approves the billing through Info Send for the bills to be completed and mailed. Whoever is running the billing no longer approves the final documents. Finance completes all postings to the general ledger.

**Schedule of Findings
Year Ended June 30, 2021**

A. Current Year Findings (continued)

Finding 2021-003 – Adherence to Investment Policy

Criteria:

Per the City’s investment policy, the City treasurer is required to report quarterly reports to City Council with specific details as documented per the City’s investment policy.

Condition and Context:

During the audit, we noted that the City Treasurer was not reporting quarterly reports to City Council for the entire fiscal year 2021.

Effect:

The purpose of the adoption of an established investment policy is to set forth the overall investment philosophy of the City as decided by its governing board. The policy should be guiding rule and it should be followed without exception.

Recommendation:

We recommend that the Finance Department take steps to inform its City Treasurer of these discrepancies and that the investment policy is to be followed as it is stated. A copy of the investment policy should be provided to the City Treasurer with written correspondence of these matters. An investment policy is a very effective means of protecting the assets of the City, and we suggest that a procedure be implemented to be certain that it is carried out.

Management Response to Finding:

The City approved a contract for investment advisor services on February 16, 2021, and the City Council approved an amended investment policy on May 18, 2021. On August 9, 2021, City staff presented to the Finance and Audit Committee the FY2020-2021 4th Quarter Pooled Cash Investment Report which was then received and filed by the City Council on August 17, 2021. City staff has since included all Trustee accounts within the quarterly reports to encompass all investments held by the City.

City of Beaumont

Schedule of Findings
Year Ended June 30, 2021

B. Prior Year Findings

Findings 2020-004 Segregation of Duties for Business Licenses Process

Status:

Corrected

Findings 2020-005 Overhead Cost Allocation

Status:

Finding has not been implemented. See repeat finding at 2021-001.



Staff Report

TO: Finance and Audit Committee Members
FROM: Jennifer Ustation, Finance Director
DATE: January 10, 2022
SUBJECT: Pension Funding Policy and Investment Strategy for PARS 115 Trust

Background and Analysis:

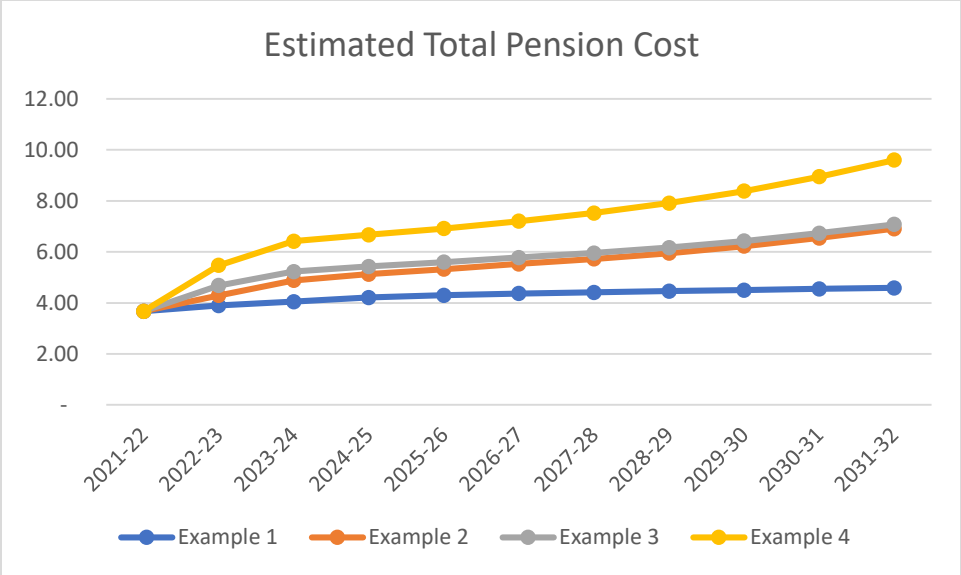
On September 21, 2021, City Council was presented with an update on CalPERS which discussed the current unfunded liability, the recent trigger of CalPERS Funding Risk Mitigation Policy and where CalPERS was in their current Asset Liability Management Process. City Council directed City staff to research pension 115 trust options, model financial scenarios and create a pension funding policy.

On December 7, 2021, City Council approved to establish a pension 115 trust with Public Agency Retirement Services (PARS). The next steps in the process were to model financial scenarios and provide City Council with options on a funding policy with a recommendation from the Finance and Audit Committee to fund the trust. Once the funding policy and investment strategy have been chosen, PARS will provide an investment policy tailored to the chosen investment strategy for the Finance and Audit Committee to review and recommend to City Council for approval.

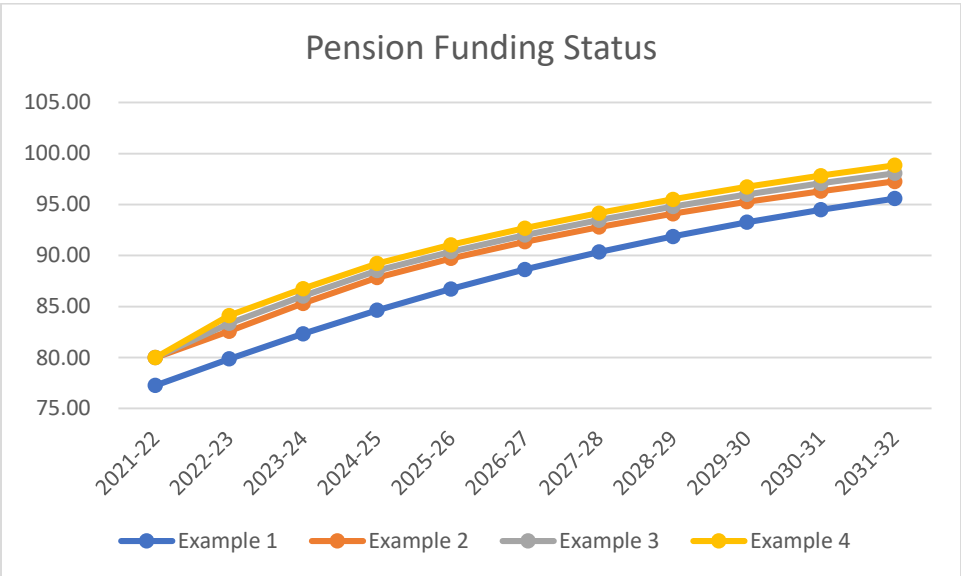
Pension Funding Policy Examples

Provided as Attachment A is a funding policy matrix. The matrix provides what the City is currently required to do through CalPERS (example 1) which then builds to add an extra layer of funding level. The matrix addresses time frame, funding components, allowable uses of funding components, service delivery outcomes and fiscal impact. The City is currently 75.7% funded as of June 30, 2020, valuation.

The cost to the City for each layer of funding level has been modeled to each example in the matrix. These costs are estimates as the actual results of scenarios are unknown at this point. Once the policy is put in place it will be prudent to evaluate results every year to determine if the costs outweigh the results.



The overall pension funding status will vary based on the actual inputs into the system. City staff has modeled the scenarios that have been provided to determine the estimated pension funding status based off of the scenarios provided.

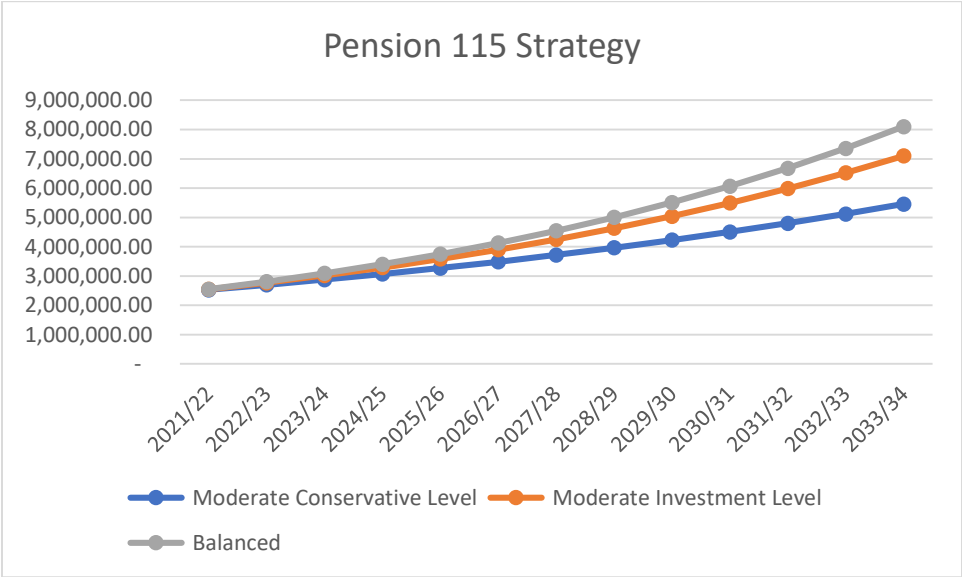


Pension 115 Trust Investment Strategy

PARS provides five (5) different strategy options with each option being either an active or passive approach. An active approach allows for actively buying and selling assets in the anticipation of making profits and outperforming a benchmark. A passive approach is a long-term strategy in which investors buy and hold a diversified mix of assets in an effort to match, not beat the market. City staff has modeled out three of the five options

with potential scenarios based on the five-year return for each of the strategies at an active level.

<u>Strategy</u>	<u>Equity %</u>	<u>Fixed Income</u>	<u>Cash</u>
Moderate Conservative	20-40%	50-80%	0-20%
Moderate	40-60%	40-60%	0-20%
Balanced	50-70%	30-50%	0-20%



City Staff Recommendations

City staff recommends starting with Example 2 for the funding policy with an active moderate investment strategy. Example 2 has shown to have a target funding level of 85% with a minimum funding level of 80% and maximum level of 100%. Steps will be taken during the budget process to determine if Example 3 could be implemented without impacting service delivery. Costs of this funding policy could be reduced, should the pension 115 trust outperform the model. Providing an active approach will potentially allow the investments earnings to outperform the benchmark therefore reducing the amount needed to be appropriated to the trust.

Recommended Action:

Discuss pension funding policy and investment strategy and provide recommendation for City Council.

Attachments:

- A. Pension Funding Policy Matrix
- B. HighMark Portfolio Performance Reports as of September 30, 2021

Pension Funding Policy Examples				
Pension Funding Policy Elements	Example 1: CalPERS (Baseline)	Example 2: Lower Funding Target	Example 3: Medium Funding Target	Example 4: Higher Funding Target
% Funded Goal (Range)	100%, no lower element of range	80%-100%; Target of 85%	80% - 100%; Target of 95%	90% - 100%+; Target of 100%+
Time Frame	30 years	Within 10 years	Within 10 years	Within 10 years
Funding Components	Normal Cost (NC) calculated at 7.0% Discount Rate	(+) Contribute \$2.5m identified to 115 Trust	(+) Identify funding for the pension obligation through budget	(+) Recalculate the NC with 6% DR
	Changes in actuarial assumptions amortized over 20 years	(+) Using a more conservative discount rate (DR) 6.5% for calculation of normal cost	(+) Amend Reserve Policy, 50% excess BSR can be allocated for pension costs (all funds contribute a commensurate amount)	(+) Amend existing BSR policy, 100% excess BSR allocated for pension costs (all funds contribute a commensurate amount)
	UAL amortized over 30 years for gains/losses; calculated at 7% Discount Rate (20 years beginning 6/30/2021)			

<p>Allowable Uses of Funding Components</p>	<p>NC covers pay-go portion ; UAL portion pays off unfunded liability in 30 years if CalPERS investment returns met</p>	<p>(+) Reach one-year of funding for CalPERS ADC in 115 Trust Fund (invest moderately); subsequent proactive funding to CalPERS as ADP</p>	<p>(+) Fresh start in concept for the Safety group, beginning in a target year</p>	<p>(-) Contractual Fresh Start for the Safety group beginning in a target year in-leiu of fresh start in concept</p>
<p>Service Delivery Outcomes</p>	<p>Continue services throughout the City including the ability to keep up with cost of doing business as well as limited strategic investments.</p>	<p>Continue current service levels, limitations on additional service delivery including an ability to keep up with the cost of doing business. Prioritization would continue to be necessary annually through the budget process.</p>	<p>(+) City Manager to identify plan to address additional contributions to pension as part of annual budget process/ (+) Impacts on service delivery and/or structural additional revenue</p>	<p>(+) Significant adverse impacts on service delivery levels; additional revenue</p>
<p>Fiscal Impact</p>	<p>Approx \$4.05m total pension cost for FY24</p>	<p>Approx \$4.41m total pension cost for FY24</p>	<p>Approx \$5.23m total pension cost for FY24</p>	<p>Approx \$6.42m total pension cost for FY24</p>
<p>(+) Indicates that this is in addition to the step to the left while (-) indicates that this is instead of the step to the left.</p>				

PARS DIVERSIFIED PORTFOLIOS MODERATELY CONSERVATIVE

Q3 2021

WHY THE PARS DIVERSIFIED MODERATELY CONSERVATIVE PORTFOLIO?

Comprehensive Investment Solution

HighMark® Capital Management, Inc.'s (HighMark) diversified investment portfolios are designed to balance return expectations with risk tolerance. Key features include: sophisticated asset allocation and optimization techniques, four layers of diversification (asset class, style, manager, and security), access to rigorously screened, top tier money managers, flexible investment options, and experienced investment management.

Rigorous Manager Due Diligence

Our manager review committee utilizes a rigorous screening process that searches for investment managers and styles that have not only produced above-average returns within acceptable risk parameters, but have the resources and commitment to continue to deliver these results. We have set high standards for our investment managers and funds. This is a highly specialized, time consuming approach dedicated to one goal: competitive and consistent performance.

Flexible Investment Options

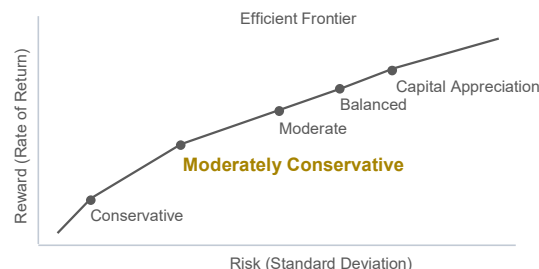
In order to meet the unique needs of our clients, we offer access to flexible implementation strategies: HighMark Plus utilizes actively managed mutual funds while Index Plus utilizes index-based securities, including exchange-traded funds. Both investment options leverage HighMark's active asset allocation approach.

Risk Management

The portfolio is constructed to control risk through four layers of diversification – asset classes (cash, fixed income, equity), investment styles (large cap, small cap, international, value, growth), managers and securities. Disciplined mutual fund selection and monitoring process helps to drive return potential while reducing portfolio risk.

INVESTMENT OBJECTIVE

To provide current income, with capital appreciation as a secondary objective. The major portion of the assets is committed to income-producing securities. Market fluctuations should be expected.



ASSET ALLOCATION — MODERATELY CONSERVATIVE PORTFOLIO

	Strategic Range	Policy	Tactical
Equity	20 - 40%	30%	32%
Fixed Income	50 - 80%	65%	67%
Cash	0 - 20%	5%	1%

ANNUALIZED TOTAL RETURNS (Gross of Investment Management Fees, but Net of Embedded Fund Fees)

HighMark Plus Composite (Active)		Index Plus Composite (Passive)	
Current Quarter*	-0.58%	Current Quarter*	-0.32%
Blended Benchmark**, **	-0.21%	Blended Benchmark**, **	-0.21%
Year To Date*	3.36%	Year To Date*	3.16%
Blended Benchmark**, **	3.25%	Blended Benchmark**, **	3.25%
1 Year	9.83%	1 Year	8.50%
Blended Benchmark**	8.83%	Blended Benchmark**	8.83%
3 Year	7.80%	3 Year	7.52%
Blended Benchmark**	7.57%	Blended Benchmark**	7.57%
5 Year	6.61%	5 Year	6.11%
Blended Benchmark**	6.34%	Blended Benchmark**	6.34%
10 Year	6.64%	10 Year	6.15%
Blended Benchmark**	6.20%	Blended Benchmark**	6.20%

* Returns less than one year are not annualized. **Breakdown for Blended Benchmark: From 10/1/2012 - Present: 15.5% S&P500, 3% Russell Mid Cap, 4.5% Russell 2000, 2% MSCI EM (net), 4% MSCI EAFE (net), 49.25% Bloomberg US Agg, 14% ICE BofA 1-3 Yr US Corp/Gov't, 1.75% ICE BofA US High Yield Master II, 1% Wilshire REIT, and 5% FTSE 1 Mth US T-Bill. From 4/1/2007 - 9/30/2012: the blended benchmark was 25% S&P 500; 1.5% Russell 2000, 3.5% MSCI EAFE (net), 25% ICE BofA 1-3 Year Corp./Gov't, 40% Bloomberg US Agg, 5% FTSE 1 Mth US T-Bill. Prior to April 2007, the blended benchmark was 30% S&P 500, 25% ICE BofA 1-3Yr Corp/Gov, 40% Bloomberg US Agg, and 5% FTSE 1 Mth US T-Bill.

ANNUAL RETURNS (Gross of Investment Management Fees, but Net of Embedded Fund Fees)

HighMark Plus Composite (Active)		Index Plus Composite (Passive)	
2008	-15.37%	2008	-12.40%
2009	18.71%	2009	11.92%
2010	10.46%	2010	9.72%
2011	1.75%	2011	3.24%
2012	10.88%	2012	8.24%
2013	7.30%	2013	6.78%
2014	4.41%	2014	5.40%
2015	0.32%	2015	-0.18%
2016	4.94%	2016	5.42%
2017	9.56%	2017	8.08%
2018	-2.60%	2018	-2.33%
2019	13.73%	2019	13.53%
2020	10.76%	2020	9.74%

PORTFOLIO FACTS

HighMark Plus (Active)
 Composite Inception Date 08/2004
 No of Holdings in Portfolio 20

Index Plus (Passive)
 Composite Inception Date 08/2005
 No of Holdings in Portfolio 13

PARS DIVERSIFIED PORTFOLIOS MODERATE

Q3 2021

WHY THE PARS DIVERSIFIED MODERATE PORTFOLIO?

Comprehensive Investment Solution

HighMark® Capital Management, Inc.'s (HighMark) diversified investment portfolios are designed to balance return expectations with risk tolerance. Key features include: sophisticated asset allocation and optimization techniques, four layers of diversification (asset class, style, manager, and security), access to rigorously screened, top tier money managers, flexible investment options, and experienced investment management.

Rigorous Manager Due Diligence

Our manager review committee utilizes a rigorous screening process that searches for investment managers and styles that have not only produced above-average returns within acceptable risk parameters, but have the resources and commitment to continue to deliver these results. We have set high standards for our investment managers and funds. This is a highly specialized, time consuming approach dedicated to one goal: competitive and consistent performance.

Flexible Investment Options

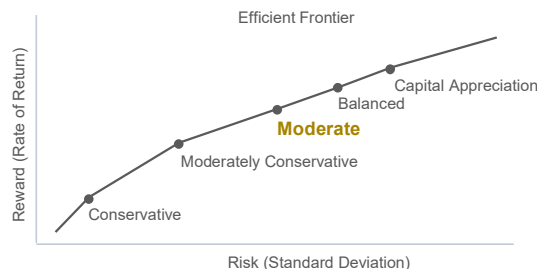
In order to meet the unique needs of our clients, we offer access to flexible implementation strategies: HighMark Plus utilizes actively managed mutual funds while Index Plus utilizes index-based securities, including exchange-traded funds. Both investment options leverage HighMark's active asset allocation approach.

Risk Management

The portfolio is constructed to control risk through four layers of diversification – asset classes (cash, fixed income, equity), investment styles (large cap, small cap, international, value, growth), managers and securities. Disciplined mutual fund selection and monitoring process helps to drive return potential while reducing portfolio risk.

INVESTMENT OBJECTIVE

To provide current income and moderate capital appreciation. It is expected that dividend and interest income will comprise a significant portion of total return, although growth through capital appreciation is equally important.



ASSET ALLOCATION — MODERATE PORTFOLIO

	Strategic Range	Policy	Tactical
Equity	40 - 60%	50%	53%
Fixed Income	40 - 60%	45%	46%
Cash	0 - 20%	5%	1%

ANNUALIZED TOTAL RETURNS (Gross of Investment Management Fees, but Net of Embedded Fund Fees)

HighMark Plus Composite (Active)

Current Quarter*	-1.05%
Blended Benchmark**,**	-0.41%
Year To Date*	6.00%
Blended Benchmark**,**	6.22%
1 Year	15.94%
Blended Benchmark**	15.32%
3 Year	9.54%
Blended Benchmark**	9.40%
5 Year	8.93%
Blended Benchmark**	8.73%
10 Year	8.72%
Blended Benchmark**	8.63%

Index Plus Composite (Passive)

Current Quarter*	-0.54%
Blended Benchmark**,**	-0.41%
Year To Date*	6.19%
Blended Benchmark**,**	6.22%
1 Year	14.77%
Blended Benchmark**	15.32%
3 Year	9.10%
Blended Benchmark**	9.40%
5 Year	8.34%
Blended Benchmark**	8.73%
10 Year	8.35%
Blended Benchmark**	8.63%

* Returns less than one year are not annualized. **Breakdown for Blended Benchmark: From 10/1/2012 – Present: 26.5% S&P500, 5% Russell Mid Cap, 7.5% Russell 2000, 3.25% MSCI EM (net), 6% MSCI EAFE (net), 33.50% Bloomberg US Agg, 10% ICE BofA 1-3 Yr US Corp/Gov't, 1.50% ICE BofA US High Yield Master II, 1.75% Wilshire REIT, and 5% FTSE 1 Mth US T-Bill. From 4/1/2007 – 9/30/2012: the blended benchmark was 43% S&P 500; 2% Russell 2000, 5% MSCI EAFE (net), 15% ICE BofA 1-3 Year Corp./Gov't, 30% Bloomberg US Agg, 5% FTSE 1 Mth US T-Bill. Prior to April 2007: the blended benchmark was 50% S&P 500, 15% ICE BofA 1-3Yr Corp/Gov, 30% Bloomberg US Agg, and 5% FTSE 1 Mth US T-Bill.

ANNUAL RETURNS (Gross of Investment Management Fees, but Net of Embedded Fund Fees)

HighMark Plus Composite (Active)

2008	-22.88%
2009	21.47%
2010	12.42%
2011	0.55%
2012	12.25%
2013	13.06%
2014	4.84%
2015	0.14%
2016	6.45%
2017	13.19%
2018	-4.03%
2019	17.71%
2020	12.92%

Index Plus Composite (Passive)

2008	-18.14%
2009	16.05%
2010	11.77%
2011	2.29%
2012	10.91%
2013	12.79%
2014	5.72%
2015	-0.52%
2016	7.23%
2017	11.59%
2018	-4.03%
2019	17.52%
2020	11.23%

PORTFOLIO FACTS

HighMark Plus (Active)

Composite Inception Date	10/2004
No of Holdings in Portfolio	20

Index Plus (Passive)

Composite Inception Date	
No of Holdings in Portfolio	13

PARS DIVERSIFIED PORTFOLIOS BALANCED

Q3 2021

WHY THE PARS DIVERSIFIED BALANCED PORTFOLIO?

Comprehensive Investment Solution

HighMark® Capital Management, Inc.'s (HighMark) diversified investment portfolios are designed to balance return expectations with risk tolerance. Key features include: sophisticated asset allocation and optimization techniques, four layers of diversification (asset class, style, manager, and security), access to rigorously screened, top tier money managers, flexible investment options, and experienced investment management.

Rigorous Manager Due Diligence

Our manager review committee utilizes a rigorous screening process that searches for investment managers and styles that have not only produced above-average returns within acceptable risk parameters, but have the resources and commitment to continue to deliver these results. We have set high standards for our investment managers and funds. This is a highly specialized, time consuming approach dedicated to one goal: competitive and consistent performance.

Flexible Investment Options

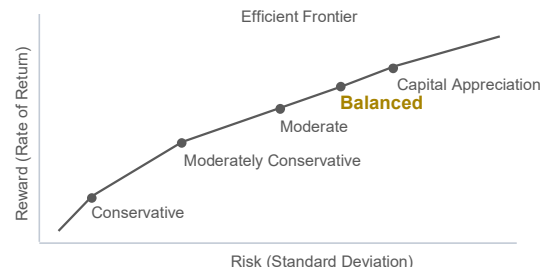
In order to meet the unique needs of our clients, we offer access to flexible implementation strategies: HighMark Plus utilizes actively managed mutual funds while Index Plus utilizes index-based securities, including exchange-traded funds. Both investment options leverage HighMark's active asset allocation approach.

Risk Management

The portfolio is constructed to control risk through four layers of diversification – asset classes (cash, fixed income, equity), investment styles (large cap, small cap, international, value, growth), managers and securities. Disciplined mutual fund selection and monitoring process helps to drive return potential while reducing portfolio risk.

INVESTMENT OBJECTIVE

To provide growth of principal and income. While dividend and interest income are an important component of the objective's total return, it is expected that capital appreciation will comprise a larger portion of the total return.



ASSET ALLOCATION — BALANCED PORTFOLIO

	Strategic Range	Policy	Tactical
Equity	50 – 70%	60%	63%
Fixed Income	30 – 50%	35%	36%
Cash	0 – 20%	5%	1%

(Gross of Investment Management Fees, but Net of Embedded Fund Fees)

ANNUALIZED TOTAL RETURNS

HighMark Plus Composite (Active)

Current Quarter*	-1.30%
Blended Benchmark*, **	-0.52%
Year To Date*	7.34%
Blended Benchmark*, **	7.71%
1 Year	19.24%
Blended Benchmark**	18.65%
3 Year	10.30%
Blended Benchmark**	10.30%
5 Year	10.11%
Blended Benchmark**	9.94%
10 Year	9.83%
Blended Benchmark**	9.87%

Index Plus Composite (Passive)

Current Quarter*	-0.66%
Blended Benchmark*, **	-0.52%
Year To Date*	7.68%
Blended Benchmark*, **	7.71%
1 Year	17.93%
Blended Benchmark**	18.65%
3 Year	9.89%
Blended Benchmark**	10.30%
5 Year	9.45%
Blended Benchmark**	9.94%
10 Year	9.44%
Blended Benchmark**	9.87%

* Returns less than one year are not annualized. **Breakdown for Blended Benchmark: From 10/1/2012 – Present: 32% S&P500, 6% Russell Mid Cap, 9% Russell 2000, 4% MSCI EM (net), 7% MSCI EAFE (net), 27% Bloomberg US Agg, 6.75% ICE BofA 1-3 Yr US Corp/Gov't, 1.25% ICE BofA US High Yield Master II, 2% Wilshire REIT, and 5% FTSE 1 Mth US T-Bill. From 4/1/2007 – 9/30/2012: the blended benchmark was 51% S&P 500; 3% Russell 2000, 6% MSCI EAFE (net), 5% ICE BofA 1-3 Year Corp/Gov't, 30% Bloomberg US Agg, 5% FTSE 1 Mth US T-Bill. Prior to April 2007: the blended benchmark was 60% S&P 500, 5% ICE BofA 1-3Yr Corp/Gov, 30% Bloomberg US Agg, and 5% FTSE 1 Mth US T-Bill.

ANNUAL RETURNS

(Gross of Investment Management Fees, but Net of Embedded Fund Fees)

HighMark Plus Composite (Active)

2008	-25.72%
2009	21.36%
2010	14.11%
2011	-0.46%
2012	13.25%
2013	16.61%
2014	4.70%
2015	0.04%
2016	6.81%
2017	15.46%
2018	-4.88%
2019	19.85%
2020	14.06%

Index Plus Composite (Passive)

2008	-23.22%
2009	17.62%
2010	12.76%
2011	1.60%
2012	11.93%
2013	15.63%
2014	6.08%
2015	-0.81%
2016	8.25%
2017	13.39%
2018	-5.05%
2019	19.59%
2020	12.07%

PORTFOLIO FACTS

HighMark Plus (Active)

Composite Inception Date	10/2006
No of Holdings in Portfolio	20

Index Plus (Passive)

Composite Inception Date	
No of Holdings in Portfolio	13