CITY COUNCIL CLOSED & REGULAR SESSION

550 E. 6th Street, Beaumont, CA

Tuesday, October 19, 2021
Closed Session: 5:00 PM | Regular Meeting: 6:00 PM

Materials related to an item on this agenda submitted to the City Council after distribution of the agenda packets are available for public inspection in the City Clerk's office at 550 E. 6th Street during normal business hours.

AGENDA

MEETING PARTICIPATION NOTICE

This meeting will be conducted utilizing teleconference communications and will be recorded for live streaming as well as open to public attendance subject to social distancing and applicable health orders. All City of Beaumont public meetings will be available via live streaming and made available on the City's official YouTube webpage. Please use the following link during the meeting for live stream access.

beaumontca.gov/livestream

Public comments will be accepted using the following options.

1. Written comments will be accepted via email and will be read aloud during the corresponding item of the meeting. Public comments shall not exceed three (3) minutes unless otherwise authorized by City Council. Comments can be submitted anytime prior to the meeting as well as during the meeting up until the end of the corresponding item. Please submit your comments to: **nicolew@beaumontca.gov**

2. Phone-in comments will be accepted by joining a conference line prior to the corresponding item of the meeting. Public comments shall not exceed three (3) minutes unless otherwise authorized by City Council. Please use the following phone number to join the call **(951) 922 - 4845.**

3. In person comments subject to the adherence of the applicable health orders and social distancing requirements.

In compliance with the American Disabilities Act, if you require special assistance to participate in this meeting, please contact the City Clerk's office using the above email or call **(951) 572 - 3196**. Notification 48 hours prior to a meeting will ensure the best reasonable accommodation arrangements.

CLOSED SESSION - 5:00 PM

A Closed Session of the City Council / Beaumont Financing Authority / Beaumont Utility Authority / Beaumont Successor Agency (formerly RDA)/Beaumont Parking Authority / Beaumont Public Improvement Authority may be held in accordance with state law which may include, but is not limited to, the following types of items: personnel matters, labor negotiations, security matters, providing instructions to real property negotiators and conference with legal counsel regarding pending litigation. Any public comment on Closed Session items will be taken prior to the Closed Session. Any required announcements or discussion of Closed Session items or actions following the Closed Session with be made in the City Council Chambers.

CALL TO ORDER

Mayor Lara, Mayor Pro Tem White, Council Member Martinez, Council Member Fenn, Council Member Santos

Public Comments Regarding Closed Session

1. **Conference with Legal Counsel Regarding Potential Initiation of Litigation Pursuant to Government Code Section 54956.9(d)(4) (One potential case)**
2. **Conference with Labor Negotiators - Pursuant to Government Code Section 54957.6 City Designated Representatives City Manager Todd Parton and Administrative Services Director Kari Mendoza. Employee Organizations: Beaumont Police Officers Association and SEIU**
3. **Conference with Legal Counsel Regarding Anticipated/Existing Litigation - Pursuant to Government Code Section Page 1 of 271 54956.9(d)(1)and/or(2) and/or (3) (Worker's Compensation Case Nos. COBM-0113, COBM-0082, COBM-0087)**

Adjourn to Regular Session

REGULAR SESSION - 6:00 PM

CALL TO ORDER

Mayor Lara, Mayor Pro Tem White, Council Member Martinez, Council Member Fenn, Council Member Santos

Report out from Closed Session
Action on any Closed Session Items
Action of any Requests for Excused Absence
Pledge of Allegiance
Invocation
Adjustments to the Agenda
Conflict of Interest Disclosure

ANNOUNCEMENTS/ RECOGNITION / PROCLAMATIONS / CORRESPONDENCE

1. **National Code Enforcement Month and Introduction of Personnel**

PUBLIC COMMENT PERIOD (ITEMS NOT ON THE AGENDA)

Any one person may address the City Council on any matter not on this agenda. If you wish to speak, please fill out a "Public Comment Form" provided at the back table and give it to the City Clerk. There is a three (3) minute time limit on public comments. There will be no sharing or passing of time to another person. State Law prohibits the City Council from discussing or taking actions brought up by your comments.

CONSENT CALENDAR

Items on the consent calendar are taken as one action item unless an item is pulled for further discussion here or at the end of action items. Approval of all Ordinances and Resolutions to be read by title only.

2. Ratification of Warrants

Recommended Action:

Ratify Warrants dated:
October 1, 2021, and
October 7, 2021.

3. Approval of Minutes

Recommended Action:

Approve minutes dated October 5, 2021.

4. Accept Security Agreement and Performance and Payment Bond No. CMS0345709 for Street Improvements Associated with Tract Map No. 27971-10

Recommended Action:

Accept security agreement and performance and Payment Bond No. CMS0345709 for street improvements associated with Tract Map No. 27971-10.

5. Accept Security Agreement and Performance and Payment Bond No. PB3010407972 for Storm Drain Improvements Associated with Tract Map No. 36307 and Accept Security Agreement and Performance and Payment Bond No. PB3010407973 for Storm Drain Improvements Associated with Tract Map No. 36307-1

Recommended Action:

Accept security agreement and performance and Payment Bond No. PB3010407972 for storm drain improvements associated with Tract Map No. 36307, and
Accept security agreement and performance and Payment Bond No. PB3010407973 for storm drain improvements associated with Tract Map No. 36307-1.

6. Second Reading and Consideration of an Amendment to Beaumont Municipal Code Chapter 17.14.030 "Definitions", Amendment to Table 17.03-3 "Permitted Uses in Base Zone Districts" and Addition of 17.11.160 "Energy Storage Facilities"

Recommended Action:

Waive the second full reading and adopt by title only, "An Ordinance of the City Council of the City of Beaumont approving an Amendment to Beaumont Municipal Code Chapter 17.14.030 'Definitions', Amendment to Table 17.03-3 'Permitted Uses in Base Zone Districts' and Addition of 17.11.160 'Energy Storage Facilities'"

7. **Resolution Amending Conflict of Interest Code**

Recommended Action:

Waive the full reading and adopt by title only, "A Resolution of the City Council of the City of Beaumont Adopting an Amended Conflict of Interest Code."

8. **Beaumont Unified School District Work Based Learning and Work Experience Program Agreement**

Recommended Action:

Authorize the City Manger to execute the agreement with the Beaumont Unified School District.

PUBLIC HEARINGS

Approval of all Ordinances and Resolutions to be read by title only.

9. **Consider Adopting a Resolution Updating the Transportation Uniform Mitigation Fee Schedule**

Recommended Action:

Hold a Public Hearing, and

Waive the full reading and adopt by title only, "A Resolution of the City Council of the City of Beaumont Amending the Transportation Uniform Mitigation Fee (TUMF) Ordinance of 2017 (TUMF) Under Beaumont Municipal Code Section 3.39.040.A and 3.39.040.C Applicable to All Developments in the City of Beaumont."

ACTION ITEMS

Approval of all Ordinances and Resolutions to be read by title only.

10. **Proposed Eagle Scout Project at the Albert A. Chatigny, Sr. Community Recreation Center**

Recommended Action:

Approve the Eagle Scout project proposed by Scout Justin Vasquez to install a flag retirement box at the Albert A. Chatigny, Sr. Community Recreation Center.

11. **Resolution to Rescind Resolution No. 2021- 48 A Joint Resolution of the Cities of Banning, Beaumont and Calimesa and the Morongo Band of Mission Indians to Develop a Comprehensive Multi-Modal Strategic Plan for the Interstate Highway 10 Corridor**

Recommended Action:

Waive the full reading and adopt by title only, "A Resolution of the City Council of the City of Beaumont, California Rescinding Resolution No. 2021-48."

12. **Fiscal Year 2021-2022 Development Impact Mitigation Fee Program Adjustments Pursuant to Ordinances 1087, 1092, 1095 and Resolution 2017-23**

Recommended Action:

Receive and file.

13. **City Council Approval of Change Order No. 21 for the Wastewater Treatment Plant Upgrade/Expansion in the Amount Not to Exceed $213,164.76 for Plant Improvements**

Recommended Action:

Approval of Change Order No. 21 for the Wastewater Treatment Plant Upgrade/Expansion in the amount not to exceed $213,164.76.

14. **Approval of City Attorney Invoices for the Month of September 2021**

Recommended Action:

Approve invoices in the amount of $96,635.73.

LEGISLATIVE UPDATES AND DISCUSSION

ECONOMIC DEVELOPMENT UPDATE
Economic Development Committee Report Out and City Council Direction

CITY TREASURER REPORT
Finance and Audit Committee Report Out and City Council Direction

CITY CLERK REPORT

CITY ATTORNEY REPORT

CITY MANAGER REPORT

15. **Department Projects Schedule Updates - September 2021**

FUTURE AGENDA ITEMS

COUNCIL REPORTS
- **Santos**
- **Fenn**
- **Martinez**
- **White**
- **Lara**

ADJOURNMENT

The next regular meeting of the Beaumont City Council, Beaumont Financing Authority, the Beaumont Successor Agency (formerly RDA), the Beaumont Utility Authority, the Beaumont Parking Authority and

the Beaumont Public Improvement Agency is scheduled for Tuesday, November 2, 2021, at 5:00 p.m., unless otherwise posted.

Beaumont City Hall – Online **www.BeaumontCa.gov**

Proclamation

National Code Compliance Month

WHEREAS, Code Enforcement Officers provide for safety and welfare of the citizens throughout the United States through the enforcement of local codes or ordinances facing various issues of building, zoning, housing, animal control, environmental, health and life safety; and

WHEREAS, Code Enforcement Officers often have a challenging and demanding role and often do not receive recognition for the job that they do in improving living and working conditions for residents and businesses of local communities; and

WHEREAS, the role of many Code Enforcement Officers has expanded in recent years with the increased number of foreclosed and abandoned homes in communities impacted economically; and

WHEREAS, Code Enforcement Officers are dedicated, and high qualified professionals who share the goals of preventing neighborhood deterioration, enhancing and ensuring safety, and preserving property values through knowledge and application of housing, zoning, and nuisance codes and ordinances; and

WHEREAS, Code Enforcement Officers often have a highly-visible role in the communities they serve and regularly interact with a variety of state officials, county officials, first responders, legislative boards, commissions, agencies, and bodies; and

WHEREAS, Code Enforcement Officers are called upon to provide quality customer service and excellence to the residents and businesses of the communities in which they serve; and

WHEREAS, the American Association of Code Enforcement wants to recognize and honor Code Enforcement Officers and Professionals all across the United States and bring awareness to the Importance of Code Enforcement to the communities of the United States; and

WHEREAS, the American Association of Code Enforcement was established in 1988 for the purpose of providing ongoing training and support for Code Enforcement professionals working in the United States; and

NOW, THEREFORE BE IT PROCLAIMED, THE MONTH OF OCTOBER 2021 AS NATIONAL CODE COMPLIANCE MONTH AND CALL UPON MUNICIPALITIES AND COMMUNITIES TO JOIN IN RECOGNIZING AND EXPRESSING THEIR APPRECIATION FOR THE DEDICATION AND SERVICE BY THE INDIVIDUALS WHO SERVE AS OUR CODE ENFORCEMENT OFFICERS.

ATTEST:

Mayor	Deputy City Clerk

AGENDA ITEM NO.

BEAUMONT
CALIFORNIA

WARRANTS TO BE RATIFIED

Friday, October 01, 2021

Printed Checks	110293-110365	$	202,046.93	FY 21/22
Bank Drafts Posted		$	7,336.04	Guardian
ACH	499-503	$	125,197.36	
	A/P Total	$	334,580.33	

Bank Drafts	MG Trust	$	25,592.02	457 Paydate 08/27/2021
		$	3,664.54	401a Paydate 08/27/2021
		$	882.15	FICA Paydate 08/27/2021
		$	55,482.81	457 Paydate 09/10/2021
		$	3,664.54	401a Paydate 09/10/2021
		$	686.35	FICA Paydate 09/10/2021
		$	25,249.19	457 Paydate 09/24/2021
		$	3,664.54	401a Paydate 09/24/2021
		$	538.28	FICA Paydate 09/24/2021
	CalPERS	$	48,018.87	742 Classic
		$	46,655.37	743 Classic
		$	18,155.25	27308 PEPRA
		$	15,013.29	25763 PEPRA
	Kaiser Foundation	$	178.00	HSA Paydate 09/24/2021

I DO HEREBY CERTIFY THIS WARRANT LIST HAS BEEN COMPILED AND PREPARED TO MEET THE DAILY OPERATIONS FOR THE FISCAL YEAR JULY 1, 2021 - JUNE 30, 2022

SIGNATURE: _____
TITLE: CITY TREASURER

SIGNATURE: _____
TITLE: FINANCE DIRECTOR

Check Report

City of Beaumont, CA

By Check Number

Date Range: 09/24/2021 - 10/01/2021

Vendor Number	Vendor Name		Payment Date	Payment Type	Discount Amount	Payment Amount	Number
Bank Code: APBNK-AP Bank							
3229	ICMA - RC		10/01/2021	EFT	0.00	11,642.33	499
Payable #	**Payable Type**	**Post Date**	**Payable Description**		**Discount Amount**	**Payable Amount**	
	Account Number		**Account Name**	**Item Description**	**Distribution Amount**		
INV0000083	Invoice	08/27/2021	ICMA - RC		0.00	900.00	
	100-1200-6026-0000		DEFERRED COMP	ICMA - RC	900.00		
INV0000084	Invoice	08/27/2021	ICMA		0.00	1,076.08	
	100-0000-2075-0000		DEFERRED COMPENSATI	ICMA	1,076.08		
INV0000085	Invoice	08/27/2021	ICMA		0.00	2,075.00	
	100-0000-2075-0000		DEFERRED COMPENSATI	ICMA	2,075.00		
INV0000086	Invoice	08/27/2021	ICMA LOAN		0.00	137.20	
	100-0000-2075-0000		DEFERRED COMPENSATI	ICMA LOAN	137.20		
INV0000134	Invoice	09/10/2021	ICMA - RC		0.00	4,165.77	
	100-0000-2075-0000		DEFERRED COMPENSATI	ICMA - RC	4,165.77		
INV0000135	Invoice	09/10/2021	ICMA		0.00	1,076.08	
	100-0000-2075-0000		DEFERRED COMPENSATI	ICMA	1,076.08		
INV0000136	Invoice	09/10/2021	ICMA		0.00	2,075.00	
	100-0000-2075-0000		DEFERRED COMPENSATI	ICMA	2,075.00		
INV0000137	Invoice	09/10/2021	ICMA LOAN		0.00	137.20	
	100-0000-2075-0000		DEFERRED COMPENSATI	ICMA LOAN	137.20		
2892	MOFFATT & NICHOL		10/01/2021	EFT	0.00	3,205.00	500
Payable #	**Payable Type**	**Post Date**	**Payable Description**		**Discount Amount**	**Payable Amount**	
	Account Number		**Account Name**	**Item Description**	**Distribution Amount**		
00762057	Invoice	10/01/2021	ENVIROMENTAL DOC SERVICES FOR PENN		0.00	500.00	
	500-0000-7068-0000		CONTRACTUAL SERVICE	CONSULTING SERVICES	500.00		
00762058	Invoice	10/01/2021	ENVIROMENTAL DOC SERVICES FOR PENN		0.00	94.00	
	500-0000-7068-0000		CONTRACTUAL SERVICE	ENVIROMENTAL DOC SERVICES	94.00		
00762817	Invoice	10/01/2021	ENVIROMENTAL DOC SERVICES FOR PENN		0.00	2,611.00	
	500-0000-7068-0000		CONTRACTUAL SERVICE	ENVIROMENTAL DOC SERVICES	2,611.00		
2264	SEIU		10/01/2021	EFT	0.00	4,329.00	501
Payable #	**Payable Type**	**Post Date**	**Payable Description**		**Discount Amount**	**Payable Amount**	
	Account Number		**Account Name**	**Item Description**	**Distribution Amount**		
CM0000006	Credit Memo	08/26/2021	SEIU DUES		0.00	-35.46	
	100-0000-2061-0000		P.E.R.C. DUES & INS	SEIU DUES	-35.46		
CM0000007	Credit Memo	08/30/2021	SEIU DUES		0.00	-41.98	
	100-0000-2061-0000		P.E.R.C. DUES & INS	SEIU DUES	-41.98		
INV0000071	Invoice	08/27/2021	SEIU DUES		0.00	35.00	
	100-0000-2061-0000		P.E.R.C. DUES & INS	SEIU DUES	35.00		
INV0000094	Invoice	08/27/2021	SEIU DUES		0.00	2,254.24	
	100-0000-2061-0000		P.E.R.C. DUES & INS	SEIU DUES	2,254.24		
INV0000122	Invoice	09/10/2021	SEIU DUES		0.00	30.00	
	100-0000-2061-0000		P.E.R.C. DUES & INS	SEIU DUES	30.00		
INV0000149	Invoice	09/10/2021	SEIU DUES		0.00	2,087.20	
	100-0000-2061-0000		P.E.R.C. DUES & INS	SEIU DUES	2,087.20		
2295	SLOVAK BARON EMPEY MURPHY & PINKNEY		10/01/2021	EFT	0.00	95,418.60	502

Check Report

Date Range: 09/24/2021 - 10/01/2021

Vendor Number / Payable #	Vendor Name / Payable Type / Account Number	Post Date	Payment Date / Payable Description / Account Name	Payment Type / Item Description	Discount Amount / Discount Amount / Distribution Amount	Payment Amount / Payable Amount / Distribution Amount	Number
66054	Invoice 100-1300-7068-000B	10/01/2021	LEGAL SERVICES CONTRACTUAL SERVICES	LEGAL SERVICES	0.00	742.50 742.50	
66056	Invoice 100-1300-7068-000B	10/01/2021	LEGAL SERVICES CONTRACTUAL SERVICES	LEGAL SERVICES	0.00	4,867.50 4,867.50	
66058	Invoice 100-1300-7068-000B	10/01/2021	LEGAL SERVICES CONTRACTUAL SERVICES	LEGAL SERVICES	0.00	687.50 687.50	
66059	Invoice 100-1300-7068-000B	10/01/2021	LEGAL SERVICES CONTRACTUAL SERVICES	LEGAL SERVICES	0.00	55.00 55.00	
66060	Invoice 100-1300-7068-000B	10/01/2021	LEGAL SERVICES CONTRACTUAL SERVICES	LEGAL SERVICES	0.00	1,760.00 1,760.00	
66062	Invoice 100-1300-7068-000B	10/01/2021	LEGAL SERVICES CONTRACTUAL SERVICES	LEGAL SERVICES	0.00	257.50 257.50	
66063	Invoice 100-1300-7068-000B	10/01/2021	LEGAL SERVICES CONTRACTUAL SERVICES	LEGAL SERVICES	0.00	1,503.30 1,503.30	
66064	Invoice 100-1300-7068-000B	10/01/2021	LEGAL SERVICES CONTRACTUAL SERVICES	LEGAL SERVICES	0.00	110.00 110.00	
66065	Invoice 100-1300-7068-000B	10/01/2021	LEGAL SERVICES CONTRACTUAL SERVICES	LEGAL SERVICES	0.00	742.50 742.50	
66066	Invoice 100-1300-7068-000B	10/01/2021	LEGAL SERVICES CONTRACTUAL SERVICES	LEGAL SERVICES	0.00	2,310.00 2,310.00	
66067	Invoice 100-1300-7068-000B	10/01/2021	LEGAL SERVICES CONTRACTUAL SERVICES	LEGAL SERVICES	0.00	1,595.00 1,595.00	
66068	Invoice 100-1300-7068-000B	10/01/2021	LEGAL SERVICES CONTRACTUAL SERVICES	LEGAL SERVICES	0.00	764.80 764.80	
66069	Invoice 100-1300-7068-000B	10/01/2021	LEGAL SERVICES CONTRACTUAL SERVICES	LEGAL SERVICES	0.00	2,337.50 2,337.50	
66070	Invoice 100-1300-7068-000B	10/01/2021	LEGAL SERVICES CONTRACTUAL SERVICES	LEGAL SERVICES	0.00	95.60 95.60	
66071	Invoice 100-1300-7068-000B	10/01/2021	LEGAL SERVICES CONTRACTUAL SERVICES	LEGAL SERVICES	0.00	12,475.80 12,475.80	
66072	Invoice 100-1300-7068-000B	10/01/2021	LEGAL SERVICES CONTRACTUAL SERVICES	LEGAL SERVICES	0.00	11,711.00 11,711.00	
66074	Invoice 100-1300-7068-000B	10/01/2021	LEGAL SERVICES CONTRACTUAL SERVICES	LEGAL SERVICES	0.00	7,500.00 7,500.00	
66075	Invoice 100-1300-7068-000B	10/01/2021	LEGAL SERVICES CONTRACTUAL SERVICES	LEGAL SERVICES	0.00	1,673.00 1,673.00	
66077	Invoice 100-1300-7068-000B	10/01/2021	LEGAL SERVICES CONTRACTUAL SERVICES	LEGAL SERVICES	0.00	1,362.30 1,362.30	
66168	Invoice 100-1300-7068-000B	10/01/2021	LEGAL SERVICES CONTRACTUAL SERVICES	LEGAL SERVICES	0.00	12,659.00 12,659.00	
66169	Invoice 100-1300-7068-000B	10/01/2021	LEGAL SERVICES CONTRACTUAL SERVICES	LEGAL SERVICES	0.00	2,915.00 2,915.00	
66170	Invoice 100-1300-7068-000B	10/01/2021	LEGAL SERVICES CONTRACTUAL SERVICES	LEGAL SERVICES	0.00	22,537.70 22,537.70	
66171	Invoice 100-1300-7068-000B	10/01/2021	LEGAL SERVICES CONTRACTUAL SERVICES	LEGAL SERVICES	0.00	4,756.10 4,756.10	
3400	T.E. ROBERTS, INC		10/01/2021	EFT	0.00	10,602.43	503

Check Report

Date Range: 09/24/2021 - 10/01/2021

Vendor Number / Payable #	Vendor Name / Payable Type	Post Date	Payment Date / Payable Description	Payment Type	Discount Amount / Payable Amount	Payment Amount	Number
					Discount Amount	Payable Amount	
Account Number		Account Name		Item Description	Distribution Amount		
4090	Invoice	10/01/2021	BRINE LINE IMPROVEMENTS		0.00	10,602.43	
710-0000-8030-0000		CAPITAL IMPROVEMENT		BRINE LINE IMPROVEMENTS	10,602.43		
4447	Alameda County DCSS		09/28/2021	Regular	0.00	1,858.14	110293
Payable #	Payable Type	Post Date	Payable Description		Discount Amount	Payable Amount	
Account Number		Account Name		Item Description	Distribution Amount		
08/27-09/24/202	Invoice	09/27/2021	Garnishment [redacted]		0.00	1,858.14	
100-0000-2105-0000		PAYROLL SUSPENSE		[redacted]	1,858.14		
4448	CA State Disbursement Unit		09/28/2021	Regular	0.00	830.76	110294
Payable #	Payable Type	Post Date	Payable Description		Discount Amount	Payable Amount	
Account Number		Account Name		Item Description	Distribution Amount		
08/27 -09/24/22	Invoice	09/27/2021	[redacted]		0.00	830.76	
100-0000-2105-0000		PAYROLL SUSPENSE		Child Support [redacted]	830.76		
4450	Riverside County Sheriff		09/28/2021	Regular	0.00	341.61	110295
Payable #	Payable Type	Post Date	Payable Description		Discount Amount	Payable Amount	
Account Number		Account Name		Item Description	Distribution Amount		
08/27-09/24/202	Invoice	09/27/2021	Garnishment [redacted]		0.00	341.61	
100-0000-2105-0000		PAYROLL SUSPENSE		Garnishment [redacted]	341.61		
4449	State Of California FTB		09/28/2021	Regular	0.00	450.00	110296
Payable #	Payable Type	Post Date	Payable Description		Discount Amount	Payable Amount	
Account Number		Account Name		Item Description	Distribution Amount		
08/27 -09/24/20	Invoice	09/27/2021	Garnishment [redacted]		0.00	450.00	
100-0000-2105-0000		PAYROLL SUSPENSE		[redacted]	450.00		
1034	ALADTEC, INC		10/01/2021	Regular	0.00	373.58	110297
Payable #	Payable Type	Post Date	Payable Description		Discount Amount	Payable Amount	
Account Number		Account Name		Item Description	Distribution Amount		
2021-3014	Invoice	09/30/2021	COMPUTER SUPPLIES		0.00	373.58	
100-1230-7072-0000		COMPUTER SUPPLIES/MA		COMPUTER SUPPLIES	373.58		
3925	ALL AC AND HEATING INC		10/01/2021	Regular	0.00	500.00	110298
Payable #	Payable Type	Post Date	Payable Description		Discount Amount	Payable Amount	
Account Number		Account Name		Item Description	Distribution Amount		
645	Invoice	09/30/2021	BUILDING MAINTENANCE		0.00	500.00	
100-6000-7085-6040		BLDG MAINT - POLICE DE		BUILDING MAINTENANCE	500.00		
1042	ALL PURPOSE RENTALS		10/01/2021	Regular	0.00	233.20	110299
Payable #	Payable Type	Post Date	Payable Description		Discount Amount	Payable Amount	
Account Number		Account Name		Item Description	Distribution Amount		
46176	Invoice	09/30/2021	EQUIPMENT RENTAL		0.00	233.20	
100-6050-7075-06A1		EQUIP LEASING/RENTAL (I		EQUIPMENT RENTAL	233.20		
1050	AMAZON CAPITAL SERVICES		10/01/2021	Regular	0.00	116.08	110300
Payable #	Payable Type	Post Date	Payable Description		Discount Amount	Payable Amount	
Account Number		Account Name		Item Description	Distribution Amount		
1T4V-F3TX-QJCL	Invoice	09/30/2021	COMPUTER SUPPLIES		0.00	65.00	
100-1230-7072-0000		COMPUTER SUPPLIES/MA		COMPUTER SUPPLIES	65.00		
1Y7D-QJNP-KXYN	Invoice	09/30/2021	OFFICE SUPPLIES		0.00	51.08	
100-1225-7025-0000		OFFICE SUPPLIES		OFFICE SUPPLIES	51.08		
1053	AMERICAN FORENSIC NURSES		10/01/2021	Regular	0.00	181.71	110301
Payable #	Payable Type	Post Date	Payable Description		Discount Amount	Payable Amount	
Account Number		Account Name		Item Description	Distribution Amount		
74781	Invoice	10/01/2021	American Forensic Nurses - Blood Draws		0.00	121.14	
100-2050-7068-0000		CONTRACTUAL SERVICES		American Forensic Nurses - Bloo	121.14		

Check Report

Date Range: 09/24/2021 - 10/01/2021

Vendor Number	Vendor Name		Payment Date	Payment Type	Discount Amount	Payment Amount	Number
74840	Invoice	10/01/2021	American Forensic Nurses - Blood Draws		0.00	60.57	
	100-2050-7068-0000	CONTRACTUAL SERVICES	American Forensic Nurses - Bloo		60.57		
3831	ANIMAL PEST MANAGEMENT SERVICES, INC		10/01/2021	Regular	0.00	1,645.00	110302
Payable #	**Payable Type**	**Post Date**	**Payable Description**		**Discount Amount**	**Payable Amount**	
	Account Number	**Account Name**	**Item Description**		**Distribution Amount**		
622880	Invoice	10/01/2021	Pest Control for City Buildings		0.00	685.00	
	100-6000-7068-6025	CONTRACTUAL SVC - CITY	PEST CONTROL FOR CITY BUILDI		130.00		
	100-6000-7068-6026	CONTRACTUAL SVC - CITY	PEST CONTROL FOR CITY BUILDI		65.00		
	100-6000-7068-6032	CONTRACTUAL SVC- CITY	PEST CONTROL FOR CITY BUILDI		45.00		
	100-6000-7068-6040	CONTRACTUAL SVC- POLI	PEST CONTROL FOR CITY BUILDI		75.00		
	100-6000-7068-6041	CONTRACTUAL SVC- POLI	PEST CONTROL FOR CITY BUILDI		45.00		
	100-6000-7068-6045	CONTRACTUAL SVC- COM	PEST CONTROL FOR CITY BUILDI		130.00		
	100-6000-7068-6055	CONTRACTUAL SVC- FIRE	PEST CONTROL FOR CITY BUILDI		65.00		
	750-7000-7068-0000	CONTRACTUAL SERVICES	PEST CONTROL FOR CITY BUILDI		65.00		
	750-7300-7068-0000	CONTRACTUAL SERVICES	PEST CONTROL FOR CITY BUILDI		65.00		
622881	Invoice	10/01/2021	Pest Control for City Buildings		0.00	685.00	
	100-6000-7068-6025	CONTRACTUAL SVC - CITY	PEST CONTROL FOR CITY BUILDI		130.00		
	100-6000-7068-6026	CONTRACTUAL SVC - CITY	PEST CONTROL FOR CITY BUILDI		65.00		
	100-6000-7068-6032	CONTRACTUAL SVC- CITY	PEST CONTROL FOR CITY BUILDI		45.00		
	100-6000-7068-6040	CONTRACTUAL SVC- POLI	PEST CONTROL FOR CITY BUILDI		75.00		
	100-6000-7068-6041	CONTRACTUAL SVC- POLI	PEST CONTROL FOR CITY BUILDI		45.00		
	100-6000-7068-6045	CONTRACTUAL SVC- COM	PEST CONTROL FOR CITY BUILDI		130.00		
	100-6000-7068-6055	CONTRACTUAL SVC- FIRE	PEST CONTROL FOR CITY BUILDI		65.00		
	750-7000-7068-0000	CONTRACTUAL SERVICES	PEST CONTROL FOR CITY BUILDI		65.00		
	750-7300-7068-0000	CONTRACTUAL SERVICES	PEST CONTROL FOR CITY BUILDI		65.00		
649176	Invoice	10/01/2021	Pest Control for City Buildings		0.00	275.00	
	100-6000-7068-6040	CONTRACTUAL SVC- POLI	PEST CONTROL FOR CITY BUILDI		275.00		
3302	APGN INC / APG NEUROS		10/01/2021	Regular	0.00	4,505.00	110303
Payable #	**Payable Type**	**Post Date**	**Payable Description**		**Discount Amount**	**Payable Amount**	
	Account Number	**Account Name**	**Item Description**		**Distribution Amount**		
14219	Invoice	10/01/2021	WWTP DEPT SUPPLIES		0.00	4,505.00	
	700-4050-7070-0000	SPECIAL DEPT SUPPLIES	WWTP DEPT SUPPLIES		4,505.00		
4414	ARCTIC COOL REFRIGERATION		10/01/2021	Regular	0.00	5,766.28	110304
Payable #	**Payable Type**	**Post Date**	**Payable Description**		**Discount Amount**	**Payable Amount**	
	Account Number	**Account Name**	**Item Description**		**Distribution Amount**		
3972	Invoice	09/30/2021	BUILDING MAINTENANCE		0.00	5,766.28	
	100-6000-7085-6055	BLDG MAINT- FIRE STATIO	BUILDING MAINTENANCE		5,766.28		
3661	ARROWHEAD GROUP INC		10/01/2021	Regular	0.00	4,167.72	110305
Payable #	**Payable Type**	**Post Date**	**Payable Description**		**Discount Amount**	**Payable Amount**	
	Account Number	**Account Name**	**Item Description**		**Distribution Amount**		
31332	Invoice	09/30/2021	PROFESSIONAL SERVICES		0.00	4,167.72	
	100-6050-7068-0000	CONTRACTUAL SERVICES	PROFESSIONAL SERVICES		1,894.44		
	100-6050-7068-003X	CONTRACTUAL SVC IA 3	PROFESSIONAL SERVICES		378.88		
	100-6050-7068-008D	CPMTRACT SVC - IA 8D	PROFESSIONAL SERVICES		378.88		
	100-6050-7068-014X	CONTRACTUAL SVC IA 14	PROFESSIONAL SERVICES		378.88		
	100-6050-7068-016X	CONTRACTUAL SVC IA 16	PROFESSIONAL SERVICES		378.88		
	100-6050-7068-06A1	CONTRACTUAL SVC IA 6A	PROFESSIONAL SERVICES		378.88		
	100-6050-7068-1603	CONTRACTUAL SVC IA201	PROFESSIONAL SERVICES		378.88		
1098	AUTOMATED GATE SERVICES, INC		10/01/2021	Regular	0.00	595.50	110306
Payable #	**Payable Type**	**Post Date**	**Payable Description**		**Discount Amount**	**Payable Amount**	
	Account Number	**Account Name**	**Item Description**		**Distribution Amount**		
207024	Invoice	09/30/2021	BUILDING MAINTENANCE		0.00	595.50	
	100-6000-7085-6025	BLDG MAINT - CITY HALL	BUILDING MAINTENANCE		595.50		
1100	AUTOZONE		10/01/2021	Regular	0.00	105.69	110307

Check Report **Date Range: 09/24/20[illegible]021**

Vendor Number / Payable #	Vendor Name / Payable Type	Post Date	Payment Date / Payable Description	Payment Type	Discount Amount / Payable Amount	Payment Amount	Number
	Account Number	**Account Name**		**Item Description**	**Distribution Amount**		
2882846406	Invoice	09/30/2021	VEHICLE MAINTENANCE		0.00	105.69	
	100-6050-7037-0000	VEHICLE MAINTENANCE		VEHICLE MAINTENANCE	105.69		
3820	AXON ENTERPRISE, INC		10/01/2021	Regular	0.00	34,889.91	110308
INUS007412	Invoice	10/01/2021	Purchase of 10 Taser 7 and accessories		0.00	34,889.91	
	100-2050-7070-0000	SPECIAL DEPT SUPPLIES		Purchase of 10 Taser 7 bundles	34,889.91		
4388	BABCOCK LABORATORIES, INC		10/01/2021	Regular	0.00	980.00	110309
CI11672-0033	Invoice	10/01/2021	WWTP - ANALYTICAL SERVICES		0.00	490.00	
	700-4050-7068-0000	CONTRACTUAL SERVICES		WWTP - ANALYTICAL SERVICES	490.00		
CI11673-0033	Invoice	10/01/2021	WWTP - ANALYTICAL SERVICES		0.00	490.00	
	700-4050-7068-0000	CONTRACTUAL SERVICES		WWTP - ANALYTICAL SERVICES	490.00		
1139	BEAUMONT POLICE OFFICERS ASSOCIATION		10/01/2021	Regular	0.00	7,670.00	110310
INV0000067	Invoice	08/27/2021	BPOA DUES		0.00	3,705.00	
	100-0000-2035-0000	C.O.P.S. DUES		BPOA DUES	3,705.00		
INV0000102	Invoice	08/27/2021	BPOA DUES		0.00	75.00	
	100-0000-2035-0000	C.O.P.S. DUES		BPOA DUES	75.00		
INV0000118	Invoice	09/10/2021	BPOA DUES		0.00	3,890.00	
	100-0000-2035-0000	C.O.P.S. DUES		BPOA DUES	3,890.00		
1161	BIO-TOX LABORATORIES		10/01/2021	Regular	0.00	1,550.00	110311
41672	Invoice	09/30/2021	PROFESSIONAL SERVICES		0.00	1,325.00	
	100-2050-7068-0000	CONTRACTUAL SERVICES		PROFESSIONAL SERVICES	1,325.00		
41765	Invoice	09/30/2021	PROFESSIONAL SERVICES		0.00	225.00	
	100-2050-7068-0000	CONTRACTUAL SERVICES		PROFESSIONAL SERVICES	225.00		
1242	CED		10/01/2021	Regular	0.00	186.65	110312
0954-1005689	Invoice	09/30/2021	BUILDING MAINTENANCE		0.00	64.65	
	100-6000-7085-6025	BLDG MAINT - CITY HALL		BUILDING MAINTENANCE	64.65		
7043	Invoice	10/01/2021	DEPARTMENT SUPPLIES - ELECTRICAL		0.00	122.00	
	100-3250-7070-0000	SPECIAL DEPT SUPPLIES		DEPARTMENT SUPPLIES - ELECT	122.00		
1310	COLONIAL LIFE		10/01/2021	Regular	0.00	568.08	110313
INV0000069	Invoice	08/27/2021	COLONIAL INSURANCE		0.00	220.46	
	100-0000-2051-0000	COLONIAL INS-WITHHOL		COLONIAL INSURANCE	220.46		
INV0000070	Invoice	08/27/2021	COLONIAL INSURANCE		0.00	69.00	
	100-0000-2051-0000	COLONIAL INS-WITHHOL		COLONIAL INSURANCE	69.00		
INV0000120	Invoice	09/10/2021	COLONIAL INSURANCE		0.00	209.62	
	100-0000-2051-0000	COLONIAL INS-WITHHOL		COLONIAL INSURANCE	209.62		
INV0000121	Invoice	09/10/2021	COLONIAL INSURANCE		0.00	69.00	
	100-0000-2051-0000	COLONIAL INS-WITHHOL		COLONIAL INSURANCE	69.00		
1334	COUTS HEATING & COOLING, INC		10/01/2021	Regular	0.00	375.00	110314

Check Report

Date Range: 09/24/2021 - 10/01/2021

Vendor Number / Payable #	Vendor Name / Payable Type / Account Number	Post Date	Payment Date / Payable Description / Account Name	Payment Type / Item Description	Discount Amount / Distribution Amount	Payment Amount / Payable Amount	Number
					Discount Amount	Payable Amount	
10474333	Invoice	09/30/2021	BUILDING MAINTENANCE		0.00	375.00	
	100-6000-7085-6045		BLDG MAINT- COMMUNI	BUILDING MAINTENANCE		375.00	
1340	CPS HR CONSULTING		10/01/2021	Regular	0.00	374.00	110315
SOP53576	Invoice	09/30/2021	HIRING COSTS		0.00	374.00	
	100-1240-6050-0000		RECRUITMENT AND HIRI	HIRING COSTS		374.00	
1392	DELL MARKETING L.P.		10/01/2021	Regular	0.00	11,658.53	110316
10521462864	Invoice	10/01/2021	Laptops		0.00	11,658.53	
	210-0000-7090-0000		EQUIP SUPPLIES/MAINT	Laptops		11,658.53	
1422	DICK'S ALL AUTO REPAIR, INC		10/01/2021	Regular	0.00	103.50	110317
25621	Invoice	09/30/2021	VEHICLE MAINTENANCE		0.00	51.75	
	100-1230-7037-0000		VEHICLE MAINTENANCE	VEHICLE MAINTENANCE		51.75	
25655	Invoice	09/30/2021	VEHICLE MAINTENANCE		0.00	51.75	
	100-6050-7037-0000		VEHICLE MAINTENANCE	VEHICLE MAINTENANCE		51.75	
1424	DIRECTV		10/01/2021	Regular	0.00	817.92	110318
035168908X2108	Invoice	09/30/2021	BUILDING UTILITY		0.00	81.99	
	100-6000-7010-6060		UTILITIES - 713 W 4TH ST	BUILDING UTILITY		81.99	
035168915X2108	Invoice	09/30/2021	BUILDING UTILITY		0.00	81.99	
	100-6000-7010-6065		UTILITIES - 550 CALIF AVE	BUILDING UTILITY		81.99	
045085274X2109	Invoice	09/30/2021	BUILDING UTILITY		0.00	102.99	
	100-6000-7010-6040		UTILITIES - POLICE DEPT	BUILDING UTILITY		102.99	
051553347X2109	Invoice	09/30/2021	BUILDING UTILITY		0.00	81.99	
	100-6000-7010-6045		UTILITIES - COMMUNITY	BUILDING UTILITY		81.99	
051553389X2108	Invoice	09/30/2021	BUILDING UTILITY - BUILDING D		0.00	81.99	
	100-6000-7010-6028		UTILITIES - CITY HALL BLD	BUILDING UTILITY		81.99	
051885754X2109	Invoice	09/30/2021	BUILDING UTILITY		0.00	188.99	
	100-6000-7010-6045		UTILITIES - COMMUNITY	BUILDING UTILITY		188.99	
063515264X2109	Invoice	09/30/2021	BUILDING UTILITY		0.00	81.99	
	100-6000-7010-6041		UTILITIES - POLICE ANNEX	BUILDING UTILITY		81.99	
080503076X2109	Invoice	09/30/2021	BUILDING UTILITY		0.00	115.99	
	100-6000-7010-6040		UTILITIES - POLICE DEPT	BUILDING UTILITY		115.99	
2846	DIVERSIFIED DISTRIBUTION		10/01/2021	Regular	0.00	155.11	110319
2001397	Invoice	09/30/2021	DEPT SUPPLIES		0.00	155.11	
	100-3250-7070-0000		SPECIAL DEPT SUPPLIES	DEPT SUPPLIES		155.11	
1479	ENTENMANN-ROVIN CO		10/01/2021	Regular	0.00	760.90	110320
0161167-IN	Invoice	09/30/2021	EMPLOYEE UNIFORMS		0.00	760.90	
	100-2050-7065-0000		UNIFORMS	EMPLOYEE UNIFORMS		760.90	
1501	FAIRVIEW FORD		10/01/2021	Regular	0.00	63.21	110321

Check Report

Date Range: 09/24/2021 - 10/01/2021

Vendor Number / Payable #	Vendor Name / Payable Type / Account Number	Post Date	Payment Date / Payable Description / Account Name	Payment Type / Item Description	Discount Amount / Discount Amount / Distribution Amount	Payment Amount / Payable Amount	Number
834572	Invoice	09/30/2021	VEHICLE MAINTENANCE		0.00	63.21	
	100-3250-7037-0000		VEHICLE MAINTENANCE	VEHICLE MAINTENANCE	63.21		
3212	FLEET SERVICES, INC. - SAN BERNARDINO		10/01/2021	Regular	0.00	702.87	110322
05P68122	Invoice	09/30/2021	VEHICLE MAINTENANCE		0.00	234.29	
	750-7400-7037-0000		VEHICLE MAINTENANCE	VEHICLE MAINTENANCE	234.29		
05P68123	Invoice	09/30/2021	VEHICLE MAINTENANCE		0.00	468.58	
	750-7400-7037-0000		VEHICLE MAINTENANCE	VEHICLE MAINTENANCE	468.58		
4400	FROG ENVIRONMENTAL INC		10/01/2021	Regular	0.00	3,575.00	110323
INV-003828	Invoice	10/01/2021	SWPPP & NOI SERVICES		0.00	3,000.00	
	700-4050-7068-0000		CONTRACTUAL SERVICES	SWPPP & NOI SERVICES	3,000.00		
INV-003858	Invoice	10/01/2021	SWPPP & NOI SERVICES		0.00	575.00	
	700-4050-7068-0000		CONTRACTUAL SERVICES	SWPPP & NOI SERVICES	575.00		
1533	FRONTIER COMMUNICATIONS		10/01/2021	Regular	0.00	2,154.68	110324
951-197-0708-12	Invoice	09/30/2021	PHONE UTILITY		0.00	1,190.00	
	100-1230-7015-6040		TELEPHONE (POLICE DPT)	PHONE UTILITY	1,190.00		
951-197-0835-05	Invoice	09/30/2021	PHONE UTILITY		0.00	773.33	
	700-4050-7015-0000		TELEPHONE	PHONE UTILITY	773.33		
951-769-8537-03	Invoice	09/30/2021	PHONE UTILITY		0.00	108.03	
	100-1230-7015-6060		TELEPHONE (4th ST YARD	PHONE UTILITY	108.03		
951-769-8538-06	Invoice	09/30/2021	PHONE UTILITY		0.00	83.32	
	100-1230-7015-6048		TELEPHONE (POOL)	PHONE UTILITY	83.32		
3906	GUY THOMAS		10/01/2021	Regular	0.00	500.00	110325
357416	Invoice	09/30/2021	EQUIPMENT MAINTENANCE		0.00	500.00	
	700-4050-7075-0000		EQUIPMENT LEASING/RE	EQUIPMENT MAINTENANCE	500.00		
4398	HADRONEX INC		10/01/2021	Regular	0.00	21,536.40	110326
19354	Invoice	10/01/2021	WWTP SMART COVERS		0.00	21,536.40	
	700-4050-8040-0000		EQUIPMENT	WWTP SMART COVERS	21,536.40		
4181	HASA, INC		10/01/2021	Regular	0.00	11,509.54	110327
754564	Invoice	09/30/2021	DEPT SUPPLIES		0.00	2,833.22	
	700-4050-7070-0000		SPECIAL DEPT SUPPLIES	DEPT SUPPLIES	2,833.22		
770083	Invoice	09/30/2021	DEPT SUPPLIES		0.00	2,593.79	
	700-4050-7070-0000		SPECIAL DEPT SUPPLIES	DEPT SUPPLIES	2,593.79		
773077	Invoice	09/30/2021	DEPT SUPPLIES		0.00	3,080.79	
	700-4050-7070-0000		SPECIAL DEPT SUPPLIES	DEPT SUPPLIES	3,080.79		
775362	Invoice	09/30/2021	DEPT SUPPLIES		0.00	3,001.74	
	700-4050-7070-0000		SPECIAL DEPT SUPPLIES	DEPT SUPPLIES	3,001.74		
3515	HD SUPPLY FACILITIES MAINTENANCE LTD		10/01/2021	Regular	0.00	55.49	110328

Check Report

Date Range: 09/24/2021 - 10/01/2021

Vendor Number / Payable #	Vendor Name / Payable Type / Account Number	Post Date	Payment Date / Payable Description / Account Name	Payment Type / Item Description	Discount Amount / Discount Amount / Distribution Amount	Payment Amount / Payable Amount	Number
713649	Invoice	10/01/2021	WWTP DEPT SUPPLIES		0.00	55.49	
	700-4050-7070-0000		SPECIAL DEPT SUPPLIES	WWTP DEPT SUPPLIES		55.49	
1624	HIGH TECH IRRIGATION,INC.		10/01/2021	Regular	0.00	327.88	110329
686163	Invoice	09/30/2021	DEPT SUPPLIES		0.00	327.88	
	100-6050-7070-5350		SPEC DEPT EXP - SHADO	DEPT SUPPLIES		327.88	
1638	HOWARD'S		10/01/2021	Regular	0.00	4,710.00	110330
2265	Invoice	09/30/2021	WEED ABATEMENT		0.00	210.00	
	100-2030-7039-0000		CODE ENFORCEMENT	WEED ABATEMENT		210.00	
2339	Invoice	09/30/2021	WEED ABATEMENT		0.00	4,500.00	
	100-6050-7157-014A		TREE TRIMMING IA 14A	WEED ABATEMENT		4,500.00	
4259	JENNIFER LYNN WINDLE		10/01/2021	Regular	0.00	4,725.00	110331
2119	Invoice	09/30/2021	DEPT SUPPLIES		0.00	4,725.00	
	100-1200-7070-0000		SPECIAL DEPT SUPPLIES	DEPT SUPPLIES		4,725.00	
4396	LPA INC		10/01/2021	Regular	0.00	1,429.25	110332
101198	Invoice	10/01/2021	PD FEASIBILITY STUDY		0.00	1,429.25	
	500-0000-7068-0000		CONTRACTUAL SERVICE	PD FEASIBILITY STUDY		1,429.25	
1895	M BREY ELECTRIC INC		10/01/2021	Regular	0.00	3,008.81	110333
7050	Invoice	10/01/2021	WW ELECTRICAL SERVICES		0.00	3,008.81	
	700-4050-7068-0000		CONTRACTUAL SERVICES	WW ELECTRICAL SERVICES		3,008.81	
1979	MUTUAL OF OMAHA		10/01/2021	Regular	0.00	1,112.50	110334
F 01181356	Invoice	09/30/2021	RETIREMENT SERVICES		0.00	920.00	
	100-1240-7068-0000		CONTRACTUAL SERVICES	RETIREMENT SERVICES		920.00	
F 01181357	Invoice	09/30/2021	ADMINISTRATIVE SERVICES		0.00	192.50	
	100-1240-6050-0000		RECRUITMENT AND HIRI	ADMINISTRATIVE SERVICES		192.50	
1984	NAPA AUTO PARTS		10/01/2021	Regular	0.00	389.56	110335
161409	Invoice	09/30/2021	VEHICLE MAINTENANCE		0.00	8.07	
	100-6050-7037-0000		VEHICLE MAINTENANCE	VEHICLE MAINTENANCE		8.07	
161903	Invoice	09/30/2021	VEHICLE MAINTENANCE		0.00	29.08	
	750-7800-7037-0000		VEHICLE MAINTENANCE	VEHICLE MAINTENANCE		29.08	
161952	Invoice	09/30/2021	VEHICLE MAINTENANCE		0.00	8.07	
	100-6050-7037-0000		VEHICLE MAINTENANCE	VEHICLE MAINTENANCE		8.07	
162353	Invoice	09/30/2021	VEHICLE MAINTENANCE		0.00	2.14	
	100-6050-7037-0000		VEHICLE MAINTENANCE	VEHICLE MAINTENANCE		2.14	
162927	Invoice	09/30/2021	VEHICLE MAINTENANCE		0.00	132.61	
	700-4050-7037-0000		VEHICLE MAINTENANCE	VEHICLE MAINTENANCE		132.61	

Vendor Number	Vendor Name		Payment Date	Payment Type	Discount Amount	Payment Amount	Number
163280	Invoice	09/30/2021	VEHICLE MAINTENANCE		0.00	18.85	
	100-6050-7037-0000	VEHICLE MAINTENANCE	VEHICLE MAINTENANCE		18.85		
163318	Invoice	09/30/2021	VEHICLE MAINTENANCE		0.00	190.74	
	750-7400-7037-0000	VEHICLE MAINTENANCE	VEHICLE MAINTENANCE		190.74		
3538	NUCKLES OIL COMPANY INC		10/01/2021	Regular	0.00	434.72	110336
Payable #	**Payable Type**	**Post Date**	**Payable Description**		**Discount Amount**	**Payable Amount**	
	Account Number	**Account Name**		**Item Description**	**Distribution Amount**		
667419	Invoice	09/30/2021	FUEL EXPENSE		0.00	434.72	
	700-4050-7050-0000	FUEL		FUEL EXPENSE	434.72		
1317	OCCUPATIONAL HEALTH CENTERS		10/01/2021	Regular	0.00	105.00	110337
Payable #	**Payable Type**	**Post Date**	**Payable Description**		**Discount Amount**	**Payable Amount**	
	Account Number	**Account Name**		**Item Description**	**Distribution Amount**		
72613754	Invoice	09/30/2021	HIRING COSTS		0.00	105.00	
	100-1240-6050-0000	RECRUITMENT AND HIRI		HIRING COSTS	105.00		
2009	O'REILLY AUTO PARTS		10/01/2021	Regular	0.00	223.58	110338
Payable #	**Payable Type**	**Post Date**	**Payable Description**		**Discount Amount**	**Payable Amount**	
	Account Number	**Account Name**		**Item Description**	**Distribution Amount**		
2678-376936	Invoice	09/30/2021	EQUIPMENT MAINTENANCE		0.00	8.21	
	100-6050-7090-0000	EQUIPMENT SUPPLIES/M		EQUIPMENT MAINTENANCE	8.21		
2678-376946	Invoice	09/30/2021	EQUIPMENT MAINTENANCE		0.00	15.07	
	100-6050-7090-0000	EQUIPMENT SUPPLIES/M		EQUIPMENT MAINTENANCE	15.07		
2678-379226	Invoice	09/30/2021	VEHICLE MAINTENANCE		0.00	18.31	
	100-6050-7037-0000	VEHICLE MAINTENANCE		VEHICLE MAINTENANCE	18.31		
2678-379488	Invoice	09/30/2021	VEHICLE MAINTENANCE		0.00	72.36	
	100-6050-7037-0000	VEHICLE MAINTENANCE		VEHICLE MAINTENANCE	72.36		
2678-381438	Credit Memo	09/30/2021	VEHICLE MAINTENANCE		0.00	-18.00	
	750-7600-7037-0000	VEHICLE MAINTENANCE		VEHICLE MAINTENANCE	-18.00		
2678-382221	Invoice	09/30/2021	VEHICLE MAINTENANCE		0.00	86.73	
	100-6050-7037-0000	VEHICLE MAINTENANCE		VEHICLE MAINTENANCE	86.73		
2678-382340	Invoice	09/30/2021	VEHICLE MAINTENANCE		0.00	40.90	
	700-4050-7037-0000	VEHICLE MAINTENANCE		VEHICLE MAINTENANCE	40.90		
3642	PLACEWORKS, INC		10/01/2021	Regular	0.00	234.60	110339
Payable #	**Payable Type**	**Post Date**	**Payable Description**		**Discount Amount**	**Payable Amount**	
	Account Number	**Account Name**		**Item Description**	**Distribution Amount**		
76010	Invoice	10/01/2021	Terra Gen PP2021-0335 ENV2021-0015 C		0.00	234.60	
	100-1350-7068-0000	CONTRACTUAL SERVICES		Terra Gen PP2021-0335 ENV202	234.60		
2074	PRE-PAID LEGAL SERVICES INC		10/01/2021	Regular	0.00	538.10	110340
Payable #	**Payable Type**	**Post Date**	**Payable Description**		**Discount Amount**	**Payable Amount**	
	Account Number	**Account Name**		**Item Description**	**Distribution Amount**		
INV0000093	Invoice	08/27/2021	PREPAID LEGAL		0.00	273.04	
	100-0000-2045-0000	PRE PAID LEGAL		PREPAID LEGAL	273.04		
INV0000148	Invoice	09/10/2021	PREPAID LEGAL		0.00	265.06	
	100-0000-2045-0000	PRE PAID LEGAL		PREPAID LEGAL	265.06		
3552	PROPS AV, LLC		10/01/2021	Regular	0.00	2,869.69	110341
Payable #	**Payable Type**	**Post Date**	**Payable Description**		**Discount Amount**	**Payable Amount**	
	Account Number	**Account Name**		**Item Description**	**Distribution Amount**		
INV-02878	Invoice	09/30/2021	COMPUTER EQUIPMENT		0.00	2,869.69	
	100-1230-7072-0000	COMPUTER SUPPLIES/MA		COMPUTER EQUIPMENT	2,869.69		
3652	PRUDENTIAL OVERALL SUPPLY		10/01/2021	Regular	0.00	89.43	110342

Vendor Number / Payable #	Vendor Name / Payable Type	Post Date	Payment Date / Payable Description	Payment Type	Discount Amount / Payable Amount	Payment Amount	Number
	Account Number	Account Name		Item Description	Distribution Amount		
23215142	Invoice	10/01/2021	WW - Prudential Uniforms		0.00	89.43	
	700-4050-7065-0000	UNIFORMS		WW - Prudential Uniforms	89.43		
2098	QUILL CORPORATON		10/01/2021	Regular	0.00	135.38	110343
19094260	Invoice	09/30/2021	DEPT SUPPLIES		0.00	135.38	
	100-6000-7070-6045	SPEC DEPT EXP- COMMU		DEPT SUPPLIES	135.38		
2104	RAMONA HUMANE SOCIETY INC		10/01/2021	Regular	0.00	3,020.22	110344
COB08312 08/31	Invoice	10/01/2021	Ramona Humane Society Sheltering Servi		0.00	3,020.22	
	100-2000-7068-0000	CONTRACTUAL SERVICES		Ramona Humane Society Shelte	3,020.22		
4428	RHA LANDSCAPE ARCHITECTS-PLANNERS, INC.		10/01/2021	Regular	0.00	6,350.00	110345
0821035	Invoice	10/01/2021	LANDSCAPE ARCHITECTURAL & ENGINEE		0.00	6,350.00	
	500-0000-8990-0000	CAPITAL OUTLAY		LANDSCAPE ARCHITECTURAL &	6,350.00		
3436	RIGHT SOLUTION PLUMBING		10/01/2021	Regular	0.00	150.00	110346
11928 CHECK 2	Invoice	09/30/2021	BUILDING MAINTENANCE		0.00	150.00	
	100-6000-7085-6055	BLDG MAINT- FIRE STATIO		BUILDING MAINTENANCE	150.00		
3681	RIVERSIDE COUNTY DEPARTMENT OF WASTE R		10/01/2021	Regular	0.00	832.47	110347
202108000169	Invoice	09/30/2021	DEPT SUPPLIES		0.00	832.47	
	100-6050-7070-0000	SPECIAL DEPT SUPPLIES		DEPT SUPPLIES	88.10		
	100-6050-7070-008A	SPEC DEPT EXP - IA 8A		DEPT SUPPLIES	18.89		
	100-6050-7070-008D	SPEC DEPT EXP - IA 8D		DEPT SUPPLIES	88.33		
	100-6050-7070-014B	SPEC DEPT EXP - IA 14B		DEPT SUPPLIES	132.20		
	100-6050-7070-016X	SPEC DEPT EXP - IA 16		DEPT SUPPLIES	58.53		
	100-6050-7070-017C	SPEC DEPT EXP - IA 17C		DEPT SUPPLIES	96.52		
	100-6050-7070-020X	SPEC DEPT EXP - IA 20		DEPT SUPPLIES	44.70		
	100-6050-7070-023X	SPEC DEPT EXP - IA 23		DEPT SUPPLIES	14.75		
	100-6050-7070-06A1	SPEC DEPT EXP - IA 6A1		DEPT SUPPLIES	108.04		
	100-6050-7070-5000	SPEC DEPT EXP - THREE RI		DEPT SUPPLIES	67.40		
	100-6050-7070-5150	SPEC DEPT EXP - MOUNT		DEPT SUPPLIES	44.70		
	100-6050-7070-5300	SPEC DEPT EXP - SENECA		DEPT SUPPLIES	44.70		
	100-6050-7070-5450	SPEC DEPT EXP - STETSON		DEPT SUPPLIES	25.61		
4456	SAMANTHA ANTHONY		10/01/2021	Regular	0.00	55.00	110348
R01185231	Invoice	09/30/2021	REFUND FOR 3 YEAR PET LICENSE, MOVE		0.00	55.00	
	100-0000-4210-2000	ANIMAL LICENSE - BEAU		REFUND FOR 3 YEAR PET LICENS	55.00		
3835	SEGURA FAMILY INVESTMENT INC		10/01/2021	Regular	0.00	217.65	110349
1874	Invoice	09/30/2021	VEHICLE MAINTENANCE		0.00	217.65	
	100-6050-7037-0000	VEHICLE MAINTENANCE		VEHICLE MAINTENANCE	217.65		
2292	SIRCHIE		10/01/2021	Regular	0.00	692.58	110350

Check Report **Date Range: 09/24/20 021**

Vendor Number / Payable #	Vendor Name / Payable Type / Account Number	Post Date / Account Name	Payment Date / Payable Description / Item Description	Payment Type	Discount Amount / Discount Amount / Distribution Amount	Payment Amount / Payable Amount	Number
0514126-IN	Invoice	09/30/2021	DEPT SUPPLIES		0.00	692.58	
	100-2050-7070-0000	SPECIAL	DEPT SUPPLIES	DEPT SUPPLIES	692.58		
3031	SMARTHIRE		10/01/2021	Regular	0.00	625.00	110351
51358	Invoice	09/30/2021	HIRING COSTS		0.00	625.00	
	100-1240-6050-0000	RECRUITMENT AND HIRI		HIRING COSTS	625.00		
4453	SONIA PEREZ		10/01/2021	Regular	0.00	40.00	110352
R01184197	Invoice	09/30/2021	DEPOSIT REFUND		0.00	40.00	
	100-0000-4591-0000	PARKS RENTAL		DEPOSIT REFUND	40.00		
2382	T MOBILE		10/01/2021	Regular	0.00	800.00	110353
9466804354	Invoice	09/30/2021	DEPT SUPPLIES		0.00	800.00	
	100-2050-7070-0000	SPECIAL	DEPT SUPPLIES	DEPT SUPPLIES	800.00		
2416	THE PRESS-ENTERPRISE		10/01/2021	Regular	0.00	1,990.20	110354
0011473128	Invoice	09/30/2021	ADVERTISING		0.00	451.20	
	100-1150-7020-0000	ADVERTISING		ADVERTISING	451.20		
0011473989	Invoice	09/30/2021	ADVERTISING		0.00	1,343.00	
	100-1150-7020-0000	ADVERTISING		ADVERTISING	1,343.00		
0011477167	Invoice	09/30/2021	ADVERTISING		0.00	196.00	
	100-1150-7020-0000	ADVERTISING		ADVERTISING	196.00		
4386	THERMO SCIENTIFIC PORTABLE ANALYTICAL IN		10/01/2021	Regular	0.00	29,814.43	110355
INV125690	Invoice	10/01/2021	Tru Narc Solution Kit and Warranty		0.00	29,814.43	
	100-2050-7090-0000	EQUIPMENT SUPPLIES/M		Tru Narc Unlimited with Warran	29,244.43		
	100-2050-7090-0000	EQUIPMENT SUPPLIES/M		Tru Narc Solution Kit	570.00		
2430	TIME WARNER CABLE		10/01/2021	Regular	0.00	151.12	110356
0013594092021	Invoice	09/30/2021	PHONE UTILITY		0.00	151.12	
	100-1230-7015-6040	TELEPHONE (POLICE DPT)		PHONE UTILITY	151.12		
2430	TIME WARNER CABLE		10/01/2021	Regular	0.00	49.97	110357
0014188092021	Invoice	09/30/2021	PHONE UTILITY		0.00	49.97	
	100-1230-7015-6055	TELEPHONE (MAPLE AVE)		PHONE UTILITY	49.97		
2922	TOI WILTZ		10/01/2021	Regular	0.00	40.00	110358
R01183664	Invoice	09/30/2021	DEPOSIT REFUND		0.00	40.00	
	100-0000-4591-0000	PARKS RENTAL		DEPOSIT REFUND	40.00		
2873	TPX COMMUNICATIONS		10/01/2021	Regular	0.00	516.72	110359

Vendor Number / Payable #	Vendor Name / Payable Type	Post Date	Payment Date / Payable Description	Payment Type	Discount Amount / Payment Amount	Number
	Account Number	Account Name		Item Description	Distribution Amount	
147683085-0	Invoice	09/30/2021	PHONE UTILITY		0.00 516.72	
	100-1230-7015-6040	TELEPHONE (POLICE DPT)		PHONE UTILITY	516.72	
2456	TURF STAR, INC.		10/01/2021	Regular	0.00 816.76	110360
7191519-00	Invoice	09/30/2021	EQUIPMENT MAINTENANCE		0.00 117.99	
	100-6050-7090-0000	EQUIPMENT SUPPLIES/M		EQUIPMENT MAINTENANCE	117.99	
7193531-00	Invoice	09/30/2021	EQUIPMENT MAINTENANCE		0.00 698.77	
	100-6050-7090-0000	EQUIPMENT SUPPLIES/M		EQUIPMENT MAINTENANCE	698.77	
2484	VERIZON		10/01/2021	Regular	0.00 406.45	110361
9887156314	Invoice	09/30/2021	IPADS - 1550		0.00 152.04	
	100-1230-7015-0000	TELEPHONE		IPADS - 1550	152.04	
9887156315	Invoice	09/30/2021	IPADS - 3100		0.00 152.04	
	100-1230-7015-0000	TELEPHONE		IPADS - 3100	152.04	
9887156316	Invoice	09/30/2021	IPADS - 1550/6050		0.00 102.37	
	100-1230-7015-0000	TELEPHONE		IPADS - 1550/6050	102.37	
2516	VOHNE LICHE KENNELS INC		10/01/2021	Regular	0.00 431.00	110362
17573	Invoice	09/30/2021	K9 DEPT SUPPLIES		0.00 431.00	
	100-2080-7070-0000	SPECIAL DEPT SUPPLIES		K9 DEPT SUPPLIES	431.00	
3908	WEST COAST ARBORISTS, INC		10/01/2021	Regular	0.00 10,650.00	110363
174633	Invoice	10/01/2021	Tree maintenance Sundance community		0.00 10,650.00	
	100-6050-7157-5100	TREE TRIMMING - FALLEN		Tree maintenance Sundance co	10,650.00	
2556	XYLEM WATER SOLUTIONS, INC		10/01/2021	Regular	0.00 2,175.48	110364
3556B85629	Invoice	10/01/2021	MESA PUMP - FLYGT MODEL NT-3315.095		0.00 2,175.48	
	700-4050-8040-0000	EQUIPMENT		MESA PUMP - FLYGT MODEL NT-	2,175.48	
3675	ZENITH AMERICAN SOLUTIONS		10/01/2021	Regular	0.00 31.32	110365
INV0000098	Invoice	08/27/2021	ZENITH		0.00 15.66	
	100-0000-2085-0000	ZENITH WITHHOLDING		ZENITH	15.66	
INV0000153	Invoice	09/10/2021	ZENITH		0.00 15.66	
	100-0000-2085-0000	ZENITH WITHHOLDING		ZENITH	15.66	
1599	GUARDIAN LIFE INSURANCE		09/30/2021	Bank Draft	0.00 6,039.98	DFT0003122
INV0000130	Invoice	09/10/2021	DENTAL INSURANCE		0.00 6,039.98	
	100-0000-2200-0000	HEALTH INSURANCE		DENTAL INSURANCE	6,039.98	
1599	GUARDIAN LIFE INSURANCE		09/30/2021	Bank Draft	0.00 566.16	DFT0003136

Check Report

Date Range: 09/24/2021 - 10/01/2021

Vendor Number / Payable #	Vendor Name / Payable Type	Post Date	Payment Date / Payable Description	Payment Type	Discount Amount / Discount Amount	Payment Amount / Payable Amount	Number
	Account Number		**Account Name**	**Item Description**	**Distribution Amount**		
INV0000151	Invoice	09/10/2021	VISION INSURANCE		0.00	566.16	
	100-0000-2200-0000		HEALTH INSURANCE	VISION INSURANCE		566.16	
1599	GUARDIAN LIFE INSURANCE		09/30/2021	Bank Draft	0.00	729.90	DFT0003137
Payable #	**Payable Type**	**Post Date**	**Payable Description**		**Discount Amount**	**Payable Amount**	
	Account Number		**Account Name**	**Item Description**	**Distribution Amount**		
INV0000152	Invoice	09/10/2021	GUARDIAN VOLUNTARY LIFE INSURANCE		0.00	729.90	
	100-0000-2040-0000		GUARDIAN VOLUNTARY LI	GUARDIAN VOLUNTARY LIFE INS		729.90	

Bank Code APBNK Summary

Payment Type	Payable Count	Payment Count	Discount	Payment
Regular Checks	122	73	0.00	202,046.93
Manual Checks	0	0	0.00	0.00
Voided Checks	0	0	0.00	0.00
Bank Drafts	3	3	0.00	7,336.04
EFT's	41	5	0.00	125,197.36
	166	**81**	**0.00**	**334,580.33**

All Bank Codes Check Summary

Payment Type	Payable Count	Payment Count	Discount	Payment
Regular Checks	122	73	0.00	202,046.93
Manual Checks	0	0	0.00	0.00
Voided Checks	0	0	0.00	0.00
Bank Drafts	3	3	0.00	7,336.04
EFT's	41	5	0.00	125,197.36
	166	**81**	**0.00**	**334,580.33**

Fund Summary

Fund	Name	Period	Amount
999	POOLED CASH	9/2021	10,816.55
999	POOLED CASH	10/2021	323,763.78
			334,580.33

AGENDA ITEM NO.

BEAUMONT
CALIFORNIA

WARRANTS TO BE RATIFIED

Thursday, October 07, 2021

Printed Checks	110399-110401	$	1,529.52	Utility Refunds
	110366-110398	$	91,783.56	FY 21/22
	110402-110405	$	179,119.52	
ACH	504-509	$	29,332.37	
	A/P Total	$	300,235.45	
Bank Drafts	Global Payments	$	9,163.23	
	Affant	$	650.75	
	Authnet Gateway	$	62.50	

I DO HEREBY CERTIFY THIS WARRANT LIST HAS BEEN COMPILED AND PREPARED TO MEET THE DAILY OPERATIONS FOR THE FISCAL YEAR JULY 1, 2021 - JUNE 30, 2022

SIGNATURE: _____
TITLE: CITY TREASURER

SIGNATURE: _____
TITLE: FINANCE DIRECTOR

AGENDA ITEM NO.

BEAUMONT
CALIFORNIA

WARRANTS TO BE RATIFIED

Thursday, October 07, 2021

Printed Checks	110399-110401	$	1,529.52	Utility Refunds
	110366-110398	$	91,783.56	FY 21/22
	110402-110405	$	179,119.52	
ACH	504-509	$	29,332.37	
	A/P Total	$	300,235.45	
Bank Drafts	Global Payments	$	9,163.23	
	Affant	$	650.75	
	Authnet Gateway	$	62.50	

I DO HEREBY CERTIFY THIS WARRANT LIST HAS BEEN COMPILED AND PREPARED TO MEET THE DAILY OPERATIONS FOR THE FISCAL YEAR JULY 1, 2021 - JUNE 30, 2022

SIGNATURE: _____
TITLE: CITY TREASURER

SIGNATURE: _____
TITLE: FINANCE DIRECTOR

City of Beaumont, CA

Check Item 2. rt

By Check Number

Date Range: 10/02/2021 - 10/07/2021

Vendor Number	Vendor Name	Payment Date	Payment Type	Discount Amount	Payment Amount	
Bank Code: APBNK-AP Bank						
2725	US BANK CORPORATE PAYMENT SYSTEMS	10/06/2021	EFT	0.00	20,242.37	504

Payable #	Payable Type	Post Date	Payable Description	Discount Amount	Payable Amount
	Account Number	**Account Name**	**Item Description**	**Distribution Amount**	
24000971231135	Invoice	10/07/2021	THE UPS STORE - DEPT SUPPLIES	0.00	23.11
	700-4050-7070-0000	SPECIAL DEPT SUPPLIES	THE UPS STORE - DEPT SUPPLIES	23.11	
24011341242000	Invoice	10/07/2021	CVENT - APA VIRTUAL CONFERENCE	0.00	200.00
	100-1350-7066-0000	TRAVEL, EDUCATION, TRA	CVENT - APA VIRTUAL CONFERE	200.00	
24013391224001	Invoice	10/07/2021	TOP-LINE - DEPT SUPPLIES	0.00	215.07
	700-4050-7070-0000	SPECIAL DEPT SUPPLIES	TOP-LINE - DEPT SUPPLIES	215.07	
24013391225002	Invoice	10/07/2021	TOP-LINE - DEPT SUPPLIES	0.00	30.20
	700-4050-7070-0000	SPECIAL DEPT SUPPLIES	TOP-LINE - DEPT SUPPLIES	30.20	
24013391229002	Invoice	10/07/2021	TOP-LINE - VEHICLE MAINTENANCE	0.00	1.41
	750-8300-7037-0000	VEHICLE MAINTENANCE	TOP-LINE - VEHICLE MAINTENA	1.41	
24013391237004	Invoice	10/07/2021	TOP-LINE - DEPT SUPPLIES	0.00	26.29
	100-3250-7070-0000	SPECIAL DEPT SUPPLIES	TOP-LINE - DEPT SUPPLIES	26.29	
24013391237004	Invoice	10/07/2021	TOP-LINE - VEHICLE MAINTENANCE	0.00	18.21
	100-6050-7037-0000	VEHICLE MAINTENANCE	TOP-LINE - VEHICLE MAINTENA	18.21	
24013391238004	Invoice	10/07/2021	TOP-LINE - VEHICLE MAINTENANCE	0.00	103.44
	750-7300-7037-0000	VEHICLE MAINTENANCE	TOP-LINE - VEHICLE MAINTENA	103.44	
24013391238004	Invoice	10/07/2021	TOP-LINE - LIFT STATIONS	0.00	134.77
	700-4050-7070-0000	SPECIAL DEPT SUPPLIES	TOP-LINE - LIFT STATIONS	134.77	
24013391240004	Invoice	10/07/2021	TOP-LINE - DEPT SUPPLIES	0.00	82.32
	700-4050-7070-0000	SPECIAL DEPT SUPPLIES	TOP-LINE - DEPT SUPPLIES	82.32	
24040831235900	Invoice	10/07/2021	ACTION TRUE VALUE HARDWARE - EQPM	0.00	22.65
	100-6050-7090-6045	SPEC DEPT EXP- COMMU	ACTION TRUE VALUE HARDWAR	22.65	
24072801250206	Invoice	10/07/2021	RICKLY HYDROLOGICAL - DEPT SUPPLIES	0.00	156.08
	700-4050-7070-0000	SPECIAL DEPT SUPPLIES	RICKLY HYDROLOGICAL - DEPT S	156.08	
24116411251400	Invoice	10/07/2021	JUAN POLLO - GILBERT RETIREMENT SUPP	0.00	214.42
	750-7000-7070-0000	SPECIAL DEPT SUPPLIES	JUAN POLLO - GILBERT RETIREM	214.42	
24137461223500	Invoice	10/07/2021	BMT DO IT BEST - VEHICLE MAINTENANC	0.00	9.64
	750-7400-7037-0000	VEHICLE MAINTENANCE	BMT DO IT BEST - VEHICLE MAI	9.64	
24137461224500	Invoice	10/07/2021	BMT DO IT BEST - DEPT SUPPLIES	0.00	41.46
	700-4050-7070-0000	SPECIAL DEPT SUPPLIES	BMT DO IT BEST - DEPT SUPPLIE	41.46	
24137461224500	Invoice	10/07/2021	BMT DO IT BEST - DEPT SUPPLIES	0.00	68.26
	100-3250-7070-0000	SPECIAL DEPT SUPPLIES	BMT DO IT BEST - DEPT SUPPLIE	68.26	
24137461225500	Invoice	10/07/2021	BMT DO IT BEST - BLDG MAINTENANCE	0.00	28.53
	100-6050-7070-5700	SPEC DEPT EXP - WILD FL	BMT DO IT BEST - BLDG MAINTE	28.53	
24137461225500	Invoice	10/07/2021	BMT DO IT BEST - EQPMT MAINTENANCE	0.00	208.02
	100-6050-7090-06A1	EQUIP SUPPLIES/MAINT -	BMT DO IT BEST - EQPMT MAIN	208.02	
24137461225500	Invoice	10/07/2021	BMT DO IT BEST - EQPMT MAINTENANCE	0.00	40.38
	100-6050-7090-5999	EQUIP SUPPLIES/MAINT -	BMT DO IT BEST - EQPMT MAIN	40.38	
24137461226501	Invoice	10/07/2021	BMT DO IT BEST - BLDG MAINTENANCE	0.00	30.94
	100-6000-7085-6045	BLDG MAINT- COMMUNI	BMT DO IT BEST - BLDG MAINTE	30.94	
24137461227500	Invoice	10/07/2021	BMT DO IT BEST - BLDG MAINTENANCE	0.00	17.23
	100-6000-7085-6045	BLDG MAINT- COMMUNI	BMT DO IT BEST - BLDG MAINTE	17.23	
24137461229500	Invoice	10/07/2021	BMT DO IT BEST - BLDG MAINTENANCE	0.00	42.92
	100-6000-7085-6045	BLDG MAINT- COMMUNI	BMT DO IT BEST - BLDG MAINTE	42.92	
24137461229500	Invoice	10/07/2021	BMT DO IT BEST - BLDG MAINTENANCE	0.00	368.21
	100-6000-7085-6045	BLDG MAINT- COMMUNI	BMT DO IT BEST - BLDG MAINTE	368.21	
24137461230500	Invoice	10/07/2021	BMT DO IT BEST - DEPT SUPPLIES	0.00	28.19
	700-4050-7070-0000	SPECIAL DEPT SUPPLIES	BMT DO IT BEST - DEPT SUPPLIE	28.19	
24137461231500	Invoice	10/07/2021	BMT DO IT BEST - BLDG MAINTENANCE	0.00	32.24

Vendor Number	Vendor Name	Payment Date	Payment Type	Discount Amount	Payment Amount
	100-6000-7085-6045	BLDG MAINT- COMMUNI	BMT DO IT BEST - BLDG MAINTE		32.24
24137461231500	Invoice	10/07/2021	BMT DO IT BEST - BLDG MAINTENANCE	0.00	46.49
	100-6050-7090-6045	SPEC DEPT EXP- COMMU	BMT DO IT BEST - BLDG MAINTE		46.49
24137461231500	Invoice	10/07/2021	BMT DO IT BEST - DEPT SUPPLIES	0.00	46.32
	100-3250-7070-0000	SPECIAL DEPT SUPPLIES	BMT DO IT BEST - DEPT SUPPLIE		46.32
24137461236500	Invoice	10/07/2021	BMT DO IT BEST - BLDG MAINTENANCE	0.00	48.61
	100-6050-7070-5050	SPEC DEPT EXP - DEFORG	BMT DO IT BEST - BLDG MAINTE		48.61
24137461238500	Invoice	10/07/2021	BMT DO IT BEST - EQPMT MAINTENANCE	0.00	10.94
	100-6050-7090-5999	EQUIP SUPPLIES/MAINT -	BMT DO IT BEST - EQPMT MAIN		10.94
24137461239500	Invoice	10/07/2021	BMT DO IT BEST - BLDG MAINTENANCE	0.00	41.54
	100-6000-7085-6025	BLDG MAINT - CITY HALL	BMT DO IT BEST - BLDG MAINTE		41.54
24137461239500	Invoice	10/07/2021	BMT DO IT BEST - DEPT SUPPLIES	0.00	5.33
	700-4050-7070-0000	SPECIAL DEPT SUPPLIES	BMT DO IT BEST - DEPT SUPPLIE		5.33
24137461240501	Invoice	10/07/2021	BMT DO IT BEST - DEPT SUPPLIES	0.00	69.46
	700-4050-7070-0000	SPECIAL DEPT SUPPLIES	BMT DO IT BEST - DEPT SUPPLIE		69.46
24137461244500	Invoice	10/07/2021	BMT DO IT BEST - EQUIPMENT MAINTEN	0.00	65.45
	100-6050-7090-5600	SPEC DEPT EXP - TREVINO	BMT DO IT BEST - EQUIPMENT		65.45
24137461244500	Invoice	10/07/2021	BMT DO IT BEST - BLDG MAINTENANCE	0.00	23.14
	100-6000-7085-6026	BLDG MAINT- CITY HALL B	BMT DO IT BEST - BLDG MAINTE		23.14
24137461246500	Invoice	10/07/2021	BMT DO IT BEST - BLDG MAINTENANCE	0.00	70.16
	100-6000-7085-6050	BLDG MAINT- 450 E 4TH S	BMT DO IT BEST - BLDG MAINT		70.16
24137461251500	Invoice	10/07/2021	BMT DO IT BEST - DEPT SUPPLIES	0.00	33.68
	700-4050-7070-0000	SPECIAL DEPT SUPPLIES	BMT DO IT BEST - DEPT SUPPLIE		33.68
24137461251500	Invoice	10/07/2021	STATERBROS - GILBERT RETIREMENT SUPP	0.00	63.26
	750-7000-7070-0000	SPECIAL DEPT SUPPLIES	STATERBROS - GILBERT RETIREM		63.26
24137461252500	Invoice	10/07/2021	STATER BROS - DEPT SUPPLIES	0.00	37.73
	750-7300-7070-0000	SPECIAL DEPT SUPPLIES	STATER BROS - DEPT SUPPLIES		37.73
24137461253500	Invoice	10/07/2021	BMT DO IT BEST - DEPT SUPPLIES	0.00	4.09
	700-4050-7070-0000	SPECIAL DEPT SUPPLIES	BMT DO IT BEST - DEPT SUPPLIE		4.09
24137461254501	Invoice	10/07/2021	BMT DO IT BEST - BLDG MAINTENANCE	0.00	6.53
	100-6000-7085-6045	BLDG MAINT- COMMUNI	BMT DO IT BEST - BLDG MAINT		3.26
	100-6000-7085-6055	BLDG MAINT- FIRE STATIO	BMT DO IT BEST - BLDG MAINT		3.27
24164071223105	Invoice	10/07/2021	STAPLES - OFFICE SUPPLIES	0.00	43.36
	700-4050-7025-0000	OFFICE SUPPLIES	STAPLES - OFFICE SUPPLIES		43.36
24164071230105	Invoice	10/07/2021	STAPLES - OFFICE SUPPLIES	0.00	66.78
	700-4050-7025-0000	OFFICE SUPPLIES	STAPLES - OFFICE SUPPLIES		66.78
24207851237170	Invoice	10/07/2021	CAPIO - MEMBERSHIP	0.00	275.00
	100-1200-7030-0000	DUES & SUBSCRIPTIONS	CAPIO - MEMBERSHIP		275.00
24207851252174	Invoice	10/07/2021	PD SAFETY SUPPLY - DEPT SUPPLIES	0.00	201.68
	700-4050-7070-0000	SPECIAL DEPT SUPPLIES	PD SAFETY SUPPLY - DEPT SUPP		201.68
24231681224091	Invoice	10/07/2021	HARBOR FREIGHT - DEPT SUPPLIES	0.00	17.11
	700-4050-7070-0000	SPECIAL DEPT SUPPLIES	HARBOR FREIGHT - DEPT SUPPLI		17.11
24231681231556	Invoice	10/07/2021	TELMA RETARDER - VEHICLE MAINTENAN	0.00	623.63
	750-7300-7037-0000	VEHICLE MAINTENANCE	TELMA RETARDER - VEHICLE MA		623.63
24239001238900	Invoice	10/07/2021	CUSTOM TROPHIES - PD CEREMONY AWA	0.00	253.21
	100-2050-7035-0000	LOCAL MEETINGS	CUSTOM TROPHIES - PD CEREM		253.21
24251381229030	Invoice	10/07/2021	BMT SAFE & LOCK - VEHICLE MAINTENAN	0.00	6.94
	750-7300-7037-0000	VEHICLE MAINTENANCE	BMT SAFE & LOCK - VEHICLE MA		6.94
24332391233000	Invoice	10/07/2021	WATER ANYWHERE - DEPT SUPPLIES	0.00	3,677.94
	700-4050-7070-0000	SPECIAL DEPT SUPPLIES	WATER ANYWHERE - DEPT SUPP		3,677.94
24377351231000	Invoice	10/07/2021	FULLER TRUCK - VEHICLE MAINTENANCE	0.00	1,922.70
	700-4050-7037-0000	VEHICLE MAINTENANCE	FULLER TRUCK - VEHICLE MAINT		1,922.70

Vendor Number	Vendor Name		Payment Date	Payment Type	Discount Amount	Payment Amount
24431051224838	Invoice	10/07/2021	NAPA - DEPT SUPPLIES		0.00	134.69
	700-4050-7070-0000		SPECIAL DEPT SUPPLIES	NAPA - DEPT SUPPLIES		134.69
24431051232838	Invoice	10/07/2021	NAPA - EQPMT MAINTENANCE		0.00	8.61
	100-6050-7090-5999		EQUIP SUPPLIES/MAINT -	NAPA - EQPMT MAINTENANCE		8.61
24431051236838	Invoice	10/07/2021	NAPA - EQUIPMENT MAINTENANCE		0.00	33.38
	100-6050-7090-5999		EQUIP SUPPLIES/MAINT -	NAPA - EQUIPMENT MAINTENA		33.38
24431051253838	Invoice	10/07/2021	NAPA - EQPMT MAINTENANCE		0.00	59.78
	100-6050-7090-5999		EQUIP SUPPLIES/MAINT -	NAPA - EQPMT MAINTENANCE		59.78
24435651237200	Invoice	10/07/2021	NATIONAL STORMWATER - DEPT SUPPLIE		0.00	1,498.00
	100-3100-7066-0000		TRAVEL, EDUCATION, TRA	NATIONAL STORMWATER - DEPT		1,498.00
24445001229300	Invoice	10/07/2021	BATTERY JACK - BATTERIES FOR POLICE RA		0.00	244.30
	100-2050-7057-0000		ERICA	BATTERY JACK - BATTERIES FOR		244.30
24445001237000	Invoice	10/07/2021	WALGREENS - DEPT SUPPLIES		0.00	21.53
	100-1550-7070-0000		SPECIAL DEPT SUPPLIES	WALGREENS - DEPT SUPPLIES		21.53
24445001251000	Invoice	10/07/2021	DOLLAR TREE - EVENT SUPPLIES		0.00	56.33
	100-1550-7040-0000		RECREATION PROGRAMS	DOLLAR TREE - EVENT SUPPLIES		56.33
24492151223854	Invoice	10/07/2021	BMT CHAMBER - STATE OF THE CITY SPON		0.00	3,450.00
	100-1200-7035-0000		LOCAL MEETINGS	BMT CHAMBER - STATE OF THE		3,450.00
24492151228852	Invoice	10/07/2021	IAPE - EMP TRAINING		0.00	395.00
	100-2050-7066-0000		TRAVEL, EDUCATION, TRA	IAPE - EMP TRAINING		395.00
24492151235740	Invoice	10/07/2021	BMT CHAMBER - STATE OF THE CITY ATTE		0.00	630.00
	100-1200-7035-0000		LOCAL MEETINGS	BMT CHAMBER - STATE OF THE		630.00
24492151243852	Invoice	10/07/2021	OWPSACSTATE - EMP TRAINING		0.00	117.55
	700-4050-7066-0000		TRAVEL, EDUCATION, TRA	OWPSACSTATE - EMP TRAINING		117.55
24492151243852	Invoice	10/07/2021	OWPSACSTATE - EMP TRAINING		0.00	168.25
	700-4050-7066-0000		TRAVEL, EDUCATION, TRA	OWPSACSTATE - EMP TRAINING		168.25
24492151243894	Invoice	10/07/2021	LEAGUE OF CA CITIES - LUNCHEON SANTO		0.00	60.00
	100-1050-7066-0000		TRAVEL, EDUCATION, TRA	LEAGUE OF CA CITIES - LUNCHE		60.00
24492151253854	Invoice	10/07/2021	BMT POWER - EQPMT MAINTENANCE		0.00	71.09
	100-6050-7090-008D		EQUIP SUPPLIES/MAINT -	BMT POWER - EQPMT MAINTE		71.09
24493981232081	Invoice	10/07/2021	HARRINGTON IND PLASTICS - DEPT SUPPL		0.00	64.35
	700-4050-7070-0000		SPECIAL DEPT SUPPLIES	HARRINGTON IND PLASTICS - DE		64.35
24559301223900	Invoice	10/07/2021	CSMFO - EMPLOYEE TRAINING		0.00	300.00
	100-1225-7066-0000		TRAVEL, EDUCATION, TRA	CSMFO - EMPLOYEE TRAINING		300.00
24559301239900	Invoice	10/07/2021	CACEO - EMPLOYEE TRAINING		0.00	299.00
	100-2030-7066-0000		TRAVEL, EDUCATION, TRA	CACEO - EMPLOYEE TRAINING		299.00
24559301239900	Invoice	10/07/2021	CACEO - EMPLOYEE TRAINING		0.00	299.00
	100-2030-7066-0000		TRAVEL, EDUCATION, TRA	CACEO - EMPLOYEE TRAINING		299.00
24692161232100	Invoice	10/07/2021	HOME DEPOT - DEPT SUPPLIES		0.00	92.41
	100-3250-7070-0000		SPECIAL DEPT SUPPLIES	HOME DEPOT - DEPT SUPPLIES		92.41
24692161236100	Invoice	10/07/2021	CHEVERON - FUEL CARD DIDN'T WORK		0.00	50.00
	700-4050-7050-0000		FUEL	CHEVERON - FUEL		50.00
24692161237100	Invoice	10/07/2021	JUST4YOU - SIGNS FOR CRC PARKING		0.00	161.63
	100-6000-7070-6045		SPEC DEPT EXP- COMMU	JUST4YOU - SIGNS FOR CRC PAR		161.63
24692161237100	Invoice	10/07/2021	WALL STREET JOURNAL - SUBSCRIPTION		0.00	4.00
	100-1200-7030-0000		DUES & SUBSCRIPTIONS	WALL STREET JOURNAL - SUBSC		4.00
24692161237100	Invoice	10/07/2021	HOME DEPOT - DEPT SUPPLIES		0.00	84.96
	100-3250-7070-0000		SPECIAL DEPT SUPPLIES	HOME DEPOT - DEPT SUPPLIES		84.96
24692161238100	Invoice	10/07/2021	TOLL ROADS - ACCOUNT REPLENISH		0.00	100.00
	100-2050-7056-0000		GOVT FEE DISTRIBUTION	TOLL ROADS - ACCOUNT REPLE		100.00
24692161240100	Invoice	10/07/2021	HOME DEPOT - EQPMT MAINTENANCE		0.00	92.24
	100-6050-7090-003X		EQUIP SUPPLIES/MAINT -	HOME DEPOT - EQPMT MAINTE		92.24

Vendor Number	Vendor Name	Payment Date	Payment Type	Discount Amount	Payment Amount
24692161244100	Invoice	10/07/2021	SOUTHWEST AIRLINES - FLIGHT CHANGE	0.00	142.99
	100-1050-7066-0000	TRAVEL, EDUCATION, TRA	SOUTHWEST AIRLINES - FLIGHT		142.99
24692161245100	Invoice	10/07/2021	HOME DEPOT - DEPT SUPPLIES	0.00	236.30
	100-3250-7070-0000	SPECIAL DEPT SUPPLIES	HOME DEPOT - DEPT SUPPLIES		236.30
24692161246100	Invoice	10/07/2021	JUST4YOU - DEPT SUPPLIES	0.00	53.85
	750-7400-7070-0000	SPECIAL DEPT SUPPLIES	JUST4YOU - DEPT SUPPLIES		53.85
24692161251100	Invoice	10/07/2021	BMT CHAMBER - GOOD MORNING BMT B	0.00	44.00
	100-1050-7035-0000	LOCAL MEETINGS	BMT CHAMBER - GOOD MORNI		22.00
	100-1200-7035-0000	LOCAL MEETINGS	BMT CHAMBER - GOOD MORNI		22.00
24717051242152	Invoice	10/07/2021	SPORTWORKS - VEHICLE MAINTENANCE	0.00	199.17
	750-7300-7037-0000	VEHICLE MAINTENANCE	SPORTWORKS - VEHICLE MAINT		199.17
24744551235430	Invoice	10/07/2021	BMT CAFE - ADMIN STAFF APPRECIATION	0.00	75.23
	100-1240-7035-0000	LOCAL MEETINGS	BMT CAFE - ADMIN STAFF APPR		75.23
24755421223172	Invoice	10/07/2021	OIL CHANGER - VEHICLE MAINTENANCE	0.00	54.66
	700-4050-7037-0000	VEHICLE MAINTENANCE	OIL CHANGER - VEHICLE MAINT		54.66
24765011224400	Invoice	10/07/2021	AMPM - PROPANE FOR FORKLIFT	0.00	26.92
	700-4050-7070-0000	SPECIAL DEPT SUPPLIES	AMPM - PROPANE FOR FORKLIF		26.92
24793381229000	Invoice	10/07/2021	GETSAFEUSA - EMP TRAINING	0.00	150.00
	100-2050-7066-0000	TRAVEL, EDUCATION, TRA	GETSAFEUSA - EMP TRAINING		150.00
24793381229000	Invoice	10/07/2021	GETSAFEUSA - EMP TRAINING	0.00	150.00
	100-2050-7066-0000	TRAVEL, EDUCATION, TRA	GETSAFEUSA - EMP TRAINING		150.00
24793381229000	Invoice	10/07/2021	GETSAFEUSA - EMP TRAINING	0.00	150.00
	100-2050-7066-0000	TRAVEL, EDUCATION, TRA	GETSAFEUSA - EMP TRAINING		150.00
24801971229690	Invoice	10/07/2021	CA WATER ENV - EMP TRAINING	0.00	25.00
	700-4050-7066-0000	TRAVEL, EDUCATION, TRA	CA WATER ENV - EMP TRAINING		25.00
24801971243690	Invoice	10/07/2021	CA WATER ENV - RENEW CERTIFICATION	0.00	91.00
	700-4050-7030-0000	DUES & SUBSCRIPTIONS	CA WATER ENV - RENEW CERTIF		91.00
24801971244690	Invoice	10/07/2021	CA WATER ENV - EMP TRAINING	0.00	192.00
	700-4050-7066-0000	TRAVEL, EDUCATION, TRA	CA WATER ENV - EMP TRAINING		192.00
24906411242129	Invoice	10/07/2021	FRED PRYOR - EMPLOYEE TRAINING	0.00	99.00
	100-1200-7066-0000	TRAVEL, EDUCATION, TRA	FRED PRYOR - EMPLOYEE TRAIN		99.00
24943011223010	Invoice	10/07/2021	HOME DEPOT - DEPT SUPPLIES	0.00	43.06
	100-2050-7070-0000	SPECIAL DEPT SUPPLIES	HOME DEPOT - DEPT SUPPLIES		43.06
24943011225010	Invoice	10/07/2021	HOME DEPOT - BLDG MAINTENANCE	0.00	125.36
	100-6000-7085-6050	BLDG MAINT- 450 E 4TH S	HOME DEPOT - BLDG MAINTEN		125.36
24943011226010	Invoice	10/07/2021	HOME DEPOT - DEPT SUPPLIES	0.00	66.88
	100-3250-7070-0000	SPECIAL DEPT SUPPLIES	HOME DEPOT - DEPT SUPPLIES		66.88
24943011226010	Invoice	10/07/2021	HOME DEPOT - BLDG MAINTENANCE	0.00	38.31
	100-6000-7085-6045	BLDG MAINT- COMMUNI	HOME DEPOT - BLDG MAINTEN		38.31
24943011226010	Invoice	10/07/2021	HOME DEPOT - EQPMT MAINTENANCE	0.00	4.83
	100-6050-7090-6028	SPEC DEPT EXP - CITY HA	HOME DEPOT - EQPMT MAINTE		4.83
24943011226010	Invoice	10/07/2021	HOME DEPOT - BLDG MAINTENANCE	0.00	61.25
	100-6000-7085-6045	BLDG MAINT- COMMUNI	HOME DEPOT - BLDG MAINTEN		61.25
24943011226010	Invoice	10/07/2021	HOME DEPOT - BLDG MAINTENANCE	0.00	32.27
	100-6050-7090-5999	EQUIP SUPPLIES/MAINT -	HOME DEPOT - BLDG MAINTEN		32.27
24943011227010	Invoice	10/07/2021	HOME DEPOT - BLDG MAINTENANCE	0.00	161.46
	100-6050-7090-6045	SPEC DEPT EXP- COMMU	HOME DEPOT - BLDG MAINTEN		161.46
24943011227010	Invoice	10/07/2021	HOME DEPOT - BLDG MAINTENANCE	0.00	161.46
	100-6050-7090-6045	SPEC DEPT EXP- COMMU	HOME DEPOT - BLDG MAINTEN		161.46
24943011227010	Invoice	10/07/2021	HOME DEPOT - BLDG MAINTENANCE	0.00	46.54
	100-6000-7085-6045	BLDG MAINT- COMMUNI	HOME DEPOT - BLDG MAINTEN		46.54
24943011229010	Invoice	10/07/2021	HOME DEPOT - DEPT SUPPLIES	0.00	33.86

Vendor Number	Vendor Name	Payment Date	Payment Type	Discount Amount	Payment Amount	Number
	100-2050-7070-0000	SPECIAL DEPT SUPPLIES	HOME DEPOT - DEPT SUPPLIES		33.86	
24943011229010	Invoice	10/07/2021	HOME DEPOT - BLDG MAINTENANCE	0.00	29.83	
	100-6000-7085-6045	BLDG MAINT- COMMUNI	HOME DEPOT - BLDG MAINTEN		29.83	
24943011230010	Invoice	10/07/2021	HOME DEPOT - BLDG MAINTENANCE	0.00	66.52	
	100-6000-7085-6045	BLDG MAINT- COMMUNI	HOME DEPOT - BLDG MAINTEN		66.52	
24943011232010	Invoice	10/07/2021	HOME DEPOT - BLDG MAINTENANCE	0.00	17.12	
	100-6000-7085-6045	BLDG MAINT- COMMUNI	HOME DEPOT - BLDG MAINTEN		17.12	
24943011233010	Invoice	10/07/2021	HOME DEPOT - BLDG MAINTENANCE	0.00	13.03	
	100-6000-7085-5050	BLDG MAINT - DEFORGE	HOME DEPOT - BLDG MAINTEN		13.03	
24943011238010	Invoice	10/07/2021	HOME DEPOT - DEPT SUPPLIES	0.00	51.63	
	700-4050-7070-0000	SPECIAL DEPT SUPPLIES	HOME DEPOT - DEPT SUPPLIES		51.63	
24943011239010	Invoice	10/07/2021	HOME DEPOT - DEPT SUPPLIES	0.00	44.83	
	100-3250-7070-0000	SPECIAL DEPT SUPPLIES	HOME DEPOT - DEPT SUPPLIES		44.83	
24943011243010	Invoice	10/07/2021	HOME DEPOT - BLDG MAINTENANCE	0.00	30.28	
	100-6000-7085-6050	BLDG MAINT- 450 E 4TH S	HOME DEPOT - BLDG MAINTEN		30.28	
24943011244010	Invoice	10/07/2021	HOME DEPOT - DEPT SUPPLIES	0.00	144.46	
	100-6050-7090-5999	EQUIP SUPPLIES/MAINT -	HOME DEPOT - DEPT SUPPLIES		144.46	
24943011245010	Invoice	10/07/2021	HOME DEPOT - BLDG MAINTENANCE	0.00	6.77	
	100-6000-7085-6050	BLDG MAINT- 450 E 4TH S	HOME DEPOT - BLDG MAINTEN		6.77	
24943011245010	Invoice	10/07/2021	HOME DEPOT - BLDG MAINTENANCE	0.00	193.89	
	100-6000-7085-6065	BLDG MAINT - 550 CALIF	HOME DEPOT - BLDG MAINTEN		193.89	
24943011246010	Invoice	10/07/2021	HOME DEPOT - BLDG MAINTENANCE	0.00	71.34	
	100-6000-7085-6050	BLDG MAINT- 450 E 4TH S	HOME DEPOT - BLDG MAINTEN		71.34	
24943011247010	Invoice	10/07/2021	HOME DEPOT - BLDG MAINTENANCE	0.00	9.95	
	100-6000-7085-6065	BLDG MAINT - 550 CALIF	HOME DEPOT - BLDG MAINTEN		9.95	
24943011251010	Invoice	10/07/2021	HOME DEPOT - DEPT SUPPLIES	0.00	60.67	
	700-4050-7070-0000	SPECIAL DEPT SUPPLIES	HOME DEPOT - DEPT SUPPLIES		60.67	
24943011252010	Invoice	10/07/2021	DEPT SUPPLIES	0.00	27.95	
	100-3250-7070-0000	SPECIAL DEPT SUPPLIES	DEPT SUPPLIES		27.95	
24943011254010	Invoice	10/07/2021	HOME DEPOT - DEPT SUPPLIES	0.00	32.26	
	700-4050-7070-0000	SPECIAL DEPT SUPPLIES	HOME DEPOT - DEPT SUPPLIES		32.26	
74072801225206	Credit Memo	10/07/2021	RICKLY HYDROLOGICAL - DEPT SUPPLIES	0.00	-1,303.20	
	700-4050-7070-0000	SPECIAL DEPT SUPPLIES	RICKLY HYDROLOGICAL -		-1,303.20	
74943011246010	Credit Memo	10/07/2021	HOME DEPOT - BLDG MAINTENANCE	0.00	-21.53	
	100-6000-7085-6050	BLDG MAINT- 450 E 4TH S	HOME DEPOT - BLDG MAINTEN		-21.53	
	Void	10/06/2021	EFT	0.00	0.00	505
	Void	10/06/2021	EFT	0.00	0.00	506
	Void	10/06/2021	EFT	0.00	0.00	507
3229	ICMA - RC	10/07/2021	EFT	0.00	6,955.49	508

Payable #	Payable Type	Post Date	Payable Description	Discount Amount	Payable Amount
	Account Number	Account Name	Item Description	Distribution Amount	
INV0000187	Invoice	09/24/2021	ICMA - RC	0.00	3,667.21
	100-0000-2075-0000	DEFERRED COMPENSATI	ICMA - RC	3,667.21	
INV0000188	Invoice	09/24/2021	ICMA	0.00	1,076.08
	100-0000-2075-0000	DEFERRED COMPENSATI	ICMA	1,076.08	
INV0000189	Invoice	09/24/2021	ICMA	0.00	2,075.00
	100-0000-2075-0000	DEFERRED COMPENSATI	ICMA	2,075.00	
INV0000190	Invoice	09/24/2021	ICMA LOAN	0.00	137.20
	100-0000-2075-0000	DEFERRED COMPENSATI	ICMA LOAN	137.20	
2264	SEIU	10/07/2021	EFT	0.00	2,134.51 509

Vendor Number / Payable #	Vendor Name / Payable Type / Account Number	Post Date	Payment Date / Payable Description / Account Name	Payment Type / Item Description	Discount Amount / Distribution Amount	Payment Amount / Payable Amount	Number
INV0000107	Invoice	08/26/2021	SEIU DUES		0.00	2.69	
	100-0000-2061-0000		P.E.R.C. DUES & INS	SEIU DUES	2.69		
INV0000163	Invoice	09/16/2021	SEIU DUES		0.00	41.58	
	100-0000-2061-0000		P.E.R.C. DUES & INS	SEIU DUES	41.58		
INV0000175	Invoice	09/24/2021	SEIU DUES		0.00	30.00	
	100-0000-2061-0000		P.E.R.C. DUES & INS	SEIU DUES	30.00		
INV0000202	Invoice	09/24/2021	SEIU DUES		0.00	2,060.24	
	100-0000-2061-0000		P.E.R.C. DUES & INS	SEIU DUES	2,060.24		
1029	AIR & HOSE SOURCE		10/06/2021	Regular	0.00	102.78	110366
435132	Invoice	10/07/2021	DEPT SUPPLIES		0.00	102.78	
	100-3250-7070-0000		SPECIAL DEPT SUPPLIES	DEPT SUPPLIES	102.78		
1050	AMAZON CAPITAL SERVICES		10/06/2021	Regular	0.00	552.19	110367
1DTH-GQV1-KFK4	Invoice	10/07/2021	OFFICE SUPPLIES		0.00	29.89	
	100-1200-7025-0000		OFFICE SUPPLIES	OFFICE SUPPLIES	29.89		
1HML-9F7F-Y1CY	Invoice	10/07/2021	EQUIPMENT MAINTENANCE		0.00	148.79	
	100-1230-7090-0000		EQUIPMENT SUPPLIES/M	EQUIPMENT MAINTENANCE	148.79		
1R74-NMCP-KRV	Invoice	10/07/2021	OFFICE SUPPLIES		0.00	346.92	
	100-1230-7025-0000		OFFICE SUPPLIES	OFFICE SUPPLIES	346.92		
1RWR-DHQN-43	Invoice	10/07/2021	OFFICE SUPPLIES		0.00	26.59	
	100-3100-7025-0000		OFFICE SUPPLIES	OFFICE SUPPLIES	26.59		
1111	BANNING MEDICAL SERVICES		10/06/2021	Regular	0.00	495.00	110368
GOR20265757	Invoice	10/07/2021	EMPLOYEE MEDICAL SERVICES		0.00	495.00	
	100-2050-6019-0000		FIRST AID	EMPLOYEE MEDICAL SERVICES	495.00		
1125	BEAUMONT CHAMBER		10/06/2021	Regular	0.00	22.00	110369
1341	Invoice	10/07/2021	SEPT GOOD MORNING BEAUMONT - MEN		0.00	22.00	
	100-1200-7035-0000		LOCAL MEETINGS	SEPT GOOD MORNING BEAUM	22.00		
1147	BEAUMONT CHERRY VALLEY WATER DIST.		10/06/2021	Regular	0.00	364.44	110370
005150-001 11/0	Invoice	10/07/2021	WATER UTILITY		0.00	118.34	
	100-6050-7010-017C		UTILITIES IA 17C	WATER UTILITY	118.34		
046156-001 11/0	Invoice	10/07/2021	WATER UTILITY		0.00	246.10	
	700-4050-7010-0000		UTILITIES	WATER UTILITY	246.10		
1136	BEAUMONT POWER EQUIPMENT		10/06/2021	Regular	0.00	345.80	110371
7392	Invoice	10/07/2021	DEPT SUPPLIES		0.00	345.80	
	100-3250-7070-0000		SPECIAL DEPT SUPPLIES	DEPT SUPPLIES	345.80		
1242	CED		10/06/2021	Regular	0.00	64.65	110372

Item 2.

Vendor Number / Payable #	Vendor Name / Payable Type	Post Date	Payment Date / Payable Description	Payment Type	Discount Amount / Discount Amount	Payment Amount / Payable Amount	Number
	Account Number		Account Name	Item Description	Distribution Amount		
0954-1005689 C	Invoice	10/07/2021	BUILDING MAINTENANCE		0.00	64.65	
	100-6000-7085-6025		BLDG MAINT - CITY HALL	BUILDING MAINTENANCE	64.65		
1302	CLINICAL LABORATORY OF SAN BERNARDINO, I		10/06/2021	Regular	0.00	6,971.00	110373
2100537	Invoice	10/07/2021	WWTP Laboratory Testing Services		0.00	6,971.00	
	700-4050-7068-0000		CONTRACTUAL SERVICES	WWTP LAB SERVICES	6,971.00		
1424	DIRECTV		10/06/2021	Regular	0.00	153.99	110374
057318158X2108	Invoice	10/07/2021	BUILDING UTILITY		0.00	153.99	
	100-6000-7010-6045		UTILITIES - COMMUNITY	BUILDING UTILITY	153.99		
4430	H2O INNOVATION USA INC		10/06/2021	Regular	0.00	6,622.32	110375
CD121327	Invoice	10/07/2021	CHEMICALS FOR THE WWTP		0.00	6,622.32	
	700-4050-7070-0000		SPECIAL DEPT SUPPLIES	CHEMICALS FOR THE WWTP	6,622.32		
1662	INFOSEND, INC		10/06/2021	Regular	0.00	0.35	110376
197193	Invoice	10/07/2021	PROFESSIONAL SERVICES		0.00	0.35	
	700-4050-7068-0000		CONTRACTUAL SERVICES	PROFESSIONAL SERVICES	0.35		
1895	M BREY ELECTRIC INC		10/06/2021	Regular	0.00	305.00	110377
7062	Invoice	10/07/2021	WW ELECTRICAL SERVICES		0.00	122.00	
	700-4050-7068-0000		CONTRACTUAL SERVICES	WW ELECTRICAL SERVICES	122.00		
7063	Invoice	10/07/2021	WW ELECTRICAL SERVICES		0.00	183.00	
	700-4050-7068-0000		CONTRACTUAL SERVICES	WW ELECTRICAL SERVICES	183.00		
1901	MANNING & KASS, ELLROD, RAMIREZ		10/06/2021	Regular	0.00	1,147.50	110378
718006	Invoice	10/07/2021	LEGAL SERVICES		0.00	1,147.50	
	100-1300-7068-000B		CONTRACTUAL SERVICES	LEGAL SERVICES	1,147.50		
3683	MASTER'S COFFEE AND WATER		10/06/2021	Regular	0.00	47.94	110379
0000000110447	Invoice	10/07/2021	OFFICE SUPPLIES		0.00	47.94	
	700-4050-7025-0000		OFFICE SUPPLIES	OFFICE SUPPLIES	47.94		
1984	NAPA AUTO PARTS		10/06/2021	Regular	0.00	304.80	110380
162335	Invoice	10/07/2021	VEHICLE MAINTENANCE		0.00	117.51	
	100-3250-7037-0000		VEHICLE MAINTENANCE	VEHICLE MAINTENANCE	117.51		
162663	Invoice	10/07/2021	VEHICLE MAINTENANCE		0.00	153.59	
	100-3250-7037-0000		VEHICLE MAINTENANCE	VEHICLE MAINTENANCE	153.59		
162667	Invoice	10/07/2021	VEHICLE MAINTENANCE		0.00	33.70	
	100-3250-7037-0000		VEHICLE MAINTENANCE	VEHICLE MAINTENANCE	33.70		
2007	NV5, INC		10/06/2021	Regular	0.00	26,428.71	110381

Vendor Number / Payable #	Vendor Name / Payable Type / Account Number	Post Date	Payment Date / Payable Description / Account Name	Payment Type / Item Description	Discount Amount / Discount Amount / Distribution Amount	Payment Amount / Payable Amount
227865	Invoice	10/07/2021	ENGINEERING PLAN	CHECK & ON CALL SU	0.00	447.50
	100-3100-7063-0000		PLAN CHECK FEES	ENGINEERING PLAN CHECK & O		447.50
227871	Invoice	10/07/2021	ENGINEERING PLAN	CHECK & ON CALL SU	0.00	752.50
	100-3100-7063-0000		PLAN CHECK FEES	ENGINEERING PLAN CHECK & O		752.50
227879	Invoice	10/07/2021	ENGINEERING PLAN	CHECK & ON CALL SU	0.00	386.25
	100-3100-7063-0000		PLAN CHECK FEES	ENGINEERING PLAN CHECK & O		386.25
227880	Invoice	10/07/2021	ENGINEERING PLAN	CHECK & ON CALL SU	0.00	590.00
	100-3100-7063-0000		PLAN CHECK FEES	ENGINEERING PLAN CHECK & O		590.00
227881	Invoice	10/07/2021	ENGINEERING PLAN	CHECK & ON CALL SU	0.00	1,743.65
	100-3100-7063-0000		PLAN CHECK FEES	ENGINEERING PLAN CHECK & O		1,743.65
227882	Invoice	10/07/2021	ENGINEERING PLAN	CHECK & ON CALL SU	0.00	821.17
	100-3100-7063-0000		PLAN CHECK FEES	ENGINEERING PLAN CHECK & O		821.17
227883	Invoice	10/07/2021	ENGINEERING PLAN	CHECK & ON CALL SU	0.00	1,607.30
	100-3100-7063-0000		PLAN CHECK FEES	ENGINEERING PLAN CHECK & O		1,607.30
227884	Invoice	10/07/2021	ENGINEERING PLAN	CHECK & ON CALL SU	0.00	97.50
	100-3100-7063-0000		PLAN CHECK FEES	ENGINEERING PLAN CHECK & O		97.50
227885	Invoice	10/07/2021	ENGINEERING PLAN	CHECK & ON CALL SU	0.00	937.59
	100-3100-7063-0000		PLAN CHECK FEES	ENGINEERING PLAN CHECK & O		937.59
227886	Invoice	10/07/2021	ENGINEERING PLAN	CHECK & ON CALL SU	0.00	937.59
	100-3100-7063-0000		PLAN CHECK FEES	ENGINEERING PLAN CHECK & O		937.59
227888	Invoice	10/07/2021	ENGINEERING PLAN	CHECK & ON CALL SU	0.00	401.82
	100-3100-7063-0000		PLAN CHECK FEES	ENGINEERING PLAN CHECK & O		401.82
227889	Invoice	10/07/2021	ENGINEERING PLAN	CHECK & ON CALL SU	0.00	535.76
	100-3100-7063-0000		PLAN CHECK FEES	ENGINEERING PLAN CHECK & O		535.76
227890	Invoice	10/07/2021	ENGINEERING PLAN	CHECK & ON CALL SU	0.00	803.65
	100-3100-7063-0000		PLAN CHECK FEES	ENGINEERING PLAN CHECK & O		803.65
227891	Invoice	10/07/2021	ENGINEERING PLAN	CHECK & ON CALL SU	0.00	1,585.14
	100-3100-7063-0000		PLAN CHECK FEES	ENGINEERING PLAN CHECK & O		1,585.14
227892	Invoice	10/07/2021	ENGINEERING PLAN	CHECK & ON CALL SU	0.00	937.59
	100-3100-7063-0000		PLAN CHECK FEES	ENGINEERING PLAN CHECK & O		937.59
227894	Invoice	10/07/2021	ENGINEERING PLAN	CHECK & ON CALL SU	0.00	1,268.11
	100-3100-7063-0000		PLAN CHECK FEES	ENGINEERING PLAN CHECK & O		1,268.11
227895	Invoice	10/07/2021	ENGINEERING PLAN	CHECK & ON CALL SU	0.00	234.00
	100-3100-7063-0000		PLAN CHECK FEES	ENGINEERING PLAN CHECK & O		234.00
227897	Invoice	10/07/2021	ENGINEERING PLAN	CHECK & ON CALL SU	0.00	1,473.35
	100-3100-7063-0000		PLAN CHECK FEES	ENGINEERING PLAN CHECK & O		1,473.35
227973	Invoice	10/07/2021	ENGINEERING PLAN	CHECK & ON CALL SU	0.00	121.65
	100-3100-7063-0000		PLAN CHECK FEES	ENGINEERING PLAN CHECK & O		121.65
228285	Invoice	10/07/2021	ENGINEERING PLAN	CHECK & ON CALL SU	0.00	821.17
	100-3100-7063-0000		PLAN CHECK FEES	ENGINEERING PLAN CHECK & O		821.17
228287	Invoice	10/07/2021	ENGINEERING PLAN	CHECK & ON CALL SU	0.00	1,438.64
	100-3100-7063-0000		PLAN CHECK FEES	ENGINEERING PLAN CHECK & O		1,438.64
228288	Invoice	10/07/2021	ENGINEERING PLAN	CHECK & ON CALL SU	0.00	1,094.89
	100-3100-7063-0000		PLAN CHECK FEES	ENGINEERING PLAN CHECK & O		1,094.89
228291	Invoice	10/07/2021	ENGINEERING PLAN	CHECK & ON CALL SU	0.00	6,551.89
	100-3100-7063-0000		PLAN CHECK FEES	ENGINEERING PLAN CHECK & O		6,551.89
228343	Invoice	10/07/2021	INSPECTION SERVICES		0.00	630.00
	100-3100-7067-0000		INSPECTIONS	INSPECTION SERVICES		630.00
228360	Invoice	10/07/2021	INSPECTION SERVICES		0.00	210.00
	100-3100-7067-0000		INSPECTIONS	INSPECTION SERVICES		210.00

Item 2.

Vendor Number	Vendor Name	Payment Date	Payment Type	Discount Amount	Payment Amount	Number
	Void	10/06/2021	Regular	0.00	0.00	110382
1317	OCCUPATIONAL HEALTH CENTERS	10/06/2021	Regular	0.00	140.12	110383

Payable #	Payable Type	Post Date	Payable Description	Discount Amount	Payable Amount
	Account Number	**Account Name**	**Item Description**	**Distribution Amount**	
I23-0943593744	Invoice	10/07/2021	EMPLOYEE MEDICAL SERVICES	0.00	140.12
	100-6050-6019-0000	FIRST AID	EMPLOYEE MEDICAL SERVICES	140.12	

Vendor Number	Vendor Name	Payment Date	Payment Type	Discount Amount	Payment Amount	Number
2009	O'REILLY AUTO PARTS	10/06/2021	Regular	0.00	238.34	110384

Payable #	Payable Type	Post Date	Payable Description	Discount Amount	Payable Amount
	Account Number	**Account Name**	**Item Description**	**Distribution Amount**	
2678-377266	Invoice	10/07/2021	VEHICLE MAINTENANCE	0.00	87.96
	100-3250-7037-0000	VEHICLE MAINTENANCE	VEHICLE MAINTENANCE	87.96	
2678-378090	Invoice	10/07/2021	VEHICLE MAINTENANCE	0.00	67.23
	100-3100-7037-0000	VEHICLE MAINTENANCE	VEHICLE MAINTENANCE	67.23	
2678-381410	Invoice	10/07/2021	VEHICLE MAINTENANCE	0.00	83.15
	100-3250-7037-0000	VEHICLE MAINTENANCE	VEHICLE MAINTENANCE	83.15	

Vendor Number	Vendor Name	Payment Date	Payment Type	Discount Amount	Payment Amount	Number
4170	PACIFIC STAR CHEMICAL, LLC	10/06/2021	Regular	0.00	5,318.17	110385

Payable #	Payable Type	Post Date	Payable Description	Discount Amount	Payable Amount
	Account Number	**Account Name**	**Item Description**	**Distribution Amount**	
203339	Invoice	10/07/2021	Chemical Supplies for WWTP	0.00	5,318.17
	700-4050-7070-0000	SPECIAL DEPT SUPPLIES	Chemical Supplies for WWTP	5,318.17	

Vendor Number	Vendor Name	Payment Date	Payment Type	Discount Amount	Payment Amount	Number
2039	PARKHOUSE TIRE, INC.	10/06/2021	Regular	0.00	720.31	110386

Payable #	Payable Type	Post Date	Payable Description	Discount Amount	Payable Amount
	Account Number	**Account Name**	**Item Description**	**Distribution Amount**	
2030205307	Invoice	10/07/2021	VEHICLE MAINTENANCE	0.00	720.31
	100-3100-7037-0000	VEHICLE MAINTENANCE	VEHICLE MAINTENANCE	720.31	

Vendor Number	Vendor Name	Payment Date	Payment Type	Discount Amount	Payment Amount	Number
2072	POLYDYNE, INC.	10/06/2021	Regular	0.00	5,745.57	110387

Payable #	Payable Type	Post Date	Payable Description	Discount Amount	Payable Amount
	Account Number	**Account Name**	**Item Description**	**Distribution Amount**	
1580141	Invoice	10/07/2021	CHEMICALS & SUPPLIES	0.00	5,745.57
	700-4050-7070-0000	SPECIAL DEPT SUPPLIES	CHEMICALS & SUPPLIES	5,745.57	

Vendor Number	Vendor Name	Payment Date	Payment Type	Discount Amount	Payment Amount	Number
3652	PRUDENTIAL OVERALL SUPPLY	10/06/2021	Regular	0.00	574.80	110388

Payable #	Payable Type	Post Date	Payable Description	Discount Amount	Payable Amount
	Account Number	**Account Name**	**Item Description**	**Distribution Amount**	
23215097	Invoice	10/07/2021	Uniform Rental and Cleaning	0.00	112.65
	750-7100-7065-0000	UNIFORMS	UNIFORM MAINTENANCE	12.03	
	750-7400-7065-0000	UNIFORMS	UNIFORM MAINTENANCE	25.30	
	750-7600-7065-0000	UNIFORMS	UNIFORM MAINTENANCE	22.33	
	750-7800-7065-0000	UNIFORMS	UNIFORM MAINTENANCE	12.32	
	750-8100-7065-0000	UNIFORMS	UNIFORM MAINTENANCE	11.75	
	750-8200-7065-0000	UNIFORMS	UNIFORM MAINTENANCE	12.03	
	750-8300-7065-0000	UNIFORMS	UNIFORM MAINTENANCE	16.89	
23215099	Invoice	10/07/2021	Streets - Prudential Uniforms	0.00	58.31
	100-3250-7065-0000	UNIFORMS	Streets - Prudential Uniforms	58.31	
23215123	Invoice	10/07/2021	Uniform Rental and Cleaning	0.00	49.39
	750-7300-7065-0000	UNIFORMS	UNIFORM MAINTENANCE	49.39	
23215140	Invoice	10/07/2021	Uniform Rental and Cleaning	0.00	93.02
	100-6050-7065-0000	UNIFORMS	Uniform Rental and Cleaning	93.02	
23218236	Invoice	10/07/2021	Uniform Rental and Cleaning	0.00	119.02
	750-7100-7065-0000	UNIFORMS	UNIFORM MAINTENANCE	12.94	
	750-7400-7065-0000	UNIFORMS	UNIFORM MAINTENANCE	26.21	
	750-7600-7065-0000	UNIFORMS	UNIFORM MAINTENANCE	20.26	
	750-7800-7065-0000	UNIFORMS	UNIFORM MAINTENANCE	13.23	
	750-8100-7065-0000	UNIFORMS	UNIFORM MAINTENANCE	15.64	
	750-8200-7065-0000	UNIFORMS	UNIFORM MAINTENANCE	12.94	

Vendor Number	Vendor Name		Payment Date	Payment Type	Discount Amount	Payment Amount	Number
	750-8300-7065-0000	UNIFORMS		UNIFORM MAINTENANCE		17.80	
23218259	Invoice	10/07/2021	Uniform Rental and Cleaning		0.00	49.39	
	750-7300-7065-0000	UNIFORMS		UNIFORM MAINTENANCE		49.39	
23218273	Invoice	10/07/2021	Uniform Rental and Cleaning		0.00	93.02	
	100-6050-7065-0000	UNIFORMS		Uniform Rental and Cleaning		93.02	
2196	ROBERTSON'S		10/06/2021	Regular	0.00	462.00	110389
Payable #	**Payable Type**	**Post Date**	**Payable Description**		**Discount Amount**	**Payable Amount**	
	Account Number	**Account Name**		**Item Description**	**Distribution Amount**		
929490	Invoice	10/07/2021	Streets - Special Dept Supplies		0.00	462.00	
	100-3250-7070-0000	SPECIAL DEPT SUPPLIES		Streets - Special Dept Supplies		462.00	
4115	SAN BERNARDINO VALLEY MUNICIPAL WATER		10/06/2021	Regular	0.00	14,784.32	110390
Payable #	**Payable Type**	**Post Date**	**Payable Description**		**Discount Amount**	**Payable Amount**	
	Account Number	**Account Name**		**Item Description**	**Distribution Amount**		
3710	Invoice	10/07/2021	O&M CHARGE AND PER GALLON DISCHAR		0.00	14,784.32	
	700-4050-7089-0000	BRINE LINE MAINTENANC		O&M CHARGE AND PER GALLO		14,784.32	
4434	SCOTT BROSIOUS		10/06/2021	Regular	0.00	1,800.00	110391
Payable #	**Payable Type**	**Post Date**	**Payable Description**		**Discount Amount**	**Payable Amount**	
	Account Number	**Account Name**		**Item Description**	**Distribution Amount**		
B092821	Invoice	10/05/2021	PROFESSIONAL SERVICES		0.00	1,800.00	
	100-1230-7068-0000	CONTRACTUAL SERVICES		PROFESSIONAL SERVICES		1,800.00	
2267	SGP DESIGN AND PRINT		10/06/2021	Regular	0.00	180.77	110392
Payable #	**Payable Type**	**Post Date**	**Payable Description**		**Discount Amount**	**Payable Amount**	
	Account Number	**Account Name**		**Item Description**	**Distribution Amount**		
012351	Invoice	10/07/2021	DEPT SUPPLIES		0.00	180.77	
	750-7400-7070-0000	SPECIAL DEPT SUPPLIES		DEPT SUPPLIES		24.40	
	750-7600-7070-0000	SPECIAL DEPT SUPPLIES		DEPT SUPPLIES		24.40	
	750-7800-7070-0000	SPECIAL DEPT SUPPLIES		DEPT SUPPLIES		24.39	
	750-7900-7070-0000	SPECIAL DEPT SUPPLIES		DEPT SUPPLIES		24.38	
	750-8000-7070-0000	SPECIAL DEPT SUPPLIES		DEPT SUPPLIES		10.00	
	750-8100-7070-0000	SPECIAL DEPT SUPPLIES		DEPT SUPPLIES		24.40	
	750-8200-7070-0000	SPECIAL DEPT SUPPLIES		DEPT SUPPLIES		24.40	
	750-8300-7070-0000	SPECIAL DEPT SUPPLIES		DEPT SUPPLIES		24.40	
4455	SILVIA MOLINA		10/06/2021	Regular	0.00	40.00	110393
Payable #	**Payable Type**	**Post Date**	**Payable Description**		**Discount Amount**	**Payable Amount**	
	Account Number	**Account Name**		**Item Description**	**Distribution Amount**		
R01183663	Invoice	10/07/2021	DEPOSIT REFUND		0.00	40.00	
	100-0000-4591-0000	PARKS RENTAL		DEPOSIT REFUND		40.00	
2289	SIMPLIFILE		10/06/2021	Regular	0.00	966.00	110394
Payable #	**Payable Type**	**Post Date**	**Payable Description**		**Discount Amount**	**Payable Amount**	
	Account Number	**Account Name**		**Item Description**	**Distribution Amount**		
15003706313	Invoice	10/07/2021	PROFESSIONAL SERVICES		0.00	966.00	
	700-4050-7068-0000	CONTRACTUAL SERVICES		PROFESSIONAL SERVICES		966.00	
2311	SOUTHERN CALIFORNIA EDISON		10/06/2021	Regular	0.00	1,166.71	110395

Vendor Number / Payable #	Vendor Name / Payable Type / Account Number	Post Date	Payment Date / Payable Description / Account Name	Payment Type / Item Description	Discount Amount / Distribution Amount	Payment Amount / Payable Amount	Number
10/07/21	Invoice	10/07/2021	ELECTRIC UTILITY		0.00	1,166.71	
	100-3250-7010-0000		UTILITIES	ELECTRIC UTILITY		659.37	
	100-3250-7010-008A		UTILITIES (IA 8A)	ELECTRIC UTILITY		30.29	
	100-3250-7010-014A		UTILITIES (IA 14A)	ELECTRIC UTILITY		16.35	
	100-3250-7010-014X		UTILITIES (IA 14)	ELECTRIC UTILITY		51.14	
	100-3250-7010-019C		UTILITIES (IA 19C)	ELECTRIC UTILITY		57.08	
	100-6050-7010-0000		UTILITIES	ELECTRIC UTILITY		177.60	
	100-6050-7010-002X		UTILITIES IA 2	ELECTRIC UTILITY		127.02	
	100-6050-7010-008E		UTILITIES IA 8E	ELECTRIC UTILITY		16.98	
	100-6050-7010-06A1		UTILITIES IA 6A1	ELECTRIC UTILITY		30.88	
2430	TIME WARNER CABLE		10/06/2021	Regular	0.00	2,864.48	110396
0241971092521	Invoice	10/07/2021	PHONE UTILITY		0.00	2,864.48	
	100-1230-7015-6025		TELEPHONE (CITY HALL)	PHONE UTILITY		2,864.48	
2457	TYLER WORKS - TECHNOLOGIES		10/06/2021	Regular	0.00	12,772.50	110397
025-343905	Credit Memo	10/07/2021	SOFTWARE		0.00	-520.00	
	100-1230-7071-0000		SOFTWARE	SOFTWARE		-520.00	
025-348164	Invoice	10/07/2021	TYLER SOFTWARE		0.00	4,842.50	
	100-1230-7071-0000		SOFTWARE	TYLER SOFTWARE		4,842.50	
025-348505	Invoice	10/07/2021	TYLER SOFTWARE		0.00	1,950.00	
	100-1230-7071-0000		SOFTWARE	TYLER SOFTWARE		1,950.00	
025-349151	Invoice	10/07/2021	TYLER SOFTWARE		0.00	6,500.00	
	100-1230-7071-0000		SOFTWARE	TYLER SOFTWARE		6,500.00	
3457	ZONAR SYSTEMS		10/06/2021	Regular	0.00	81.00	110398
SI522253	Invoice	10/07/2021	SOFTWARE		0.00	81.00	
	750-7600-7071-0000		SOFTWARE	SOFTWARE		27.00	
	750-8100-7071-0000		SOFTWARE	SOFTWARE		27.00	
	750-8200-7071-0000		SOFTWARE	SOFTWARE		27.00	
1139	BEAUMONT POLICE OFFICERS ASSOCIATION		10/07/2021	Regular	0.00	3,835.00	110402
INV0000171	Invoice	09/24/2021	BPOA DUES		0.00	3,835.00	
	100-0000-2035-0000		C.O.P.S. DUES	BPOA DUES		3,835.00	
1279	CIGNA HEALTH CARE		10/07/2021	Regular	0.00	11,357.87	110403
INV0000119	Invoice	09/10/2021	CIGNA MEDICAL INSURANCE		0.00	5,678.96	
	100-0000-2200-0000		HEALTH INSURANCE	CIGNA MEDICAL INSURANCE		5,678.96	
INV0000172	Invoice	09/24/2021	CIGNA MEDICAL INSURANCE		0.00	5,678.95	
	100-0000-2200-0000		HEALTH INSURANCE	CIGNA MEDICAL INSURANCE		5,678.95	
OCTOBER 2021	Credit Memo	10/07/2021	CREDIT DIFFERENCE OF PAYROLL PACKET		0.00	-0.04	
	100-0000-2200-0000		HEALTH INSURANCE	CREDIT DIFFERENCE OF PAYROL		-0.04	
1773	KAISER FOUNDATION HEALTH PLAN		10/07/2021	Regular	0.00	163,910.99	110404

Vendor Number / Payable #	Vendor Name / Payable Type / Account Number	Post Date	Payment Date / Payable Description / Account Name	Payment Type / Item Description	Discount Amount / Distribution Amount	Payment Amount / Payable Amount	Number
COBRA OCTOBER	Invoice	10/07/2021	FORMER EMPLOYEE MEDICAL INSURANC		0.00	1,798.22	
	100-0000-2299-0000		COBRA RECEIPTS	FORMER EMPLOYEE MEDICAL I		599.41	
	100-0000-2299-0000		COBRA RECEIPTS	FORMER EMPLOYEE MEDICAL I		1,198.81	
HSA OCTOBER 20	Invoice	10/07/2021	EMPLOYEE MEDICAL INSURANCE		0.00	2,794.00	
	100-2050-6020-0000		HEALTH INSURANCE	EMPLOYEE MEDICAL INSURANC		1,397.00	
	100-3100-6020-0000		HEALTH INSURANCE	EMPLOYEE MEDICAL INSURANC		1,397.00	
INV0000139	Invoice	09/10/2021	KAISER MEDICAL INSURANCE		0.00	79,785.16	
	100-0000-2200-0000		HEALTH INSURANCE	KAISER MEDICAL INSURANCE		79,785.16	
INV0000192	Invoice	09/24/2021	KAISER MEDICAL INSURANCE		0.00	79,771.92	
	100-0000-2200-0000		HEALTH INSURANCE	KAISER MEDICAL INSURANCE		79,771.92	
OCTOBER 2021	Credit Memo	10/07/2021	CREDIT DIFFERENCE IN PAYROLL PACKET		0.00	-238.31	
	100-0000-2200-0000		HEALTH INSURANCE	CREDIT DIFFERENCE IN PAYROLL		-238.31	
3675	ZENITH AMERICAN SOLUTIONS		10/07/2021	Regular	0.00	15.66	110405
INV0000206	Invoice	09/24/2021	ZENITH		0.00	15.66	
	100-0000-2085-0000		ZENITH WITHHOLDING	ZENITH		15.66	

Bank Code APBNK Summary

Payment Type	Payable Count	Payment Count	Discount	Payment
Regular Checks	84	36	0.00	270,903.08
Manual Checks	0	0	0.00	0.00
Voided Checks	0	1	0.00	0.00
Bank Drafts	0	0	0.00	0.00
EFT's	127	6	0.00	29,332.37
	211	**43**	**0.00**	**300,235.45**

All Bank Codes Check Summary

Payment Type	Payable Count	Payment Count	Discount	Payment
Regular Checks	84	36	0.00	270,903.08
Manual Checks	0	0	0.00	0.00
Voided Checks	0	1	0.00	0.00
Bank Drafts	0	0	0.00	0.00
EFT's	127	6	0.00	29,332.37
	211	**43**	**0.00**	**300,235.45**

Fund Summary

Fund	Name	Period	Amount
999	POOLED CASH	10/2021	300,235.45
			300,235.45

CITY COUNCIL CLOSED & REGULAR SESSION

550 E. 6th Street, Beaumont, CA

Tuesday, October 05, 2021
Closed Session: 5:00 PM | Regular Meeting: 6:00 PM

Materials related to an item on this agenda submitted to the City Council after distribution of the agenda packets are available for public inspection in the City Clerk's office at 550 E. 6th Street during normal business hours

MINUTES

CLOSED SESSION - 5:00 PM

CALL TO ORDER at 5:00 p.m.

Present: Mayor Lara, Mayor Pro Tem White, Council Member Martinez, Council Member Fenn, Council Member Santos

Public Comments Regarding Closed Session

No comments.

1. Conference with Legal Counsel Regarding Potential Initiation of Litigation Pursuant to Government Code Section 54956.9(d)(4) (One potential case)

   No reportable action.

2. Conference with Labor Negotiators - Pursuant to Government Code Section 54957.6 City Designated Representatives City Manager Todd Parton and Administrative Services Director Kari Mendoza. Employee Organizations: Beaumont Police Officers Association and SEIU

   No reportable action.

3. Conference with Legal Counsel Regarding Existing Litigation-Pursuant to Government Code Section 54956.9(d)(1): Ezekwesili Iloputaife, et. al. v. City of Beaumont et. al., EDCV 21-1452-JWH(AGR)

   Motion by Mayor Lara
   Second by Mayor Pro Tem White

   To authorize the City Attorney to defend the case.

   Approved by a unanimous vote.

REGULAR SESSION - 6:00 PM

CALL TO ORDER at 6:17 p.m.

Present: Mayor Lara, Mayor Pro Tem White, Council Member Martinez, Council Member Fenn, Council Member Santos

Report out from Closed Session: *see above*
Action on any Closed Session Items
Action of any Requests for Excused Absence
Pledge of Allegiance
Adjustments to the Agenda
Conflict of Interest Disclosure

ANNOUNCEMENTS/ RECOGNITION / PROCLAMATIONS / CORRESPONDENCE

1. Clean Air Day Proclamation

2. Beaumont Library 110th Anniversary Proclamation

   Item was rescheduled for a future meeting.

3. CalFire Personnel Recognition and Introduction

PUBLIC COMMENT PERIOD (ITEMS NOT ON THE AGENDA)
Any one person may address the City Council on any matter not on this agenda. If you wish to speak, please fill out a "Public Comment Form" provided at the back table and give it to the City Clerk. There is a three (3) minute time limit on public comments. There will be no sharing or passing of time to another person. State Law prohibits the City Council from discussing or taking actions brought up by your comments.

S. Colchado - *Asked that the City provide rapid COVID testing to the Beaumont Unified School District out of concern of safety and cost.*
J. Luckacs - *Asked that the City provide rapid COVID testing to the Beaumont Unified School District out of concern of safety and cost.*
M. Bright - *Representing Rotary, spoke of the upcoming Senior Thanksgiving Dinner event and asked for a fee waiver to be approved by Council.*

CONSENT CALENDAR
Items on the consent calendar are taken as one action item unless an item is pulled for further discussion here or at the end of action items. Approval of all Ordinances and Resolutions to be read by title only.

4. Approval of Minutes

   Recommended Action:

   Approval of Minutes dated:

September 7, 2021
September 21, 2021

5. Ratification of Warrants

Recommended Action:

Ratify warrants dated:

September 17, 2021, and
September 23, 2021.

6. Second Reading and Consideration of an Ordinance of the City Council of the City of Beaumont Amending Table 17.03-3 “Permitted Uses in Base Zone Districts”; Amending Table 17.19-1 “Permitted Uses for Downtown Base Zone Districts”; Amending Chapter 17.14.030 “Definitions” of The Beaumont Municipal Code and Adding Chapter 17.04.41 Performance Standards for Tire Stores and Tire Repair Facilities

Recommended Action:

Waive the Second full reading and adopt by title only an “Ordinance of the City Council of the City of Beaumont Amending Table 17.03-3 “Permitted Uses in Base Zone Districts”; Amending Table 17.19-1 “Permitted Uses for Downtown Base Zone Districts”; Amending Chapter 17.14.030 “Definitions” of The Beaumont Municipal Code and Adding Chapter 17.04.41 Tires to the Beaumont Municipal Code.”

7. Authorize City Staff to Issue a Bond Exoneration Letter for Performance and Payment Bond Nos. CMS331857, CMS331828, CMS331855, CMS331829, CMS331858 and CMS331856 for Improvements Associated with Tract Map No. 37298-1 and Accept Maintenance Bond Nos. CMS331857-M, CMS331828-M, CMS331855-M, CMS331829-M, CMS331858-M and CMS331856-M

Recommended Action:

Authorize City staff to issue a Bond Exoneration Letter for Performance and Payment Bond Nos. CMS331857, CMS331828, CMS331855, CMS331829, CMS331858 and CMS331856 for improvements associated with Tract Map No. 37298-1; and
Accept Maintenance Bond Nos. CMS331857-M, CMS331828-M, CMS331855-M, CMS331829-M, CMS331858-M and CMS331856-M.

10. Motorola Radio Lease Agreement Resolution

Recommended Action:

Waive the full reading and adopt by title only, “A Resolution of the City Council of the City of Beaumont to Confirm Determination of Need and

Approval and Authorization of Lease Between City of Beaumont and Motorola Solutions, Inc."

Motion by Mayor Pro Tem White
Second by Council Member Fenn

To approve Consent Calendar items 4 through 7 and item 10.

Approved by a unanimous vote.

8. Adopt a Resolution of The City Council of the City of Beaumont, California, Declaring Its Intention to Vacate Tenth Street Between Orange Avenue and Maple Avenue

Motion by Mayor Lara
Second by Mayor Pro Tem White

To Waive the full reading and adopt by title only, "A Resolution of the City Council of the City of Beaumont, California, Declaring Its Intention to Vacate Tenth Street Between Orange Avenue and Maple Avenue."

Approved by a unanimous vote.

9. Request for Facility and Staff Fee Waiver – Rotary Club of Beaumont Cherry Valley

Motion by Mayor Lara
Second by Mayor Pro Tem White

To waive the facility use and staff fees requested by the Rotary Club of Beaumont Cherry Valley in the amount of $670, and Consider waiver of a $500 deposit for the use of the gymnasium at the CRC.

Approved by a unanimous vote.

PUBLIC HEARINGS

Approval of all Ordinances and Resolutions to be read by title only.

11. Public Hearing and Consideration of an Amendment to Beaumont Municipal Code Chapter 17.14.030 "Definitions", Amendment to Table 17.03-3 "Permitted Uses in Base Zone Districts" and Addition of 17.11.160 "Energy Storage Facilities"

Public Hearing opened at 6:49 p.m.
No comments
Public Hearing closed at 6:50 p.m.

Motion by Mayor Pro Tem White
Second by Council Member Santos

To Waive the first full reading and approve by title only, "An Ordinance of the City Council of the City of Beaumont approving an Amendment to Beaumont Municipal Code Chapter 17.14.030 'Definitions', Amendment to Table 17.03-3 'Permitted Uses in Base Zone Districts' and Addition of 17.11.160 'Energy Storage Facilities'"

Approved by a unanimous vote.

ACTION ITEMS

Approval of all Ordinances and Resolutions to be read by title only.

12. Approval of a Purchase Order in an Amount Not to Exceed $1,284,709.50 to Creative Bus Sales for the Procurement of Two Compressed Natural Gas Type H El Dorado National EZ Rider II Buses (Capital Improvement Project No. T-07)

    Motion by Council Member Martinez
    Second by Mayor Lara

    To approve the procurement of two CNG Type H El Dorado National EZ Rider II buses from Creative Bus Sales; and authorize City staff to issue a purchase order in an amount not to exceed $1,284,709.50 from CIP Project No. T-07, account number 760-0000-1625-0000.

    Approved by a unanimous vote.

13. Strategic Communications Update

    Direction to staff to make minor adjustments to the City website to be more user friendly.

14. Set Time, Date and Place for Special Workshop

    Consensus to hold a Budget Workshop on November 15, 2021, at 4:30 p.m.

15. Approval of Assembly Bill 361 and Its Amendments to Government Code Section 54953 Regarding the Use of Teleconferencing to Conduct Public Meetings

    Motion by Mayor Pro Tem White
    Second by Mayor Lara

    To waive the full reading and adopt by title only, "A Resolution of the City Council of the City of Beaumont Proclaiming a Local Emergency Ratifying the Proclamation of a State of Emergency by Executive Order N-09-21, and Authorizing Remote Teleconference Meetings of the Legislative Bodies of the City of Beaumont for the Period of October 5 2021, through November 4, 2021 Pursuant to Provisions of the Ralph M. Brown Act."

    Approved by a unanimous vote.

LEGISLATIVE UPDATES AND DISCUSSION

ECONOMIC DEVELOPMENT UPDATE
Economic Development Committee will meet next Wednesday October 13, 2021.

CITY TREASURER REPORT
Finance and Audit Committee Report Out

CITY CLERK REPORT
No report.

CITY ATTORNEY REPORT

16. **Current List of Pending Litigation**

CITY MANAGER REPORT

FUTURE AGENDA ITEMS

COUNCIL REPORTS
Santos - *Gave a report out regarding out of state sales tax issues, and attended the LEAC award event.*
Fenn - *No report.*
Martinez - *Gave a report out from the RCA meeting*.
White - *Attended the LEAC award event. Asked Council members for their support in proving written public comment to the next Pass Water Agency meeting.*
Lara - *Gave a report out regarding an upcoming TUMF program nexus study. Gave recognition to Officer Segovia in her off-duty boxing match.*

ADJOURNMENT at 8:33 p.m.

The next regular meeting of the Beaumont City Council, Beaumont Financing Authority, the Beaumont Successor Agency (formerly RDA), the Beaumont Utility Authority, the Beaumont Parking Authority and the Beaumont Public Improvement Agency is scheduled for Tuesday, October 19, 2021, at 5:00 p.m., unless otherwise posted.

Staff Report

TO: City Council

FROM: Robert Vestal, Assistant Public Works Director

DATE October 19, 2021

SUBJECT: **Accept Security Agreement and Performance and Payment Bond No. CMS0345709 for Street Improvements Associated with Tract Map No. 27971-10**

Background and Analysis:

The City requires all developers to provide security for public improvements consisting of, but not limited to, sewer improvements, street improvements, storm drain improvements, utility improvements, and monument improvements.

RSI COMMUNITIES-CALIFORNIA, LLC

The developer, RSI Communities-California, LLC is proposing to construct all work associated with the following improvements:

- Public Works File No. 17-4296, as shown on City File No. 3374, under performance and payment bond No. CMS0345709 for Tract Map No. 27971-10. Improvements generally consist of curb and gutter, sidewalks, ac pavement, etc., along Harrisburg Place, Montgomery Place, Hamilton Place, Denver Court, Lansing Street, and Albany Lane.

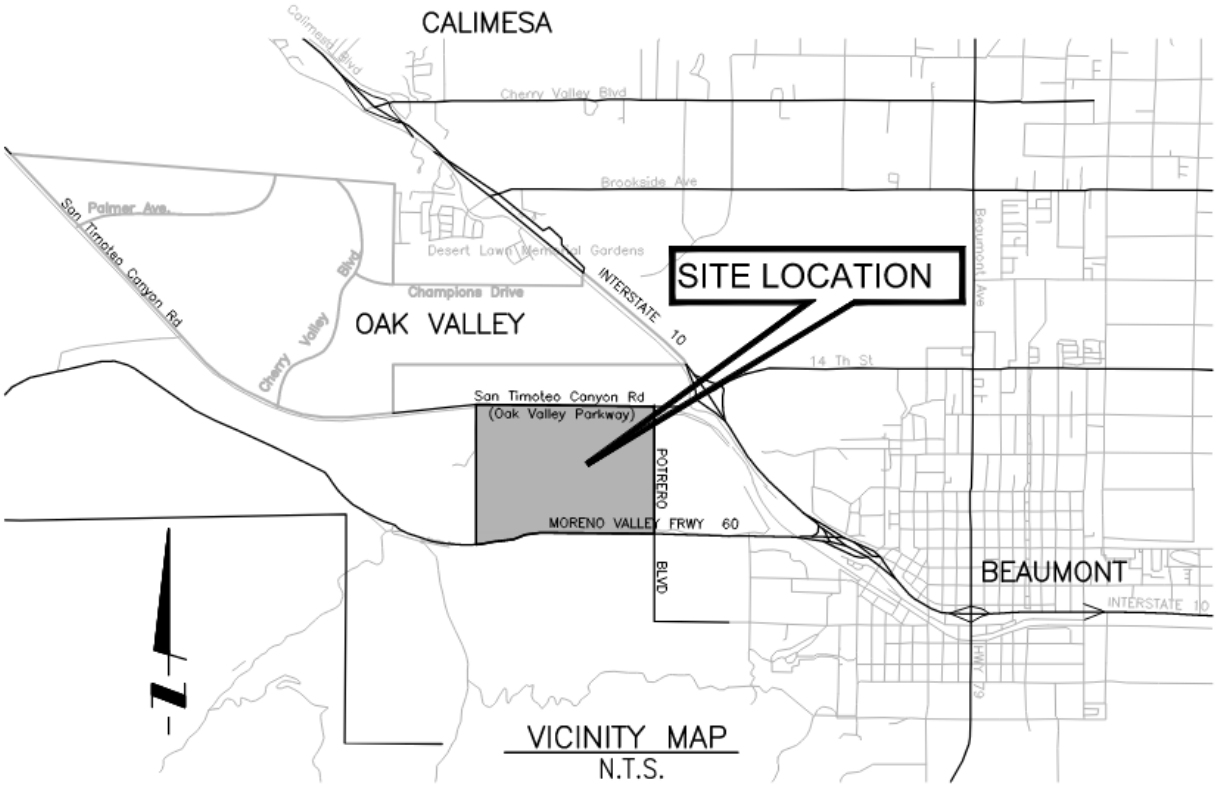

VICINITY MAP
N.T.S.
PORTIONS OF THOMAS BROS. PGS;
689, 690, 719 AND 720
2006 EDITION

RSI Communities-California, LLC has provided a security agreement and security in the form of a bond for the public improvements. The agreement has been reviewed by City staff and found to be consistent with the Beaumont Municipal Code. The following table is a summary of the security:

Table 1

Security #	Security Type	Type of Improvement	Principal
CMS0345709	Performance & Payment Bond	Street Tract 27971-10	RSI Communities-California, LLC

City staff recommends that City Council accept the security agreements and securities listed in Table 1.

Fiscal Impact:

The cost of preparing the staff report is estimated to be $750.

Recommended Action:

Accept security agreement and performance and Payment Bond No. CMS0345709 for street improvements associated with Tract Map No. 27971-10.

Attachments:

A. Performance and Payment Bond No. CMS0345709 and security agreement for Storm Drain Improvements, plans, and cost estimate

Basic Gov (Sales Force) # 17-4296
File # 3374

AGREEMENT TO PROVIDE SECURITY FOR IMPROVEMENTS FOR TRACT MAP OR PARCEL MAP OR PLOT PLAN

(Tract Map/Parcel Map/Plot Plan No. 27971-10)

THIS AGREEMENT TO PROVIDE SECURITY FOR IMPROVEMENTS ("Security Agreement") is made by and between CITY OF BEAUMONT ("CITY") and RSI Communities-California LLC, a Delaware limited liability company ("DEVELOPER").

RECITALS

A. DEVELOPER has applied to the CITY for permission to develop certain real property, pursuant to Tract Map/Parcel Map/Plot Plan # 27971-10, ("Map"). DEVELOPER has also asked the CITY to accept the dedication of the street or streets and other proposed public rights-of-way, parks and recreation facilities, and easements as depicted on the Map and to otherwise approve the Map so that it may be recorded as required by law; and

B. The CITY requires, as a condition precedent to the acceptance and approval of the Map and the dedication of the public rights-of-way and easements depicted thereon, that such rights-of-way be improved with (for example) grading, paving, curbs, gutters, sidewalks, street lights, stormdrains, sanitary sewers and appurtenances thereto, street name signs, survey monuments, electrical and telecommunications, water pipes, water mains, fire hydrants and appurtenances thereto, and landscaping, including any warranty work for all such improvements (collectively, "Improvements"); and

C. The Improvements have not yet been constructed and completed and it is the purpose of this Security Agreement to set forth the terms and conditions by which the DEVELOPER shall guarantee that such Improvements shall be constructed and completed within the time set forth herein.

AGREEMENT

NOW, THEREFORE, in consideration of the acceptance of the DEVELOPER's offer of dedication and the approval of the Map for filing and recording as provided and required by law, the CITY and the DEVELOPER hereby agree as follows:

1. Provision of Improvements. DEVELOPER shall provide, at the DEVELOPER's sole cost and expense, all necessary labor and materials to complete the construction of the Improvements depicted on the Map and described in the conditions of approval of the Map within one (1) year of the date of this Security Agreement.

2. Inspection by the CITY. The CITY shall inspect, at the DEVELOPER's sole cost and expense, all of the work, labor and materials performed and provided by the DEVELOPER in connection with the Improvements.

3. Compliance with Plans and Specifications. The Improvements shall be constructed and installed in strict accordance with the CITY-approved plans and specifications.

4. Security for Performance. Concurrently with the execution of this Security Agreement by DEVELOPER, DEVELOPER shall deliver to the CITY a performance bond issued by a corporate surety in substantially the form required by California Government Code 66499.1 and attached hereto as **Exhibit "A"**, in an amount that is not less than 100% of the total estimated cost of the Improvements and any warranty therefor. The performance bond shall be issued by an "admitted" corporate surety insurer authorized to do business in the State of California and the surety insurer shall have an A.M. Best rating of at least "A, XV". The surety insurer shall have assets exceeding its liabilities in the amount equal to or in excess of the amount of the bond, and the bond shall not be in excess of 10% of the surety insurer's assets. The security or bond shall also insure against any and all defects in the Improvements for a period of not less than one full year after the date of acceptance thereof by the CITY. The bond shall be duly executed and shall meet all the requirements of Section 995.660 of the California Code of Civil Procedure.

5. Security for Contractors, Subcontractors, Laborers and Materialmen. The DEVELOPER shall also provide a payment bond issued by a corporate surety for the security of laborers and materialmen, which bond or bonds shall be in substantially the form required by California Government Code Section 66499.2 attached hereto as **Exhibit "B"** and made a part hereof. The amount of the bond(s) shall be no less than 100% of the total estimated amount needed to secure payment to the contractor, to the subcontractors, and to the persons furnishing labor, materials, or equipment to them for the Improvements. The laborers and materialmen bond shall be provided by an "admitted" corporate surety insurer authorized to transact surety insurance in the State of California with an A.M. Best rating of "A, XV", and with assets exceeding its liabilities in the amount equal to or in excess of the amount of the bond, and the bond shall not be in excess of 10% of the surety insurer's assets. The bond shall be duly executed and shall meet all the requirements of Section 995.660 of the California Code of Civil Procedure.

6. General Liability and Worker's Compensation Insurance. The DEVELOPER shall, before commencing any work, obtain commercial general liability insurance (primary) of not less than $2,000,000.00 per occurrence for all coverages and $2,000,000.00 general aggregate. The CITY and its employees and agents shall be added as additional insureds. Coverage shall apply on a primary non-contributing basis in relation to any other insurance or self-insurance, primary or excess, available to the CITY or any employee or agent of the CITY. Coverage shall not be limited to the vicarious liability or supervisory role of any additional insured. Coverage shall contain no contractors' limitation endorsement. There shall be no endorsement or modification limiting the scope of coverage for liability arising from pollution, explosion, collapse, underground property damage or employment-related practices. Such insurance shall not prohibit the DEVELOPER, and its employees or agents, from waiving the right of subrogation prior to a loss. The DEVELOPER waives its right of subrogation against the CITY. Unless otherwise approved by the CITY, the DEVELOPER's insurance shall be written by insurers authorized to do business in the State of California and with a minimum A.M. Best rating of "A, XV." Self-insurance shall not be considered to comply with these insurance specifications. The DEVELOPER agrees to require all contractors, subcontractors and other parties hired for the Improvements to purchase and maintain insurance of the types specified herein, naming as additional insureds all of the parties to this Security Agreement. The DEVELOPER shall, before commencing any work, obtain Worker's

Compensation Insurance in an amount required by law and, failing to do so, the CITY may procure such insurance at the cost of the DEVELOPER.

7. Comprehensive Commercial General and Automobile Liability Insurance. The DEVELOPER, before commencing any work shall, at its own expense, maintain comprehensive commercial general and automobile liability insurance issued by a California-admitted surety company with an A.M. Best rating of no less than "A, XV" for $2,000,000 per occurrence. Coverage shall be for the entire duration of the permitted activities. Such liability insurance policy shall name, by endorsement, the City as an additional insured.

8. Indemnification. Notwithstanding the provisions of Government Code, Section 66474.9 or any other statutes of similar import, and to the full extent permitted by law, the DEVELOPER shall defend, indemnify and hold harmless the CITY, its employees, agents, officials and attorneys, from and against any liability, claims, suits, actions, arbitration proceedings, administrative proceedings, regulatory proceedings, losses, expenses or costs of any kind or nature, whether actual, alleged or threatened, reasonable attorneys' fees, court costs, interest, expert witness fees and any other costs or expenses of any kind whatsoever, without restriction or limitation, incurred in relation to, as a consequence of, or arising out of or in any way attributable actually, allegedly or impliedly, in whole or in part, to the Map, the Improvements, this Agreement, or any matter related to the same; provided, however, that the indemnification to be provided by DEVELOPER to the CITY pursuant to the terms of this paragraph shall not be applicable where the aforementioned liability, claim, suit or action is the result of the sole negligence or sole willful misconduct of the CITY.

9. Procedure for Release of Performance Bond Security. The security furnished by the DEVELOPER shall be released in whole or in part in the following manner:

a. Security shall be released upon final completion and acceptance of the Improvements. If the security furnished by the DEVELOPER is a documentary evidence of security, such as a surety bond, the CITY shall release the documentary evidence and return the original to the Surety upon final completion and acceptance of the Improvements. In the event the CITY is unable to return the original documentary evidence to the Surety, the security shall be released by written notice sent by certified mail to the DEVELOPER and to the Surety within 30 days of the City's acceptance of the Improvements. The written notice shall contain a statement that the work for which security was furnished has been completed and accepted, a description of the Improvements, and the notarized signature of an authorized CITY official.

At such time as the DEVELOPER believes that the work for which the security was required is complete and makes payment of a partial exoneration fee of $350 to the CITY, the DEVELOPER shall notify the CITY in writing of the completed work, including a list of work completed. Upon receipt of the written notice, the CITY shall have 45 days to review and comment or approve the completion of the Improvements. If the CITY does not agree that all work has been completed in accordance with the plans and specifications for the Improvements, it shall supply a list of all remaining work to be completed.

c. Within 45 days of receipt of the CITY's list of remaining work, the DEVELOPER may then provide cost estimates for all remaining work for review and approval by the CITY.

d. Upon receipt of the cost estimates, the CITY shall then have 45 days to review, comment, and approve, modify or disapprove those cost estimates. The CITY shall not be required to engage in this process of partial release more than once between the start of work and the completion and acceptance of all work.

e. The DEVELOPER shall complete the works of Improvement until all remaining items are accepted by the CITY. Upon completion of the Improvements, the DEVELOPER shall be notified in writing by the CITY within 45 days and, within 45 days of the date of the CITY's notice, the release of any remaining performance security shall be made within 60 days of the recording of the Notice of Completion.

10. Procedure for Release of Payment Bond Security. Security securing the payment to the contractor, his or her subcontractors and persons furnishing labor, materials or equipment may, after passage of the time within which mechanic's liens and stop notices are required to be recorded and after acceptance of the Improvements, be reduced by Surety to an amount equal to the total claimed by all claimants for whom mechanic's liens and stop notices have been recorded and notice thereof given in writing to the CITY, and if no claims have been recorded, the security may be released in full.

11. Security for One-Year Warranty Period. DEVELOPER shall guarantee or warranty the work done pursuant to this Agreement for a period of one year after final formal acceptance of the SUBDIVISION by the City Council against any defective work or labor done or defective materials furnished. If within the warranty period any work or improvement or part of any work or improvement done, furnished, installed, or constructed by DEVELOPER fails to fulfill any of the requirements of this Agreement or the improvement plans and specifications referred to herein, DEVELOPER shall without delay and without any cost to CITY, repair or replace or reconstruct any defective or otherwise unsatisfactory part or parts of the work or structure. Should DEVELOPER fail to act promptly or in accordance with this requirement, DEVELOPER hereby authorizes CITY, at CITY's option, to perform the work twenty (20) days after mailing written notice of default to DEVELOPER and to DEVELOPER's surety, and agrees to pay the cost of such work by CITY. Should CITY determine that an urgency requires repairs or replacements to be made before DEVELOPER can be notified, CITY may, in its sole discretion, make the necessary repairs or replacement or perform the necessary work and DEVELOPER shall pay to CITY the cost of such repairs. If no claims have been made under the warranty bond during the warranty period, City shall release the warranty bond. The release procedures described in paragraphs 9 and 10 above shall not apply to any required guarantee and warranty period nor to the amount of the performance bond security deemed necessary by the CITY for the guarantee and warranty period nor to costs and reasonable expenses and fees, including reasonable attorneys' fees.

12. Binding Effect. This Security Agreement shall be binding upon and shall inure to the benefit of the parties hereto, their legal representatives and their successors and assigns.

13. Authority to Execute. The DEVELOPER hereby warrants and represents to the CITY that the individual signing this Security Agreement on behalf of the DEVELOPER is vested with the unconditional authority to do so pursuant to, and in accordance with, all applicable legal requirements, and has the authority bind the DEVELOPER hereto.

14. No Assignment. The DEVELOPER may not assign this Security Agreement, or any part thereof, to another without the prior written consent of the CITY.

15. Attorneys' Fees. In the event of legal action to enforce or interpret this Agreement or any of its provisions, the prevailing party shall be entitled, in addition to any other form of relief, to recover its reasonable attorneys' fees and costs of suit.

16. Execution in Counterparts. This Agreement may be executed in counterparts, each of which shall be deemed an original, but which together shall constitute a single agreement.

IN WITNESS WHEREOF, the parties have caused this Agreement to be executed on the dates listed below.

CITY OF BEAUMONT

_____

By: _____
Mayor

Date: _____ _____ _____ _____

DEVELOPER
RSI COMMUNITIES-CALIFORNIA LLC, a Delaware limited liability company

By: _____

Date; August 31, 2021

Sean Doyle
Vice President

Title: _____

Bond Number: CMS0345709
Premium: $4,780.00

EXHIBIT "A"

PERFORMANCE BOND

WHEREAS, the City Council of the City of Beaumont, State of California, and RSI Communities-California LLC, a Delaware limited liability company (hereinafter designated as "Principal") have entered into Agreement To Provide Security For Street Improvements For Tract 27971-10, dated August 31, 2021, whereby Principal agrees to install and complete certain designated public improvements itemized and described on Tract Map, Parcel Map or Plot Plan No. , which is hereby incorporated herein and made a part hereof; and

WHEREAS, Principal is required under the terms of the said agreement to furnish a bond for the faithful performance of said agreement.

NOW, THEREFORE, we, the Principal and RLI Insurance Company, as Surety, are held and firmly bound unto the City of Beaumont (hereinafter called "City"), in the penal sum of One Million Two Hundred Seventy Four Thousand Seven Hundred Eight Four and 20/100 dollars ($ 1,274,784.20) lawful money of the United States, for the payment of which sum well and truly to be made, we bind ourselves, our heirs, successors, executors and administrators, jointly and severally, firmly by these presents.

The condition of this obligation is such that if the above bounded Principal, his or its heirs, executors, administrators, successors or assigns, shall in all things stand to and abide by, and well and truly keep and perform the covenants, conditions and provisions in the said agreement and any alteration thereof made as therein provided, on his or their part to be kept and performed at the time and in the manner therein specified, and in all respects according to their true intent and meaning, and shall indemnify and save harmless the City, its officers, agents and employees as therein stipulated, then this obligation shall become null and void; otherwise it shall be and remain in full force and effect.

As part of the obligation secured hereby and in addition to the face amount specified therefor, there shall be included costs and reasonable expenses and fees, including reasonable attorney's fees, incurred by the City in successfully enforcing such obligation, all to be taxed as costs and included in any judgment therein rendered.

The Surety hereby stipulates and agrees that no change, extension of time, alteration or addition to the terms of the agreement or to the work to be performed thereunder or the specifications accompanying the same shall in any way affect its obligations on this bond, and it does hereby waive notice of any such change, extension of time, alteration or addition to the terms of the agreement or to the work or to the specifications.

[signatures on following page]

IN WITNESS WHEREOF, this instrument has been duly executed by the Principal and Surety above named, on August 26, 2021.

(Seal)

RLI Insurance Company

SURETY

By: _____

Name: Martha Barreras

Title: Attorney-In-Fact

Address: 19800 MacArthur Blvd. Ste 1250

Irvine CA 92612

(Seal)

RSI Communities-California LLC, a Delaware limited liability company

PRINCIPAL

By: _____

Name: _____

Title: Sean Doyle
Vice President

By: _____

Name: _____

Title: _____

Address: _____

_____

ALL SIGNATURES MUST BE ACKNOWLEDGED BEFORE A NOTARY PUBLIC

ALL-PURPOSE ACKNOWLEDGMENT

A notary public or other officer completing this certificate verifies only the identity of the individual who signed the document to which this certificate is attached, and not the truthfulness, accuracy, or validity of that document.

STATE OF CALIFORNIA)
) SS.
COUNTY OF ORANGE)

On **09/01/2021** (Date) before me, **Lise M. Cowderoy, Notary Public** (Insert Name and Title of Officer),

personally appeared **Sean Doyle** (Name(s) of Signer(s)), who proved

to me on the basis of satisfactory evidence to be the person(s) whose name(s) is/~~are~~ subscribed to the within instrument and acknowledged to me that he/~~she/they~~ executed the same in his/~~her/their~~ authorized capacity(~~ies~~), and that by his/~~her/their~~ signature(s) on the instrument the person(s), or the entity upon behalf of which the person(s) acted, executed the instrument.

I certify under PENALTY OF PERJURY under the laws of the State of California that the foregoing paragraph is true and correct.

WITNESS my hand and official seal.

LISE M. COWDEROY
COMMISSION #2356709
Notary Public California
ORANGE COUNTY
My Commission Expires
JUNE 4, 2025

(Signature of Notary Public)

Place Notary Seal Above

ALL- PURPOSE
CERTIFICATE OF ACKNOWLEDGMENT

A notary public or other officer completing this certificate verifies only the identity of the individual who signed the document to which this certificate is attached, and not the truthfulness, accuracy, or validity of that document.

State of California }

County of Orange }

On AUG 26 2021 before me, Gina L. Garner, Notary Public,
(Here insert name and title of the officer)

personally appeared Martha Barreras,
who proved to me on the basis of satisfactory evidence to be the person(s) whose name(s) is/are subscribed to the within instrument and acknowledged to me that he/she/they executed the same in his/her/their authorized capacity(ies), and that by his/her/their signature(s) on the instrument the person(s), or the entity upon behalf of which the person(s) acted, executed the instrument.

I certify under PENALTY OF PERJURY under the laws of the State of California that the foregoing paragraph is true and correct.

WITNESS my hand and official seal.

GINA L. GARNER
Notary Public - California
Orange County
Commission # 2361777
My Comm. Expires Jun 18, 2025

Notary Public Signature (Notary Public Seal)

ADDITIONAL OPTIONAL INFORMATION

DESCRIPTION OF THE ATTACHED DOCUMENT

(Title or description of attached document)

(Title or description of attached document continued)

Number of Pages _____ Document Date_____

CAPACITY CLAIMED BY THE SIGNER

- ☐ Individual (s)
- ☐ Corporate Officer
  (Title)
- ☐ Partner(s)
- ☒ Attorney-in-Fact
- ☐ Trustee(s)
- ☐ Other _____

2015 Version www.NotaryClasses.com 800-873-9865

INSTRUCTIONS FOR COMPLETING THIS FORM

This form complies with current California statutes regarding notary wording and, if needed, should be completed and attached to the document. Acknowledgents from other states may be completed for documents being sent to that state so long as the wording does not require the California notary to violate California notary law.

- State and County information must be the State and County where the document signer(s) personally appeared before the notary public for acknowledgment.
- Date of notarization must be the date that the signer(s) personally appeared which must also be the same date the acknowledgment is completed.
- The notary public must print his or her name as it appears within his or her commission followed by a comma and then your title (notary public).
- Print the name(s) of document signer(s) who personally appear at the time of notarization.
- Indicate the correct singular or plural forms by crossing off incorrect forms (i.e. ~~he~~/she/~~they,~~ is /~~are~~) or circling the correct forms. Failure to correctly indicate this information may lead to rejection of document recording.
- The notary seal impression must be clear and photographically reproducible. Impression must not cover text or lines. If seal impression smudges, re-seal if a sufficient area permits, otherwise complete a different acknowledgment form.
- Signature of the notary public must match the signature on file with the office of the county clerk.
  - Additional information is not required but could help to ensure this acknowledgment is not misused or attached to a different document.
  - Indicate title or type of attached document, number of pages and date.
  - Indicate the capacity claimed by the signer. If the claimed capacity is a corporate officer, indicate the title (i.e. CEO, CFO, Secretary).
- Securely attach this document to the signed document with a staple.

POWER OF ATTORNEY

RLI Insurance Company
Contractors Bonding and Insurance Company

9025 N. Lindbergh Dr. Peoria, IL 61615
Phone: 800-645-2402

Know All Men by These Presents:

That this Power of Attorney is not valid or in effect unless attached to the bond which it authorizes executed, but may be detached by the approving officer if desired.

That **RLI Insurance Company** and/or **Contractors Bonding and Insurance Company**, each an Illinois corporation, (separately and together, the "Company") do hereby make, constitute and appoint:

Paul Boucher, Janina Monroe, Dennis Langer, Michelle Haase, Timothy Noonan, Adriana Valenzuela, Jennifer Ochs, Martha Barreras, jointly or severally

in the City of Los Angeles, State of California its true and lawful Agent(s) and Attorney(s) in Fact, with full power and authority hereby conferred, to sign, execute, acknowledge and deliver for and on its behalf as Surety, in general, any and all bonds and undertakings in an amount not to exceed **Twenty Five Million** Dollars (**$25,000,000.00**) for any single obligation.

The acknowledgment and execution of such bond by the said Attorney in Fact shall be as binding upon the Company as if such bond had been executed and acknowledged by the regularly elected officers of the Company.

RLI Insurance Company and/or **Contractors Bonding and Insurance Company**, as applicable, have each further certified that the following is a true and exact copy of a Resolution adopted by the Board of Directors of each such corporation, and is now in force, to-wit:

> "All bonds, policies, undertakings, Powers of Attorney or other obligations of the corporation shall be executed in the corporate name of the Company by the President, Secretary, any Assistant Secretary, Treasurer, or any Vice President, or by such other officers as the Board of Directors may authorize. The President, any Vice President, Secretary, any Assistant Secretary, or the Treasurer may appoint Attorneys in Fact or Agents who shall have authority to issue bonds, policies or undertakings in the name of the Company. The corporate seal is not necessary for the validity of any bonds, policies, undertakings, Powers of Attorney or other obligations of the corporation. The signature of any such officer and the corporate seal may be printed by facsimile."

IN WITNESS WHEREOF, the **RLI Insurance Company** and/or **Contractors Bonding and Insurance Company**, as applicable, have caused these presents to be executed by its respective Vice President with its corporate seal affixed this 14th day of May, 2020.

CONTRACTORS BONDING AND INSURANCE COMPANY CORPORATE SEAL ILLINOIS

RLI INSURANCE COMPANY CORPORATE SEAL ILLINOIS

RLI Insurance Company
Contractors Bonding and Insurance Company

By: Barton W. Davis — Vice President

State of Illinois
County of Peoria } SS

On this 14th day of May, 2020, before me, a Notary Public, personally appeared Barton W. Davis, who being by me duly sworn, acknowledged that he signed the above Power of Attorney as the aforesaid officer of the RLI Insurance Company and/or Contractors Bonding and Insurance Company and acknowledged said instrument to be the voluntary act and deed of said corporation.

By: Catherine D. Glover — Notary Public

CATHERINE D. GLOVER
OFFICIAL SEAL
Notary Public - State of Illinois
My Commission Expires
March 24, 2024

CERTIFICATE

I, the undersigned officer of RLI Insurance Company and/or Contractors Bonding and Insurance Company, do hereby certify that the attached Power of Attorney is in full force and effect and is irrevocable; and furthermore, that the Resolution of the Company as set forth in the Power of Attorney, is now in force. In testimony whereof, I have hereunto set my hand and the seal of the RLI Insurance Company and/or Contractors Bonding and Insurance Company this _____ day of AUG 26 2021.

RLI Insurance Company
Contractors Bonding and Insurance Company

By: Jeffrey D. Fick — Corporate Secretary

Bond Number: CMS0345709
Premium: included in performance bond

EXHIBIT "B"

PAYMENT BOND

WHEREAS, the City Council of the City of Beaumont, State of California, and RSI Communities-California LLC, a Delaware limited liability company (hereafter designated as "the Principal") have entered into Agreement To Provide Security For Street Improvements For Tract 27971-10, dated August 31, 2021, whereby Principal agrees to install and complete certain designated public improvements which is hereby incorporated herein and made a part hereof; and

WHEREAS, under the terms of the said agreement, the Principal is required before entering upon the performance of the work, to file a good and sufficient payment bond with the City of Beaumont to secure the claims to which reference is made in Title 3 (commencing with Section 9000, et seq.) of Part 6 of Division 4 of the Civil Code of the State of California.

NOW, THEREFORE, the Principal and the undersigned as corporate surety, are held firmly bound unto the City of Beaumont and all contractors, subcontractors, laborers, materialmen, and other persons employed in the performance of the said agreement and referred to at Title 3 (commencing with Section 9000, et seq.) of Part 6 of Division 4 of the Civil Code in the sum of Two Hundred Eighty Six Thousand Eight Hundred Twenty Six and 45/100 dollars ($ 286,826.45), for materials furnished or labor thereon of any kind, or for amounts due under the Unemployment Insurance Act with respect to this work or labor, that the Surety will pay the same in an amount not exceeding the amount hereinabove set forth, and also in case suit is brought upon this bond, will pay, in addition to the face amount thereof, costs and reasonable expenses and fees, including reasonable attorneys' fees, incurred by the City in successfully enforcing this obligation, to be awarded and fixed by the court, and to be taxed as costs and to be included in the judgment therein rendered.

It is hereby expressly stipulated and agreed that this bond shall inure to the benefit of any and all persons, companies, and corporations entitled to file claims under Title 3 (commencing with Section 9000, et seq.) of Part 6 of Division 4 of the Civil Code, so as to give a right of action to them or their assigns in any suit brought upon this bond.

Should the condition of this bond be fully performed, then this obligation shall become null and void, otherwise it shall be and remain in full force and effect.

The Surety hereby stipulates and agrees that no change, extension of time, alteration, or addition to the terms of the agreement or the specifications accompanying the same shall in any manner affect its obligations on this bond, and it does hereby waive notice of any such change, extension, alteration, or addition.

[signatures on following page]

IN WITNESS WHEREOF, this instrument has been duly executed by the Principal and Surety above named, on August 26, 2021.

(Seal)

RLI Insurance Company

SURETY

By: _____

Name: Martha Barreras

Title: Attorney-In-Fact

Address: 19800 MacArthur Blvd. Ste. 1250

Irvine CA 92612

(Seal)

RSI Communities-California LLC, a Delaware limited liability company

PRINCIPAL

By: _____

Name: _____

Title: Sean Doyle
Vice President

By: _____

Name: _____

Title: _____

Address: _____

_____

ALL SIGNATURES MUST BE ACKNOWLEDGED BEFORE A NOTARY PUBLIC

ALL-PURPOSE ACKNOWLEDGMENT

A notary public or other officer completing this certificate verifies only the identity of the individual who signed the document to which this certificate is attached, and not the truthfulness, accuracy, or validity of that document.

STATE OF CALIFORNIA)
) SS.
COUNTY OF ORANGE)

On **09/01/2021** (Date) before me, **Lise M. Cowderoy, Notary Public** (Insert Name and Title of Officer),

personally appeared **Sean Doyle** (Name(s) of Signer(s)), who proved

to me on the basis of satisfactory evidence to be the person(s) whose name(s) is/~~are~~ subscribed to the within instrument and acknowledged to me that he/~~she/they~~ executed the same in his/~~her/their~~ authorized capacity(~~ies~~), and that by his/~~her/their~~ signature(s) on the instrument the person(s), or the entity upon behalf of which the person(s) acted, executed the instrument.

I certify under PENALTY OF PERJURY under the laws of the State of California that the foregoing paragraph is true and correct.

WITNESS my hand and official seal.

LISE M. COWDEROY
COMMISSION #2356709
Notary Public California
ORANGE COUNTY
My Commission Expires
JUNE 4, 2025

(Signature of Notary Public)

Place Notary Seal Above

ALL- PURPOSE
CERTIFICATE OF ACKNOWLEDGMENT

A notary public or other officer completing this certificate verifies only the identity of the individual who signed the document to which this certificate is attached, and not the truthfulness, accuracy, or validity of that document.

State of California }

County of Orange }

On AUG 26 2021 before me, Gina L. Garner, Notary Public,
(Here insert name and title of the officer)

personally appeared Martha Barreras,
who proved to me on the basis of satisfactory evidence to be the person(~~s~~) whose name(~~s~~) is/~~are~~ subscribed to the within instrument and acknowledged to me that ~~he~~/she/~~they~~ executed the same in ~~his~~/her/~~their~~ authorized capacity(~~ies~~), and that by ~~his~~/her/~~their~~ signature(~~s~~) on the instrument the person(~~s~~), or the entity upon behalf of which the person(~~s~~) acted, executed the instrument.

I certify under PENALTY OF PERJURY under the laws of the State of California that the foregoing paragraph is true and correct.

WITNESS my hand and official seal.

Notary Public Signature (Notary Public Seal)

GINA L. GARNER
Notary Public - California
Orange County
Commission # 2361777
My Comm. Expires Jun 18, 2025

ADDITIONAL OPTIONAL INFORMATION

DESCRIPTION OF THE ATTACHED DOCUMENT

(Title or description of attached document)

(Title or description of attached document continued)

Number of Pages _____ Document Date_____

CAPACITY CLAIMED BY THE SIGNER

- ☐ Individual (s)
- ☐ Corporate Officer
  (Title)
- ☐ Partner(s)
- ☒ Attorney-in-Fact
- ☐ Trustee(s)
- ☐ Other _____

2015 Version www.NotaryClasses.com 800-873-9865

INSTRUCTIONS FOR COMPLETING THIS FORM

This form complies with current California statutes regarding notary wording and, if needed, should be completed and attached to the document. Acknolwedgents from other states may be completed for documents being sent to that state so long as the wording does not require the California notary to violate California notary law.

- State and County information must be the State and County where the document signer(s) personally appeared before the notary public for acknowledgment.
- Date of notarization must be the date that the signer(s) personally appeared which must also be the same date the acknowledgment is completed.
- The notary public must print his or her name as it appears within his or her commission followed by a comma and then your title (notary public).
- Print the name(s) of document signer(s) who personally appear at the time of notarization.
- Indicate the correct singular or plural forms by crossing off incorrect forms (i.e. ~~he~~/she/~~they,~~ is /~~are~~) or circling the correct forms. Failure to correctly indicate this information may lead to rejection of document recording.
- The notary seal impression must be clear and photographically reproducible. Impression must not cover text or lines. If seal impression smudges, re-seal if a sufficient area permits, otherwise complete a different acknowledgment form.
- Signature of the notary public must match the signature on file with the office of the county clerk.
  - Additional information is not required but could help to ensure this acknowledgment is not misused or attached to a different document.
  - Indicate title or type of attached document, number of pages and date.
  - Indicate the capacity claimed by the signer. If the claimed capacity is a corporate officer, indicate the title (i.e. CEO, CFO, Secretary).
- Securely attach this document to the signed document with a staple.

POWER OF ATTORNEY

RLI Insurance Company
Contractors Bonding and Insurance Company

9025 N. Lindbergh Dr. Peoria, IL 61615
Phone: 800-645-2402

Know All Men by These Presents:

That this Power of Attorney is not valid or in effect unless attached to the bond which it authorizes executed, but may be detached by the approving officer if desired.

That **RLI Insurance Company** and/or **Contractors Bonding and Insurance Company**, each an Illinois corporation, (separately and together, the "Company") do hereby make, constitute and appoint:

Paul Boucher, Janina Monroe, Dennis Langer, Michelle Haase, Timothy Noonan, Adriana Valenzuela, Jennifer Ochs, Martha Barreras, jointly or severally

in the City of Los Angeles, State of California its true and lawful Agent(s) and Attorney(s) in Fact, with full power and authority hereby conferred, to sign, execute, acknowledge and deliver for and on its behalf as Surety, in general, any and all bonds and undertakings in an amount not to exceed **Twenty Five Million** Dollars (**$25,000,000.00**) for any single obligation.

The acknowledgment and execution of such bond by the said Attorney in Fact shall be as binding upon the Company as if such bond had been executed and acknowledged by the regularly elected officers of the Company.

RLI Insurance Company and/or **Contractors Bonding and Insurance Company**, as applicable, have each further certified that the following is a true and exact copy of a Resolution adopted by the Board of Directors of each such corporation, and is now in force, to-wit:

> "All bonds, policies, undertakings, Powers of Attorney or other obligations of the corporation shall be executed in the corporate name of the Company by the President, Secretary, any Assistant Secretary, Treasurer, or any Vice President, or by such other officers as the Board of Directors may authorize. The President, any Vice President, Secretary, any Assistant Secretary, or the Treasurer may appoint Attorneys in Fact or Agents who shall have authority to issue bonds, policies or undertakings in the name of the Company. The corporate seal is not necessary for the validity of any bonds, policies, undertakings, Powers of Attorney or other obligations of the corporation. The signature of any such officer and the corporate seal may be printed by facsimile."

IN WITNESS WHEREOF, the **RLI Insurance Company** and/or **Contractors Bonding and Insurance Company**, as applicable, have caused these presents to be executed by its respective Vice President with its corporate seal affixed this 14th day of May, 2020.

CONTRACTORS BONDING AND INSURANCE COMPANY CORPORATE SEAL ILLINOIS

RLI INSURANCE COMPANY CORPORATE SEAL ILLINOIS

RLI Insurance Company
Contractors Bonding and Insurance Company

By: Barton W. Davis — Vice President

State of Illinois
County of Peoria } SS

On this 14th day of May, 2020, before me, a Notary Public, personally appeared Barton W. Davis, who being by me duly sworn, acknowledged that he signed the above Power of Attorney as the aforesaid officer of the RLI Insurance Company and/or Contractors Bonding and Insurance Company and acknowledged said instrument to be the voluntary act and deed of said corporation.

By: Catherine D. Glover — Notary Public

CATHERINE D. GLOVER
OFFICIAL SEAL
Notary Public - State of Illinois
My Commission Expires
March 24, 2024

CERTIFICATE

I, the undersigned officer of RLI Insurance Company and/or Contractors Bonding and Insurance Company, do hereby certify that the attached Power of Attorney is in full force and effect and is irrevocable; and furthermore, that the Resolution of the Company as set forth in the Power of Attorney, is now in force. In testimony whereof, I have hereunto set my hand and the seal of the RLI Insurance Company and/or Contractors Bonding and Insurance Company this _____ day of AUG 26 2021.

RLI Insurance Company
Contractors Bonding and Insurance Company

By: Jeffrey D Fick — Corporate Secretary

04159300202 12

CITY OF BEAUMONT PUBLIC WORKS DEPARTMENT
CONSTRUCTION COST WORKSHEET

PARCEL MAP OR TRACT NO.: Tract 27971-10 Street
DATE: 12-Aug-21

PP, CUP NO.: _____ BY: _____, P.E.

IMPROVEMENTS	FAITHFUL PERFORMANCE	100%
	LABOR & MATERIALS SECURITY	100%

	Construction Costs)	
Streets	$	1,274,784.20
Total	$	1,274,784.20
Warranty Retension (22.5%)	$	286,826.45
Street Plan Check Fees =	$	25,495.68
Street Inspection Fees =	$	38,243.53

DESIGN ENGINEERS CALCULATIONS OF IMPROVEMENT BONDING COSTS

Construction items and their quantities as shown on attached sheets are accurate for the improvements required to construct the above project and the mathematical extensions using City's unit costs are accurate for determining bonding, plan check and inspection costs.

Above amounts do [ ] include additional 20% for recordation prior to having signed plans

Above amounts do not [X] include additional 20% for recordation prior to having signed plans

Engineer's Signature — Date: 08.13.21

Edward Dawson Grove, P.E
Name typed or printed

REGISTERED PROFESSIONAL ENGINEER
EDWARD DAWSON GROVE
No. C61374
STATE OF CALIFORNIA

Civil Engineer's Stamp

FORM $ UNIT COSTS REVISED 01/02/2017

*****PLEASE READ INSTRUCTIONS BELOW*****

1. Quantities to be taken from improvement plans, Unit costs to be as provided on "City of Beaumont Construction Cost Worksheet".

2. Show Bond Amounts to the nearest $500.

3. For construction items not covered by the Construction Cost Worksheet", Design Engineer is to provide his opinion of construction cost and use of that cost. If City of Beaumont unit costs are determined to be too low in the opinion of the Design Engineer, the higher costs as provided by the Design Engineer should be used.

CITY OF BEAUMONT PUBLIC WORKS DEPARTMENT
IMPROVEMENT REQUIREMENT WORKSHEET

PROJECT: Tract 27971-10 Street DATE: 12-Aug-21

STREET IMPROVEMENTS				
QTY.	UNIT	ITEM	UNIT COST	AMOUNT
		Roadway Excavation		
-	C.Y.	1. Projects with a grading plan area x 0.50' (hinge point to hinge point)(173873 sf)	$ 20.00	$ -
		2. Projects without a grading plan (road area and side slopes to daylight Cut (C) = Fill (f) =		
	C.Y. (c or f)	(a.) Excavate and Fill	$ 0.40	$ -
	C.Y. (f - c)	(b.) Excavate and Export	$ 1.10	$ -
		(c.) Import and Fill	$ 2.80	$ -
		If balance, provide (a.) only, either cut or fill		
		If export, provide (a.) & (b.), a = fill, b = cut - fill		
		If import, provide (a.) & (c.), a = cut, c= fill - cut		
		(Unit costs for (a.), (b.) & (c.) are 20% of acrual		
		costs to assure that work will be corrected to		
		eliminate hazardous conditions.)		
	S.F.	Remove A.C. Pavement	$ 1.45	$ -
	L.F.	Remove Curb and Gutter	$ 18.00	$ -
	L.F.	Remove A.C. Dike	$ 3.00	$ -
	S.F.	Remove Sidewalk	$ 3.00	$ -
200	L.F.	Sawcut & Remove Exist. A.C. Pavement	$ 2.45	$ 490
				$ -
				$ -
				$ -
				$ -
				$ -
				$ -
				$ -
				$ -
				$ -
				$ -

IMPROVEMENT REQUIREMENT WORKSHEET

PROJECT: Tract 27971-10 Street DATE: 12-Aug-21

STREET IMPROVEMENTS (Cont'd.)				
QTY.	UNIT	ITEM	UNIT COST	AMOUNT
	L.F.	Remove Chain Link Fence	$ 7.50	$ -
	EA.	Remove Barricade	$ 200.00	$ -
3,130	TON	Asphalt Concrete - 144 lbs/cu. Ft. (173,873 OnSite SF @ 0.25')	$ 90.00	$ 281,700
3,220	C.Y.	Aggregate Base Class II (173,873 OnSite SF @ 0.50')	$ 50.00	$ 161,000
6	TON	Asphalt Emulsion (Fog Seal/Paint Binder) (1 ton = 240 gals) (173,873 OnSite SF)	$ 600.00	$ 3,600
		apply at 0.05 + 0.03 = 0.08 gal/SY		$ -
	S.F	AC overlay (min. 0.10') If export, provide (a) & (b), a=fill, b=cut-fill If import, provide (a)&(C), a=cut, c=fill-cut (Unit costs for (a), (b) & (C) are 20% of actual costs to assure that work will be corrected to eliminate hazardous conditions.)	$ 0.90	$ -
	S.F.	Remove A.C. Pavement	$ 1.45	$ -
	L.F.	Curb and Gutter (Wedge Curb)	$ 12.00	$ -
10,173	L.F.	Curb and Gutter (Type A-6)	$ 15.00	$ 152,595
91	L.F.	Curb and Gutter (Type A-8)	$ 17.00	$ 1,547
	L.F.	Type "C" Curb	$ 12.00	$ -
	L.F.	Type "D" Curb	$ 15.00	$ -
	L.F.	A.C. Dike (6") (incl. material & labor)	$ 10.00	$ -
	L.F.	A.C. Dike (8") (incl. Material & labor)	$ 15.00	$ -
3,981	S.F.	P.C.C. Cross Gutter and Spandrels	$ 10.00	$ 39,810
61,584	S.F.	P.C.C. Sidewalk	$ 6.00	$ 369,504
	SF	P.C.C. Drive Approach	$ 8.00	$ -
21	EA.	Handicapped Access Ramp	$ 2,000.00	$ 42,000
151	EA.	P.C.C. Drive Approach (individual lot driveway approach per finished grading plan)	$ 12.00	$ 1,812
	S.F.	Cold Plane & Overlay Exist. A.C. Paving	$ 4.00	$ -
				$ -
				$ -
				$ -

CITY OF BEAUMONT PUBLIC WORKS DEPARTMENT
IMPROVEMENT REQUIREMENT WORKSHEET

PROJECT: Tract 27971-10 Street DATE: 12-Aug-21

STREET IMPROVEMENTS (Cont'd.)				
QTY.	UNIT	ITEM	UNIT COST	AMOUNT
11	EA.	Street Name Sign	$ 400.00	$ 4,400
	EA.	Delineators-per Caltrans Std. A73C, Class 1, Type F	$ 40.00	$ -
	EA.	Object Markers - Modified Type F Delineators, Riverside County	$ 45.00	$ -
	L.F.	Barricades	$ 100.00	$ -
	L.F.	Utility Trench, one side (Edison, Telephone, Cable) (Total length of streets)	$ 10.00	$ -
	L.F.	Chain Link Fence (6')	$ 80.00	$ -
	L.F.	Remove Fence	$ 4.00	$ -
	EA.	Remove Power Pole	$ 1,200.00	$ -
8	EA.	Street Lights (including conduit)	$ 5,000.00	$ 40,000
	EA.	Street Trees (15 gallon)	$ 150.00	$ -
	L.S.	Landscape and Irrigation	$ -	$ -
	EA.	Concrete Bulkhead	$ 200.00	$ -
	C.Y.	Structural Reinforced Concrete	$ 400.00	$ -
	EA.	Slope Anchors for Pipes	$ 300.00	$ -
	L.F.	Cut Off Wall (Std. 2')	$ 5.50	$ -
	EA.	A.C. Overside Drain	$ 800.00	$ -
	EA.	Under Sidewalk Drain	$ 2,000.00	$ -
	S.F.	Terrace Drains and Down Drains	$ 6.50	$ -
	S.F.	Interceptor Drains	$ 6.50	$ -
4	EA.	Gutter Depression for Curb Opening Catchbasin	$ 1,500.00	$ 6,000
	EA.	Access Driveway for Storm Drain at Cul-de-Sac	$ 640.00	$ -
2	EA.	"STOP" Pavement Marking	$ 200.00	$ 400
10	L.F.	Limit Line	$ 40.00	$ 400
10	EA.	RI "STOP SIGN"	$ 250.00	$ 2,500
3	EA.	W14-2 "NO OUTLET" Sign	$ 250.00	$ 750
				$ -
				$ -
				$ -
				$ -
			SUBTOTAL =	$ 54,450.00
A.	Subtotal			$ 1,108,508

CITY OF BEAUMONT, CALIFORNIA
STREET IMPROVEMENT PLANS
TRACT NO. 27971-10

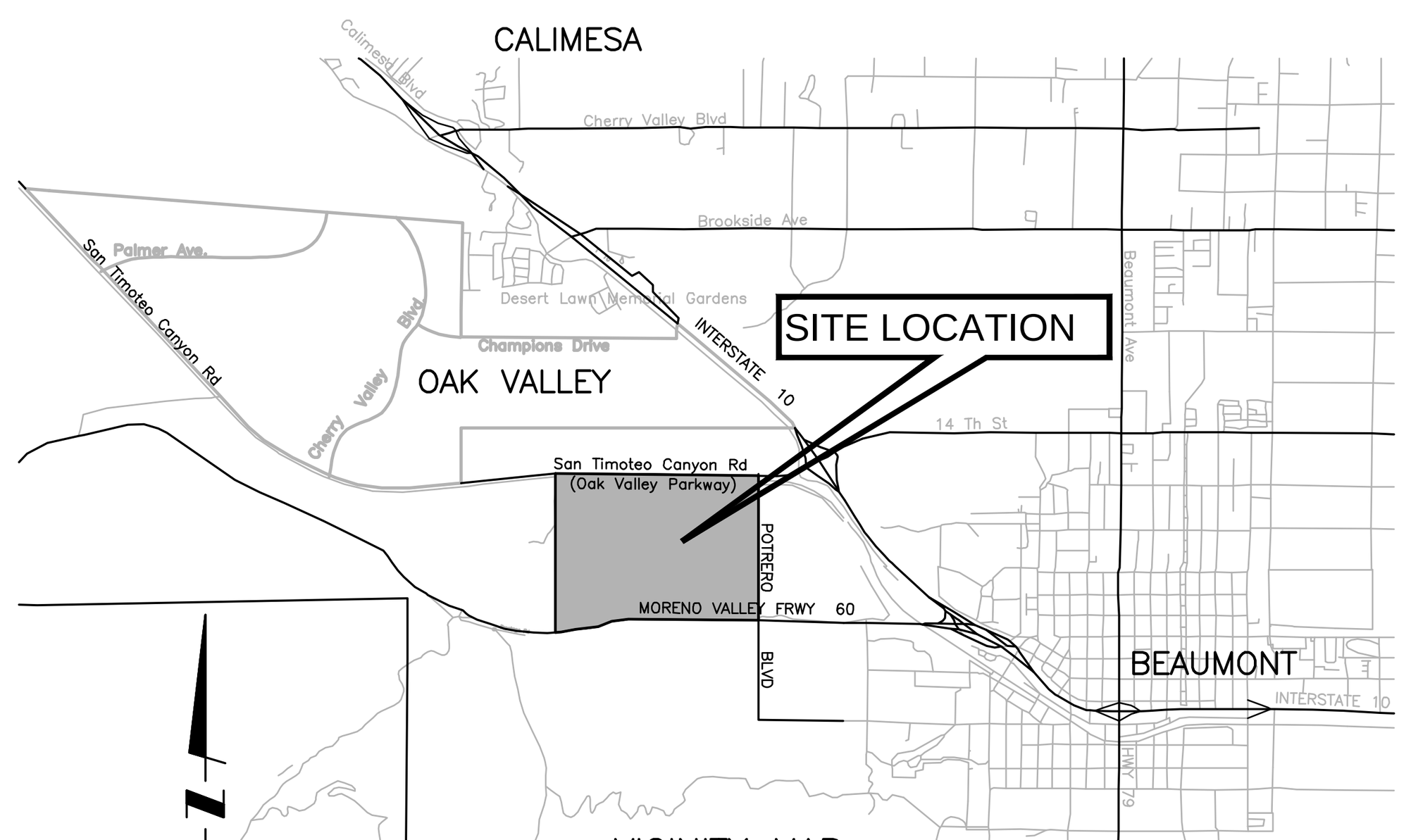

VICINITY MAP
N.T.S.
PORTIONS OF THOMAS BROS. PGS;
689, 690, 719 AND 720
2006 EDITION

UNDERGROUND STRUCTURES

ALL UNDERGROUND UTILITIES OR STRUCTURES REPORTED BY THE OWNER OR OTHERS AND THOSE SHOWN ON THE RECORD EXAMINED ARE INDICATED WITH THEIR APPROXIMATE LOCATION AND EXTENT. THE OWNER BY ACCEPTING THESE PLANS OR PROCEEDING WITH IMPROVEMENTS PURSUANT THERETO AGREES TO ASSUME LIABILITY AND TO HOLD UNDERSIGNED HARMLESS FOR ANY DAMAGES RESULTING FROM THE EXISTENCE OF UNDERGROUND UTILITIES OR STRUCTURES NOT REPORTED TO THE UNDERSIGNED; NOT INDICATED ON THE PUBLIC RECORDS EXAMINED; LOCATED AT VARIANCE WITH THAT REPORTED OR SHOWN ON RECORDS EXAMINED. THE CONTRACTOR IS REQUIRED TO TAKE DUE PRECAUTIONARY MEASURES TO PROTECT THE UTILITIES OR STRUCTURES SHOWN AND ANY OTHER UTILITIES OR STRUCTURES FOUND AT THE SITE. IT SHALL BE THE CONTRACTOR'S RESPONSIBILITY TO NOTIFY THE OWNERS OF THE UTILITIES OR STRUCTURES CONCERNED BEFORE STARTING WORK.

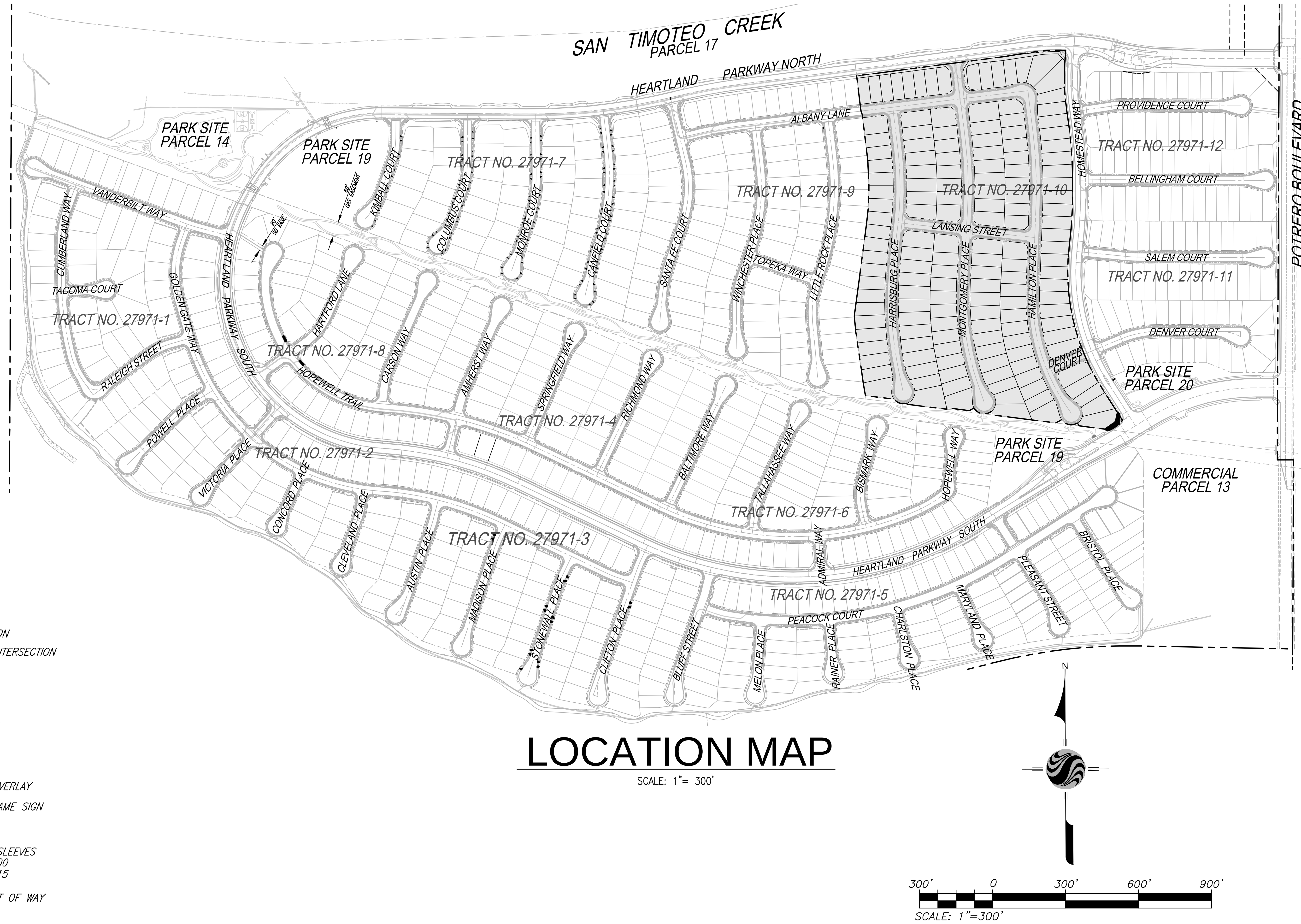

LOCATION MAP

SCALE: 1"= 300'

GENERAL NOTES:

1. THE CONTRACTOR SHALL BE RESPONSIBLE FOR THE CLEARING OF THE PROPOSED WORK AREA, AND RELOCATION COSTS OF ALL EXISTING UTILITIES. PERMITTEE MUST INFORM CITY OF ITS CONSTRUCTION SCHEDULE AT LEAST 48 HOURS PRIOR TO BEGINNING OF CONSTRUCTION. AT (951) 769-8520.
2. ALL WORK SHALL CONFORM TO THE REQUIREMENTS OF THE STANDARD PLANS FOR PUBLIC WORKS CONSTRUCTION, "LATEST EDITION", AND THE RIVERSIDE COUNTY TRANSPORTATION DEPARTMENT IMPROVEMENT STANDARDS AND SPECIFICATIONS, "LATEST EDITION," COUNTY ORDINANCE NO. 461 AND SUBSEQUENT AMENDMENT.
3. ALL UNDERGROUND FACILITIES, WITH LATERALS, SHALL BE IN PLACE PRIOR TO PAVING THE STREET SECTION INCLUDING, BUT NOT LIMITED TO, THE FOLLOWING; SEWER, WATER, ELECTRIC, GAS, AND STORM DRAIN.
4. IT SHALL BE THE RESPONSIBILITY OF THE CONTRACTOR OR DEVELOPER TO INSTALL AND MAINTAIN ALL CONSTRUCTION, REGULATORY, GUIDE AND WARNING SIGNS WITHIN THE PROJECT LIMITS AND ITS SURROUNDINGS TO PROVIDE SAFE PASSAGE FOR THE TRAVELING PUBLIC AND WORKERS UNTIL THE FINAL COMPLETION AND ACCEPTANCE OF THE PROJECT BY THE COUNTY.
5. ANY PRIVATE DRAINAGE FACILITIES SHOWN ON THESE PLANS ARE FOR INFORMATION ONLY. BY SIGNING THESE IMPROVEMENT PLANS, NO REVIEW OR APPROVAL OF THESE PRIVATE FACILITIES IS IMPLIED OR INTENDED BY CITY OF BEAUMONT PUBLIC WORKS DEPARTMENT.
6. IT SHALL BE THE RESPONSIBILITY OF THE DEVELOPER/OWNER OR CONTRACTOR TO APPLY TO THE CITY OF BEAUMONT PUBLIC WORKS DEPARTMENT, PERMIT SECTION, FOR AN ENCROACHMENT PERMIT FOR ALL WORK PERFORMED WITHIN PUBLIC RIGHT-OF-WAY, DEDICATED AND ACCEPTED FOR PUBLIC USE; AND TO BE RESPONSIBLE FOR SATISFACTORY COMPLIANCE FOR ALL CURRENT ENVIRONMENTAL REGULATIONS DURING THE LIFE OF CONSTRUCTION ACTIVITIES FOR THIS PROJECT. ADDITIONAL STUDIES AND/OR PERMIT MAY BE REQUIRED.
7. THE DEVELOPER WILL INSTALL STREET NAME SIGNS CONFORMING TO RCTD STANDARD NO. 816.
8. ALL STREET SECTIONS ARE TENTATIVE. ADDITIONAL SOIL TESTS SHALL BE TAKEN AFTER ROUGH GRADING TO DETERMINE THE EXACT STREET SECTION REQUIREMENTS. USE STANDARD NO. 401 IF EXPANSIVE SOIL ARE ENCOUNTERED.
9. IT SHALL BE THE RESPONSIBILITY OF THE DEVELOPER TO NOTIFY THE ENGINEER TO INSTALL STREET CENTERLINE MONUMENTS AS REQUIRED BY RIVERSIDE COUNTY ORDINANCE NO. 461.
10. ASPHALTIC EMULSION (FOG SEAL) SHALL BE APPLIED NOT LESS THAN FOURTEEN DAYS FOLLOWING PLACEMENT OF THE ASPHALT SURFACING. FOG SEAL AND PAINT BINDER SHALL BE APPLIED AT A RATE OF 0.05 AND 0.03 GALLON PER SQUARE YARD RESPECTIVELY. ASPHALTIC EMULSION SHALL CONFORM TO SECTION 37, 39 AND 94 OF THE STATE STANDARD SPECIFICATIONS.
11. AS DETERMINED BY THE PUBLIC WORKS DIRECTOR, THE DEVELOPER IS RESPONSIBLE AS A MINIMUM FOR ROAD IMPROVEMENTS TO CENTERLINE, AND MAY BE REQUIRED TO RECONSTRUCT EXISTING PAVEMENT, INCLUDING BASE, AND MATCHING OVERLAY REQUIRED TO MEET THE STRUCTURAL STANDARDS FOR THE CURRENT ASSIGNED TRAFFIC INDEX.
12. CONSTRUCTION PROJECTS DISTURBING MORE THAN ONE ACRE MUST OBTAIN A NATIONAL POLLUTANT DISCHARGE ELIMINATION SYSTEM (NPDES) PERMIT. OWNERS/DEVELOPERS ARE REQUIRED TO FILE A NOTICE OF INTENT (NOI) WITH THE STATE WATER RESOURCES CONTROL BOARD (SWRCB), PREPARE A STORM WATER POLLUTION PREVENTION PLAN (SWPPP) AND MONITORING PLAN FOR THE SITE.
13. THE DEVELOPER SHALL BE RESPONSIBLE FOR THE INSTALLATION OF ADDITIONAL SIGNS AND MARKINGS NOT INCLUDED IN THE SIGNING AND STRIPING PLAN WITHIN THE PROJECT AREAS, OR ON ROADWAYS ADJACENT TO THE PROJECT BOUNDARIES, UPON THE REQUEST OF THE DIRECTOR OF PUBLIC WORKS OR HIS DESIGNEE TO IMPROVE TRAFFIC SAFETY ON THE ROADS UNDER THE JURISDICTION OF THE DEVELOPER.
14. EXISTING STORM DRAIN PIPES / CULVERTS (WHETHER TO BE CONNECTED TO, EXTENDED, ADJUSTED, DRAINED TO, OR JUST IN THE PROJECT VICINITY) MUST BE REPAIRED, AND/OR CLEANED TO MAKE THEM FUNCTIONAL AND ACCEPTABLE AS DIRECTED BY THE PUBLIC WORKS DEPARTMENT.
15. ALL STORM DRAIN, CATCH BASINS AND STORM WATER RUNOFF STRUCTURES WILL BE PROVIDED WITH ADEQUATE CAPABILITIES TO FILTER AND RETAIN SEDIMENT AND GRIT, OIL AND GREASE, TO PREVENT POLLUTION IN STORM WATER RUNOFF IN COMPLIANCE WITH THE CITY OF BEAUMONT'S BEST MANAGEMENT PRACTICES AND THE BEAUMONT DRAINAGE MASTER PLAN FOR STORM WATER AS WELL AS BEST MANAGEMENT PRACTICES IDENTIFIED IN THE CURRENT REPORT OF WASTE DISCHARGE FOR RIVERSIDE COUNTY PERMITTEES.
16. DEVELOPER SHALL BE FULLY RESPONSIBLE IN ASSURING THAT PROPOSED IMPROVEMENTS CONFORM TO THE APPROVED PLANS, SPECIFICATIONS AND CITY OF BEAUMONT STANDARDS. WHERE DEVIATIONS EXIST, DEVELOPER SHALL PROPOSE CORRECTIVE MEASURES FOR REVIEW AND APPROVAL BY THE CITY.
17. THE DEVELOPER SHALL HAVE GEOTECHNICAL/SOILS ENGINEERING FIRM OBSERVE TRENCHING, BACKFILLING, AND SOIL COMPACTION OF ALL UTILITY TRENCHES WITHIN EASEMENTS AND ROAD RIGHT OF WAY. TWO SETS OF COMPACTION REPORTS CERTIFYING THAT WORKS WERE DONE IN CONFORMANCE TO STANDARDS AND GEOTECHNICAL REPORT SHALL BE SUBMITTED AFTER EACH UTILITY TRENCH IS COMPLETED AND CERTIFIED. COMPACTION REPORT MUST BE SUBMITTED TO THE DEPARTMENT OF PUBLIC WORKS AT LEAST TWO WORKING DAYS BEFORE AGGREGATE BASE MATERIALS ARE PLACED ONSITE.

NOTE:
ALL PROPOSED STREETS IN TRACT NO.27971-10 ARE DESIGNATED AS PRIVATE STREETS.

SIDEWALKS AND DRIVEWAYS APPROACHES WILL BE POURED/CONSTRUCTED ONLY AFTER DRIVEWAY LOCATIONS ARE DETERMINED.

APPROVAL OF THESE PLANS APPLY ONLY WITHIN THE JURISDICTION OF THE CITY OF BEAUMONT

TRENCHING FOR UTILITIES AND STRUCTURES IS NOT ALLOWED UNTIL SOIL COMPACTION REPORT IS SUBMITTED TO AND APPROVED BY THE PUBLIC WORKS DEPARTMENT.

THE CITY RESERVES THE RIGHT TO REQUIRE REVISION OF THE APPROVED PLANS TO CONFORM TO CURRENT STANDARDS AND TO POST A NEW BOND IF CONSTRUCTION HAS NOT COMMENCED WITHIN TWO YEAR AFTER PLANS WERE APPROVED.

LEGEND

PROP.	PROPOSED	MOC	MIDDLE OF CURVE
EXIST.	EXISTING	RP	REFERENCE POINT
C.L., C/L	CENTERLINE	ST	STREET
T.C.	TOP OF CURB	R/W	RIGHT OF WAY
F.L.	FLOW LINE	D/W	DRIVEWAY
F.S.	FINISHED SURFACE	V.C.	VERTICAL CURVE
E.P.	EDGE OF PAVEMENT	PI	POINT OF INTERSECTION
C.B.	CATCH BASIN	PVI	POINT OF VERTICAL INTERSECTION
A.C.	ASPHALTIC CONCRETE		TRACT BOUNDARY
A.B.	AGGREGATE BASE		CENTER LINE
BCR	BEGIN CURB RETURN		DIRECTION OF FLOW
ECR	END CURB RETURN		PROP. STREET LIGHTS
BVC	BEGIN VERTICAL CURVE		PROP. A.C.
MVC	MIDDLE VERTICAL CURVE		PROP. SIDEWALK
EVC	END VERTICAL CURVE		COLD PLANE & AC OVERLAY
P.R.C.	POINT OF REVERSE CURVE		STOP SIGN/STREET NAME SIGN
PCC	POINT OF COMPOUND CURVE		STREET NAME SIGN
PRVC	POINT OF REVERSE VERTICAL CURVE		PROP. UTILITY X'ING SLEEVES (1) 6" PVC CLASS 200 (2) 4" PVC CLASS 315
(1329.02)	EXISTING ELEVATION		PRIVATE STREET RIGHT OF WAY
1479.70	PROPOSED ELEVATION		DEMO LIMITS
LT	LEFT		
RT	RIGHT		
RTN	RETURN		

"DECLARATION OF RESPONSIBLE CHARGE"

I HEREBY DECLARE THAT I AM THE ENGINEER OF WORK FOR THIS PROJECT, THAT I HAVE EXERCISED RESPONSIBLE CHARGE OVER THE DESIGN OF THE PROJECT AS DEFINED IN SECTION 6703 OF THE BUSINESS AND PROFESSIONS CODE, AND THAT THE DESIGN IS CONSISTENT WITH CURRENT STANDARDS. I UNDERSTAND THAT THE CHECK OF PROJECT DRAWINGS AND SPECIFICATIONS BY THE CITY OF BEAUMONT DOES NOT RELIEVE ME AS ENGINEER OF WORK OF MY RESPONSIBILITIES FOR PROJECT DESIGN.

FIRM: STANTEC
ADDRESS: 735 E. CARNEGIE DR, #280
CITY, ST.: SAN BERNARDINO, CA 92405
TELEPHONE: 909-255-8207
BY: (EDWARD D. GROVE, RCE:61374) DATE: 08.11.21

NOTE:
ALL STREETS TO BE PRIVATE WITH THE EXCEPTION OF POTRERO BOULEVARD. POTRERO BOULEVARD IS A PUBLIC STREET.
PRIVATE STREETS ARE TO HAVE PUBLIC UTILITY AND EMERGENCY ACCESS EASEMENTS.

24 HOUR EMERGENCY CONTACT

LAND DEVELOPMENT - DARREN BOLTON

RSI COMMUNITIES-CALIFORNIA LLC
4695 MACARTHUR COURT, FLOOR 8
NEWPORT BEACH, CA 92660-1882
MOBILE: (951) 704-5503
EMAIL: DBOLTON@TAYLORMORRISON.COM
WWW.TAYLORMORRISON.COM

APPLICANT/SUBDIVIDER:

OLIVEWOOD-TAYLOR MORRISON
RSI COMMUNITIES-CALIFORNIA, LLC
4695 MACARTHUR COURT, FLOOR 8
NEWPORT BEACH, CALIFORNIA 92660-1882
PH.: (949) 503-0861
BRYAN BERGERON

INDEX OF SHEETS:

SHEET 1 - TITLE SHEET-INDEX MAP-VICINITY MAP-GENERAL NOTES
SHEET 2 - CONSTRUCTION NOTES, QUANTITIES & TYPICAL SECTIONS
SHEET 3 - HARRISBURG PLACE STA. 10+00.00 TO STA. 18+00.00
SHEET 4 - HARRISBURG PLACE STA. 18+00.00 TO STA. 21+78.54
DENVER COURT STA. 8+04.02 TO STA. 10+00.00
SHEET 5 - MONTGOMERY PLACE STA. 10+02.40 TO STA. 16+00.00
SHEET 6 - MONTGOMERY PLACE STA. 16+00.00 TO STA. 24+39.93
SHEET 7 - HAMILTON PLACE STA. 10+00.00 TO STA. 16+50.00
SHEET 8 - HAMILTON PLACE STA. 16+50.00 TO STA. 23+62.39
SHEET 9 - LANSING STREET STA. 10+00.00 TO STA. 15+64.66
SHEET 10 - ALBANY LANE STA. 17+53.11 TO STA. 24+44.45
SHEET 11 - SIGNAGE & STRIPING
SHEET 12 - DETAILS

THE PRIVATE ENGINEER SIGNING THESE PLANS IS RESPONSIBLE FOR ASSURING THE ACCURACY AND ACCEPTABILITY OF THE DESIGN HEREON. IN THE EVENT OF DISCREPANCIES ARISING AFTER CITY APPROVAL OR DURING CONSTRUCTION, THE PRIVATE ENGINEER SHALL BE RESPONSIBLE FOR DETERMINING AN ACCEPTABLE SOLUTION AND REVISING THE PLANS FOR APPROVAL BY THE CITY.

NOTE:
WORK CONTAINED WITHIN THESE PLANS SHALL NOT COMMENCE UNTIL AN ENCROACHMENT PERMIT AND/OR A GRADING PERMIT HAS BEEN ISSUED.

811 Know what's below. Call before you dig.

BASIS OF BEARINGS:
DESCRIPTION:
THE BASIS OF COORDINATES FOR THIS MAP IS THE CALIFORNIA STATE PLANE COORDINATE SYSTEM, 1983, ZONE 6, BASED LOCALLY ON CONTROL STATIONS "REST" AND "RABBIT".
BEARING: N 27°39'52" E

BENCHMARK:
BENCHMARK ESTABLISHED BY THE COUNTY OF RIVERSIDE, 2.4 MILES WESTERLY ALONG U.S. HIGHWAY 60 FROM THE POST OFFICE AT BEAUMONT, RIVERSIDE COUNTY, AT A POINT WHERE THE HIGHWAY PASSES THROUGH A CUT, 97 FEET NORTH OF CENTERLINE OF THE OPPOSITE HIGHWAY ENGINEERS STATION 267/98; 16 FEET SOUTH OF THE NORTH RIGHT-OF-WAY FENCE, 16 FEET WEST OF RIGHT-OF-WAY FENCE CORNER, AND 18 FEET EAST OF POWER POLE #826632. A STANDARD DISC, STAMPED "U 448 RESET 1955" AND SET IN THE TOP OF A CONCRETE POST PROJECTING 0.5 FEET ABOVE GROUND. STAMPED U-448-1955
ELEV: 2448.129

BY	MARK	DESCRIPTION	APPR.	DATE
ENGINEER		REVISIONS	CITY	

PREPARED BY: Stantec
735 E. CARNEGIE DR., #280
SAN BERNARDINO, CA 92405
909.335-6120 stantec.com
EDWARD D. GROVE R.C.E. 61374 08.11.21 DATE

SEAL: REGISTERED PROFESSIONAL ENGINEER EDWARD DAWSON GROVE No. C61374 STATE OF CALIFORNIA

DESIGN BY: JB
DRAWN BY: TA
CHECKED BY: VAD
SCALE: AS NOTED
DATE: 07/20/21
JOB NUMBER: 2042495810

CITY of BEAUMONT CALIFORNIA INC. NOV 18, 1912

Reviewed By: Date: 8/12/2021
Recommended for Approval By: Date: 8/12/2021
Approved By: Director of Public Works Date: 08/21/21

CITY OF BEAUMONT, PUBLIC WORKS DEPARTMENT
ENGINEERING DIVISION
550E. 6th St Beaumont, CA 92223
TEL: (951) 769-8520 FAX: (951) 769-8526

CITY OF BEAUMONT, CALIFORNIA
PRIVATE STREET IMPROVEMENT PLANS
TRACT 27971-10

TITLE SHEET - INDEX MAP
VICINITY MAP - GENERAL NOTES

FOR: RSI COMMUNITIES-CALIFORNIA, LLC

SHEET 1 OF 12 SHEETS
DRAWING NAME:
FILE NO.: 3374

SF 17-4296

Plotted: Jul 20, 2021 - 11:04am By: talmgren DWG: C:\Users\talmgren\AppData\Local\Temp\AcPublish_1668\495810C-2080ST.DWG

CITY OF BEAUMONT, CALIFORNIA
STREET IMPROVEMENT PLANS
TRACT NO. 27971-10

INDEX MAP
SCALE: 1"=100'

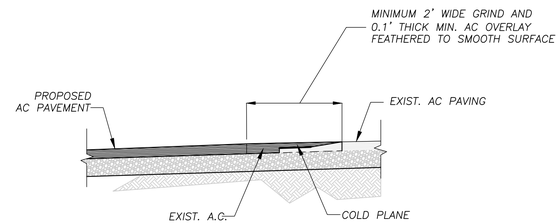

22 AC PAVEMENT MATCH AND OVERLAY
NTS

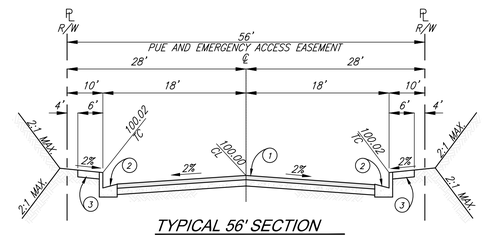

TYPICAL 56' SECTION
N.T.S.

DENVER COURT, LANSING STREET, MONTGOMERY PLACE, HAMILTON PLACE, HARRISBURG PLACE & ALBANY LANE
MODIFIED RIVERSIDE COUNTY STD. 106, SECTION A
T.I. = 5.0, 0.25' A.C. W/SEAL COAT OVER 0.50' A.B. CL-2
PRELIM. "R" VALUE = 30

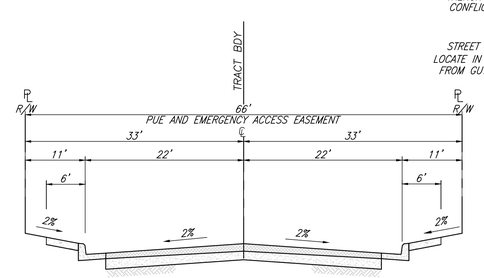

TYPICAL SECTION - HOMESTEAD WAY (66' RW)
N.T.S.
(FOR REFERENCE ONLY. SEE INFRASTRUCTURE STREET IMPROVEMENT PLANS FOR MORE INFORMATION)

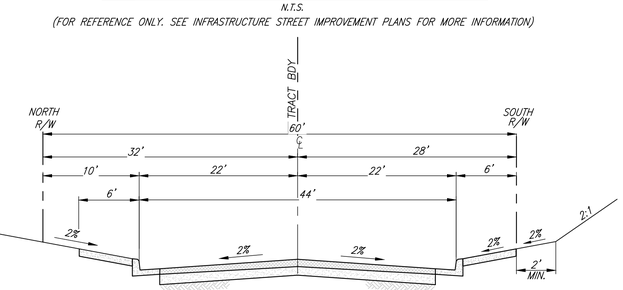

TYPICAL SECTION – HEARTLAND PARKWAY NORTH (60' R/W)
N.T.S.
(FOR REFERENCE ONLY. SEE INFRASTRUCTURE STREET IMPROVEMENT PLANS FOR MORE INFORMATION)

CONSTRUCTION NOTES AND ESTIMATED QUANTITIES

ITEM		TOTAL
1	CONSTRUCT 3" A.C. OVER 6" CLASS II A.B. PER GEOTECH RECOMMENDATIONS	173,873 S.F.
2	CONSTRUCT TYPE A-6 CURB PER COUNTY OF RIVERSIDE STANDARD NO. 200.	10,173 L.F.
2A	CONSTRUCT TYPE A-8 CURB PER COUNTY OF RIVERSIDE STANDARD NO. 201.	91 L.F.
3	CONSTRUCT SIDEWALK PER COUNTY OF RIVERSIDE STANDARD PLAN NO. 401.	61,584 S.F.
4	INSTALL STREET NAME SIGN PER RIVERSIDE COUNTY STD. NO. 815.	9 EA.
4A	INSTALL STREET NAME SIGN PER RIVERSIDE COUNTY STD. NO. 816.	2 EA.
5	INSTALL W14-1 "DEAD END" STREET SIGN PER M.U.T.C.D., CA SUPPLEMENT.	3 EA.
6	CONSTRUCT CURB RAMP (CASE B) PER DETAIL ON SHEET 12	21 EA.
7	CONSTRUCT CROSS-GUTTER PER COUNTY OF RIVERSIDE STANDARD NO. 209.	3,981 S.F.
8	CONSTRUCT GUTTER DEPRESSION, CASE B, PER RIVERSIDE COUNTY STANDARD NO. 311.	4 EA.
10	INSTALL STREET LIGHT. LOCATE BASE 18" BEHIND CURB FLOWLINE AS SHOWN ON PLAN. PRIVATE STREET LIGHT PLANS PER SEPARATE SUBMITTAL AND PERMIT APPROVAL.	8 EA.
12	CONSTRUCT CONCRETE DRIVEWAY APPROACH PER RIVERSIDE COUNTY STANDARD NO. 207.	151 EA.
13	INSTALL R1-1 "STOP SIGN" PER CALIFORNIA M.U.T.C.D.	10 EA.
14	APPLY THERMOPLASTIC WHITE LIMIT LINE PER M.U.T.C.D., CA SUPPLEMENT, FIG. 3B-103	10 EA.
15	APPLY THERMOPLASTIC "STOP" PAVEMENT MARKING PER M.U.T.C.D., CA SUPPLEMENT, FIG. 3B-20(CA).	2 EA.
22	SAWCUT AND REMOVE EXISTING PAVEMENT PER DETAIL ON SHEET 2.	200 L.F.
21	CONSTRUCT DRIVEWAY PER RIVERSIDE COUNTY STANDARD NO. 207 (W=16.5' UNLESS NOTED OTHERWISE)	151 EA.
23	INSTALL IRRIGATION SLEEVES. (1) 6" PVC CLASS 200 AND (2) 4" PVC CLASS 315 PIPE UNDER PAVEMENT AND HARDSCAPE. SLEEVES SHALL EXTEND A MINIMUM OF 6 INCHES BEYOND HARDSCAPE. IN-LINE FITTINGS, INCLUDING COUPLINGS, SHALL NOT BE PERMITTED UNDER PAVEMENT/HARDSCAPE SURFACES EXCEPT WHERE THE SLEEVE LENGTH IS 20 FEET OR GREATER. THE ENDS OF SLEEVES SHALL BE CAPPED HAND-TIGHT UNTIL PIPING IS LAID. ALL SLEEVES SHALL HAVE A MINIMUM CLEARANCE OF SIX INCHES (6") FROM EACH OTHER. PARALLEL SLEEVES SHALL NOT BE INSTALLED DIRECTLY OVER ONE ANOTHER. SLEEVES SHALL BE IPS PRESSURE RATED PVC 1120, SDR 13.5 (CLASS 315) FOR 4" PIPE AND SHALL BE IPS PRESSURE RATED PVC 1120 SDR 21 (CLASS 200) FOR 6" PIPE. SLEEVES SHALL BE INSTALLED AT DEPTH NO LESS THAN 24 INCHES FROM FINISH GRADE.	590 L.F.

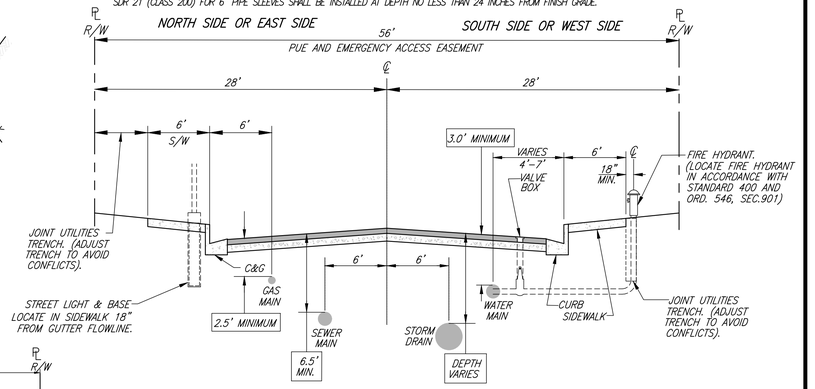

COUNTY OF RIVERSIDE
UNDERGROUND UTILITY LOCATIONS
STANDARD NO. 817
(MODIFIED TO MEET WATER SEPARATION REQUIREMENTS)

THE PRIVATE ENGINEER SIGNING THESE PLANS IS RESPONSIBLE FOR ASSURING THE ACCURACY AND ACCEPTABILITY OF THE DESIGN HEREON. IN THE EVENT OF DISCREPANCIES ARISING AFTER CITY APPROVAL OR DURING CONSTRUCTION, THE PRIVATE ENGINEER SHALL BE RESPONSIBLE FOR DETERMINING AN ACCEPTABLE SOLUTION AND REVISING THE PLANS FOR APPROVAL BY THE CITY.

NOTE:
WORK CONTAINED WITHIN THESE PLANS SHALL NOT COMMENCE UNTIL AN ENCROACHMENT PERMIT AND/OR A GRADING PERMIT HAS BEEN ISSUED.

NOTE:
ALL STREETS TO BE PRIVATE WITH THE EXCEPTION OF POTRERO BOULEVARD. POTRERO BOULEVARD IS A PUBLIC STREET.
PRIVATE STREETS ARE TO HAVE PUBLIC UTILITY AND EMERGENCY ACCESS EASEMENTS.

811 Know what's below. Call before you dig.

BASIS OF BEARINGS:
DESCRIPTION:
THE BASIS OF COORDINATES FOR THIS MAP IS THE CALIFORNIA STATE PLANE COORDINATE SYSTEM, 1983, ZONE 6, BASED LOCALLY ON CONTROL STATIONS "REST" AND "RABBIT".

BEARING: N 27°39'52" E

BENCHMARK:
BENCHMARK ESTABLISHED BY THE COUNTY OF RIVERSIDE, 2.4 MILES WESTERLY ALONG U.S. HIGHWAY 60 FROM THE POST OFFICE AT BEAUMONT, RIVERSIDE COUNTY, AT A POINT WHERE THE HIGHWAY PASSES THROUGH A CUT, 97 FEET NORTH OF CENTERLINE OF THE OPPOSITE HIGHWAY ENGINEERS STATION 267/98; 16 FEET SOUTH OF THE NORTH RIGHT-OF-WAY FENCE, 16 FEET WEST OF RIGHT-OF-WAY FENCE CORNER, AND 18 FEET EAST OF POWER POLE #826632. A STANDARD DISC, STAMPED "U 448 RESET 1955" AND SET IN THE TOP OF A CONCRETE POST PROJECTING 0.5 FEET ABOVE GROUND. STAMPED U-448-1955
ELEV: 2448.129

BY	MARK	DESCRIPTION	APPR.	DATE
ENGINEER		REVISIONS	CITY	

PREPARED BY: Stantec
735 E. CARNEGIE DR., #280
SAN BERNARDINO, CA 92405
909.335-6120 stantec.com

EDWARD D. GROVE — 08.11.21
R.C.E. 61374 — DATE

SEAL: REGISTERED PROFESSIONAL ENGINEER EDWARD DAWSON GROVE No. C61374 STATE OF CALIFORNIA

DESIGN BY: JB
DRAWN BY: TA
CHECKED BY: VAD
SCALE: AS NOTED
DATE: 07/20/21
JOB NUMBER: 2042495810

Reviewed By: Date: 8/12/2021
Recommended for Approval By: Date: 8/12/2021
Approved By: Director of Public Works Date: 08/21/21

CITY OF BEAUMONT, PUBLIC WORKS DEPARTMENT
ENGINEERING DIVISION
550E. 6th St
Beaumont, CA 92223
TEL: (951) 769-8520 FAX: (951) 769-8526

CITY OF BEAUMONT, CALIFORNIA
PRIVATE STREET IMPROVEMENT PLANS
TRACT 27971-10

CONSTRUCTION NOTES, QUANTITIES & TYPICAL SECTIONS

FOR: RSI COMMUNITIES-CALIFORNIA, LLC

SHEET 2 OF 12 SHEETS
DRAWING NAME:
FILE NO.: 3374

17-4296

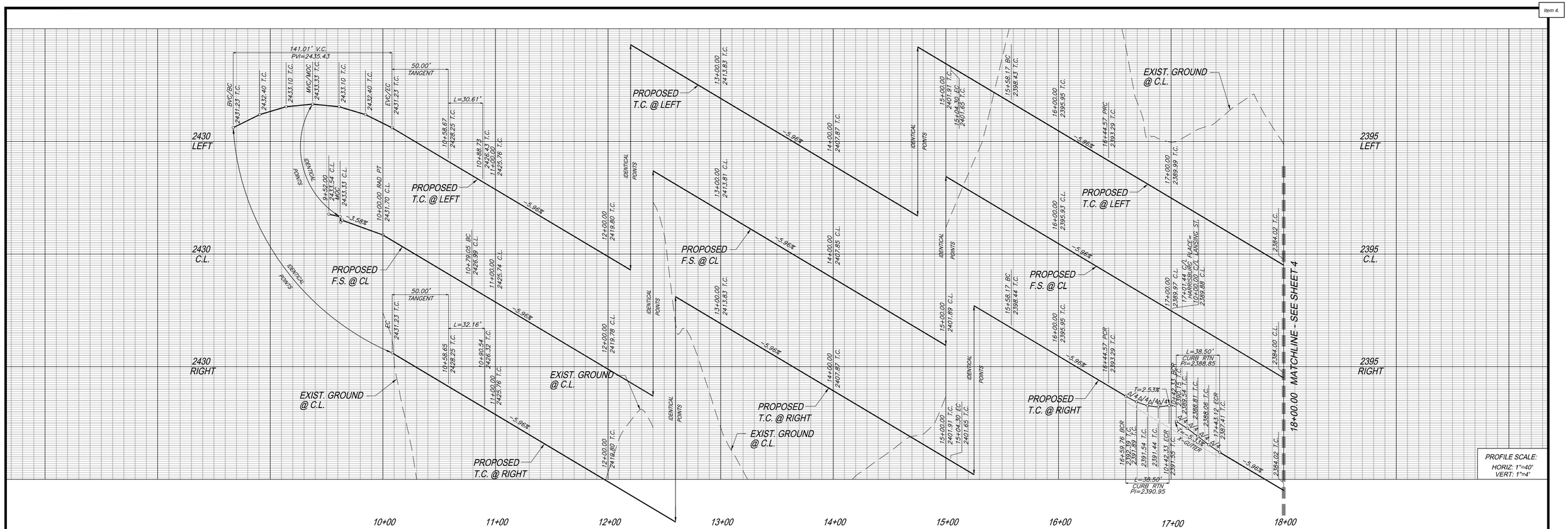

DATA TABLE				
NO	BEARING/DELTA	RADIUS	LENGTH	TANGENT
A	212°37'07"	38.00'	141.01'	--
B	N28°30'11"W	--	50.00'	--
C	N04°06'56"E	--	50.00'	--
D	15°56'28"	110.00'	30.61'	15.40'
E	16°53'13"	1428.00'	420.88'	211.98'
F	16°45'03"	110.00'	32.16'	16.20'
G	16°48'49"	1392.00'	408.49'	205.72'
H	06°35'49"	1350.00'	155.44'	77.80'
I	03°30'39"	1410.00'	86.40'	43.21'
J	17°16'49"	1410.00'	425.25'	214.25'
O	03°30'39"	1428.00'	87.50'	43.76'
Q	06°35'49"	1332.00'	153.36'	76.77'
R	00°38'42"	1368.00'	15.40'	7.70'
S	88°13'54"	25.00'	38.50'	24.24'
T	88°17'51"	25.00'	38.53'	24.27'
U	02°24'51"	1368.00'	57.64'	28.82'

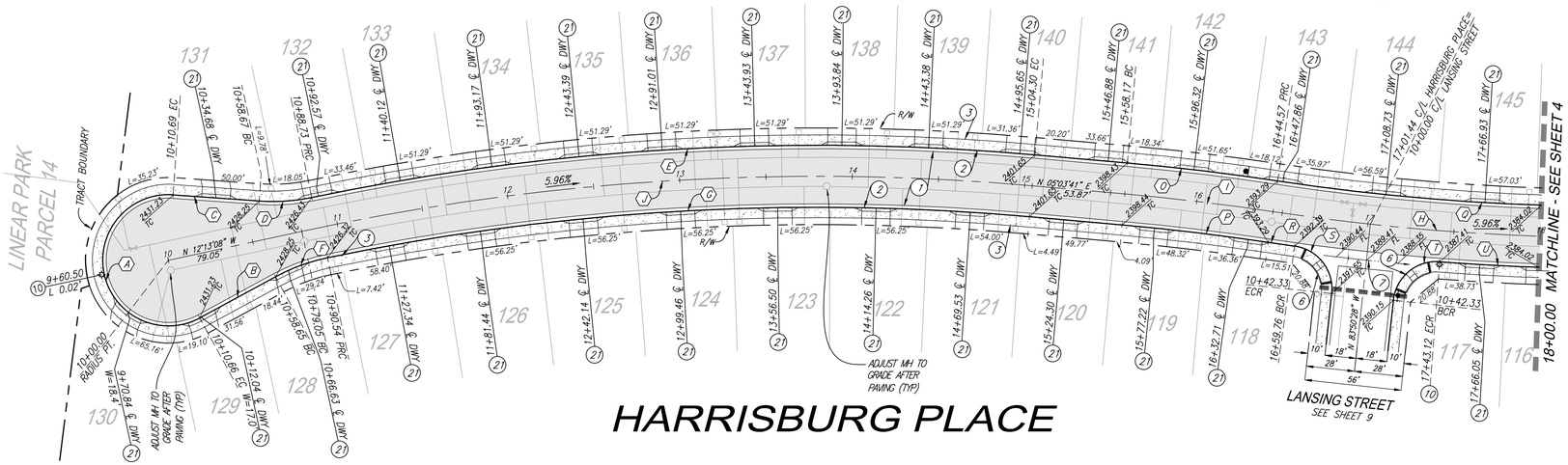

HARRISBURG PLACE

CONSTRUCTION NOTES:

1. CONSTRUCT 3" A.C. OVER 6" CLASS II A.B. PER GEOTECH RECOMMENDATIONS.
2. CONSTRUCT TYPE A-6 CURB PER COUNTY OF RIVERSIDE STANDARD NO. 200.
3. CONSTRUCT SIDEWALK PER COUNTY OF RIVERSIDE STANDARD PLAN NO. 401.
6. CONSTRUCT CURB RAMP (CASE B) PER DETAIL ON SHEET 12
7. CONSTRUCT CROSS-GUTTER PER COUNTY OF RIVERSIDE STANDARD NO. 209.
10. INSTALL STREET LIGHT. LOCATE BASE 18" BEHIND CURB FLOWLINE AS SHOWN ON PLAN. PRIVATE STREET LIGHT PLANS PER SEPARATE SUBMITTAL AND PERMIT APPROVAL.
21. CONSTRUCT DRIVEWAY PER RIVERSIDE COUNTY STANDARD NO. 207 (W=16.5' UNLESS NOTED OTHERWISE)

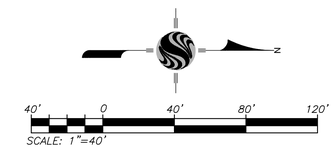

811 Know what's below. Call before you dig.

BASIS OF BEARINGS:
DESCRIPTION:
THE BASIS OF COORDINATES FOR THIS MAP IS THE CALIFORNIA STATE PLANE COORDINATE SYSTEM, 1983, ZONE 6, BASED LOCALLY ON CONTROL STATIONS "REST" AND "RABBIT".

BEARING: N 27°39'52" E

BENCHMARK:
BENCHMARK ESTABLISHED BY THE COUNTY OF RIVERSIDE, 2.4 MILES WESTERLY ALONG U.S. HIGHWAY 60 FROM THE POST OFFICE AT BEAUMONT, RIVERSIDE COUNTY, AT A POINT WHERE THE HIGHWAY PASSES THROUGH A CUT, 97 FEET NORTH OF CENTERLINE OF THE OPPOSITE HIGHWAY ENGINEERS STATION 267/98; 16 FEET SOUTH OF THE NORTH RIGHT-OF-WAY FENCE, 16 FEET WEST OF RIGHT-OF-WAY FENCE CORNER, AND 18 FEET EAST OF POWER POLE #826632. A STANDARD DISC, STAMPED "J 448 RESET 1955" AND SET IN THE TOP OF A CONCRETE POST PROJECTING 0.5 FEET ABOVE GROUND. STAMPED U-448-1955
ELEV: 2448.129

BY	MARK	DESCRIPTION	APPR.	DATE
ENGINEER		REVISIONS	CITY	

PREPARED BY:
Stantec
735 E. CARNEGIE DR., #280
SAN BERNARDINO, CA 92405
909.335-6120 stantec.com

EDWARD D. GROVE 08.11.21
R.C.E. 61374 DATE

SEAL: REGISTERED PROFESSIONAL ENGINEER EDWARD DAWSON GROVE No. C61374 STATE OF CALIFORNIA

DESIGN BY: JB
DRAWN BY: TA
CHECKED BY: VAD
SCALE: AS NOTED
DATE: 07/20/21
JOB NUMBER: 2042495810

Reviewed By: _____ Date: 8/12/2021
Recommended for Approval By: _____ Date: 8/12/2021
Approved By: _____ Date: 08/21/21
Director of Public Works

CITY OF BEAUMONT, PUBLIC WORKS DEPARTMENT
ENGINEERING DIVISION
550E. 6th St
Beaumont, CA 92223
TEL: (951) 769-8520 FAX: (951) 769-8526

CITY OF BEAUMONT, CALIFORNIA
PRIVATE STREET IMPROVEMENT PLANS
TRACT 27971-10

HARRISBURG PLACE
STA. 10+00.00 TO STA. 18+00.00

FOR: RSI COMMUNITIES-CALIFORNIA, LLC

SHEET 3 OF 12 SHEETS
DRAWING NAME:
FILE NO.: 3374

DWG: V:\2042\active\2042495810\drawing\Sheet_Files\49358105-2982ST.DWG By: tatmgren Plotted: Jul 20, 2021 - 11:23am

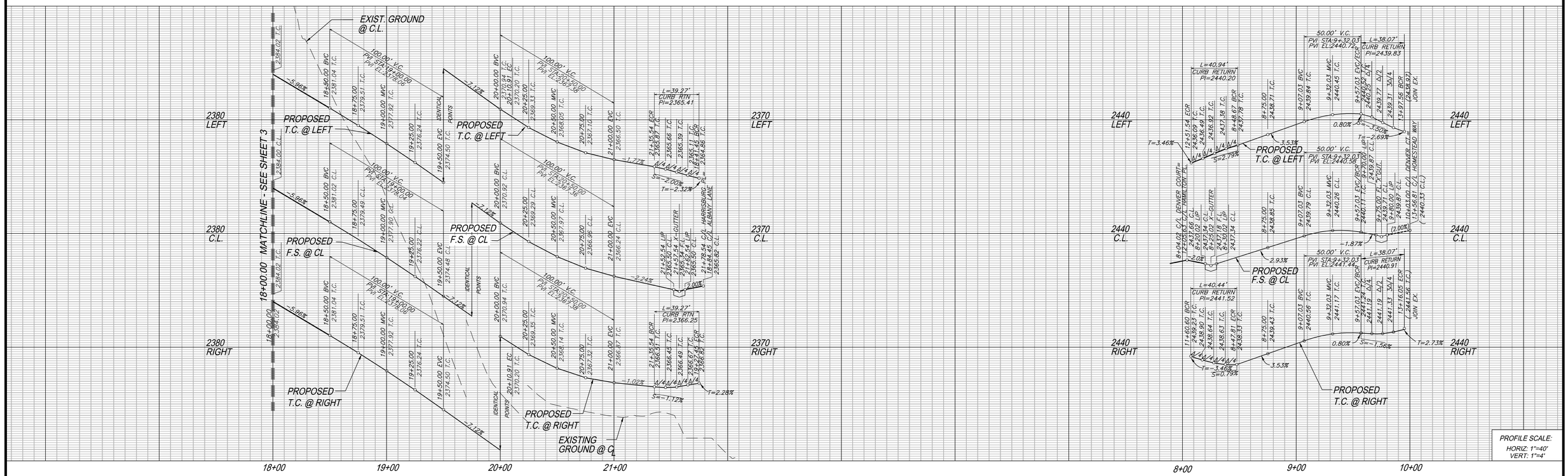

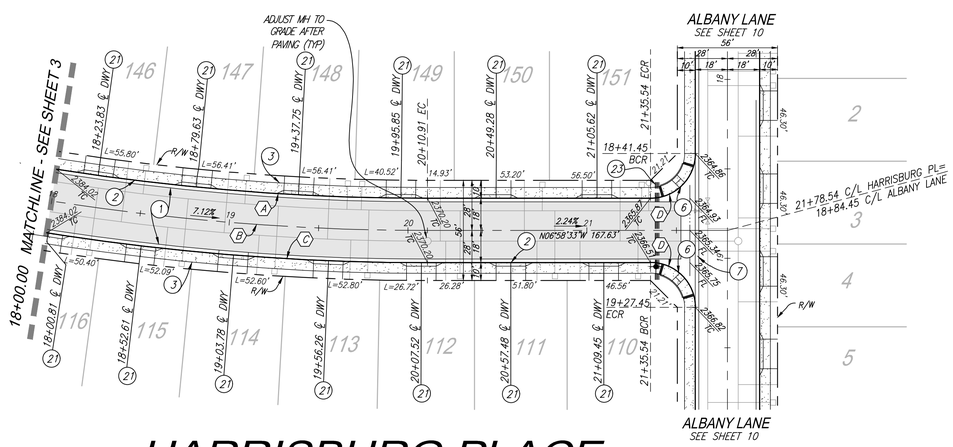

HARRISBURG PLACE

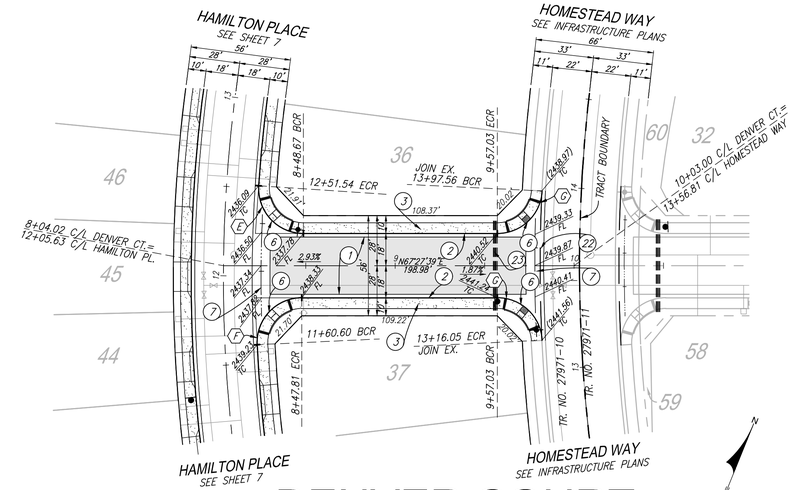

DENVER COURT

CURVE DATA				
NO.	BEARING/DELTA	RADIUS	LENGTH	TANGENT
A	08°57'04"	1332.00'	208.09'	104.26'
B	08°57'04"	1350.00'	210.91'	105.67'
C	08°57'04"	1368.00'	213.72'	107.08'
D	90°00'00"	25.00'	39.27'	25.00'
E	93°49'30"	25.00'	40.94'	26.73'
F	92°41'17"	25.00'	40.44'	26.20'
G	87°14'35"	25.00'	38.07'	23.83'

CONSTRUCTION NOTES:

1. CONSTRUCT 3" A.C. OVER 6" CLASS II A.B. PER GEOTECH RECOMMENDATIONS.
2. CONSTRUCT TYPE A-6 CURB PER COUNTY OF RIVERSIDE STANDARD NO. 200.
3. CONSTRUCT SIDEWALK PER COUNTY OF RIVERSIDE STANDARD PLAN NO. 401.
6. CONSTRUCT CURB RAMP (CASE B) PER DETAIL ON SHEET 12
7. CONSTRUCT CROSS-GUTTER PER COUNTY OF RIVERSIDE STANDARD NO. 209.
21. CONSTRUCT DRIVEWAY PER RIVERSIDE COUNTY STANDARD NO. 207 (W=16.5' UNLESS NOTED OTHERWISE)
22. SAWCUT AND REMOVE EXISTING PAVEMENT AND AC BERM PER DETAIL ON SHEET 2.
23. INSTALL IRRIGATION SLEEVES, (1) 6" PVC CLASS 200 AND (2) 4" PVC CLASS 315 PIPE UNDER PAVEMENT AND HARDSCAPE. SLEEVES SHALL EXTEND A MINIMUM OF 6 INCHES BEYOND HARDSCAPE. IN-LINE FITTINGS, INCLUDING COUPLINGS, SHALL NOT BE PERMITTED UNDER PAVEMENT/HARDSCAPE SURFACES EXCEPT WHERE THE SLEEVE LENGTH IS 20 FEET OR GREATER. THE ENDS OF SLEEVES SHALL BE CAPPED HAND-TIGHT UNTIL PIPING IS LAID. ALL SLEEVES SHALL HAVE A MINIMUM CLEARANCE OF SIX INCHES (6") FROM EACH OTHER. PARALLEL SLEEVES SHALL NOT BE INSTALLED DIRECTLY OVER ONE ANOTHER. SLEEVES SHALL BE IPS PRESSURE RATED PVC 1120 SDR 13.5 (CLASS 315) FOR 4" PIPE AND SHALL BE IPS PRESSURE RATED PVC 1120 SDR 21 (CLASS 200) FOR 6" PIPE SLEEVES SHALL BE INSTALLED AT DEPTH NO LESS THAN 24 INCHES FROM FINISH GRADE.

SCALE: 1"=40'

Know what's below. Call before you dig.

BASIS OF BEARINGS:
DESCRIPTION:
THE BASIS OF COORDINATES FOR THIS MAP IS THE CALIFORNIA STATE PLANE COORDINATE SYSTEM, 1983, ZONE 6, BASED LOCALLY ON CONTROL STATIONS "REST" AND "RABBIT".

BEARING: N 27°39'52" E

BENCHMARK:
BENCHMARK ESTABLISHED BY THE COUNTY OF RIVERSIDE, 2.4 MILES WESTERLY ALONG U.S. HIGHWAY 60 FROM THE POST OFFICE AT BEAUMONT, RIVERSIDE COUNTY, AT A POINT WHERE THE HIGHWAY PASSES THROUGH A CUT, 97 FEET NORTH OF CENTERLINE OF THE OPPOSITE HIGHWAY ENGINEERS STATION 267/98; 16 FEET SOUTH OF THE NORTH RIGHT-OF-WAY FENCE, 16 FEET WEST OF RIGHT-OF-WAY FENCE CORNER, AND 18 FEET EAST OF POWER POLE #826632. A STANDARD DISC, STAMPED "U 448 RESET 1955" AND SET IN THE TOP OF A CONCRETE POST PROJECTING 0.5 FEET ABOVE GROUND. STAMPED U-448-1955
ELEV: 2448.129

BY	MARK	DESCRIPTION	APPR.	DATE
ENGINEER		REVISIONS	CITY	

PREPARED BY:
Stantec
735 E. CARNEGIE DR., #280
SAN BERNARDINO, CA 92405
909.335-6120 stantec.com

EDWARD D. GROVE 08.11.21
R.C.E. 61374 DATE

SEAL: REGISTERED PROFESSIONAL ENGINEER EDWARD DAWSON GROVE No. C61374 STATE OF CALIFORNIA

DESIGN BY: JB
DRAWN BY: TA
CHECKED BY: VAD
SCALE: AS NOTED
DATE: 07/20/21
JOB NUMBER: 2042495810

Reviewed By: Date: 8/12/2021
Recommended for Approval By: Date: 8/12/2021
Approved By: Director of Public Works Date: 08/21/21

CITY OF BEAUMONT, PUBLIC WORKS DEPARTMENT
ENGINEERING DIVISION
550E. 6th St
Beaumont, CA 92223
TEL: (951) 769-8520 FAX: (951) 769-8526

CITY OF BEAUMONT, CALIFORNIA
PRIVATE STREET IMPROVEMENT PLANS
TRACT 27971-10
HARRISBURG PLACE
STA. 18+00.00 TO STA. 21+78.54
DENVER COURT
STA. 8+04.02 TO STA. 10+00.00

FOR: RSI COMMUNITIES-CALIFORNIA, LLC

SHEET 4 OF 12 SHEETS
DRAWING NAME:
FILE NO.: 3374

DWG: C:\Users\tatmgren\AppData\Local\Temp\AcPublish_15681\55810C-20835T.DWG
By: tatmgren
Plotted: Jul 20, 2021 - 11:23am

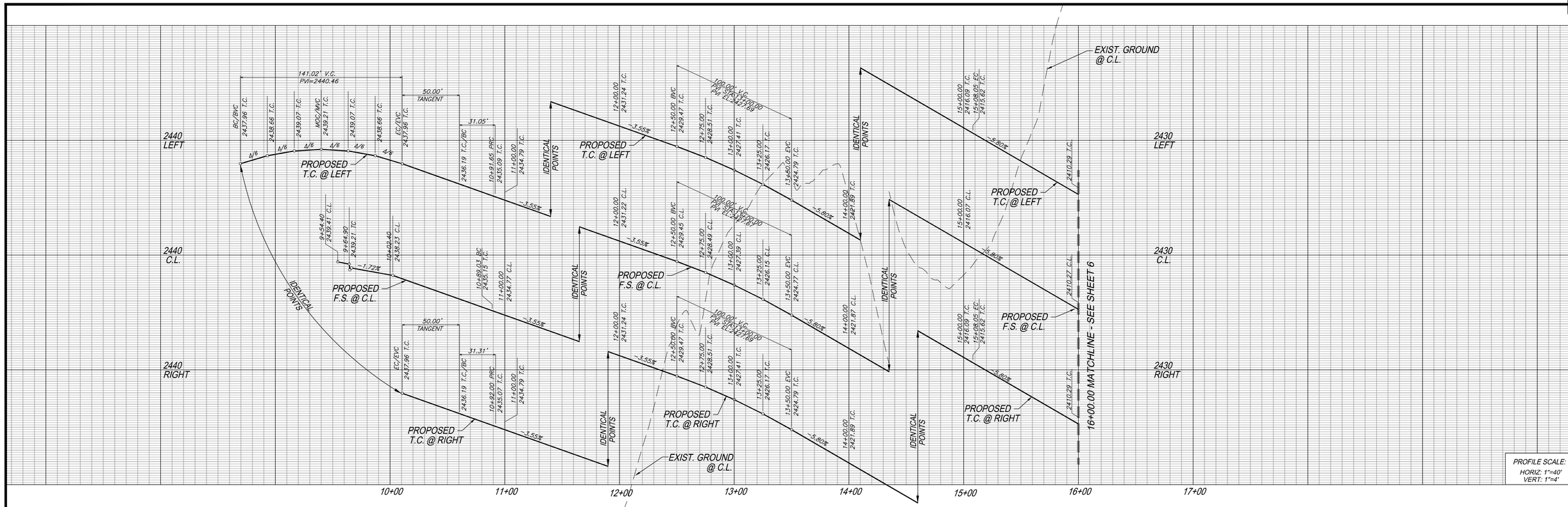

PROFILE SCALE:
HORIZ: 1"=40'
VERT: 1"=4'

CONSTRUCTION NOTES:

1. CONSTRUCT 3" A.C. OVER 6" CLASS II A.B. PER GEOTECH RECOMMENDATIONS.
2. CONSTRUCT TYPE A-6 CURB PER COUNTY OF RIVERSIDE STANDARD NO. 200.
3. CONSTRUCT SIDEWALK PER COUNTY OF RIVERSIDE STANDARD PLAN NO. 401.
10. INSTALL STREET LIGHT. LOCATE BASE 18" BEHIND CURB FLOWLINE AS SHOWN ON PLAN. PRIVATE STREET LIGHT PLANS PER SEPARATE SUBMITTAL AND PERMIT APPROVAL.
21. CONSTRUCT DRIVEWAY PER RIVERSIDE COUNTY STANDARD NO. 207 (W=16.5' UNLESS NOTED OTHERWISE)

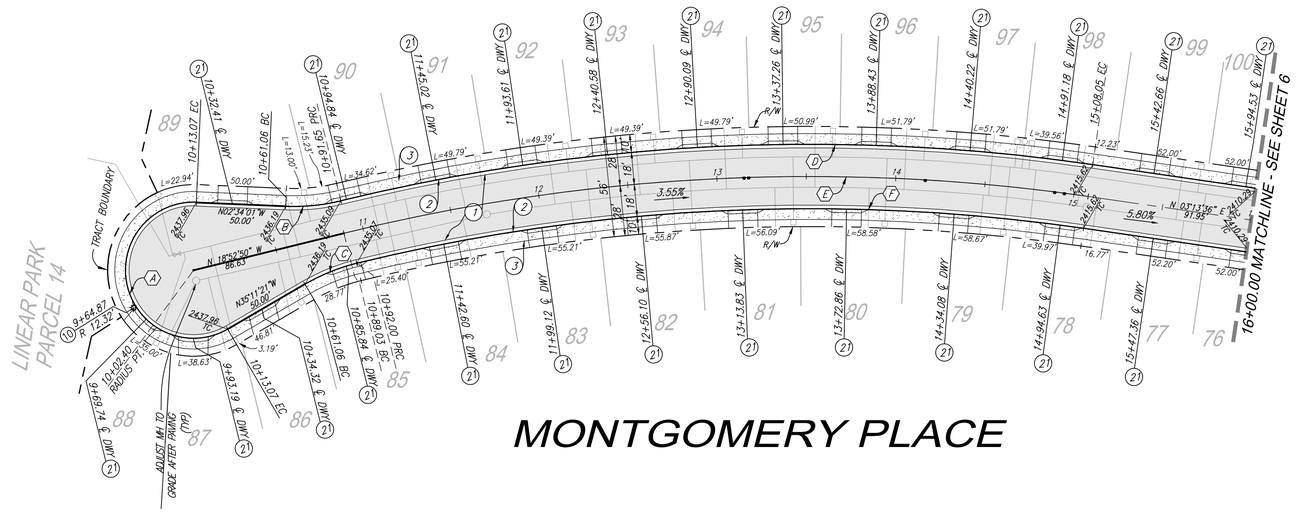

MONTGOMERY PLACE

CURVE DATA				
NO.	BEARING/DELTA	RADIUS	LENGTH	TANGENT
A	212°37'20"	38.00'	141.02'	-129.86'
B	16°10'31"	110.00'	31.05'	15.63'
C	16°18'31"	110.00'	31.31'	15.76'
D	21°58'08"	1104.00'	423.31'	214.29'
E	22°06'26"	1086.00'	419.03'	212.15'
F	21°57'02"	1068.00'	409.16'	207.12'

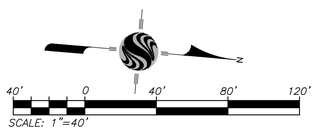

Know what's below. Call before you dig.

BASIS OF BEARINGS:
DESCRIPTION:
THE BASIS OF COORDINATES FOR THIS MAP IS THE CALIFORNIA STATE PLANE COORDINATE SYSTEM, 1983, ZONE 6, BASED LOCALLY ON CONTROL STATIONS "REST" AND "RABBIT".

BEARING: N 27°39'52" E

BENCHMARK:
BENCHMARK ESTABLISHED BY THE COUNTY OF RIVERSIDE, 2.4 MILES WESTERLY ALONG U.S. HIGHWAY 60 FROM THE POST OFFICE AT BEAUMONT, RIVERSIDE COUNTY, AT A POINT WHERE THE HIGHWAY PASSES THROUGH A CUT, 97 FEET NORTH OF CENTERLINE OF THE OPPOSITE HIGHWAY ENGINEERS STATION 267/98; 16 FEET SOUTH OF THE NORTH RIGHT-OF-WAY FENCE, 16 FEET WEST OF RIGHT-OF-WAY FENCE CORNER, AND 18 FEET EAST OF POWER POLE #826632. A STANDARD DISC, STAMPED "U 448 RESET 1955" AND SET IN THE TOP OF A CONCRETE POST PROJECTING 0.5 FEET ABOVE GROUND. STAMPED U-448-1955
ELEV: 2448.129

BY	MARK	DESCRIPTION	APPR.	DATE
ENGINEER		REVISIONS	CITY	

PREPARED BY: Stantec
735 E. CARNEGIE DR., #280
SAN BERNARDINO, CA 92405
909.335-6120 stantec.com

EDWARD D. GROVE 08.11.21
R.C.E. 61374 DATE

SEAL: REGISTERED PROFESSIONAL ENGINEER EDWARD DAWSON GROVE No. C61374 STATE OF CALIFORNIA

DESIGN BY: JB
DRAWN BY: TA
CHECKED BY: VAD
SCALE: AS NOTED
DATE: 07/20/21
JOB NUMBER: 2042495810

Reviewed By: _____ Date: 8/12/2021
Recommended for Approval By: _____ Date: 8/12/2021
Approved By: _____ Director of Public Works Date: 08/21/21

CITY OF BEAUMONT, PUBLIC WORKS DEPARTMENT
ENGINEERING DIVISION
550E. 6th St
Beaumont, CA 92223
TEL: (951) 769-8520 FAX: (951) 769-8526

CITY OF BEAUMONT, CALIFORNIA
PUBLIC STREET IMPROVEMENT PLANS
TRACT 27971-10
MONTGOMERY PLACE
STA. 10+02.40 TO STA.16+00.00

FOR: RSI COMMUNITIES-CALIFORNIA, LLC

SHEET 5 OF 12 SHEETS
DRAWING NAME:
FILE NO.: 3374

DWG: K:\2042\active\2042495810\drawing\Sheet_Files\495810-2094CT.DWG
By: fallmgren
Plotted: Jul 20, 2021 - 11:23am

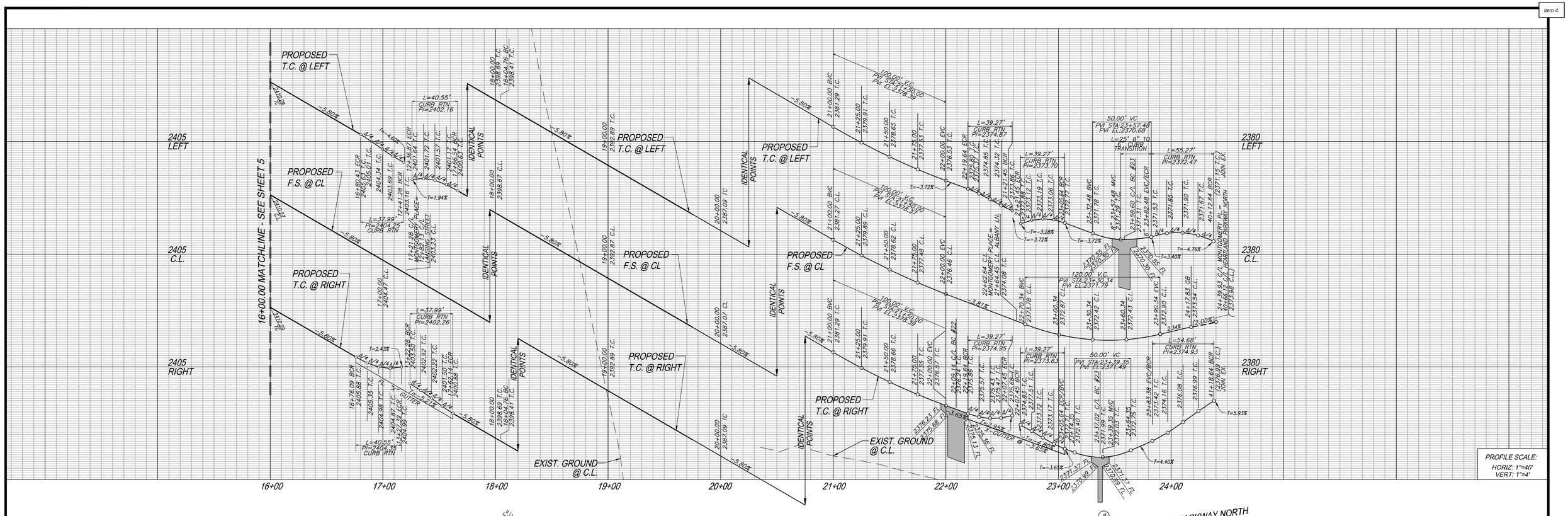

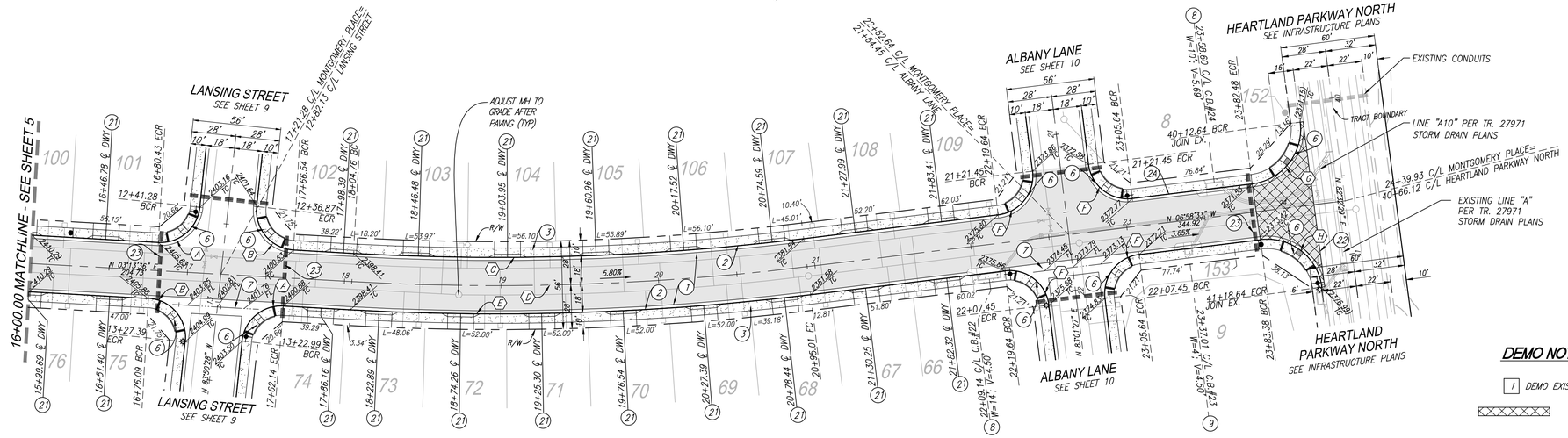

MONTGOMERY PLACE

CONSTRUCTION NOTES:

1. CONSTRUCT 3" A.C. OVER 6" CLASS II A.B. PER GEOTECH RECOMMENDATIONS.
2. CONSTRUCT TYPE A-6 CURB PER COUNTY OF RIVERSIDE STANDARD NO. 200.
24. CONSTRUCT TYPE A-8 CURB PER COUNTY OF RIVERSIDE STANDARD NO. 201.
3. CONSTRUCT SIDEWALK PER COUNTY OF RIVERSIDE STANDARD PLAN NO. 401.
6. CONSTRUCT CURB RAMP (CASE B) PER DETAIL ON SHEET 12
7. CONSTRUCT CROSS-GUTTER PER COUNTY OF RIVERSIDE STANDARD NO. 209.
8. CONSTRUCT GUTTER DEPRESSION, CASE B, PER RIVERSIDE COUNTY STANDARD NO. 311
9. CONSTRUCT GUTTER DEPRESSION, CASE C, PER RIVERSIDE COUNTY STANDARD NO. 311
21. CONSTRUCT DRIVEWAY PER RIVERSIDE COUNTY STANDARD NO. 207 (W=16.5' UNLESS NOTED OTHERWISE)
22. SAWCUT AND REMOVE EXISTING PAVEMENT PER DETAIL ON SHEET 2.
23. INSTALL IRRIGATION SLEEVES, (1) 6" PVC CLASS 200 AND (2) 4" PVC CLASS 315 PIPE UNDER PAVEMENT AND HARDSCAPE. SLEEVES SHALL EXTEND A MINIMUM OF 6 INCHES BEYOND HARDSCAPE. IN-LINE FITTINGS, INCLUDING COUPLINGS, SHALL NOT BE PERMITTED UNDER PAVEMENT/HARDSCAPE SURFACES EXCEPT WHERE THE SLEEVE LENGTH IS 20 FEET OR GREATER. THE ENDS OF SLEEVES SHALL BE CAPPED HAND-TIGHT UNTIL PIPING IS LAID. ALL SLEEVES SHALL HAVE A MINIMUM CLEARANCE OF SIX INCHES (6") FROM EACH OTHER. PARALLEL SLEEVES SHALL NOT BE INSTALLED DIRECTLY OVER ONE ANOTHER. SLEEVES SHALL BE IPS PRESSURE RATED PVC 1120 SDR 13.5 (CLASS 315) FOR 4" PIPE AND SHALL BE IPS PRESSURE RATED PVC 1120 SDR 21 (CLASS 200) FOR 6" PIPE SLEEVES SHALL BE INSTALLED AT DEPTH NO LESS THAN 24 INCHES FROM FINISH GRADE.

DEMO NOTES:

1. DEMO EXISTING CURB, GUTTER AND AND AC PAVEMENT

DEMO LIMITS

CURVE DATA				
NO.	BEARING/DELTA	RADIUS	LENGTH	TANGENT
A	87°04'04"	25.00'	37.99'	23.75'
B	92°55'56"	25.00'	40.55'	26.31'
C	10°12'09"	1612.00'	287.04'	143.90'
D	10°12'09"	1630.00'	290.25'	145.51'
E	10°12'09"	1648.00'	293.45'	147.11'
F	90°00'00"	25.00'	39.27'	25.00'
G	90°28'59"	35.00'	55.27'	35.30'
H	89°31'01"	35.00'	54.68'	34.71'

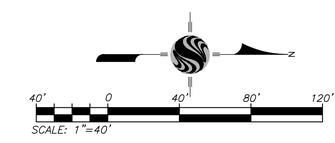

PROFILE SCALE:
HORIZ: 1"=40'
VERT: 1"=4'

Know what's below. Call before you dig.

BASIS OF BEARINGS:
DESCRIPTION:
THE BASIS OF COORDINATES FOR THIS MAP IS THE CALIFORNIA STATE PLANE COORDINATE SYSTEM, 1983, ZONE 6, BASED LOCALLY ON CONTROL STATIONS "REST" AND "RABBIT".

BEARING: N 27°39'52" E

BENCHMARK:
BENCHMARK ESTABLISHED BY THE COUNTY OF RIVERSIDE, 2.4 MILES WESTERLY ALONG U.S. HIGHWAY 60 FROM THE POST OFFICE AT BEAUMONT, RIVERSIDE COUNTY, AT A POINT WHERE THE HIGHWAY PASSES THROUGH A CUT, 97 FEET NORTH OF CENTERLINE OF THE OPPOSITE HIGHWAY ENGINEERS STATION 267/98; 16 FEET SOUTH OF THE NORTH RIGHT-OF-WAY FENCE, 16 FEET WEST OF RIGHT-OF-WAY FENCE CORNER, AND 18 FEET EAST OF POWER POLE #826632. A STANDARD DISC, STAMPED "U 448 RESET 1955" AND SET IN THE TOP OF A CONCRETE POST PROJECTING 0.5 FEET ABOVE GROUND. STAMPED U-448-1955
ELEV: 2448.129

BY	MARK	DESCRIPTION	APPR.	DATE
ENGINEER		REVISIONS	CITY	

PREPARED BY:
Stantec
735 E. CARNEGIE DR., #280
SAN BERNARDINO, CA 92405
909.335-6120 stantec.com
EDWARD D. GROVE 08.11.21
R.C.E. 61374 DATE

SEAL: REGISTERED PROFESSIONAL ENGINEER EDWARD DAWSON GROVE No. C61374 STATE OF CALIFORNIA

DESIGN BY: JB
DRAWN BY: TA
CHECKED BY: VAD
SCALE: AS NOTED
DATE: 07/20/21
JOB NUMBER: 2042495810

Reviewed By: Date: 8/12/2021
Recommended for Approval By: Date: 8/12/2021
Approved By: Director of Public Works Date: 08/21/21

CITY OF BEAUMONT, PUBLIC WORKS DEPARTMENT
ENGINEERING DIVISION
550E 6th St
Beaumont, CA 92223
TEL: (951) 769-8520 FAX: (951) 769-8526

CITY OF BEAUMONT, CALIFORNIA
PRIVATE STREET IMPROVEMENT PLANS
TRACT 27971-10
MONTGOMERY PLACE
STA. 16+00.00 TO STA. 24+39.93

FOR: RSI COMMUNITIES-CALIFORNIA, LLC

SHEET 6 OF 12 SHEETS
DRAWING NAME:
FILE NO.: 3374

Plotted: Jul 20, 2021 - 11:24am By: talmgren DWG: V:\2042\active\2042495810\drawing\Sheet_Files\495810-20SST.DWG

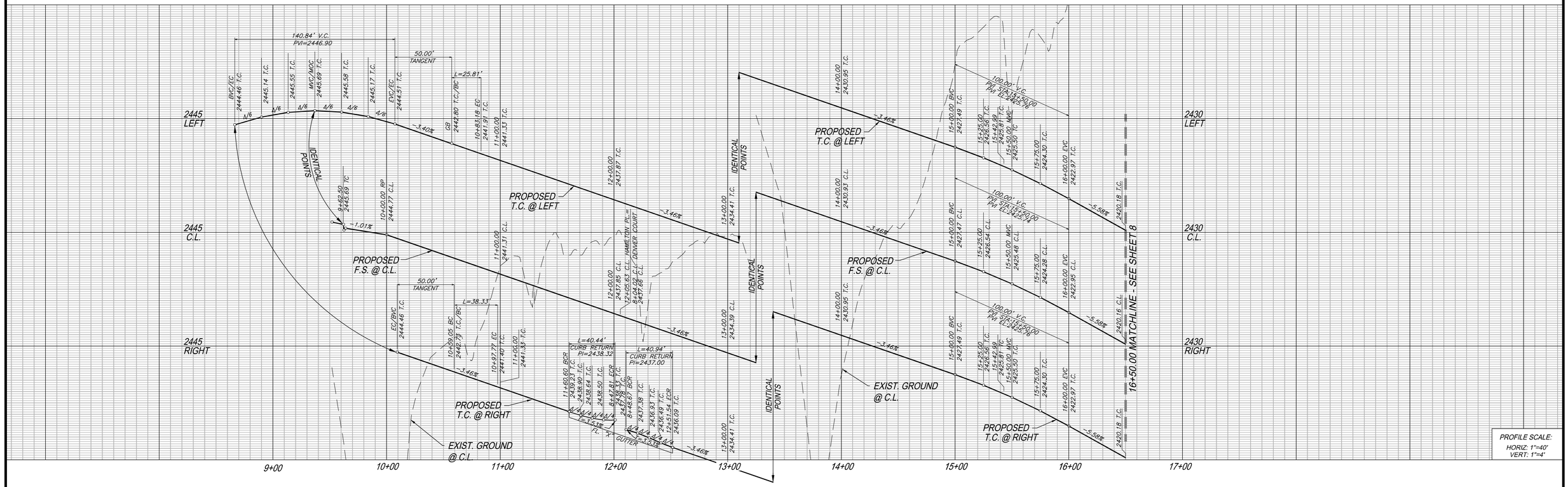

PROFILE SCALE:
HORIZ: 1"=40'
VERT: 1"=4'

CONSTRUCTION NOTES:

1. CONSTRUCT 3" A.C. OVER 6" CLASS II A.B. PER GEOTECH RECOMMENDATIONS.
2. CONSTRUCT TYPE A-6 CURB PER COUNTY OF RIVERSIDE STANDARD NO. 200
3. CONSTRUCT SIDEWALK PER COUNTY OF RIVERSIDE STANDARD PLAN NO. 401
6. CONSTRUCT CURB RAMP (CASE B) PER DETAIL ON SHEET 12
10. INSTALL STREET LIGHT. LOCATE BASE 18" BEHIND CURB FLOWLINE AS SHOWN ON PLAN. PRIVATE STREET LIGHT PLANS PER SEPARATE SUBMITTAL AND PERMIT APPROVAL.
21. CONSTRUCT DRIVEWAY PER RIVERSIDE COUNTY STANDARD NO. 207 (W=16.5' UNLESS NOTED OTHERWISE)

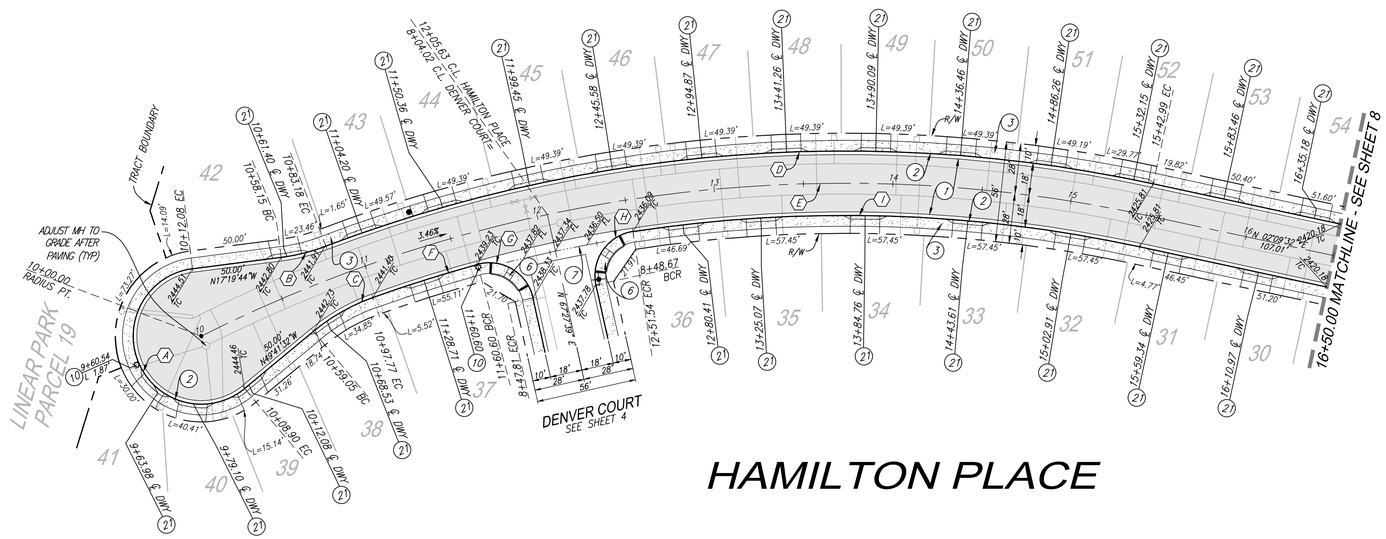

HAMILTON PLACE

CURVE DATA				
NO.	BEARING/DELTA	RADIUS	LENGTH	TANGENT
A	212°21'49"	38.00'	140.84'	-130.95'
B	13°26'35"	110.00'	25.81'	12.96'
C	19°57'55"	110.00'	38.33'	19.36'
D	32°55'52"	818.00'	470.15'	241.77'
E	38°53'19"	800.00'	542.99'	282.42'
F	04°30'00"	782.00'	61.42'	30.73'
G	92°41'17"	25.00'	40.44'	26.20'
H	93°49'30"	25.00'	40.94'	26.73'
I	20°52'24"	782.00'	284.89'	144.04'

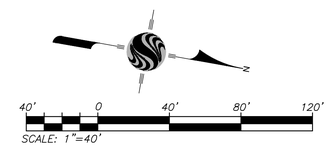

Know what's below. Call before you dig.

BASIS OF BEARINGS:
DESCRIPTION:
THE BASIS OF COORDINATES FOR THIS MAP IS THE CALIFORNIA STATE PLANE COORDINATE SYSTEM, 1983, ZONE 6, BASED LOCALLY ON CONTROL STATIONS "REST" AND "RABBIT".

BEARING: N 27°39'52" E

BENCHMARK:
BENCHMARK ESTABLISHED BY THE COUNTY OF RIVERSIDE, 2.4 MILES WESTERLY ALONG U.S. HIGHWAY 60 FROM THE POST OFFICE AT BEAUMONT, RIVERSIDE COUNTY, AT A POINT WHERE THE HIGHWAY PASSES THROUGH A CUT, 97 FEET NORTH OF CENTERLINE OF THE OPPOSITE HIGHWAY ENGINEERS STATION 267/98; 16 FEET SOUTH OF THE NORTH RIGHT-OF-WAY FENCE, 16 FEET WEST OF RIGHT-OF-WAY FENCE CORNER, AND 18 FEET EAST OF POWER POLE #826632. A STANDARD DISC, STAMPED "U 448 RESET 1955" AND SET IN THE TOP OF A CONCRETE POST PROJECTING 0.5 FEET ABOVE GROUND. STAMPED U-448-1955
ELEV: 2448.129

BY	MARK	DESCRIPTION	APPR.	DATE
ENGINEER		REVISIONS	CITY	

PREPARED BY: Stantec
735 E. CARNEGIE DR., #280
SAN BERNARDINO, CA 92405
909.335-6120 stantec.com

EDWARD D. GROVE 08.11.21
R.C.E. 61374 DATE

SEAL: REGISTERED PROFESSIONAL ENGINEER EDWARD DAWSON GROVE No. C61374 STATE OF CALIFORNIA

DESIGN BY: JB
DRAWN BY: TA
CHECKED BY: VAD
SCALE: AS NOTED
DATE: 07/20/21
JOB NUMBER: 2042495810

Reviewed By: _____ Date: 8/12/2021
Recommended for Approval By: _____ Date: 8/12/2021
Approved By: _____ Director of Public Works Date: 08/21/21

CITY OF BEAUMONT, PUBLIC WORKS DEPARTMENT
ENGINEERING DIVISION
550E 6th St
Beaumont, CA 92223
TEL: (951) 769-8520 FAX: (951) 769-8526

CITY OF BEAUMONT, CALIFORNIA
PRIVATE STREET IMPROVEMENT PLANS
TRACT 27971-10
HAMILTON PLACE
STA. 10+00.00 TO STA. 16+50.00

FOR: RSI COMMUNITIES-CALIFORNIA, LLC

SHEET 7 OF 12 SHEETS
DRAWING NAME:
FILE NO.: 3374

Plotted: Jul 20, 2021 - 11:24am By: falmgren DWG: V:\2042\active\2042495810\drawing\Sheet_Files\4295810-2089ST.DWG

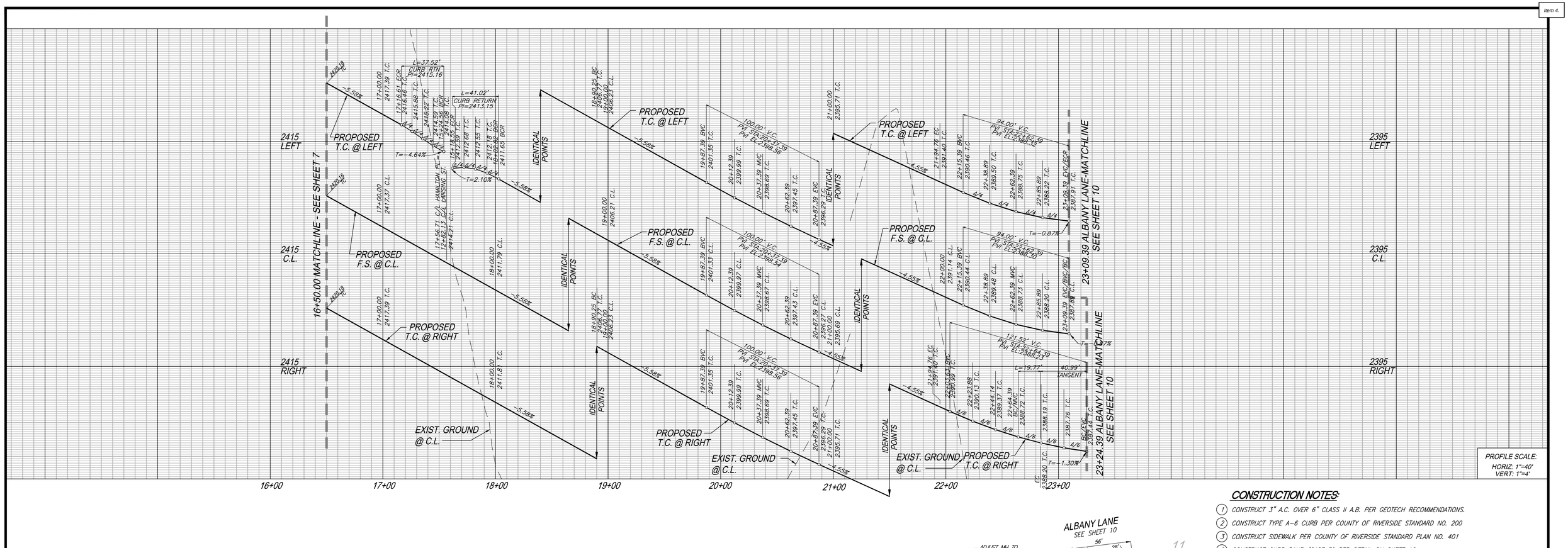

PROFILE SCALE:
HORIZ: 1"=40'
VERT: 1"=4'

CONSTRUCTION NOTES:

1. CONSTRUCT 3" A.C. OVER 6" CLASS II A.B. PER GEOTECH RECOMMENDATIONS.
2. CONSTRUCT TYPE A-6 CURB PER COUNTY OF RIVERSIDE STANDARD NO. 200
3. CONSTRUCT SIDEWALK PER COUNTY OF RIVERSIDE STANDARD PLAN NO. 401
6. CONSTRUCT CURB RAMP (CASE B) PER DETAIL ON SHEET 12
10. INSTALL STREET LIGHT. LOCATE BASE 18" BEHIND CURB FLOWLINE AS SHOWN ON PLAN. PRIVATE STREET LIGHT PLANS PER SEPARATE SUBMITTAL AND PERMIT APPROVAL.
21. CONSTRUCT DRIVEWAY PER RIVERSIDE COUNTY STANDARD NO. 207 (W=16.5' UNLESS NOTED OTHERWISE)

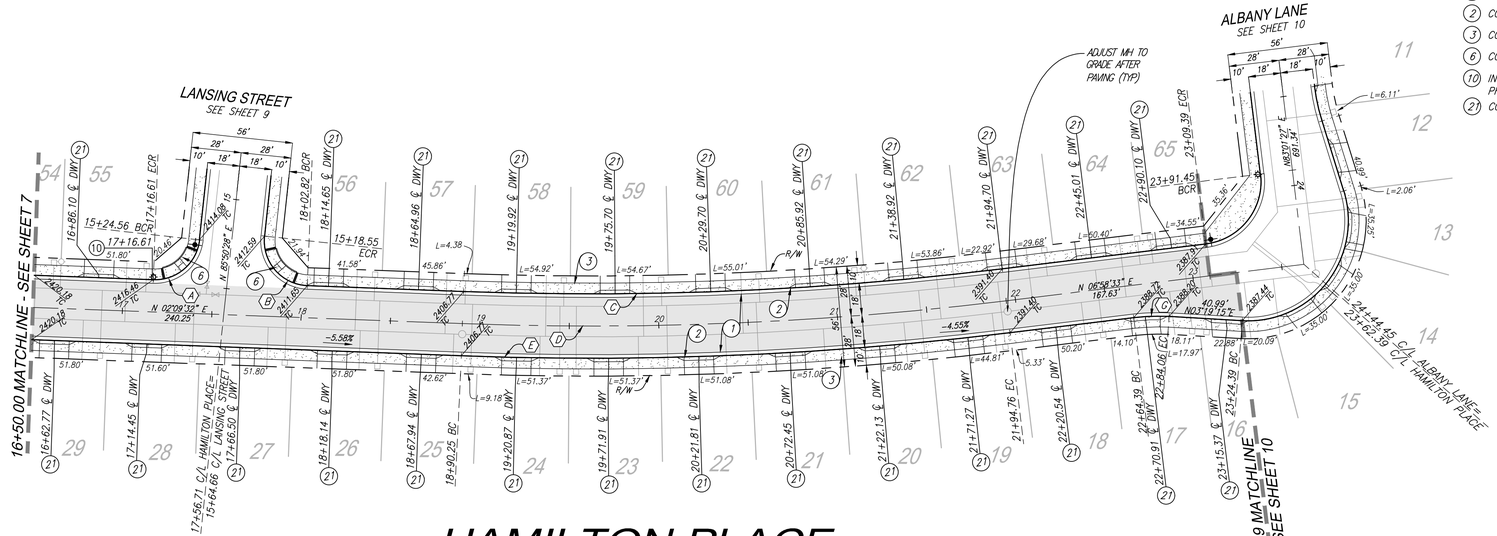

CURVE DATA				
NO.	BEARING/DELTA	RADIUS	LENGTH	TANGENT
A	86°00'00"	25.00'	37.52'	23.31'
B	94°00'00"	25.00'	41.02'	26.81'
C	09°08'05"	1892.00'	301.64'	151.14'
D	09°08'05"	1910.00'	304.51'	152.58'
E	09°08'05"	1928.00'	307.38'	154.02'
G	10°17'48"	110.00'	19.77'	9.91'

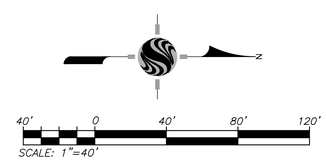

Know what's below. Call before you dig.

BASIS OF BEARINGS:
DESCRIPTION:
THE BASIS OF COORDINATES FOR THIS MAP IS THE CALIFORNIA STATE PLANE COORDINATE SYSTEM, 1983, ZONE 6, BASED LOCALLY ON CONTROL STATIONS "REST" AND "RABBIT".

BEARING: N 27°39'52" E

BENCHMARK:
BENCHMARK ESTABLISHED BY THE COUNTY OF RIVERSIDE, 2.4 MILES WESTERLY ALONG U.S. HIGHWAY 60 FROM THE POST OFFICE AT BEAUMONT, RIVERSIDE COUNTY, AT A POINT WHERE THE HIGHWAY PASSES THROUGH A CUT, 97 FEET NORTH OF CENTERLINE OF THE OPPOSITE HIGHWAY ENGINEERS STATION 267/98; 16 FEET SOUTH OF THE NORTH RIGHT-OF-WAY FENCE, 16 FEET WEST OF RIGHT-OF-WAY FENCE CORNER, AND 18 FEET EAST OF POWER POLE #826632. A STANDARD DISC, STAMPED "U 448 RESET 1955" AND SET IN THE TOP OF A CONCRETE POST PROJECTING 0.5 FEET ABOVE GROUND. STAMPED U-448-1955
ELEV: 2448.129

BY	MARK	DESCRIPTION	APPR.	DATE
ENGINEER		REVISIONS	CITY	

PREPARED BY: Stantec
735 E. CARNEGIE DR., #280
SAN BERNARDINO, CA 92405
909.335-6120 stantec.com

EDWARD D. GROVE 08.11.21
R.C.E. 61374 DATE

SEAL: REGISTERED PROFESSIONAL ENGINEER EDWARD DAWSON GROVE No. C61374 STATE OF CALIFORNIA

DESIGN BY: JB
DRAWN BY: TA
CHECKED BY: VAD
SCALE: AS NOTED
DATE: 07/20/21
JOB NUMBER: 2042495810

Reviewed By: _____ Date: 8/12/2021
Recommended for Approval By: _____ Date: 8/12/2021
Approved By: _____ Director of Public Works Date: 08/21/21

CITY OF BEAUMONT, PUBLIC WORKS DEPARTMENT
ENGINEERING DIVISION
550E. 6th St
Beaumont, CA 92223
TEL: (951) 769-8520 FAX: (951) 769-8526

CITY OF BEAUMONT, CALIFORNIA
PRIVATE STREET IMPROVEMENT PLANS
TRACT 27971-10
HAMILTON PLACE
STA.16+50.00 TO STA. 23+62.39

FOR: RSI COMMUNITIES-CALIFORNIA, LLC

SHEET 8 OF 12 SHEETS
DRAWING NAME:
FILE NO.: 3374

DWG: V:\2042\active\2042495810\drawing\Sheet_Files\4296810C-20875T.DWG By: tomgren Plotted: Jul 20, 2021 - 11:24am

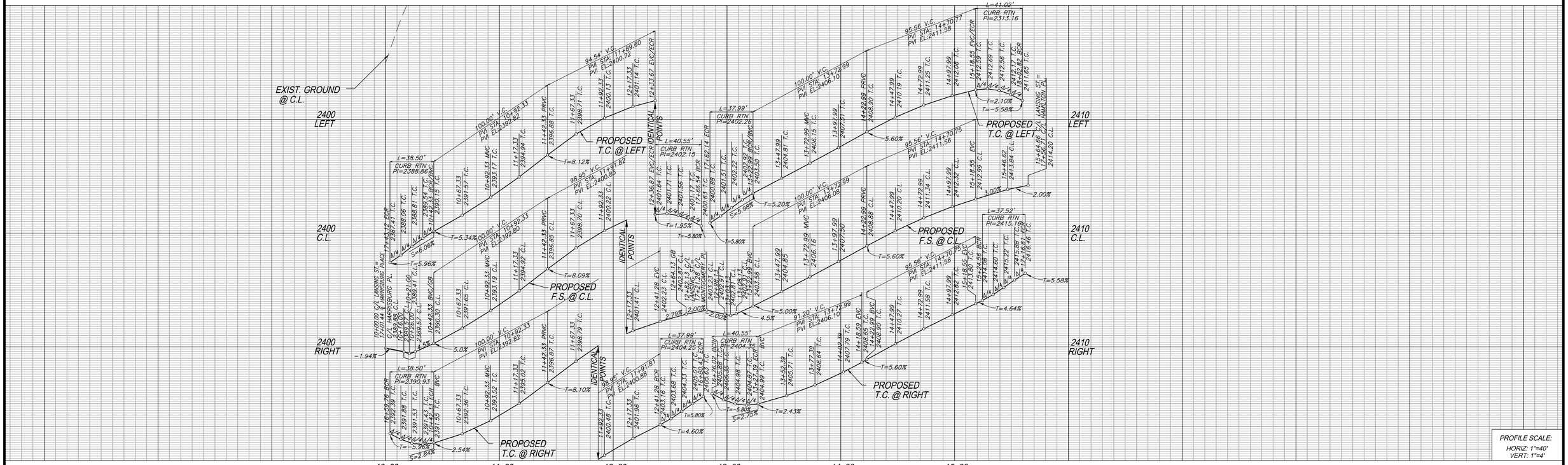

PROFILE SCALE:
HORIZ: 1"=40'
VERT: 1"=4'

CONSTRUCTION NOTES:

1. CONSTRUCT 3" A.C. OVER 6" CLASS II A.B. PER GEOTECH RECOMMENDATIONS.
2. CONSTRUCT TYPE A-6 CURB PER COUNTY OF RIVERSIDE STANDARD NO. 200.
3. CONSTRUCT SIDEWALK PER COUNTY OF RIVERSIDE STANDARD PLAN NO. 401.
6. CONSTRUCT CURB RAMP (CASE B) PER DETAIL ON SHEET 12
7. CONSTRUCT CROSS-GUTTER PER COUNTY OF RIVERSIDE STANDARD NO. 209.
10. INSTALL STREET LIGHT. LOCATE BASE 18" BEHIND CURB FLOWLINE AS SHOWN ON PLAN. PRIVATE STREET LIGHT PLANS PER SEPARATE SUBMITTAL AND PERMIT APPROVAL.
23. INSTALL IRRIGATION SLEEVES, (1) 6" PVC CLASS 200 AND (2) 4" PVC CLASS 315 PIPE UNDER PAVEMENT AND HARDSCAPE. SLEEVES SHALL EXTEND A MINIMUM OF 6 INCHES BEYOND HARDSCAPE. IN-LINE FITTINGS, INCLUDING COUPLINGS, SHALL NOT BE PERMITTED UNDER PAVEMENT/HARDSCAPE SURFACES EXCEPT WHERE THE SLEEVE LENGTH IS 20 FEET OR GREATER. THE ENDS OF SLEEVES SHALL BE CAPPED HAND-TIGHT UNTIL PIPING IS LAID. ALL SLEEVES SHALL HAVE A MINIMUM CLEARANCE OF SIX INCHES (6") FROM EACH OTHER. PARALLEL SLEEVES SHALL NOT BE INSTALLED DIRECTLY OVER ONE ANOTHER. SLEEVES SHALL BE IPS PRESSURE RATED PVC 1120 SDR 13.5 (CLASS 315) FOR 4" PIPE AND SHALL BE IPS PRESSURE RATED PVC 1120 SDR 21 (CLASS 200) FOR 6" PIPE. SLEEVES SHALL BE INSTALLED AT DEPTH NO LESS THAN 24 INCHES FROM FINISH GRADE.

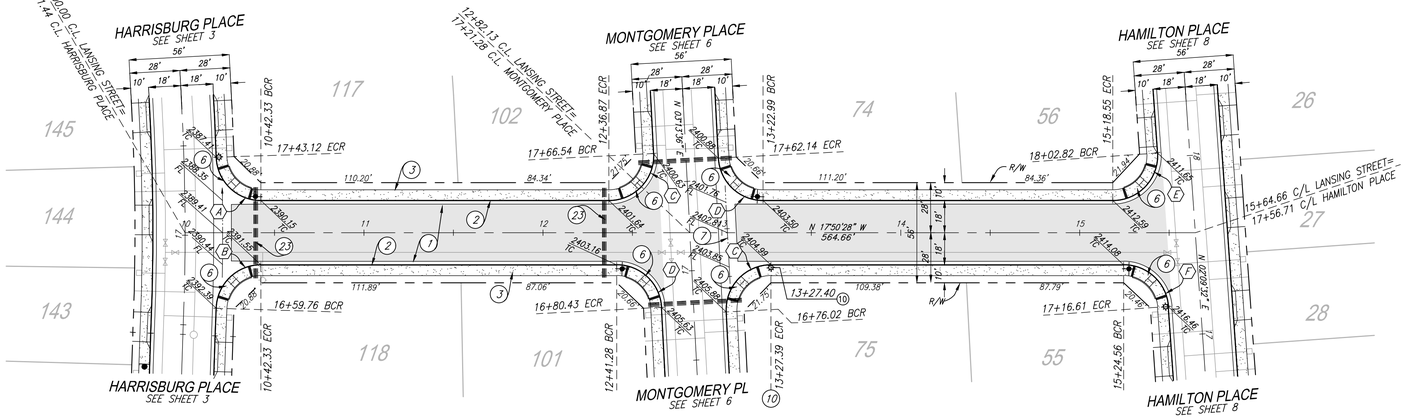

LANSING STREET

CURVE DATA				
NO.	BEARING/DELTA	RADIUS	LENGTH	TANGENT
A	88°13'50"	25.00'	38.50'	24.24'
B	88°13'54"	25.00'	38.50'	24.24'
C	92°55'56"	25.00'	40.55'	26.31'
D	87°04'04"	25.00'	37.99'	23.75'
E	94°00'00"	25.00'	41.02'	26.81'
F	86°00'00"	25.00'	37.52'	23.31'

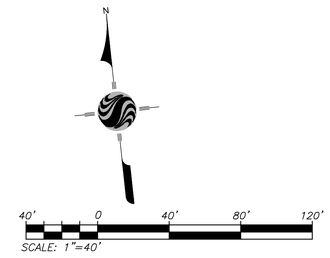

811 Know what's below. Call before you dig.

BASIS OF BEARINGS:
DESCRIPTION:
THE BASIS OF COORDINATES FOR THIS MAP IS THE CALIFORNIA STATE PLANE COORDINATE SYSTEM, 1983, ZONE 6, BASED LOCALLY ON CONTROL STATIONS "REST" AND "RABBIT".

BEARING: N 27°39'52" E

BENCHMARK:
BENCHMARK ESTABLISHED BY THE COUNTY OF RIVERSIDE, 2.4 MILES WESTERLY ALONG U.S. HIGHWAY 60 FROM THE POST OFFICE AT BEAUMONT, RIVERSIDE COUNTY, AT A POINT WHERE THE HIGHWAY PASSES THROUGH A CUT, 97 FEET NORTH OF CENTERLINE OF THE OPPOSITE HIGHWAY ENGINEERS STATION 267/98; 16 FEET SOUTH OF THE NORTH RIGHT-OF-WAY FENCE, 16 FEET WEST OF RIGHT-OF-WAY FENCE CORNER, AND 18 FEET EAST OF POWER POLE #826632. A STANDARD DISC, STAMPED "U 448 RESET 1955" AND SET IN THE TOP OF A CONCRETE POST PROJECTING 0.5 FEET ABOVE GROUND. STAMPED U-448-1955
ELEV: 2448.129

BY	MARK	DESCRIPTION	APPR.	DATE
ENGINEER		REVISIONS	CITY	

PREPARED BY: Stantec
735 E. CARNEGIE DR., #280
SAN BERNARDINO, CA 92405
909.335-6120 stantec.com
EDWARD D. GROVE
R.C.E. 61374
08.11.21
DATE

SEAL: REGISTERED PROFESSIONAL ENGINEER EDWARD DAWSON GROVE No. C61374 STATE OF CALIFORNIA

DESIGN BY: JB
DRAWN BY: TA
CHECKED BY: VAD
SCALE: AS NOTED
DATE: 07/20/21
JOB NUMBER: 2042495810

Reviewed By: _____ Date: 8/12/2021
Recommended for Approval By: _____ Date: 8/12/2021
Approved By: _____ Date: 08/21/21
Director of Public Works

CITY OF BEAUMONT, PUBLIC WORKS DEPARTMENT
ENGINEERING DIVISION
550E. 6th St
Beaumont, CA 92223
TEL: (951) 769-8520 FAX: (951) 769-8526

CITY OF BEAUMONT, CALIFORNIA
PRIVATE STREET IMPROVEMENT PLANS
TRACT 27971-10
LANSING STREET
STA. 10+00.00 TO STA. 15+64.66

FOR: RSI COMMUNITIES-CALIFORNIA, LLC

SHEET 9 OF 12 SHEETS
DRAWING NAME:
FILE NO.: 3374

Plotted: Jul 20, 2021 - 11:25am By: bmgren DWG: V:\2042\active\2042495810\drawing\Sheet_Files\4296110C-2088ST.DWG

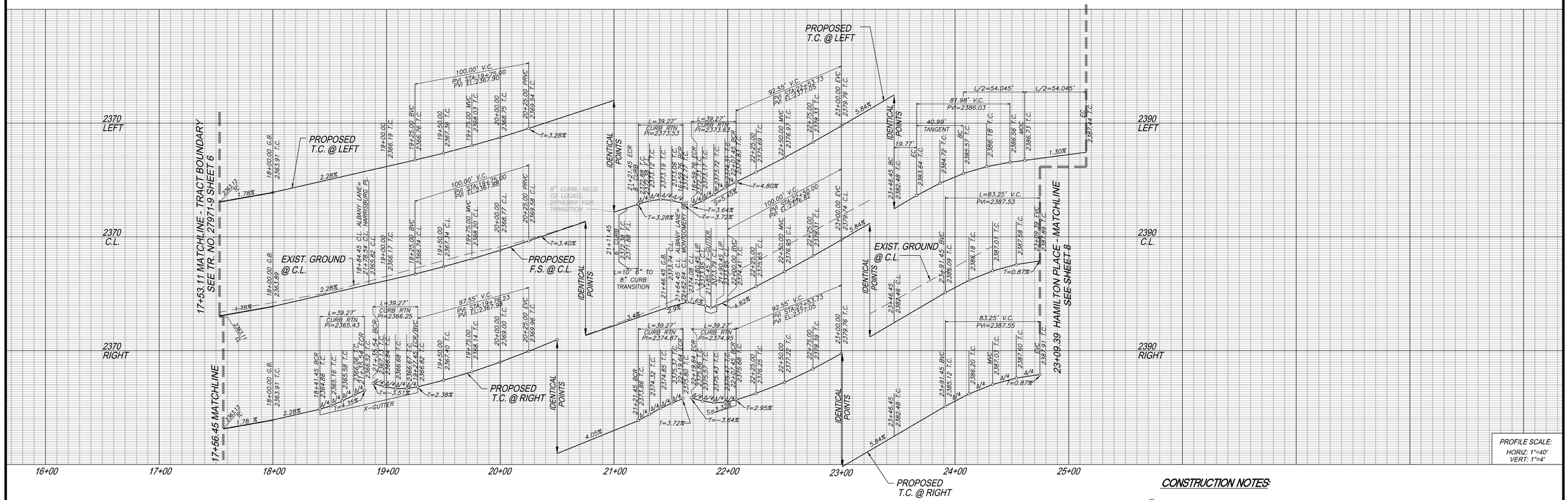

PROFILE SCALE:
HORIZ: 1"=40'
VERT: 1"=4'

CONSTRUCTION NOTES:

1. CONSTRUCT 3" A.C. OVER 6" CLASS II A.B. PER GEOTECH RECOMMENDATIONS.
2. CONSTRUCT TYPE A-6 CURB PER COUNTY OF RIVERSIDE STANDARD NO. 200.
3. CONSTRUCT SIDEWALK PER COUNTY OF RIVERSIDE STANDARD PLAN NO. 401.
8. CONSTRUCT GUTTER DEPRESSION, CASE B, PER RIVERSIDE COUNTY STANDARD NO. 311
10. INSTALL STREET LIGHT. LOCATE BASE 18" BEHIND CURB FLOWLINE AS SHOWN ON PLAN. PRIVATE STREET LIGHT PLANS PER SEPARATE SUBMITTAL AND PERMIT APPROVAL.
21. CONSTRUCT DRIVEWAY PER RIVERSIDE COUNTY STANDARD NO. 207 (W=16.5' UNLESS NOTED OTHERWISE)
23. INSTALL IRRIGATION SLEEVES, (1) 6" PVC CLASS 200 AND (2) 4" PVC CLASS 315 PIPE UNDER PAVEMENT AND HARDSCAPE. SLEEVES SHALL EXTEND A MINIMUM OF 6 INCHES BEYOND HARDSCAPE. IN-LINE FITTINGS, INCLUDING COUPLINGS, SHALL NOT BE PERMITTED UNDER PAVEMENT/HARDSCAPE SURFACES EXCEPT WHERE THE SLEEVE LENGTH IS 20 FEET OR GREATER. THE ENDS OF SLEEVES SHALL BE CAPPED HAND-TIGHT UNTIL PIPING IS LAID. ALL SLEEVES SHALL HAVE A MINIMUM CLEARANCE OF SIX INCHES (6") FROM EACH OTHER. PARALLEL SLEEVES SHALL NOT BE INSTALLED DIRECTLY OVER ONE ANOTHER. SLEEVES SHALL BE IPS PRESSURE RATED PVC 1120 SDR 13.5 (CLASS 315) FOR 4" PIPE AND SHALL BE IPS PRESSURE RATED PVC 1120 SDR 21 (CLASS 200) FOR 6" PIPE SLEEVES SHALL BE INSTALLED AT DEPTH NO LESS THAN 24 INCHES FROM FINISH GRADE.

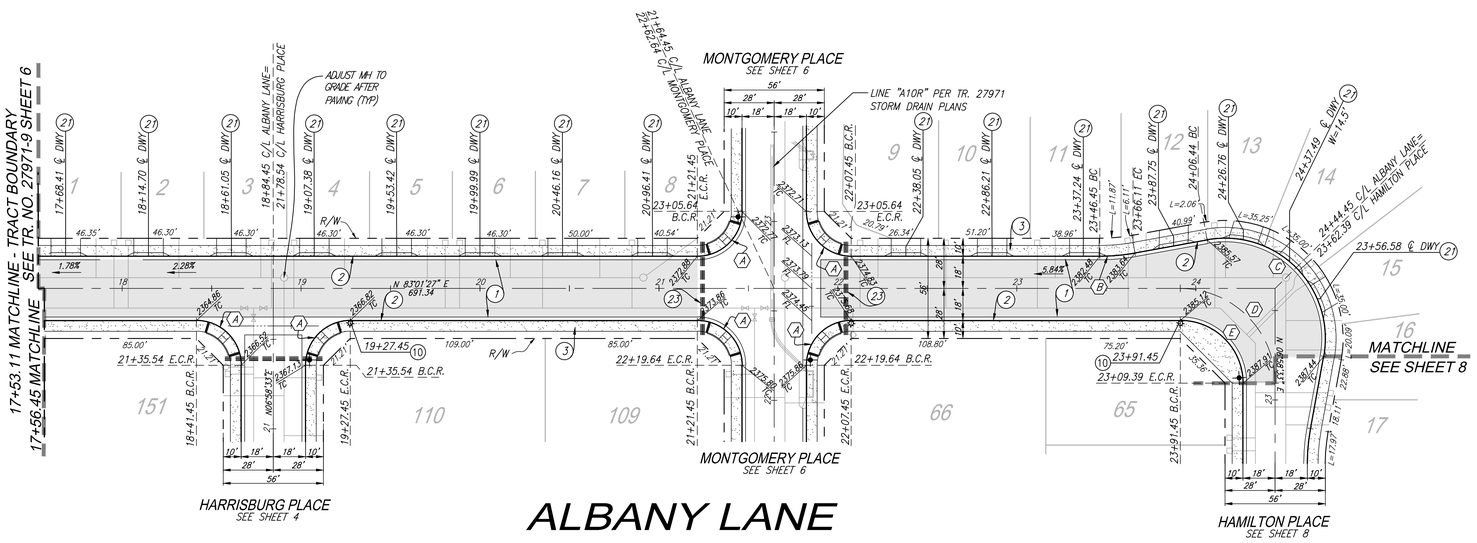

CURVE DATA				
NO.	BEARING/DELTA	RADIUS	LENGTH	TANGENT
A	90°00'00"	25.00'	39.27'	25.00'
B	10°17'48"	110.00'	19.77'	9.91'
C	110°35'35"	56.00'	108.09'	80.86'
D	90°00'00"	53.00'	83.25'	53.00'
E	90°00'00"	35.00'	54.98'	35.00'

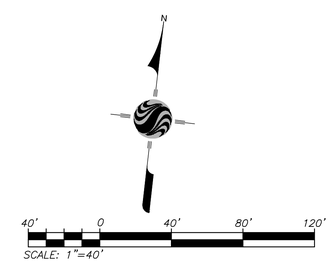

Know what's below. Call before you dig. 811

BASIS OF BEARINGS:
DESCRIPTION:
THE BASIS OF COORDINATES FOR THIS MAP IS THE CALIFORNIA STATE PLANE COORDINATE SYSTEM, 1983, ZONE 6, BASED LOCALLY ON CONTROL STATIONS "REST" AND "RABBIT".

BEARING: N 27°39'52" E

BENCHMARK:
BENCHMARK ESTABLISHED BY THE COUNTY OF RIVERSIDE, 2.4 MILES WESTERLY ALONG U.S. HIGHWAY 60 FROM THE POST OFFICE AT BEAUMONT, RIVERSIDE COUNTY, AT A POINT WHERE THE HIGHWAY PASSES THROUGH A CUT, 97 FEET NORTH OF CENTERLINE OF THE OPPOSITE HIGHWAY ENGINEERS STATION 267/98; 16 FEET SOUTH OF THE NORTH RIGHT-OF-WAY FENCE, 16 FEET WEST OF RIGHT-OF-WAY FENCE CORNER, AND 18 FEET EAST OF POWER POLE #826632. A STANDARD DISC, STAMPED "U 448 RESET 1955" AND SET IN THE TOP OF A CONCRETE POST PROJECTING 0.5 FEET ABOVE GROUND. STAMPED U-448-1955
ELEV. 2448.129

BY	MARK	DESCRIPTION	APPR.	DATE
ENGINEER		REVISIONS	CITY	

PREPARED BY: Stantec
735 E. CARNEGIE DR., #280
SAN BERNARDINO, CA 92405
909.335-6120 stantec.com

EDWARD D. GROVE 08.11.21
R.C.E. 61374 DATE

SEAL: REGISTERED PROFESSIONAL ENGINEER EDWARD DAWSON GROVE No. C61374 STATE OF CALIFORNIA

DESIGN BY: JB
DRAWN BY: TA
CHECKED BY: VAD
SCALE: AS NOTED
DATE: 07/20/21
JOB NUMBER: 2042495810

Reviewed By: _____ Date: 8/12/2021
Recommended for Approval By: _____ Date: 8/12/2021
Approved By: _____ Director of Public Works Date: 08/21/21

CITY OF BEAUMONT, PUBLIC WORKS DEPARTMENT
ENGINEERING DIVISION
550E 6th St
Beaumont, CA 92223
TEL: (951) 769-8520 FAX: (951) 769-8526

CITY OF BEAUMONT, CALIFORNIA
PRIVATE STREET IMPROVEMENT PLANS
TRACT 27971-10

ALBANY LANE
STA. 17+53.11 TO STA. 24+44.45

FOR: RSI COMMUNITIES-CALIFORNIA, LLC

SHEET 10 OF 12 SHEETS
DRAWING NAME:
FILE NO.: 3374

DWG: V:\2042\active\204249810\drawing\Sheet_Files\49810C-20895T.DWG By: tatmgren Plotted: Jul 20, 2021 - 11:26am

GENERAL SIGNAGE/STRIPING NOTES:

1. ALL WORK SHALL BE DONE IN ACCORDANCE WITH THE STANDARD SPECIFICATIONS FOR PUBLIC WORKS CONSTRUCTION, LATEST EDITION, AND RIVERSIDE COUNTY STANDARD PLANS, LATEST EDITION HEREAFTER REFERRED TO AS THE STANDARD SPECIFICATIONS AND STANDARD PLANS UNLESS OTHERWISE SPECIFIED.
2. TRAFFIC STRIPES, RAISED PAVEMENT MARKERS AND SIGNS, (EXCEPT PAVEMENT LEGENDS), SHALL COMPLY WITH THE 2003 MANUAL ON UNIFORM TRAFFIC CONTROL DEVICES (MUTCD), AND THE 2003 MUTCD CALIFORNIA SUPPLEMENT.
3. PAVEMENT LEGENDS SHALL EXACTLY MATCH THE CITY OF BEAUMONT STANDARD STENCILS.
4. RAISED PAVEMENT MARKERS SHALL CONFORM TO THE PROVISIONS IN SECTION 85 OF THE STATES STANDARD SPECIFICATIONS, ENTITLED "PAVEMENT MARKERS". ADHESIVE FOR PAVEMENT MARKERS SHALL CONFORM TO THE PROVISIONS IN SECTION 95-2.04 OF CALTRANS STANDARD SPECIFICATIONS (JULY 2002 EDITION) ENTITLED "RAPID SET EPOXY ADHESIVE FOR PAVEMENT MARKERS".
5. THERMOPLASTIC TRAFFIC STRIPES AND MARKINGS SHALL CONFORM TO THE SECTION 84-2, ENTITLED "THERMOPLASTIC TRAFFIC STRIPES AND PAVEMENT MARKINGS", AS SPECIFIED IN THE CALTRANS STANDARD SPECIFICATIONS (JULY 2002 EDITION).
6. ALL TRAFFIC STRIPING, PAVEMENT LEGENDS AND RAISED PAVEMENT MARKERS THAT CONFLICT OR CONFUSE TRAFFIC AS A RESULT OF THE NEWLY INSTALLED WORK SHOWN ON THIS PLAN SHALL REMOVED BY WET SANDBLASTING OR GRINDING AS DIRECTED BY THE ENGINEER.
7. DEBRIS FROM REMOVAL OPERATIONS SHALL BE CONTAINED WITHIN THE WORK AREA AND THE CONTRACTOR SHALL TAKE PRECAUTIONS NECESSARY TO PROTECT PERSONS AND PROPERTY ADJACENT TO THE SANDBLASTING OPERARATIONS. THE DEBRIS RESULTING FROM THE SANDBLASTING SHALL BE IMMEDIATELY REMOVED AND DISPOSED OF BY THE CONTRACTOR. DEBRIS WITHIN THE ROADWAY SHALL BE REMOVED BY MECHANICAL SWEEPING OR HIGH-POWER VACUUM.
8. SCARRED PAVEMENT SURFACES RESULTING FROM REMOVAL OPERATIONS SHALL BE SEALED WITH ASPHALT PAINT CONFORMING TO SECTION 203-8 OF THE STANDARD SPECIFICATIONS. SCARRED AREAS RESULTING FROM WORD OR GRAPHIC LEGEND REMOVAL SHALL BE FULLY COVERED WITH AN ASPHALTIC PAINTED SQUARE OR RECTANGULAR SHAPE THAT COMPLETELY OBLITERATES THE OLD LEGEND FORM.
9. ALL SIGNS SHALL CONFORM TO SECTION 56-2, ENTITLED "ROADSIDE SIGNS', AS SPECIFIED IN THE CALTRANS STANDARD SPECIFICATIONS (JULY 2002 EDITION). SIGNS SHALL BE REFLECTORIZED SHEET ALUMINUM USING HIGH INTENSITY GRADE SHEETING WITH 3M #1150 PROTECTIVE OVERLAY FILM OR APPROVED EQUAL. ALL SIGNS SHALL BE MOUNTED WITH THEFT/VANDA-PROOF FASTENERS.
10. ALL SIGNS SHALL BE STANDARD SIZE IN ACCORDANCE WITH THE 2003 MUTCD AND THE 2003 MUTCD CALIFORNIA SUPPLEMENT, EXCEPT PARKING RELATED SIGNS SHALL BE 12"X18".
11. PER GOVERNMENT CODE SECTION 4216, IF THE WORK IN AN AREA WHICH IS KNOWN, OR REASONABLY SHOULD KNOW, TO CONTAIN SUBSURFACE INSTALLATIONS, CONTRACTOR SHALL CONTACT UNDERGROUND SERVICE ALERT (U.S.A.) AT 1-800-227-2600 AND OBTAIN AN INQUIRY IDENTIFICATION NUMBER AT LEAST TWO WORKING DAYS (48 HOURS) PRIOR TO COMMENCING ANY WORK THAT PENETRATES THE EXISTING SURFACE.
12. STRIPING LAYOUT SHALL BE APPROVED BY THE CITY PUBLIC WORKS DEPARTMENT PRIOR TO APPLICATION OF THE THERMOPLASTIC MATERIAL. CONTACT THE CITY PUBLIC WORKS DEPARTMENT CITY INSPECTOR AT (951) 769-8520 EXT. 250 (BEAUMONT) 2 WORKING DAYS PRIOR TO LAYOUT.
13. STEEL SIGN POSTS INSTALLED IN CONCRETE AREAS SHALL BE INSTALLED IN PVC SLEEVES TO FACILITATE REPLACEMENT. ALL POSTS SHALL BE 2" TELSPAR POSTS UNLESS NOTED OTHERWISE.

CONSTRUCTION NOTES

(4) INSTALL STREET NAME SIGN PER RIVERSIDE COUNTY STD. NO. 815.
(4A) INSTALL STREET NAME SIGN PER RIVERSIDE COUNTY STD. NO. 816.
(5) INSTALL W14-1 "DEAD END" STREET SIGN PER M.U.T.C.D., CA SUPPLEMENT.
(13) INSTALL R1-1 "STOP SIGN" PER CALIFORNIA M.U.T.C.D.
(14) APPLY THERMOPLASTIC WHITE LIMIT LINE PER M.U.T.C.D., CA SUPPLEMENT, FIG. 3B-103
(15) APPLY THERMOPLASTIC "STOP" PAVEMENT MARKING PER M.U.T.C.D., CA SUPPLEMENT, FIG. 3B-20(CA).

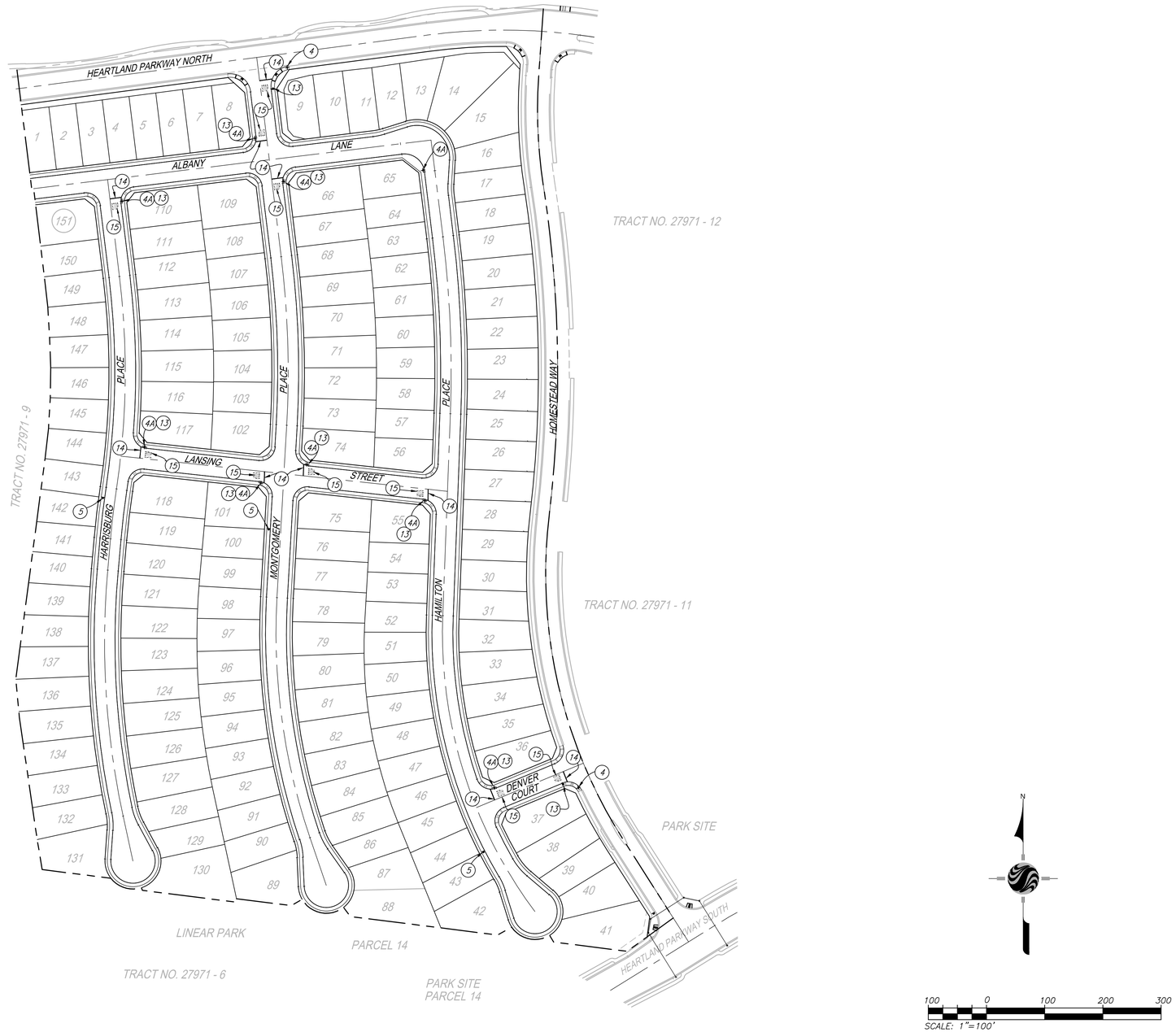

Know what's below. Call before you dig.

BASIS OF BEARINGS:
DESCRIPTION:
THE BASIS OF COORDINATES FOR THIS MAP IS THE CALIFORNIA STATE PLANE COORDINATE SYSTEM, 1983, ZONE 6, BASED LOCALLY ON CONTROL STATIONS "REST" AND "RABBIT".

BEARING: N 27°39'52" E

BENCHMARK:
BENCHMARK ESTABLISHED BY THE COUNTY OF RIVERSIDE, 2.4 MILES WESTERLY ALONG U.S. HIGHWAY 60 FROM THE POST OFFICE AT BEAUMONT, RIVERSIDE COUNTY, AT A POINT WHERE THE HIGHWAY PASSES THROUGH A CUT, 97 FEET NORTH OF CENTERLINE OF THE OPPOSITE HIGHWAY ENGINEERS STATION 267/98; 16 FEET SOUTH OF THE NORTH RIGHT-OF-WAY FENCE, 16 FEET WEST OF RIGHT-OF-WAY FENCE CORNER, AND 18 FEET EAST OF POWER POLE #826632. A STANDARD DISC, STAMPED "U 448 RESET 1955" AND SET IN THE TOP OF A CONCRETE POST PROJECTING 0.5 FEET ABOVE GROUND. STAMPED U-448-1955
ELEV: 2448.129

BY	MARK	DESCRIPTION	APPR.	DATE
ENGINEER		REVISIONS	CITY	

PREPARED BY:
Stantec
735 E. CARNEGIE DR., #280
SAN BERNARDINO, CA 92405
909.335-6120 stantec.com

EDWARD D. GROVE
R.C.E. 61374
08.11.21
DATE

SEAL: REGISTERED PROFESSIONAL ENGINEER EDWARD DAWSON GROVE No. C61374 STATE OF CALIFORNIA

DESIGN BY: JB
DRAWN BY: TA
CHECKED BY: VAD
SCALE: AS NOTED
DATE: 07/20/21
JOB NUMBER: 2042495810

Reviewed By: _____ Date: 8/12/2021
Recommended for Approval By: _____ Date: 8/12/2021
Approved By: _____ Date: 08/21/21
Director of Public Works

CITY OF BEAUMONT, PUBLIC WORKS DEPARTMENT
ENGINEERING DIVISION
550E. 6th St
Beaumont, CA 92223
TEL: (951) 769-8520 FAX: (951) 769-8526

CITY OF BEAUMONT, CALIFORNIA
PRIVATE STREET IMPROVEMENT PLANS
TRACT 27971-10

SIGNAGE AND STRIPING

FOR: RSI COMMUNITIES-CALIFORNIA, LLC

SHEET 11 OF 12 SHEETS
DRAWING NAME:
FILE NO.: 3374

SF 17-4296

Plotted: Jul 20, 2021 - 11:25am By: tatnguyen DWG: G:\Users\tatnguyen\AppData\Local\Temp\AcPublish_16681\9581\0C-209057.DWG

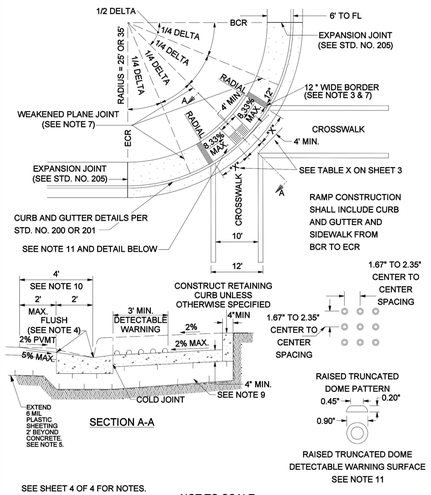

SEE SHEET 4 OF 4 FOR NOTES.

NOT TO SCALE

APPROVED BY:
DIRECTOR OF TRANSPORTATION
GEORGE A. JOHNSON, RCE 42328
DATE: 11/15/04

COUNTY OF RIVERSIDE

CURB RAMP CASE B

REVISIONS		REV.	BY:	APR'D	DATE	REV.	BY:	APR'D	DATE
8-77, 5-80	11-04	1				4			
10-81, 6-82		2				5			
9-88, 2-90		3				6			

12-97 STANDARD NO. 403 (2 OF 4)

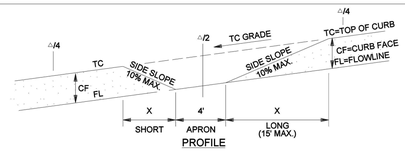

PROFILE

TABLE X

CF (IN)	RADIUS (FT)	SIDE SLOPE	X	TC GRADE (ALONG CURB RETURN)					
				1%	2%	3%	4%	5%	6%
6"	35'	10%	X_S	4.6	4.2	3.9	3.6	3.4	3.2
			X_L	5.6	6.3	7.2	8.4	10.0	12.5
8"	35'	10%	X_S	6.1	5.6	5.2	4.8	4.5	4.2
			X_L	7.5	8.4	9.6	11.2	13.4	15.0

TO CALCULATE "X" DIMENSION:

SHORT SIDE (DOWN SLOPE):

$$X_S\ (FT) = \frac{\text{CURB FACE (FT)}}{\text{SIDE SLOPE + TC GRADE}}$$

LONG SIDE (UP SLOPE):

$$X_L\ (FT) = \frac{\text{CURB FACE (FT)}}{\text{SIDE SLOPE - TC GRADE}}$$

ENGINEER TO SHOW X_S AND X_L ON IMPROVEMENT PLANS

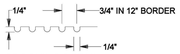

GROOVING DETAIL

APPROVED BY:
DIRECTOR OF TRANSPORTATION
GEORGE A. JOHNSON, RCE 42328
DATE: 05/05/04

COUNTY OF RIVERSIDE

CURB RAMP

REVISIONS		REV.	BY:	APR'D	DATE	REV.	BY:	APR'D	DATE
8-77, 5-80	11-04	1				4			
10-81, 6-82		2				5			
9-88, 2-90		3				6			

STANDARD NO. 403 (3 OF 4)

CONSTRUCTION NOTES:

1. IF DISTANCE FROM CURB TO BACK OF SIDEWALK IS TOO SHORT TO ACCOMODATE RAMP AND 4' LANDING, THEN USE THE CASE "B" RAMP.
2. IF SIDEWALK IS LESS THAN 6' WIDE, THE FULL WIDTH OF THE SIDEWALK SHALL BE DEPRESSED AS SHOWN IN CASE B. MINIMUM SIDEWALK WIDTH IS 4' FROM BACK OF CURB.
3. THE RAMP SHALL HAVE A 12" WIDE BORDER WITH GROOVES 1/4" WIDE AND 1/4" DEEP APPROXIMATELY 3/4" ON CENTER. SEE GROOVING DETAIL.
4. TRANSITIONS FROM RAMPS TO WALKS, GUTTERS, OR STREETS SHALL BE FLUSH AND FREE OF ABRUPT CHANGES.
5. WHEN ABUTTING SOIL HAS A HIGH SULFATE CONTENT, SPECIAL CONSIDERATIONS ARE REQUIRED. SEE SPECIFICATIONS (SECTION 16.04).
6. RAMP SIDE SLOPE VARIES UNIFORMLY FROM A MAXIMUM OF UP TO 10% AT CURB TO CONFORM WITH LONGITUDINAL SIDEWALK SLOPE ADJACENT TO TOP OF THE RAMP (EXCEPT IN CASE B).
7. CONSTRUCT WEAKENED PLANE JOINTS AT 1/4 DELTAS WHEN RADIUS EQUALS 35' AND AT INSIDE EDGE OF GROOVED BORDER WHEN RADIUS EQUALS 25'.
8. IF EXPANSIVE SOIL IS ENCOUNTERED, THEN RAMP SHALL BE CONSTRUCTED OVER CLASS 2 AGGREGATE MATERIAL.
9. CONCRETE SHALL BE CLASS B.
10. MAXIMUM SLOPES OF ADJOINING GUTTERS: THE ROAD SURFACE IMMEDIATELY ADJACENT TO THE CURB RAMP AND CONTINUOUS PASSAGE TO THE CURB RAMP SHALL NOT EXCEED 5% WITHIN 4' OF THE BOTTOM OF THE CURB RAMP.
11. DETECTABLE WARNING SURFACES ARE REQUIRED ON ALL CURB RAMPS THAT ENTER INTO A VEHICULAR TRAVEL WAY.

APPROVED BY:
DIRECTOR OF TRANSPORTATION
GEORGE A. JOHNSON, RCE 42328
DATE: 11/15/04

COUNTY OF RIVERSIDE

CURB RAMP CONSTRUCTION NOTES

REVISIONS		REV.	BY:	APR'D	DATE	REV.	BY:	APR'D	DATE
8-77, 5-80	11-04	1				4			
10-81, 6-82		2				5			
9-88, 2-90		3				6			

12-97 STANDARD NO. 403 (4 OF 4)

CURB RAMP DETAILS

Know what's **below.** **Call** before you dig.

BASIS OF BEARINGS:
DESCRIPTION:
THE BASIS OF COORDINATES FOR THIS MAP IS THE CALIFORNIA STATE PLANE COORDINATE SYSTEM, 1983, ZONE 6, BASED LOCALLY ON CONTROL STATIONS "REST" AND "RABBIT".

BEARING: N 27°39'52" E

BENCHMARK:
BENCHMARK ESTABLISHED BY THE COUNTY OF RIVERSIDE, 2.4 MILES WESTERLY ALONG U.S. HIGHWAY 60 FROM THE POST OFFICE AT BEAUMONT, RIVERSIDE COUNTY, AT A POINT WHERE THE HIGHWAY PASSES THROUGH A CUT, 97 FEET NORTH OF CENTERLINE OF THE OPPOSITE HIGHWAY ENGINEERS STATION 267/98; 16 FEET SOUTH OF THE NORTH RIGHT-OF-WAY FENCE, 16 FEET WEST OF RIGHT-OF-WAY FENCE CORNER, AND 18 FEET EAST OF POWER POLE #826632. A STANDARD DISC, STAMPED "U 448 RESET 1955" AND SET IN THE TOP OF A CONCRETE POST PROJECTING 0.5 FEET ABOVE GROUND. STAMPED U-448-1955
ELEV: 2448.129

BY	MARK	DESCRIPTION	APPR.	DATE
ENGINEER		REVISIONS	CITY	

PREPARED BY: Stantec
735 E. CARNEGIE DR., #280
SAN BERNARDINO, CA 92405
909.335-6120 stantec.com

EDWARD D. GROVE
R.C.E. 61374
08.11.21
DATE

SEAL: REGISTERED PROFESSIONAL ENGINEER EDWARD DAWSON GROVE No. C61374 STATE OF CALIFORNIA

DESIGN BY: JB
DRAWN BY: TA
CHECKED BY: VAD
SCALE: AS NOTED
DATE: 07/20/21
JOB NUMBER: 2042495810

Reviewed By: _____ Date: 8/12/2021
Recommended for Approval By: _____ Date: 8/12/2021
Approved By: _____ Date: 08/21/21
Director of Public Works

CITY OF BEAUMONT, PUBLIC WORKS DEPARTMENT
ENGINEERING DIVISION
550E. 6th St
Beaumont, CA 92223
TEL: (951) 769-8520 FAX: (951) 769-8526

CITY OF BEAUMONT, CALIFORNIA
PRIVATE STREET IMPROVEMENT PLANS
TRACT 27971-10

DETAILS

FOR: RSI COMMUNITIES-CALIFORNIA, LLC

SHEET 12 OF 12 SHEETS
DRAWING NAME:
FILE NO.: 3374

17-4296

Plotted: Jul 20, 2021 - 11:25am By: talmgren DWG: C:\Users\talmgren\AppData\Local\Temp\AcPublish_16868\42958105-22803T.DWG

BEAUMONT
CALIFORNIA

Staff Report

TO: City Council

FROM: Robert Vestal, Assistant Public Works Director

DATE October 19, 2021

SUBJECT: **Accept Security Agreement and Performance and Payment Bond No. PB3010407972 for Storm Drain Improvements Associated with Tract Map No. 36307 and Accept Security Agreement and Performance and Payment Bond No. PB3010407973 for Storm Drain Improvements Associated with Tract Map No. 36307-1**

Background and Analysis:

The City requires all developers to provide security for public improvements consisting of, but not limited to, sewer improvements, street improvements, storm drain improvements, utility improvements, and monument improvements.

TRI POINT HOMES IE-SD, INC

The developer, Tri Pointe Homes IE-SD, Inc., is proposing to construct all work associated with the following improvements:

- Public Works File No. 2021-0639, as shown on City File No. 3366, under performance and payment bond No. PB3010407972 for Tract Map No. 36307. Improvements generally consist of storm drain pipe, catch basins, manholes, etc., along Dalton Way, Salvia Lane, and Savory Lane; and

- Public Works File No. 2021-0638, as shown on City File No. 3361, under performance and payment bond No. PB3010407973 for Tract Map No. 36307-1. Improvements generally consist of storm drain pipe, catch basins, manholes, etc., along Sheridan Way.

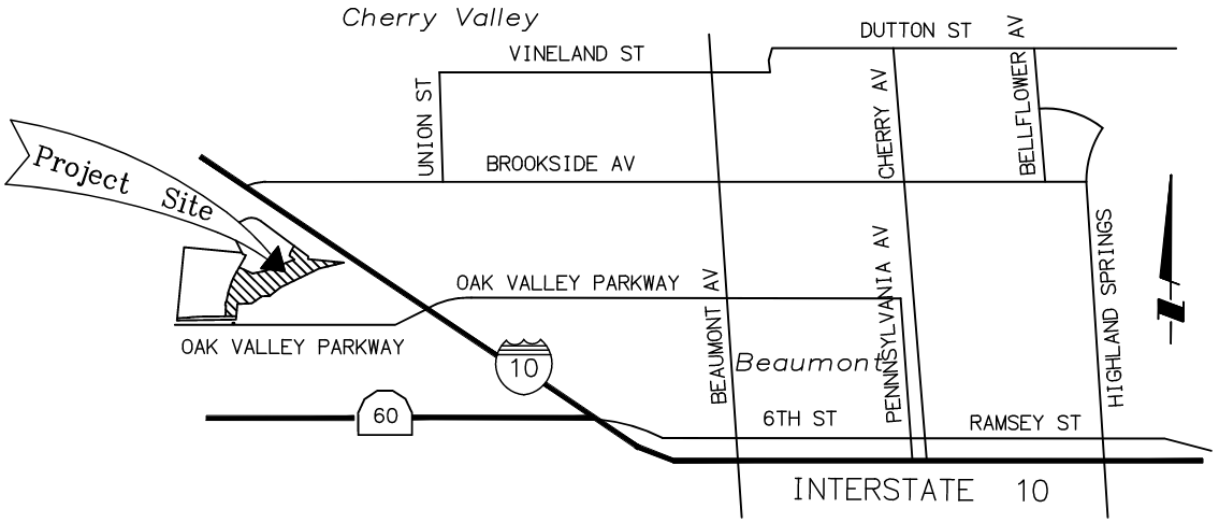

VICINITY MAP

Tri Pointe Homes IE-SD, Inc., has provided security agreements and security in the form of bonds for the public improvements. The agreements have been reviewed by City staff and found to be consistent with the Beaumont Municipal Code. The following table is a summary of the security.

Table 1

Security #	Security Type	Type of Improvement	Principal
PB3010407972	Performance & Payment Bond	Storm Drain Tract 36307	Tri Pointe Homes IE-SD, Inc
PB3010407973	Performance & Payment Bond	Storm Drain Tract 36307-1	Tri Pointe Homes IE-SD, Inc

City staff recommends that City Council accept the security agreements and securities listed in Table 1.

Fiscal Impact:

The cost of preparing the staff report is estimated to be $750.

Recommended Action:

Accept security agreement and performance and Payment Bond No. PB3010407972 for storm drain improvements associated with Tract Map No. 36307, and

Accept security agreement and performance and Payment Bond No. PB3010407973 for storm drain improvements associated with Tract Map No. 36307-1.

Attachments:

A. Performance and Payment Bond No. PB3010407972 and security agreement for Storm Drain Improvements, plans, and cost estimate
B. Performance and Payment Bond No. PB3010407973 and security agreement for Storm Drain Improvements, plans, and cost estimate

Rev. 07 22 2020

Basic Gov (Sales Force) # PW2021-0639
File # 3366

AGREEMENT TO PROVIDE SECURITY FOR IMPROVEMENTS FOR TRACT MAP OR PARCEL MAP OR PLOT PLAN

(Tract Map/Parcel Map/Plot Plan No. 36307)

THIS AGREEMENT TO PROVIDE SECURITY FOR IMPROVEMENTS ("Security Agreement") is made by and between CITY OF BEAUMONT ("CITY") and Tri Pointe Homes IE-SD, Inc. a California [if other state specify the state] [corporation] or [limited liability company] or [limited partnership] ("DEVELOPER").

RECITALS

A. DEVELOPER has applied to the CITY for permission to develop certain real property, pursuant to Tract Map/Parcel Map/Plot Plan # 36307 , ("Map"). DEVELOPER has also asked the CITY to accept the dedication of the street or streets and other proposed public rights-of-way, parks and recreation facilities, and easements as depicted on the Map and to otherwise approve the Map so that it may be recorded as required by law; and

B. The CITY requires, as a condition precedent to the acceptance and approval of the Map and the dedication of the public rights-of-way and easements depicted thereon, that such rights-of-way be improved with (for example) grading, paving, curbs, gutters, sidewalks, street lights, stormdrains, sanitary sewers and appurtenances thereto, street name signs, survey monuments, electrical and telecommunications, water pipes, water mains, fire hydrants and appurtenances thereto, and landscaping, including any warranty work for all such improvements (collectively, "Improvements"); and

C. The Improvements have not yet been constructed and completed and it is the purpose of this Security Agreement to set forth the terms and conditions by which the DEVELOPER shall guarantee that such Improvements shall be constructed and completed within the time set forth herein.

AGREEMENT

NOW, THEREFORE, in consideration of the acceptance of the DEVELOPER's offer of dedication and the approval of the Map for filing and recording as provided and required by law, the CITY and the DEVELOPER hereby agree as follows:

1. Provision of Improvements. DEVELOPER shall provide, at the DEVELOPER's sole cost and expense, all necessary labor and materials to complete the construction of the Improvements depicted on the Map and described in the conditions of approval of the Map within one (1) year of the date of this Security Agreement.

2. Inspection by the CITY. The CITY shall inspect, at the DEVELOPER's sole cost and expense, all of the work, labor and materials performed and provided by the DEVELOPER in connection with the Improvements.

3. Compliance with Plans and Specifications. The Improvements shall be constructed and installed in strict accordance with the CITY-approved plans and specifications.

4. Security for Performance. Concurrently with the execution of this Security Agreement by DEVELOPER, DEVELOPER shall deliver to the CITY a performance bond issued by a corporate surety in substantially the form required by California Government Code 66499.1 and attached hereto as **Exhibit "A"**, in an amount that is not less than 100% of the total estimated cost of the Improvements and any warranty therefor. The performance bond shall be issued by an "admitted" corporate surety insurer authorized to do business in the State of California and the surety insurer shall have an A.M. Best rating of at least "A, XV". The surety insurer shall have assets exceeding its liabilities in the amount equal to or in excess of the amount of the bond, and the bond shall not be in excess of 10% of the surety insurer's assets. The security or bond shall also insure against any and all defects in the Improvements for a period of not less than one full year after the date of acceptance thereof by the CITY. The bond shall be duly executed and shall meet all the requirements of Section 995.660 of the California Code of Civil Procedure.

5. Security for Contractors, Subcontractors, Laborers and Materialmen. The DEVELOPER shall also provide a payment bond issued by a corporate surety for the security of laborers and materialmen, which bond or bonds shall be in substantially the form required by California Government Code Section 66499.2 attached hereto as **Exhibit "B"** and made a part hereof. The amount of the bond(s) shall be no less than 100% of the total estimated amount needed to secure payment to the contractor, to the subcontractors, and to the persons furnishing labor, materials, or equipment to them for the Improvements. The laborers and materialmen bond shall be provided by an "admitted" corporate surety insurer authorized to transact surety insurance in the State of California with an A.M. Best rating of "A, XV", and with assets exceeding its liabilities in the amount equal to or in excess of the amount of the bond, and the bond shall not be in excess of 10% of the surety insurer's assets. The bond shall be duly executed and shall meet all the requirements of Section 995.660 of the California Code of Civil Procedure.

6. General Liability and Worker's Compensation Insurance. The DEVELOPER shall, before commencing any work, obtain commercial general liability insurance (primary) of not less than $2,000,000.00 per occurrence for all coverages and $2,000,000.00 general aggregate. The CITY and its employees and agents shall be added as additional insureds. Coverage shall apply on a primary non-contributing basis in relation to any other insurance or self-insurance, primary or excess, available to the CITY or any employee or agent of the CITY. Coverage shall not be limited to the vicarious liability or supervisory role of any additional insured. Coverage shall contain no contractors' limitation endorsement. There shall be no endorsement or modification limiting the scope of coverage for liability arising from pollution, explosion, collapse, underground property damage or employment-related practices. Such insurance shall not prohibit the DEVELOPER, and its employees or agents, from waiving the right of subrogation prior to a loss. The DEVELOPER waives its right of subrogation against the CITY. Unless otherwise approved by the CITY, the DEVELOPER's insurance shall be written by insurers authorized to do business in the State of California and with a minimum A.M. Best rating of "A, XV." Self-insurance shall not be considered to comply with these insurance specifications. The DEVELOPER agrees to require all contractors, subcontractors and other parties hired for the Improvements to purchase and maintain insurance of the types specified herein, naming as additional insureds all of the parties to this Security Agreement. The DEVELOPER shall, before commencing any work, obtain Worker's

Compensation Insurance in an amount required by law and, failing to do so, the CITY may procure such insurance at the cost of the DEVELOPER.

7. Comprehensive Commercial General and Automobile Liability Insurance. The DEVELOPER, before commencing any work shall, at its own expense, maintain comprehensive commercial general and automobile liability insurance issued by a California-admitted surety company with an A.M. Best rating of no less than "A, XV" for $2,000,000 per occurrence. Coverage shall be for the entire duration of the permitted activities. Such liability insurance policy shall name, by endorsement, the City as an additional insured.

8. Indemnification. Notwithstanding the provisions of Government Code, Section 66474.9 or any other statutes of similar import, and to the full extent permitted by law, the DEVELOPER shall defend, indemnify and hold harmless the CITY, its employees, agents, officials and attorneys, from and against any liability, claims, suits, actions, arbitration proceedings, administrative proceedings, regulatory proceedings, losses, expenses or costs of any kind or nature, whether actual, alleged or threatened, reasonable attorneys' fees, court costs, interest, expert witness fees and any other costs or expenses of any kind whatsoever, without restriction or limitation, incurred in relation to, as a consequence of, or arising out of or in any way attributable actually, allegedly or impliedly, in whole or in part, to the Map, the Improvements, this Agreement, or any matter related to the same; provided, however, that the indemnification to be provided by DEVELOPER to the CITY pursuant to the terms of this paragraph shall not be applicable where the aforementioned liability, claim, suit or action is the result of the sole negligence or sole willful misconduct of the CITY.

9. Procedure for Release of Performance Bond Security. The security furnished by the DEVELOPER shall be released in whole or in part in the following manner:

a. Security shall be released upon final completion and acceptance of the Improvements. If the security furnished by the DEVELOPER is a documentary evidence of security, such as a surety bond, the CITY shall release the documentary evidence and return the original to the Surety upon final completion and acceptance of the Improvements. In the event the CITY is unable to return the original documentary evidence to the Surety, the security shall be released by written notice sent by certified mail to the DEVELOPER and to the Surety within 30 days of the City's acceptance of the Improvements. The written notice shall contain a statement that the work for which security was furnished has been completed and accepted, a description of the Improvements, and the notarized signature of an authorized CITY official.

At such time as the DEVELOPER believes that the work for which the security was required is complete and makes payment of a partial exoneration fee of $350 to the CITY, the DEVELOPER shall notify the CITY in writing of the completed work, including a list of work completed. Upon receipt of the written notice, the CITY shall have 45 days to review and comment or approve the completion of the Improvements. If the CITY does not agree that all work has been completed in accordance with the plans and specifications for the Improvements, it shall supply a list of all remaining work to be completed.

c. Within 45 days of receipt of the CITY's list of remaining work, the DEVELOPER may then provide cost estimates for all remaining work for review and approval by the CITY.

d. Upon receipt of the cost estimates, the CITY shall then have 45 days to review, comment, and approve, modify or disapprove those cost estimates. The CITY shall not be required to engage in this process of partial release more than once between the start of work and the completion and acceptance of all work.

e. The DEVELOPER shall complete the works of Improvement until all remaining items are accepted by the CITY. Upon completion of the Improvements, the DEVELOPER shall be notified in writing by the CITY within 45 days and, within 45 days of the date of the CITY's notice, the release of any remaining performance security shall be made within 60 days of the recording of the Notice of Completion.

10. Procedure for Release of Payment Bond Security. Security securing the payment to the contractor, his or her subcontractors and persons furnishing labor, materials or equipment may, after passage of the time within which mechanic's liens and stop notices are required to be recorded and after acceptance of the Improvements, be reduced by Surety to an amount equal to the total claimed by all claimants for whom mechanic's liens and stop notices have been recorded and notice thereof given in writing to the CITY, and if no claims have been recorded, the security may be released in full.

11. Security for One-Year Warranty Period. DEVELOPER shall guarantee or warranty the work done pursuant to this Agreement for a period of one year after final formal acceptance of the SUBDIVISION by the City Council against any defective work or labor done or defective materials furnished. If within the warranty period any work or improvement or part of any work or improvement done, furnished, installed, or constructed by DEVELOPER fails to fulfill any of the requirements of this Agreement or the improvement plans and specifications referred to herein, DEVELOPER shall without delay and without any cost to CITY, repair or replace or reconstruct any defective or otherwise unsatisfactory part or parts of the work or structure. Should DEVELOPER fail to act promptly or in accordance with this requirement, DEVELOPER hereby authorizes CITY, at CITY's option, to perform the work twenty (20) days after mailing written notice of default to DEVELOPER and to DEVELOPER's surety, and agrees to pay the cost of such work by CITY. Should CITY determine that an urgency requires repairs or replacements to be made before DEVELOPER can be notified, CITY may, in its sole discretion, make the necessary repairs or replacement or perform the necessary work and DEVELOPER shall pay to CITY the cost of such repairs. If no claims have been made under the warranty bond during the warranty period, City shall release the warranty bond. The release procedures described in paragraphs 9 and 10 above shall not apply to any required guarantee and warranty period nor to the amount of the performance bond security deemed necessary by the CITY for the guarantee and warranty period nor to costs and reasonable expenses and fees, including reasonable attorneys' fees.

12. Binding Effect. This Security Agreement shall be binding upon and shall inure to the benefit of the parties hereto, their legal representatives and their successors and assigns.

13. Authority to Execute. The DEVELOPER hereby warrants and represents to the CITY that the individual signing this Security Agreement on behalf of the DEVELOPER is vested with the unconditional authority to do so pursuant to, and in accordance with, all applicable legal requirements, and has the authority bind the DEVELOPER hereto.

14. No Assignment. The DEVELOPER may not assign this Security Agreement, or any part thereof, to another without the prior written consent of the CITY.

15. Attorneys' Fees. In the event of legal action to enforce or interpret this Agreement or any of its provisions, the prevailing party shall be entitled, in addition to any other form of relief, to recover its reasonable attorneys' fees and costs of suit.

16. Execution in Counterparts. This Agreement may be executed in counterparts, each of which shall be deemed an original, but which together shall constitute a single agreement.

IN WITNESS WHEREOF, the parties have caused this Agreement to be executed on the dates listed below.

CITY OF BEAUMONT

_____

By: _____
Mayor

Date: _____

DEVELOPER

By: _____

Date; August 13, 2021

Title: Michael C. Taylor, Division President

ACKNOWLEDGMENT

A notary public or other officer completing this certificate verifies only the identity of the individual who signed the document to which this certificate is attached, and not the truthfulness, accuracy, or validity of that document.

State of California
County of Riverside)

On August 17, 2021 before me, Sonal Shah, Notary Public
(insert name and title of the officer)

personally appeared Michael C. Taylor,
who proved to me on the basis of satisfactory evidence to be the person(s) whose name(s) is/are subscribed to the within instrument and acknowledged to me that he/she/they executed the same in his/her/their authorized capacity(ies), and that by his/her/their signature(s) on the instrument the person(s), or the entity upon behalf of which the person(s) acted, executed the instrument.

I certify under PENALTY OF PERJURY under the laws of the State of California that the foregoing paragraph is true and correct.

WITNESS my hand and official seal.

SONAL SHAH
NOTARY PUBLIC - CALIFORNIA
COMMISSION # 2216371
RIVERSIDE COUNTY
My Comm. Exp. September 30, 2021

Signature Sonal Shah **(Seal)**

EXHIBIT "A"

PERFORMANCE BOND

WHEREAS, the City Council of the City of Beaumont, State of California, and _____ Tri Pointe Homes IE-SD, Inc. (hereinafter designated as "Principal") have entered into Agreement To Provide Security For Improvements For Tract Map Or Parcel Map Or Plot Plan, dated August 13, 2021, whereby Principal agrees to install and complete certain designated public improvements itemized and described on Tract Map, Parcel Map or Plot Plan No. 36307, which is hereby incorporated herein and made a part hereof; and

WHEREAS, Principal is required under the terms of the said agreement to furnish a bond for the faithful performance of said agreement.

NOW, THEREFORE, we, the Principal and PHILADELPHIA INDEMNITY INSURANCE COMPANY, as Surety, are held and firmly bound unto the City of Beaumont (hereinafter called "City"), in the penal sum of ONE HUNDRED SEVENTY THOUSAND EIGHT HUNDRED NINETY FIVE AND NO/100 dollars ($ 170,895.00) lawful money of the United States, for the payment of which sum well and truly to be made, we bind ourselves, our heirs, successors, executors and administrators, jointly and severally, firmly by these presents.

The condition of this obligation is such that if the above bounded Principal, his or its heirs, executors, administrators, successors or assigns, shall in all things stand to and abide by, and well and truly keep and perform the covenants, conditions and provisions in the said agreement and any alteration thereof made as therein provided, on his or their part to be kept and performed at the time and in the manner therein specified, and in all respects according to their true intent and meaning, and shall indemnify and save harmless the City, its officers, agents and employees as therein stipulated, then this obligation shall become null and void; otherwise it shall be and remain in full force and effect.

As part of the obligation secured hereby and in addition to the face amount specified therefor, there shall be included costs and reasonable expenses and fees, including reasonable attorney's fees, incurred by the City in successfully enforcing such obligation, all to be taxed as costs and included in any judgment therein rendered.

The Surety hereby stipulates and agrees that no change, extension of time, alteration or addition to the terms of the agreement or to the work to be performed thereunder or the specifications accompanying the same shall in any way affect its obligations on this bond, and it does hereby waive notice of any such change, extension of time, alteration or addition to the terms of the agreement or to the work or to the specifications.

[signatures on following page]

IN WITNESS WHEREOF, this instrument has been duly executed by the Principal and Surety above named, on AUGUST 10, ~~2020.~~* *2021

(Seal)

PHILADELPHIA INDEMNITY INSURANCE COMPANY

SURETY

By: Michelle Haase

Name: MICHELLE HAASE

Title: ATTORNEY-IN-FACT

Address: 800 E. COLORADO BLVD., 6TH FLOOR

PASADENA, CA 91101

TRI POINTE HOMES IE-SD, INC.

PRINCIPAL

By: Michael C. Taylor

Name: Michael C. Taylor

Title: Division President

By:

Name:

Title:

Address: 1250 Corona Pointe Court Suite 600

Corona, CA 92879

ALL SIGNATURES MUST BE ACKNOWLEDGED BEFORE A NOTARY PUBLIC

ALL- PURPOSE
CERTIFICATE OF ACKNOWLEDGMENT

A notary public or other officer completing this certificate verifies only the identity of the individual who signed the document to which this certificate is attached, and not the truthfulness, accuracy, or validity of that document.

State of California }

County of Orange }

On AUG 1 0 2021 before me, Janina Monroe, Notary Public,
(Here insert name and title of the officer)

personally appeared Michelle Haase,
who proved to me on the basis of satisfactory evidence to be the person(s) whose name(s) is/are subscribed to the within instrument and acknowledged to me that he/she/they executed the same in his/her/their authorized capacity(ies), and that by his/her/their signature(s) on the instrument the person(s), or the entity upon behalf of which the person(s) acted, executed the instrument.

I certify under PENALTY OF PERJURY under the laws of the State of California that the foregoing paragraph is true and correct.

JANINA MONROE
Notary Public - California
Orange County
Commission # 2244611
My Comm. Expires Jun 25, 2022

WITNESS my hand and official seal.

Notary Public Signature (Notary Public Seal)

ADDITIONAL OPTIONAL INFORMATION

DESCRIPTION OF THE ATTACHED DOCUMENT

(Title or description of attached document)

(Title or description of attached document continued)

Number of Pages _____ Document Date_____

CAPACITY CLAIMED BY THE SIGNER

- ☐ Individual (s)
- ☐ Corporate Officer
  _____ (Title)
- ☐ Partner(s)
- ☒ Attorney-in-Fact
- ☐ Trustee(s)
- ☐ Other _____

2015 Version www.NotaryClasses.com 800-873-9865

INSTRUCTIONS FOR COMPLETING THIS FORM

This form complies with current California statutes regarding notary wording and, if needed, should be completed and attached to the document. Acknowledgments from other states may be completed for documents being sent to that state so long as the wording does not require the California notary to violate California notary law.

- State and County information must be the State and County where the document signer(s) personally appeared before the notary public for acknowledgment.
- Date of notarization must be the date that the signer(s) personally appeared which must also be the same date the acknowledgment is completed.
- The notary public must print his or her name as it appears within his or her commission followed by a comma and then your title (notary public).
- Print the name(s) of document signer(s) who personally appear at the time of notarization.
- Indicate the correct singular or plural forms by crossing off incorrect forms (i.e. he/she/~~they,~~ is /~~are~~) or circling the correct forms. Failure to correctly indicate this information may lead to rejection of document recording.
- The notary seal impression must be clear and photographically reproducible. Impression must not cover text or lines. If seal impression smudges, re-seal if a sufficient area permits, otherwise complete a different acknowledgment form.
- Signature of the notary public must match the signature on file with the office of the county clerk.
  - Additional information is not required but could help to ensure this acknowledgment is not misused or attached to a different document.
  - Indicate title or type of attached document, number of pages and date.
  - Indicate the capacity claimed by the signer. If the claimed capacity is a corporate officer, indicate the title (i.e. CEO, CFO, Secretary).
- Securely attach this document to the signed document with a staple.

PHILADELPHIA INDEMNITY INSURANCE COMPANY
One Bala Plaza, Suite 100
Bala Cynwyd, PA 19004-0950

Power of Attorney

KNOW ALL PERSONS BY THESE PRESENTS: That **PHILADELPHIA INDEMNITY INSURANCE COMPANY** (the Company), a corporation organized and existing under the laws of the Commonwealth of Pennsylvania, does hereby constitute and appoint **JANINA MONROE, THOMAS G. MCCALL, TIMOTHY J. NOONAN, MICHELLE HAASE AND MARTHA BARRERAS OF LOCKTON COMPANIES, LLC** its true and lawful Attorney-in-fact with full authority to execute on its behalf bonds, undertakings, recognizances and other contracts of indemnity and writings obligatory in the nature thereof, issued in the course of its business and to bind the Company thereby, in an amount not to exceed **$50,000,000.00**.

This Power of Attorney is granted and is signed and sealed by facsimile under and by the authority of the following Resolution adopted by the Board of Directors of PHILADELPHIA INDEMNITY INSURANCE COMPANY on the 14th of November, 2016.

RESOLVED: That the Board of Directors hereby authorizes the President or any Vice President of the Company: (1) Appoint Attorney(s) in Fact and authorize the Attorney(s) in Fact to execute on behalf of the Company bonds and undertakings, contracts of indemnity and other writings obligatory in the nature thereof and to attach the seal of the Company thereto; and (2) to remove, at any time, any such Attorney-in-Fact and revoke the authority given. And, be it

FURTHER RESOLVED: That the signatures of such officers and the seal of the Company may be affixed to any such Power of Attorney or certificate relating thereto by facsimile, and any such Power of Attorney so executed and certified by facsimile signatures and facsimile seal shall be valid and binding upon the Company in the future with respect to any bond or undertaking to which it is attached.

IN TESTIMONY WHEREOF, PHILADELPHIA INDEMNITY INSURANCE COMPANY HAS CAUSED THIS INSTRUMENT TO BE SIGNED AND ITS CORPORATE SEALTO BE AFFIXED BY ITS AUTHORIZED OFFICE THIS 27TH DAY OF OCTOBER, 2017.

(Seal)

Robert D. O'Leary Jr., President & CEO
Philadelphia Indemnity Insurance Company

On this 27th day of October, 2017, before me came the individual who executed the preceding instrument, to me personally known, and being by me duly sworn said that he is the therein described and authorized officer of the **PHILADELPHIA INDEMNITY INSURANCE COMPANY**; that the seal affixed to said instrument is the Corporate seal of said Company; that the said Corporate Seal and his signature were duly affixed.

COMMONWEALTH OF PENNSYLVANIA
NOTARIAL SEAL
Morgan Knapp, Notary Public
Lower Merion Twp., Montgomery County
My Commission Expires Sept. 25, 2021
MEMBER, PENNSYLVANIA ASSOCIATION OF NOTARIES

(Notary Seal)

Notary Public: Morgan Knapp

residing at: Bala Cynwyd, PA

My commission expires: September 25, 2021

I, Edward Sayago, Corporate Secretary of PHILADELPHIA INDEMNITY INSURANCE COMPANY, do hereby certify that the foregoing resolution of the Board of Directors and the Power of Attorney issued pursuant thereto on the 27th day of October, 2017 are true and correct and are still in full force and effect. I do further certify that Robert D. O'Leary Jr., who executed the Power of Attorney as President, was on the date of execution of the attached Power of Attorney the duly elected President of PHILADELPHIA INDEMNITY INSURANCE COMPANY.

AUG 1 0 2021

In Testimony Whereof I have subscribed my name and affixed the facsimile seal of each Company this _____ day of _____, 20 _____.

Edward Sayago, Corporate Secretary
PHILADELPHIA INDEMNITY INSURANCE COMPANY

ACKNOWLEDGMENT

A notary public or other officer completing this certificate verifies only the identity of the individual who signed the document to which this certificate is attached, and not the truthfulness, accuracy, or validity of that document.

State of California
County of Riverside)

On August 17, 2021 before me, Sonal Shah, Notary Public
(insert name and title of the officer)

personally appeared Michael C. Taylor,
who proved to me on the basis of satisfactory evidence to be the person(s) whose name(s) is/are subscribed to the within instrument and acknowledged to me that he/she/they executed the same in his/her/their authorized capacity(ies), and that by his/her/their signature(s) on the instrument the person(s), or the entity upon behalf of which the person(s) acted, executed the instrument.

I certify under PENALTY OF PERJURY under the laws of the State of California that the foregoing paragraph is true and correct.

WITNESS my hand and official seal.

SONAL SHAH
NOTARY PUBLIC - CALIFORNIA
COMMISSION # 2219371
RIVERSIDE COUNTY
My Comm. Exp. September 30, 2021

Signature Sonal Shah (Seal)

DESCRIPTION: STORM DRAIN IMPROVEMENTS
VIRTUE AT TOURNAMENT HILLS

BOND NO.: PB03010407972
PREMIUM: SEE PERFORMANCE BOND

EXHIBIT "B"

PAYMENT BOND

WHEREAS, the City Council of the City of Beaumont, State of California, and TRI POINTE HOMES IE-SD, INC. (hereafter designated as "the Principal") have entered into Agreement To Provide Security For Improvements For Tract Map Or Parcel Map Or Plot Plan, dated August 13, 2021, whereby Principal agrees to install and complete certain designated public improvements which is hereby incorporated herein and made a part hereof; and

WHEREAS, under the terms of the said agreement, the Principal is required before entering upon the performance of the work, to file a good and sufficient payment bond with the City of Beaumont to secure the claims to which reference is made in Title 3 (commencing with Section 9000, et seq.) of Part 6 of Division 4 of the Civil Code of the State of California.

NOW, THEREFORE, the Principal and the undersigned as corporate surety, are held firmly bound unto the City of Beaumont and all contractors, subcontractors, laborers, materialmen, and other persons employed in the performance of the said agreement and referred to at Title 3 (commencing with Section 9000, et seq.) of Part 6 of Division 4 of the Civil Code in the sum of ONE**dollars ($ ***), for materials furnished or labor thereon of any kind, or for amounts due under the Unemployment Insurance Act with respect to this work or labor, that the Surety will pay the same in an amount not exceeding the amount hereinabove set forth, and also in case suit is brought upon this bond, will pay, in addition to the face amount thereof, costs and reasonable expenses and fees, including reasonable attorney's fees, incurred by the City in successfully enforcing this obligation, to be awarded and fixed by the court, and to be taxed as costs and to be included in the judgment therein rendered. **HUNDRED SEVENTY THOUSAND EIGHT HUNDRED NINETY FIVE AND NO/100 (***$170,895.00)

It is hereby expressly stipulated and agreed that this bond shall inure to the benefit of any and all persons, companies, and corporations entitled to file claims under Title 3 (commencing with Section 9000, et seq.) of Part 6 of Division 4 of the Civil Code, so as to give a right of action to them or their assigns in any suit brought upon this bond.

Should the condition of this bond be fully performed, then this obligation shall become null and void, otherwise it shall be and remain in full force and effect.

The Surety hereby stipulates and agrees that no change, extension of time, alteration, or addition to the terms of the agreement or the specifications accompanying the same shall in any manner affect its obligations on this bond, and it does hereby waive notice of any such change, extension, alteration, or addition.

[signatures on following page]

IN WITNESS WHEREOF, this instrument has been duly executed by the Principal and Surety above named, on AUGUST 10, ~~2020.~~**** ****2021

(Seal)

PHILADELPHIA INDEMNITY INSURANCE COMPANY

SURETY

By: Michelle Haase

Name: MICHELLE HAASE

Title: ATTORNEY-IN-FACT

Address: 800 E. COLORADO BLVD., 6TH FLOOR

PASADENA, CA 91101

TRI POINTE HOMES IE-SD, INC.

PRINCIPAL

By:

Name: Michael C. Taylor

Title: Division President

By:

Name:

Title:

Address: 1250 Corona Pointe Court Suite 600

Corona, CA 92879

ALL SIGNATURES MUST BE ACKNOWLEDGED BEFORE A NOTARY PUBLIC

ALL- PURPOSE
CERTIFICATE OF ACKNOWLEDGMENT

A notary public or other officer completing this certificate verifies only the identity of the individual who signed the document to which this certificate is attached, and not the truthfulness, accuracy, or validity of that document.

State of California }

County of Orange }

On AUG 10 2021 before me, Janina Monroe, Notary Public,
(Here insert name and title of the officer)

personally appeared Michelle Haase,
who proved to me on the basis of satisfactory evidence to be the person(s) whose name(s) is/~~are~~ subscribed to the within instrument and acknowledged to me that ~~he~~/she/~~they~~ executed the same in ~~his~~/her/~~their~~ authorized capacity(~~ies~~), and that by ~~his~~/her/~~their~~ signature(s) on the instrument the person(s), or the entity upon behalf of which the person(s) acted, executed the instrument.

I certify under PENALTY OF PERJURY under the laws of the State of California that the foregoing paragraph is true and correct.

WITNESS my hand and official seal.

Notary Public Signature (Notary Public Seal)

JANINA MONROE
Notary Public - California
Orange County
Commission # 2244611
My Comm. Expires Jun 25, 2022

ADDITIONAL OPTIONAL INFORMATION

DESCRIPTION OF THE ATTACHED DOCUMENT

(Title or description of attached document)

(Title or description of attached document continued)

Number of Pages _____ Document Date_____

CAPACITY CLAIMED BY THE SIGNER

- ☐ Individual (s)
- ☐ Corporate Officer
  _____
  (Title)
- ☐ Partner(s)
- ☒ Attorney-in-Fact
- ☐ Trustee(s)
- ☐ Other _____

2015 Version www.NotaryClasses.com 800-873-9865

INSTRUCTIONS FOR COMPLETING THIS FORM

This form complies with current California statutes regarding notary wording and, if needed, should be completed and attached to the document. Acknowledgments from other states may be completed for documents being sent to that state so long as the wording does not require the California notary to violate California notary law.

- State and County information must be the State and County where the document signer(s) personally appeared before the notary public for acknowledgment.
- Date of notarization must be the date that the signer(s) personally appeared which must also be the same date the acknowledgment is completed.
- The notary public must print his or her name as it appears within his or her commission followed by a comma and then your title (notary public).
- Print the name(s) of document signer(s) who personally appear at the time of notarization.
- Indicate the correct singular or plural forms by crossing off incorrect forms (i.e. ~~he~~/she/~~they,~~ is /~~are~~) or circling the correct forms. Failure to correctly indicate this information may lead to rejection of document recording.
- The notary seal impression must be clear and photographically reproducible. Impression must not cover text or lines. If seal impression smudges, re-seal if a sufficient area permits, otherwise complete a different acknowledgment form.
- Signature of the notary public must match the signature on file with the office of the county clerk.
  - Additional information is not required but could help to ensure this acknowledgment is not misused or attached to a different document.
  - Indicate title or type of attached document, number of pages and date.
  - Indicate the capacity claimed by the signer. If the claimed capacity is a corporate officer, indicate the title (i.e. CEO, CFO, Secretary).
- Securely attach this document to the signed document with a staple.

PHILADELPHIA INDEMNITY INSURANCE COMPANY
One Bala Plaza, Suite 100
Bala Cynwyd, PA 19004-0950

Power of Attorney

KNOW ALL PERSONS BY THESE PRESENTS: That **PHILADELPHIA INDEMNITY INSURANCE COMPANY** (the Company), a corporation organized and existing under the laws of the Commonwealth of Pennsylvania, does hereby constitute and appoint **JANINA MONROE, THOMAS G. MCCALL, TIMOTHY J. NOONAN, MICHELLE HAASE AND MARTHA BARRERAS OF LOCKTON COMPANIES, LLC** its true and lawful Attorney-in-fact with full authority to execute on its behalf bonds, undertakings, recognizances and other contracts of indemnity and writings obligatory in the nature thereof, issued in the course of its business and to bind the Company thereby, in an amount not to exceed **$50,000,000.00**.

This Power of Attorney is granted and is signed and sealed by facsimile under and by the authority of the following Resolution adopted by the Board of Directors of PHILADELPHIA INDEMNITY INSURANCE COMPANY on the 14th of November, 2016.

RESOLVED: That the Board of Directors hereby authorizes the President or any Vice President of the Company: (1) Appoint Attorney(s) in Fact and authorize the Attorney(s) in Fact to execute on behalf of the Company bonds and undertakings, contracts of indemnity and other writings obligatory in the nature thereof and to attach the seal of the Company thereto; and (2) to remove, at any time, any such Attorney-in-Fact and revoke the authority given. And, be it

FURTHER RESOLVED: That the signatures of such officers and the seal of the Company may be affixed to any such Power of Attorney or certificate relating thereto by facsimile, and any such Power of Attorney so executed and certified by facsimile signatures and facsimile seal shall be valid and binding upon the Company in the future with respect to any bond or undertaking to which it is attached.

IN TESTIMONY WHEREOF, PHILADELPHIA INDEMNITY INSURANCE COMPANY HAS CAUSED THIS INSTRUMENT TO BE SIGNED AND ITS CORPORATE SEALTO BE AFFIXED BY ITS AUTHORIZED OFFICE THIS 27TH DAY OF OCTOBER, 2017.

(Seal)

Robert D. O'Leary Jr., President & CEO
Philadelphia Indemnity Insurance Company

On this 27th day of October, 2017, before me came the individual who executed the preceding instrument, to me personally known, and being by me duly sworn said that he is the therein described and authorized officer of the **PHILADELPHIA INDEMNITY INSURANCE COMPANY**; that the seal affixed to said instrument is the Corporate seal of said Company; that the said Corporate Seal and his signature were duly affixed.

COMMONWEALTH OF PENNSYLVANIA
NOTARIAL SEAL
Morgan Knapp, Notary Public
Lower Merion Twp., Montgomery County
My Commission Expires Sept. 25, 2021
MEMBER, PENNSYLVANIA ASSOCIATION OF NOTARIES

(Notary Seal)

Notary Public: Morgan Knapp

residing at: Bala Cynwyd, PA

My commission expires: September 25, 2021

I, Edward Sayago, Corporate Secretary of PHILADELPHIA INDEMNITY INSURANCE COMPANY, do hereby certify that the foregoing resolution of the Board of Directors and the Power of Attorney issued pursuant thereto on the 27th day of October, 2017 are true and correct and are still in full force and effect. I do further certify that Robert D. O'Leary Jr., who executed the Power of Attorney as President, was on the date of execution of the attached Power of Attorney the duly elected President of PHILADELPHIA INDEMNITY INSURANCE COMPANY.

AUG 10 2021

In Testimony Whereof I have subscribed my name and affixed the facsimile seal of each Company this _____ day of _____, 20 _____.

Edward Sayago, Corporate Secretary
PHILADELPHIA INDEMNITY INSURANCE COMPANY

ACKNOWLEDGMENT

A notary public or other officer completing this certificate verifies only the identity of the individual who signed the document to which this certificate is attached, and not the truthfulness, accuracy, or validity of that document.

State of California
County of Riverside)

On August 17, 2021 before me, Sonal Shah, Notary Public
(insert name and title of the officer)

personally appeared Michael C. Taylor,
who proved to me on the basis of satisfactory evidence to be the person(s) whose name(s) is/are subscribed to the within instrument and acknowledged to me that he/she/they executed the same in his/her/their authorized capacity(ies), and that by his/her/their signature(s) on the instrument the person(s), or the entity upon behalf of which the person(s) acted, executed the instrument.

I certify under PENALTY OF PERJURY under the laws of the State of California that the foregoing paragraph is true and correct.

WITNESS my hand and official seal.

SONAL SHAH
NOTARY PUBLIC - CALIFORNIA
COMMISSION # 2216371
RIVERSIDE COUNTY
My Comm. Exp. September 30, 2021

Signature Sonal Shah **(Seal)**

CITY OF BEAUMONT PUBLIC WORKS DEPARTMENT
CONSTRUCTION COST WORKSHEET

NV5
Approved
Padma Asam
07/09/2021 9:50:13 AM

PROJECT NAME: Tract 36307 Along Dalton Way
DATE: 28-May-21

PP, CUP NO.: _____ BY: Timothy M. Muli, Michael Baker International

IMPROVEMENTS	FAITHFUL PERFORMANCE	100%
	LABOR & MATERIALS SECURITY	100%

	Construction Costs)	
Drainage	$	170,895.34
Sewer		-
Total	$	170,895.34
Warranty Retension (22.5%)	$	38,451.45
Drainage Plan Check Fees =	$	4,458.14
Sewer Plan Check Fees =	$	-
Street Inspection Fees =	$	7,430.23
Sewer Inspection Fees =	$	-

DESIGN ENGINEERS CALCULATIONS OF IMPROVEMENT BONDING COSTS

Construction items and their quantities as shown on attached sheets are accurate for the improvements required to construct the above project and the mathematical extensions using City's unit costs are accurate for determining bonding, plan check and inspection costs.

Above amounts do [ ] include additional 20% for recordation prior to having signed plans

Above amounts do not [x] include additional 20% for recordation prior to having signed plans

Engineer's Signature _____ Date 06/04/2021

Timothy M. Muli
Name typed or printed

REGISTERED PROFESSIONAL ENGINEER TIMOTHY MATT MULI No. 72992 Exp.12/31/22 CIVIL STATE OF CALIFORNIA
Civil Engineer's Stamp

FORM $ UNIT COSTS REVISED 09/06

*****PLEASE READ INSTRUCTIONS BELOW*****

1. Quantities to be taken from improvement plans, Unit costs to be as provided on "City of Beaumont Improvement Requirement Worksheet".

2. Show Bond Amounts to the nearest $500.

3. For construction items not covered by "City of Beaumont Improvement Worksheet", Design Engineer is to provide his opinion of construction cost and use of that cost. If City of Beaumont Unit Costs are determined to be too low in the opinion of the Design Engineer, the higher costs as provided by the Design Engineer should be used.

5/28/2021

CITY OF BEAUMONT
IMPROVEMENT REQUIREMENT WORKSHEET

PROJECT: Tract 36307 Along Dalton Way DATE: 5/28/2021

STORM DRAIN IMPROVEMENTS				
QTY	UNIT	ITEM	UNIT COST	AMOUNT
1	EA	Construct Manhole No. 2 Per Riverside County Std. Dwg No. MH252	$ 4,000.00	$ 4,000
1	EA	Construct RC Headwall Per Details on Sheet 1	$ 4,000.00	$ 4,000
315	LF	Install 18" RCP (D-Load Per Profile)	$ 70.00	$ 22,035
289	LF	Install 30" RCP (D-Load Per Profile)	$ 110.00	$ 31,796
3	EA	Construct Catch Basin per RCFC&WCD Std. Dwg. No. CB100 (W&V per Plan)	$ 3,000.00	$ 9,000
28	CY	Construct 1-Ton Loose Riprap Per Detail on Sheet 3	$ 125.00	$ 3,472
			Subtotal:	$ 74,302

A.	Subtotal	$ 148,605
B.	Contingency (15%)	$ 22,291
C.	Streets/Drainage Total (A + B)	$ 170,895

****

CITY OF BEAUMONT, CALIFORNIA

Drainage Improvement Plans

TRACT 36307 ALONG DALTON WAY

Located Within a Portion of Section 6, Township 3 South, Range 1 West, S.B.M.

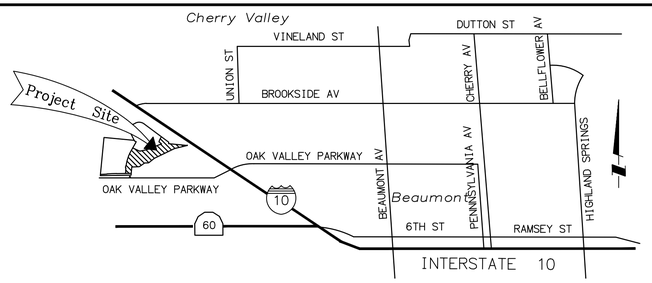

VICINITY MAP

STORM DRAIN NOTES

1. THE CONTRACTOR SHALL CONSTRUCT THE DRAINAGE IMPROVEMENT SHOWN ON THE DRAWINGS IN CONFORMANCE WITH THE REQUIREMENTS OF THE RIVERSIDE COUNTY FLOOD CONTROL AND WATER CONSERVATION DISTRICT DESIGN MANUAL STANDARD DRAWINGS, RECENT EDITION AND IN CONFORMANCE WITH THE REQUIREMENTS OF THE BEAUMONT DRAINAGE MANAGEMENT PLAN.
2. THE CONTRACTOR IS REQUIRED TO CONTACT ALL UTILITY AGENCIES REGARDING TEMPORARY SUPPORT AND SHORING REQUIREMENTS FOR THE VARIOUS UTILITIES SHOWN IN THE PLANS.
3. CONSTRUCTION INSPECTION WILL BE PERFORMED BY CITY OF BEAUMONT. CONTACT (951) 769-8520. THE CITY MUST BE NOTIFIED ONE WEEK PRIOR TO CONSTRUCTION.
4. ALL STATIONING REFERS TO THE CENTERLINE STATIONING OF THE STREET UNLESS OTHERWISE NOTED.
5. NOTIFY UNDERGROUND SERVICE ALERT AT 8-1-1 TWO DAYS PRIOR TO ANY EXCAVATIONS.
6. ALL CROSS SECTIONS ARE TAKEN LOOKING UPSTREAM.
7. ELEVATIONS AND LOCATIONS OF UTILITIES SHOWN ARE APPROXIMATE UNLESS OTHERWISE NOTED. ALL UTILITIES SHOWN ARE TO BE PROTECTED IN PLACE UNLESS OTHERWISE NOTED.
8. OPENINGS RESULTING FROM THE CUTTING OR PARTIAL REMOVAL OF EXISTING CULVERTS, PIPES OR SIMILAR STRUCTURES TO BE ABANDONED SHALL BE SEALED WITH 6 INCHES OF CLASS "B" CONCRETE AS DEFINED IN RIVERSIDE COUNTY ORDINANCE NO. 461.
9. PIPE CONNECTED TO THE MAINLINE PIPE SHALL CONFORM TO JUNCTION STRUCTURE NO 4 (JS 229) UNLESS OTHERWISE NOTED.
10. PIPE BEDDING SHALL CONFORM TO RCTD.
11. "V" IS THE DEPTH OF INLET AT THE CATCH BASINS MEASURED FROM THE TOP OF THE CURB TO THE INVERT OF CONNECTOR PIPE.
12. ALL CURBS, GUTTERS, SIDEWALKS, DRIVEWAYS AND OTHER EXISTING IMPROVEMENTS TO BE RECONSTRUCTED IN KIND PER LATEST COUNTY STANDARD AND AT THE SAME ELEVATION AND LOCATION AS THE EXISTING IMPROVEMENTS UNLESS OTHERWISE NOTED. FOR PAVEMENT OVERLAY, 0.10' MIN FOR FULL LANE WIDTH IS REQUIRED.
13. HYDRAULIC GRADE LINES SHOWN IN PROFILES ARE FOR 100 YEAR FREQUENCY FLOWS UNLESS OTHERWISE NOTED.
14. THE CONTRACTOR SHALL COMPLY WITH THE STATE AND LOCAL SAFETY CODES DURING THE PROGRESS OF WORK.
15. ALL PIPE LENGTHS ARE HORIZONTAL PROJECTIONS (NOT TRUE LENGTHS OF PIPE) AND ARE THE BASIS OF THE ESTIMATES OF QUANTITIES. THE CONTRACTOR SHALL DETERMINE THE TRUE QUANTITY OF PIPE REQUIRED FOR THIS PROJECT PRIOR TO PLACING THE ORDER.
16. ALL ELEVATIONS SHOWN ARE TO THE INVERTS OF PIPE, EXCEPT WHERE OTHERWISE NOTED.
17. AT THE DISCRETION OF THE ENGINEER AND THE CITY OF BEAUMONT, THE CONTRACTOR MAY BE REQUIRED TO VERIFY, BY POTHOLING, THE LOCATION OF POTENTIALLY AFFECTED UTILITIES.
18. CONTRACTOR SHALL DISPOSE OF ALL EXCESS EXCAVATED MATERIAL AT AN APPROVED DISPOSAL SITE.
19. ALL BACKFILL AND BEDDING AROUND STRUCTURES AND PIPES STALL BE COMPACTED TO NOT LESS THAN 90 PERCENT RELATIVE COMPACTION EXCEPT WHERE SUCH MATERIAL IS PLACED UNDER EXISTING PAVED ROADWAYS, IN WHICH CASE THE TOP 3 FEET, MEASURED FROM THE FINISH PAVING, SHALL BE COMPACTED TO 95 PERCENT RELATIVE COMPACTION.
20. ALL SURVEY MONUMENTS SHALL BE REPLACED AS REQUIRED. MONUMENTS SHALL BE TIED OUT PRIOR TO CONSTRUCTION AND REPLACED UPON COMPLETION OF CONSTRUCTION.
21. DEVELOPER SHALL BE FULLY RESPONSIBLE IN ASSURING THAT PROPOSED IMPROVEMENTS CONFORM TO THE APPROVED PLANS, SPECIFICATIONS, AND STANDARDS. WHERE DEVIATIONS EXIST, DEVELOPER SHALL PROPOSE CORRECTIVE MEASURES FOR REVIEW AND APPROVAL BY THE CITY.

PRIVATE ENGINEER NOTICE TO CONTRACTOR(S)

1. THE EXISTENCE AND LOCATION OF ANY UNDERGROUND UTILITIES OR STRUCTURES SHOWN ON THESE PLANS ARE OBTAINED BY A SEARCH OF AVAILABLE RECORDS. TO THE BEST OF OUR KNOWLEDGE, THERE ARE NO EXISTING UTILITIES EXCEPT THOSE SHOWN ON THESE PLANS. THE CONTRACTOR IS REQUIRED TO TAKE ALL PRECAUTIONARY MEASURES TO PROTECT THE UTILITIES SHOWN, AND ANY OTHER LINES OR STRUCTURES NOT SHOWN ON THESE PLANS AND IS RESPONSIBLE FOR THE PROTECTION OF, AND ANY DAMAGE TO THESE LINES OR STRUCTURES
2. IT SHALL BE THE CONTRACTORS RESPONSIBILITY TO NOTIFY THE OWNER OF ALL UTILITIES OR STRUCTURES CONCERNED BEFORE STARTING WORK.
3. QUANTITIES SHOWN HEREON ARE PROVIDED FOR BIDDING PURPOSES ONLY. CONTRACTOR SHALL BE RESPONSIBLE FOR VERIFYING ALL QUANTITIES PRIOR TO BIDDING FOR CONSTRUCTION.
4. THE PRIVATE ENGINEER SIGNING THESE PLANS IS RESPONSIBLE FOR ASSURING THE ACCURACY AND ACCEPTABILITY OF THE DESIGN HEREON. IN THE EVENT OF DISCREPANCIES ARISING AFTER CITY APPROVAL OR DURING CONSTRUCTION, THE PRIVATE ENGINEER SHALL BE RESPONSIBLE FOR DETERMINING AN ACCEPTABLE SOLUTION AND REVISING THE PLANS FOR APPROVAL BY THE CITY.

INDEX OF SHEETS

SHEET	DESCRIPTION
1	TITLE SHEET
2	LINE C PLAN & PROFILE STA 10+00 TO STA 15+66.72
3	LATERALS - LATC C-1 & LAT C-2

NOTE:
ALL ELEVATIONS ARE ABBREVIATED AND DO NOT REPRESENT ACTUAL ELEVATIONS. ADD 2000 FEET TO OBTAIN ACTUAL ELEVATION.

NOTE:
WORK CONTAINED WITHIN THESE PLANS SHALL NOT COMMENCE UNTIL AN ENCROACHMENT PERMIT AND/OR A GRADING PERMIT HAS BEEN ISSUED.

THE PRIVATE ENGINEER SIGNING THESE PLANS IS RESPONSIBLE FOR ASSURING THE ACCURACY AND ACCEPTABILITY OF THE DESIGN HEREON. IN THE EVENT OF DISCREPANCIES ARISING AFTER CITY APPROVAL OR DURING CONSTRUCTION, THE PRIVATE ENGINEER SHALL BE RESPONSIBLE FOR DETERMINING AN ACCEPTABLE SOLUTION AND REVISING THE PLANS FOR APPROVED BY THE CITY.

BASIS OF BEARINGS:
DESCRIPTION:
BEARINGS AND COORDINATES AS SHOWN HEREON ARE IN TERMS OF THE CALIORNIA COORDINATE SYSTEM OF 1983 (EPOCH 2004.00), ZONE 6; BASED LOCALLY UPON THE FOLLOWING CSRC STATIONS AS PUBLISHED BY THE CSRC:
CRFP N2322764.069 E6304246.059
CTMS N2352688.681 E6525221.205
MATH N2347786.009 E6271429.242
PIN1 N2392853.393 E6271429.242

LEGEND

RENFORCED CONCRETE PIPE	RCP
CAST-IN-PLACE PIPE	CIPP
FLOW LINE	FL
FINISHED GRADE	FG
STORM DRAIN	SD
FINISHED SURFACE	FS
TOP OF CURB	TC
HIGH POINT	HP
LOW POINT	LP
GRADE BREAK	GB
POINT OF COMPOUND CURVATURE	PCC
WATER SURFACE ELEVATION	WSEL
TOP OF PIPE	TOP
BOTTOM OF PIPE	BOP
TOP OF MANHOLE	TMH
TRANSITION STRUCTURE	TS
JUNCTION STRUCTURE	JS
EACH WAY	EW
EACH FACE	EF
PROP. STORM DRAIN	
EX. WATER LINE	
EX. SEWER LINE	
LOT NUMBER	79
PROPERTY LINE	PL
RIGHT-OF-WAY	R/W
CENTERLINE	CL
FLOWLINE	FL
SLOPE	

OWNER/APPLICANT

TRI POINTE HOMES
1250 CORONA POINTE CT, STE 600
CORONA, CA 92879
(951) 539-5294

LEGAL DESCRIPTION

BEING A SUBDIVISION OF REMAINDER LOT OF TRACT NO. 31288 ON FILE IN BOOK 431, PAGES 89 THROUGH 103, INCLUSIVE, OF MAPS IN THE OFFICE OF THE COUNTY RECORDER OF RIVERSIDE COUNTY, CALIFORNIA, LOCATED IN SECTION 35, T. 2 S., R. 1 W., S.B.M., TOGETHER WITH A PORTION OF GOVERNMENT LOT 4 LOCATED IN SECTION 6, T. 3 S., R. 1 W., S.B.M.

APN NUMBER

400-020-025 & 400-020-040

NOTE

1. APPROVAL OF THESE PLANS APPLIES ONLY WITHIN THE JURISDICTION OF THE CITY OF BEAUMONT.
2. TRENCHING FOR UTILITIES AND STRUCTURES IS NOT ALLOWED UNTIL SOIL COMPACTION REPORT IS SUBMITTED AND APPROVED BY THE PUBLIC WORKS DEPARTMENT.
3. THE CITY RESERVES THE RIGHT TO REQUIRE REVISION OF THE APPROVED PLANS TO CONFORM WITH CURRENT STANDARDS AND TO POST A NEW BOND IF CONSTRUCTION HAS NOT COMMENCED WITHIN TWO YEARS AFTER PLANS WERE APPROVED.

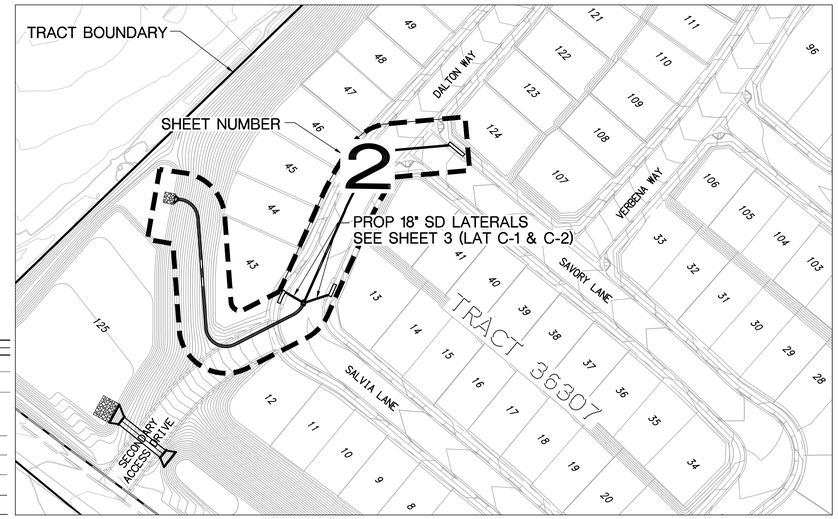

80 40 0 80 160 240
SCALE: 1"=80'

INDEX MAP

SCALE: 1"=60'

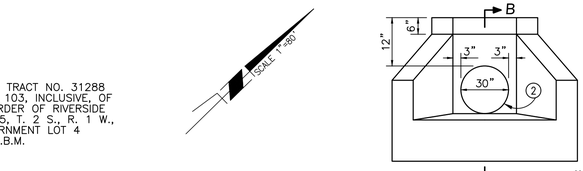

ELEVATION

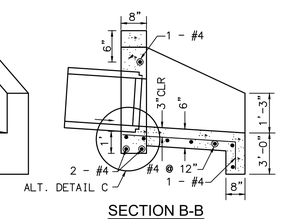

SECTION B-B

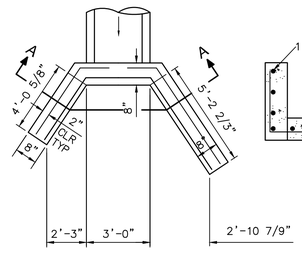

PLAN

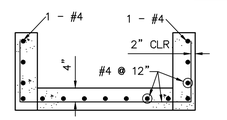

SECTION A-A

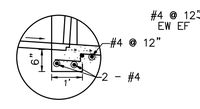

ALT. DETAIL C

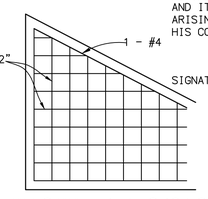

WING WALL REINFORCING

② STORM DRAIN OUTLET WING-TYPE HEADWALL FOR 30" PIPE

N.T.S.

NOTES:
1. TOP OF HEADWALL, ON GRADE CULVERTS, SHALL BE PLACED PARALLEL TO PROFILE GRADE WHEN THE GRADES ARE 3% OR MORE.
2. CONCRETE SHALL BE 560-C-3250.
3. EXPOSED CORNERS SHALL BE CHAMFERED 3/4".
4. FOR PIPE WALL THICKNESS GREATER THAN 3" USE ALTERNATE DETAIL C.

GENERAL NOTES

1. THIS PLAN SUPERSEDES ALL OTHER PLANS PREVIOUSLY APPROVED BY THE CITY OF BEAUMONT REGARDING IMPROVEMENTS SHOWN ON THIS SET OF PLANS.
2. APPROVAL OF THIS PLAN DOES NOT LESSEN OR WAIVE ANY PORTION OF THE BEAUMONT MUNICIPAL CODE, RESOLUTION OF CONDITIONAL APPROVAL, CITY STANDARDS OR OTHER ADDITIONAL DOCUMENTS LISTED HEREIN AS THEY MAY PERTAIN TO THIS PROJECT. THE ENGINEER IN RESPONSIBLE CHARGE SHALL REVISE THESE PLANS WHEN NON-CONFORMANCE IS DISCOVERED.
3. CITY APPROVAL OF PLANS DOES NOT RELIEVE THE DEVELOPER OR ENGINEER-OF-WORK FROM RESPONSIBILITY FOR THE CORRECTION OF ERRORS AND OMISSIONS DISCOVERED DURING CONSTRUCTION. ALL PLAN REVISIONS SHALL BE PROMPTLY SUBMITTED TO THE CITY ENGINEER FOR APPROVAL.
4. A RIGHT-OF-WAY PERMIT FROM THE BUILDING & SAFETY DEPARTMENT WILL BE REQUIRED FOR ANY WORK IN THE PUBLIC RIGHT OF WAY. PRIOR TO PERMIT ISSUANCE, A CERTIFICATE OF INSURANCE MUST BE FILED NAMING THE CITY OF BEAUMONT AS AN ADDITIONAL INSURED ON THE PERMITTEE'S POLICY IN THE MINIMUM AMOUNT OF $1,000,000.00 FOR EACH OCCURRENCE OF LIABILITY. THE INSURANCE COMPANY WRITING THE POLICY MUST HAVE A RATING OF "A-" OR BETTER AND A SIZE CATEGORY OF CLASS VII OR BETTER AS ESTABLISHED BY "BESTS" KEY RATING GUIDE.
5. NO WORK SHALL BE COMMENCED UNTIL ALL PERMITS HAVE BEEN OBTAINED FROM THE CITY AND OTHER APPROPRIATE AGENCIES.
6. REVISION OF THESE PLANS MAY BE REQUIRED IF THE PROPOSED IMPROVEMENTS ARE NOT CONSTRUCTED PRIOR TO THE DEADLINE DATE OF THE IMPROVEMENT AGREEMENT.
7. NO REVISIONS WILL BE MADE TO THESE PLANS WITHOUT THE WRITTEN APPROVAL OF THE CITY ENGINEER, NOTED WITHIN THE REVISION BLOCK, ON THE APPROPRIATE SHEET OF THE PLANS AND TITLE SHEET.
8. ORIGINAL DRAWINGS SHALL BECOME THE PROPERTY OF THE CITY UPON BEING SIGNED BY THE CITY ENGINEER.
9. THE ORIGINAL DRAWING SHALL BE REVISED TO REFLECT AS-BUILT CONDITIONS BY THE ENGINEER-OF-WORK PRIOR TO FINAL ACCEPTANCE OF THE WORK BY THE CITY.
10. ACCESS FOR FIRE AND OTHER EMERGENCY VEHICLES SHALL BE MAINTAINED TO THE PROJECT SITE AT ALL TIMES DURING CONSTRUCTION.
11. WHERE TRENCHES ARE WITHIN CITY EASEMENTS, A SOILS REPORT COMPRISED OF:
    A. SUMMARY SHEET
    B. LABORATORY WORK SHEETS
    C. COMPACTION CURVES, SHALL BE SUBMITTED BY A PROFESSIONAL ENGINEER OF THE STATE OF CALIFORNIA, PRINCIPALLY DOING BUSINESS IN THE FIELD OF APPLIED SOILS MECHANICS. THE SOILS REPORT WILL BE SUBMITTED TO THE CITY ENGINEERING INSPECTOR WITHIN TWO WORKING DAYS OF COMPLETION OF FIELD TESTS. THE WRITTEN FIELD COMPACTION REPORT(S) SHALL BE IMMEDIATELY SUBMITTED TO THE CITY ENGINEERING INSPECTOR UPON COMPLETION OF THE FIELD TESTS.
12. A PRECONSTRUCTION MEETING SHALL BE HELD AT THE SITE PRIOR TO THE BEGINNING OF WORK AND SHALL BE ATTENDED BY ALL REPRESENTATIVES RESPONSIBLE FOR CONSTRUCTION, INSPECTION, SUPERVISION, TESTING AND ALL OTHER ASPECTS OF THE WORK. THE CONTRACTOR SHALL SCHEDULE THE MEETING BY CALLING THE INSPECTION LINE AT (951) 572-3224 AT LEAST FIVE (5) WORKING DAYS PRIOR TO STARTING CONSTRUCTION. APPROVED DRAWINGS MUST BE AVAILABLE PRIOR TO SCHEDULING.
13. ALL INSPECTION REQUESTS OTHER THAN FOR THE PRECONSTRUCTION MEETING WILL BE MADE BY CALLING THE BUILDING AND SAFETY INSPECTION REQUEST LINE AT (951) 572-3224. INSPECTION REQUESTS MUST BE RECEIVED PRIOR TO 2:00 P.M. ON THE DAY BEFORE THE INSPECTION IS NEEDED. INSPECTIONS WILL BE MADE THE NEXT WORK DAY UNLESS YOU REQUEST OTHERWISE. REQUESTS MADE AFTER 2:00 P.M. WILL BE SCHEDULED FOR TWO FULL WORK DAYS LATER.
14. THE OWNER AND/OR APPLICANT THROUGH THE DEVELOPER AND/OR CONTRACTOR SHALL DESIGN, CONSTRUCT AND MAINTAIN ALL SAFETY DEVICES, INCLUDING SHORING, AND SHALL BE SOLELY RESPONSIBLE FOR CONFORMING TO ALL LOCAL, STATE AND FEDERAL SAFETY AND HEALTH STANDARDS, LAWS AND REGULATIONS.
15. THE CONTRACTOR SHALL CONFORM TO LABOR CODE SECTION 6705 BY SUBMITTING A DETAIL PLAN TO THE CITY ENGINEER AND/OR CONCERNED AGENCY SHOWING THE DESIGN OF SHORING, BRACING SLOPE OR OTHER PROVISIONS TO BE MADE OF WORKER PROTECTION FROM THE HAZARD OF CAVING GROUND DURING THE EXCAVATION OF SUCH TRENCH OR TRENCHES OR DURING THE PIPE INSTALLATION THEREIN. THIS PLAN MUST BE PREPARED FOR ALL TRENCHES FIVE FEET (5') OR MORE IN DEPTH AND APPROVED BY THE CITY ENGINEER AND/OR CONCERNED AGENCY PRIOR TO EXCAVATION. IF THE PLAN VARIES FROM THE SHORING SYSTEM STANDARDS ESTABLISHED BY THE CONSTRUCTION SAFETY ORDERS, TITLE 8 CALIFORNIA ADMINISTRATIVE CODE, THE PLAN SHALL BE PREPARED BY A REGISTERED ENGINEER AT THE CONTRACTORS EXPENSE. A COPY OF THE OSHA EXCAVATION PERMIT MUST BE SUBMITTED TO THE INSPECTOR PRIOR TO EXCAVATION.
16. IF ANY ARCHAEOLOGICAL RESOURCES ARE DISCOVERED WITHIN ANY WORK ZONE DURING CONSTRUCTION, OPERATIONS WILL CEASE IMMEDIATELY, AND THE PERMITTEE WILL NOTIFY THE CITY ENGINEER. OPERATIONS WILL NOT RESTART UNTIL THE PERMITTEE HAS RECEIVED WRITTEN AUTHORITY FROM THE CITY ENGINEER TO DO SO.
17. ALL OPERATIONS CONDUCTED ON THE SITE OR ADJACENT THERETO SHALL ADHERE TO THE NOISE ORDINANCE SET FORTH BY THE CITY MUNICIPAL CODE. ALL OPERATIONS SHALL BE LIMITED BY THE NOISE ORDINANCE TO THE LEVEL OF DECIBELS SPECIFIED FOR THE AREA AND TIME PERIOD. CONSTRUCTION ACTIVITIES WILL BE LIMITED TO THE PERIOD BETWEEN 7:00 A.M. AND 6:00 P.M. EACH DAY MONDAY THROUGH FRIDAY, UNLESS OTHERWISE PERMITTED.
18. ALL OFF-SITE HAUL ROUTES SHALL BE SUBMITTED BY THE CONTRACTOR TO THE CITY ENGINEER FOR APPROVAL TWO FULL WORKING DAYS PRIOR TO BEGINNING OF WORK. THE CONTRACTOR SHALL BE RESPONSIBLE FOR ANY DEBRIS OR DAMAGE OCCURRING ALONG THE HAUL ROUTE OR ADJACENT STREETS AS A RESULT OF THE GRADING OPERATION.
19. NO BLASTING SHALL BE COMMENCED WITHOUT A CITY ENGINEER APPROVED BLASTING PROGRAM AND BLASTING PERMIT.
20. THE EXISTENCE AND LOCATION OF UTILITY STRUCTURES AND FACILITIES SHOWN ON THE CONSTRUCTION PLANS WERE OBTAINED BY A SEARCH OF THE AVAILABLE RECORDS. ATTENTION IS CALLED TO THE POSSIBLE EXISTENCE OF OTHER UTILITY FACILITIES OR STRUCTURES NOT SHOWN OR IN A LOCATION DIFFERENT FROM THAT SHOWN ON THE PLANS. THE CONTRACTOR IS REQUIRED TO TAKE DUE PRECAUTIONARY MEASURES TO PROTECT THE UTILITIES SHOWN ON THE PLANS AND ANY OTHER EXISTING FACILITIES OR STRUCTURES NOT SHOWN.
21. THE CONTRACTOR SHALL VERIFY THE LOCATION OF ALL EXISTING FACILITIES (ABOVEGROUND AND UNDERGROUND) WITHIN THE PROJECT SITE SUFFICIENTLY AHEAD OF THE CONSTRUCTION TO PERMIT THE REVISIONS OF THE CONSTRUCTION PLANS IF IT IS FOUND THAT THE ACTUAL LOCATIONS ARE IN CONFLICT WITH THE PROPOSED WORK.
22. THE CONTRACTOR SHALL NOTIFY AFFECTED UTILITY COMPANIES (SEE BELOW) AT LEAST TWO FULL WORKING DAYS PRIOR TO STARTING CONSTRUCTION NEAR THEIR FACILITIES AND SHALL COORDINATE WORK WITH A COMPANY REPRESENTATIVE.
    UNDERGROUND SERVICE ALERT (800) 422-4133
    SOUTHERN CALIFORNIA EDISON (800) 409-2365
    AT&T (800) 892-0123
    TIME WARNER CABLE (760) 340-2225
    COX COMMUNICATIONS (888) 423-3913
23. IN ACCORDANCE THE CITY STORM WATER STANDARDS ALL STORM DRAIN INLETS CONSTRUCTED BY THIS PLAN SHALL INCLUDE "STENCILS" BE ADDED TO PROHIBIT WASTE DISCHARGE DOWNSTREAM. STENCILS SHALL BE ADDED TO THE SATISFACTION OF THE CITY ENGINEER.

DECLARATION OF ENGINEER OF RECORD:

I HEREBY DECLARE THAT IN MY PROFESSIONAL OPINION, THE DESIGN OF THE IMPROVEMENTS AS SHOWN ON THESE PLANS COMPLIES WITH THE CURRENT PROFESSIONAL ENGINEERING STANDARDS AND PRACTICES. AS THE ENGINEER IN RESPONSIBLE CHARGE OF THE DESIGN OF THESE IMPROVEMENTS, I ACCEPT FULL RESPONSIBILITY FOR SUCH DESIGN. I UNDERSTAND AND ACKNOWLEDGE THAT THE PLAN CHECK OF THESE PLANS BY THE CITY OF BEAUMONT IS A REVIEW FOR THE LIMITED PURPOSE OF ENSURING THAT THESE PLANS COMPLY WITH CITY PROCEDURES AND OTHER APPLICABLE CODES AND ORDINANCES. THE PLAN REVIEW PROCESS IS NOT A DETERMINATION OF THE TECHNICAL ADEQUACY OF THE DESIGN OF THE IMPROVEMENTS. SUCH PLAN CHECK DOES NOT THEREFORE RELIEVE ME OF MY DESIGN RESPONSIBILITY.

AS THE ENGINEER OF RECORD, I AGREE TO DEFEND AND INDEMNIFY THE CITY OF BEAUMONT, ITS OFFICERS, ITS AGENTS, AND ITS EMPLOYEES FROM ANY AND ALL LIABILITY, CLAIMS, DAMAGES, OR INJURIES TO ANY PERSON OR PROPERTY ARISING FROM NEGLIGENT ACTS, ERRORS OR OMISSIONS OF THE ENGINEER OF RECORD, HIS EMPLOYEES, HIS AGENTS OR HIS CONSULTANTS.

SIGNATURE: DATE: 6-18-2021
LICENSE No. C72992 EXP. 12-31-2022

CONSTRUCTION NOTES

		QTY ESTIMATES UNIT	QTY.
1	CONSTRUCT MANHOLE NO. 2 PER RIVERSIDE COUNTY FLOOD CONTROL STD DWG NO. MH252	EA	1
2	CONSTRUCT RC HEADWALL PER DETAILS ON SHEET 1	EA	1
3	INSTALL 18" RCP OR CIPP STORM DRAIN (D-LOAD PER PROFILE)	LF	315
4	CONSTRUCT 1-TON LOOSE ROCK RIPRAP PER DETAIL ON SHEET 3	CY	28
5	CONSTRUCT CATCH BASIN PER RCFC&WCD STD. DWG. NO. CB100 (W & V PER PLAN)	EA	3
6	INSTALL 30" RCP OR CIPP STORM DRAIN (D-LOAD PER PROFILE)	LF	289

CONSTRUCTION CONTRACTOR AGREES THAT IN ACCORDANCE WITH GENERALLY ACCEPTED CONSTRUCTION PRACTICES, CONSTRUCTION CONTRACTOR WILL BE REQUIRED TO ASSUME SOLE AND COMPLETE RESPONSIBILITY FOR JOB SITE CONDITIONS DURING THE COURSE OF CONSTRUCTION OF THE PROJECT, INCLUDING SAFETY OF ALL PERSONS AND PROPERTY; THAT THIS REQUIREMENT SHALL BE MADE TO APPLY CONTINUOUSLY AND NOT BE LIMITED TO NORMAL WORKING HOURS, AND CONSTRUCTION CONTRACTOR FURTHER AGGREES TO DEFEND, INDEMNIFY AND HOLD DESIGN PROFESSIONAL HARMLESS FROM ANY AND ALL LIABILITY, REAL OR ALLEGED, IN CONNECTION WITH THE PERFORMANCE OF WORK ON THIS PROJECT, EXCEPTING LIABILITY ARISING FROM THE SOLE NEGLIGENCE OF DESIGN PROFESSIONAL.

UNAUTHORIZED CHANGES & USES:

THE ENGINEER PREPARING THESE PLANS WILL NOT BE RESPONSIBLE FOR, OR LIABLE FOR, UNAUTHORIZED CHANGES TO OR USES OF THESE PLANS. ALL CHANGES TO THE PLANS MUST BE IN WRITING & MUST BE APPROVED BY THE PREPARER OF THESE PLANS.

WDID # 833C392309

DIGALERT
Call 2 Working Days Before You Dig! 811

BENCHMARK: CITY OF BEAUMONT
DESCRIPTION:
ELEVATIONS AS SHOWN HEREON ARE IN TERMS OF THE NATIONAL GEODETIC VERTICAL DATUM OF 1929 BASED LOCALLY UPON THE FOLLOWING CITY OF BEAUMONT BENCH MARKS:
BM_11 2602.810
BM_12 2606.040
BM_14 2590.840

BY	MARK	DESCRIPTION	APPR.	DATE
ENGINEER		REVISIONS	CITY	

Michael Baker INTERNATIONAL
75410 Gerald Ford Dr. Ste:100
Palm Desert, CA 92211
Phone: (760) 346-7481
MBAKERINTL.COM

TIMOTHY MATU MULI 6/18/2021
R.C.E. 72992 * EXP. 12/31/2022 DATE

SEAL: REGISTERED PROFESSIONAL ENGINEER TIMOTHY MATU MULI No. 72992 Exp. 12/31/22 CIVIL STATE OF CALIFORNIA

DESIGN BY: TMM
DRAWN BY: EC
CHECKED BY: TMM
SCALE: AS NOTED
DATE: JANUARY 2021
JOB NUMBER: 180216

CITY of BEAUMONT CALIFORNIA INC. NOV. 16, 1912

Reviewed By: Staff Engineer Date: 7/8/2021
Recommended for Approval By: Administrative Engineer Date: 7/8/2021
Approved By: City Engineer/Director of Public Works: Date: 07/12/2021

CITY OF BEAUMONT, PUBLIC WORKS DEPARTMENT
ENGINEERING DIVISION
550E. 6th St
Beaumont, CA 92223
TEL: (951) 769-8520 FAX: (951) 769-8526

CITY OF BEAUMONT, CALIFORNIA
STORM DRAIN PLANS
TRACT 36307
TITLE SHEET
WITHIN A PORTION OF SEC. 6, T. 3 S., R. 1 W., S.B.M.
FOR: TRI POINTE HOMES

SHEET 1 OF 3 SHEETS
FILE NO: 3366
PW2021-0639

REVISED: 06/18/202
Item 5.
P:\DATA\TOURNAMENT_HILLS_WILSON\CADD\LAND\DLV\IMPROVE\STORM DRAIN\TRACT 36307\180216-SD-001.DWG JACOB.ZEPEDA 6/18/21 8:17 am
100

PROFILE SCALE:
HORIZ: 1" = 40'
VERT: 1" = 4'

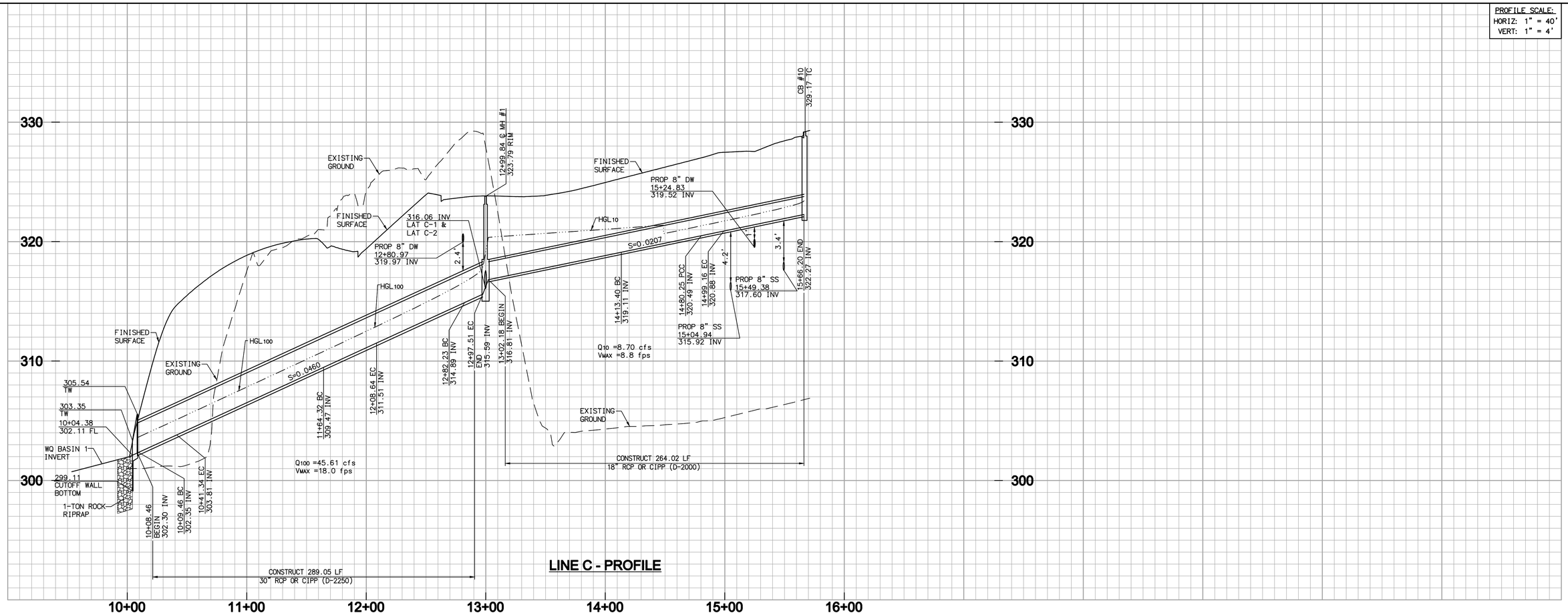

LINE C - PROFILE

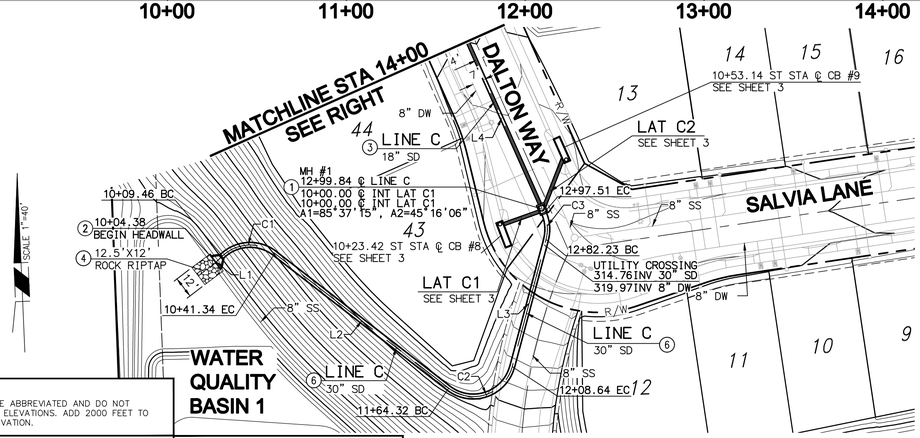

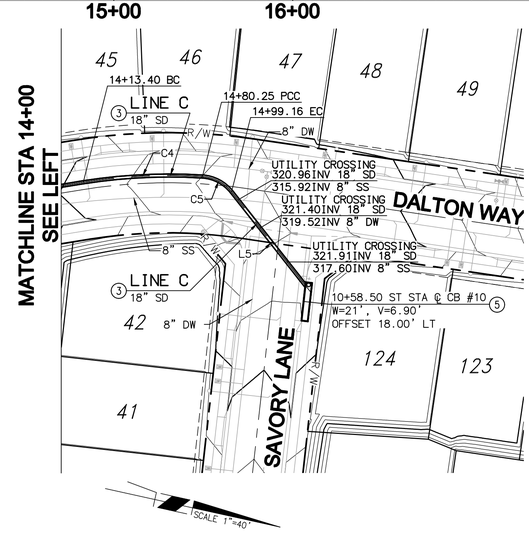

LINE C

LINE/CURVE DATA TABLE						
NO.	BEARING/DELTA	RADIUS	LENGTH	TANGENT	SIZE	MATERIAL
C1	81°10'01"	22.50'	31.87'	19.27'	30"	RCP OR CIPP
C2	112°52'48"	22.50'	44.33'	33.92'	30"	RCP OR CIPP
C3	38°54'49"	22.50'	15.28'	7.95'	30"	RCP OR CIPP
C4	12°45'59"	300.00'	66.85'	33.56'	18"	RCP OR CIPP
C5	48°09'39"	22.50'	18.91'	10.06'	18"	RCP OR CIPP
L1	N49°03'06"E	--	9.46'	--	30"	RCP OR CIPP
L2	S49°46'53"E	--	122.98'	--	30"	RCP OR CIPP
L3	N17°20'19"E	--	73.58'	--	30"	RCP OR CIPP
L4	N21°34'30"W	--	115.90'	--	18"	RCP OR CIPP
L5	N39°21'08"E	--	72.02'	--	18"	RCP OR CIPP

CONSTRUCTION NOTES

1. CONSTRUCT MANHOLE NO. 2 PER RIVERSIDE COUNTY FLOOD CONTROL STD DWG NO. MH252
2. CONSTRUCT RC HEADWALL PER DETAILS ON SHEET 1
3. INSTALL 18" RCP OR CIPP STORM DRAIN (D-LOAD PER PROFILE)
4. CONSTRUCT 1-TON LOOSE ROCK RIPRAP PER DETAIL ON SHEET 3
5. CONSTRUCT CATCH BASIN PER RCFC&WCD STD. DWG. NO. CB100 (W & V PER PLAN)
6. INSTALL 30" RCP OR CIPP STORM DRAIN (D-LOAD PER PROFILE)

40 20 0 40 80 120
SCALE: 1"=40'

NOTE:
ALL ELEVATIONS ARE ABBREVIATED AND DO NOT REPRESENT ACTUAL ELEVATIONS. ADD 2000 FEET TO OBTAIN ACTUAL ELEVATION.

NOTE:
WORK CONTAINED WITHIN THESE PLANS SHALL NOT COMMENCE UNTIL AN ENCROACHMENT PERMIT AND/OR A GRADING PERMIT HAS BEEN ISSUED.

THE PRIVATE ENGINEER SIGNING THESE PLANS IS RESPONSIBLE FOR ASSURING THE ACCURACY AND ACCEPTABILITY OF THE DESIGN HEREON. IN THE EVENT OF DISCREPANCIES ARISING AFTER CITY APPROVAL OR DURING CONSTRUCTION, THE PRIVATE ENGINEER SHALL BE RESPONSIBLE FOR DETERMINING AN ACCEPTABLE SOLUTION AND REVISING THE PLANS FOR APPROVED BY THE CITY.

BASIS OF BEARINGS:
DESCRIPTION:
BEARINGS AND COORDINATES AS SHOWN HEREON ARE IN TERMS OF THE CALIORNIA COORDINATE SYSTEM OF 1983 (EPOCH 2004.00), ZONE 6; BASED LOCALLY UPON THE FOLLOWING CSRC STATIONS AS PUBLISHED BY THE CSRC:
CRFP N2322764.069 E6304246.059
CTMS N2352688.681 E6525221.205
MATH N2347786.009 E6271429.242
PIN1 N2392853.393 E6271429.242

DIGALERT
Call 2 Working Days Before You Dig! 811

BENCHMARK: CITY OF BEAUMONT
DESCRIPTION:
ELEVATIONS AS SHOWN HEREON ARE IN TERMS OF THE NATIONAL GEODETIC VERTICAL DATUM OF 1929 BASED LOCALLY UPON THE FOLLOWING CITY OF BEAUMONT BENCH MARKS:
BM_11 2602.810
BM_12 2606.040
BM_14 2590.840

BY	MARK	DESCRIPTION	APPR.	DATE
ENGINEER		REVISIONS	CITY	

Michael Baker INTERNATIONAL
75410 Gerald Ford Dr. Ste:100
Palm Desert, CA 92211
Phone: (760) 346-7481
MBAKERINTL.COM

TIMOTHY MATU MULI 6/18/2021
R.C.E. 72992 * EXP. 12/31/2022 DATE

SEAL: REGISTERED PROFESSIONAL ENGINEER TIMOTHY MATU MULI No. 72992 Exp. 12/31/22 CIVIL STATE OF CALIFORNIA

DESIGN BY: TMM
DRAWN BY: EC
CHECKED BY: TMM
SCALE: AS NOTED
DATE: JANUARY 2021
JOB NUMBER: 180216

CITY of BEAUMONT CALIFORNIA INC. NOV. 18, 1912

Reviewed By: Staff Engineer Date: 7/8/2021
Recommended for Approval By: Administrative Engineer Date: 7/8/2021
Approved By: City Engineer/Director of Public Works Date: 07/12/2021

CITY OF BEAUMONT, PUBLIC WORKS DEPARTMENT
ENGINEERING DIVISION
550E. 6th St
Beaumont, CA 92223
TEL: (951) 769-8520 FAX: (951) 769-8526

CITY OF BEAUMONT, CALIFORNIA
STORM DRAIN PLANS
TRACT 36307
LINE C STA 10+00 TO STA 15+66.72
WITHIN A PORTION OF SEC. 6, T. 3 S., R. 1 W., S.B.M.
FOR: TRI POINTE HOMES

SHEET 2 OF 3 SHEETS
FILE NO: 3366
PW2021-0639

REVISED: 06/18/21

H:\PDATA\TOURNAMENT_HILLS_WILSON\CADD\LAND\DLV\IMPROVE\STORM DRAIN\TRACT 36307\180216-SD-002.DWG JACOB.ZEPEDA 6/18/21 8:55 am

PROFILE SCALE:
HORIZ: 1" = 40'
VERT: 1" = 4'

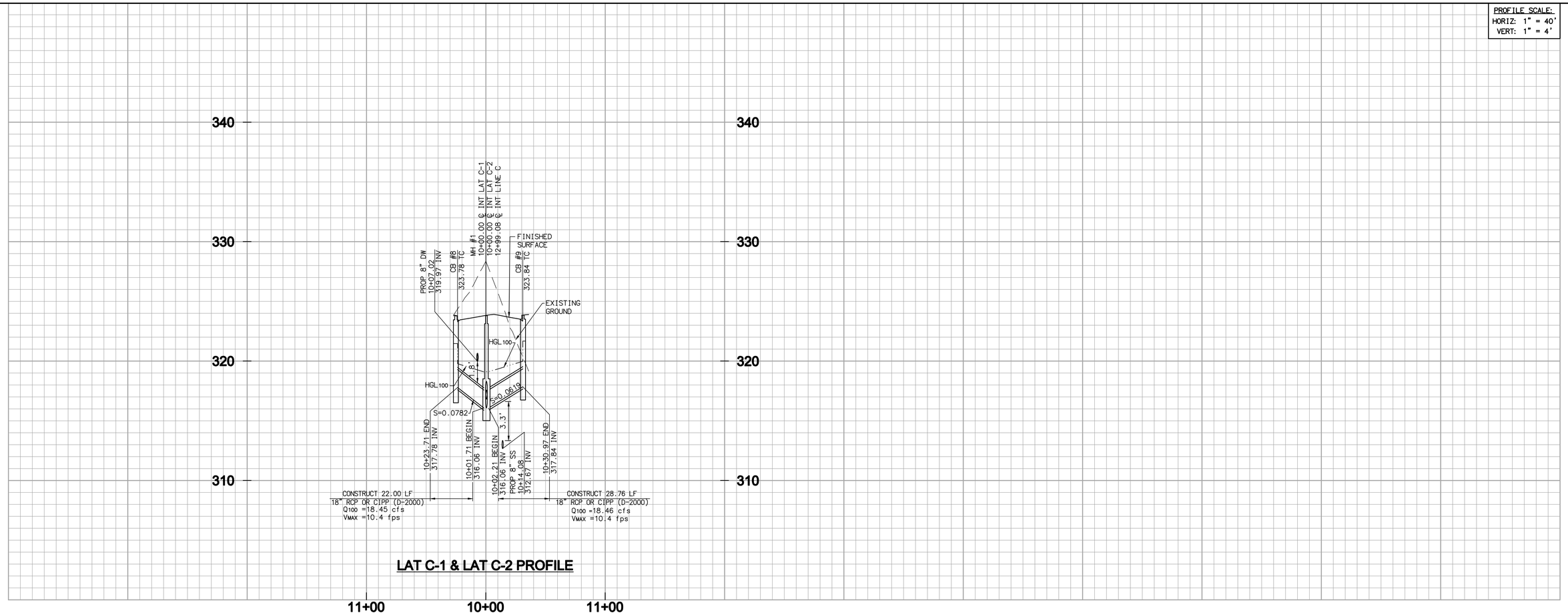

LAT C-1 & LAT C-2 PROFILE

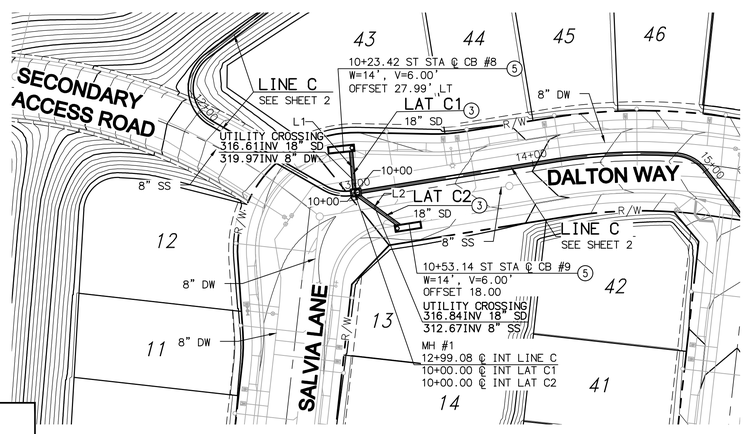

LAT C1 & LAT C-2 PLAN

1 TON ROCK GRADATION TABLE

WEIGHT	PERCENT LARGER THAN
2 TON	0 - 5
1 TON	50 - 100
1/4 TON	95 - 100

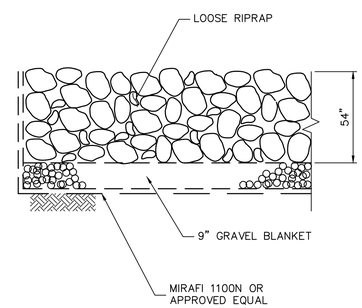

TYPICAL SECTION

CONSTRUCTION NOTES

(3) INSTALL 18" RCP OR CIPP STORM DRAIN (D-LOAD PER PROFILE)

(5) CONSTRUCT CATCH BASIN PER RCFC&WCD STD. DWG. NO. CB100 (W & V PER PLAN)

(4) **LOOSE RIPRAP DETAILS**
NOT TO SCALE

LINE/CURVE DATA TABLE

NO.	BEARING/DELTA	RADIUS	LENGTH	TANGENT	SIZE	MATERIAL
L1	S72°48'15"W	--	27.09'	--	18"	RCP OR CIPP
L2	N23°41'36"E	--	35.89'	--	18"	RCP OR CIPP

40 20 0 40 80 120
SCALE: 1"=40'

NOTE:
ALL ELEVATIONS ARE ABBREVIATED AND DO NOT REPRESENT ACTUAL ELEVATIONS. ADD 2000 FEET TO OBTAIN ACTUAL ELEVATION.

NOTE:
WORK CONTAINED WITHIN THESE PLANS SHALL NOT COMMENCE UNTIL AN ENCROACHMENT PERMIT AND/OR A GRADING PERMIT HAS BEEN ISSUED.

THE PRIVATE ENGINEER SIGNING THESE PLANS IS RESPONSIBLE FOR ASSURING THE ACCURACY AND ACCEPTABILITY OF THE DESIGN HEREON. IN THE EVENT OF DISCREPANCIES ARISING AFTER CITY APPROVAL OR DURING CONSTRUCTION, THE PRIVATE ENGINEER SHALL BE RESPONSIBLE FOR DETERMINING AN ACCEPTABLE SOLUTION AND REVISING THE PLANS FOR APPROVED BY THE CITY.

BASIS OF BEARINGS:
DESCRIPTION:
BEARINGS AND COORDINATES AS SHOWN HEREON ARE IN TERMS OF THE CALIORNIA COORDINATE SYSTEM OF 1983 (EPOCH 2004.00), ZONE 6; BASED LOCALLY UPON THE FOLLOWING CSRC STATIONS AS PUBLISHED BY THE CSRC:
CRFP N2322764.069 E6304246.059
CTMS N2352688.681 E6525221.205
MATH N2347786.009 E6271429.242
PIN1 N2392853.393 E6271429.242

DIGALERT
Call 2 Working Days Before You Dig!
811

BENCHMARK: CITY OF BEAUMONT
DESCRIPTION:
ELEVATIONS AS SHOWN HEREON ARE IN TERMS OF THE NATIONAL GEODETIC VERTICAL DATUM OF 1929 BASED LOCALLY UPON THE FOLLOWING CITY OF BEAUMONT BENCH MARKS:
BM_11 2602.810
BM_12 2606.040
BM_14 2590.840

BY	MARK	DESCRIPTION	APPR.	DATE
ENGINEER		REVISIONS	CITY	

Michael Baker INTERNATIONAL
75410 Gerald Ford Dr. Ste:100
Palm Desert, CA 92211
Phone: (760) 346-7481
MBAKERINTL.COM

TIMOTHY MATU MULI
R.C.E. 72992 * EXP. 12/31/2022
6/18/2021
DATE

SEAL
REGISTERED PROFESSIONAL ENGINEER
TIMOTHY MATU MULI
No. 72992
Exp. 12/31/22
CIVIL
STATE OF CALIFORNIA

DESIGN BY: TMM
DRAWN BY: EC
CHECKED BY: TMM
SCALE: AS NOTED
DATE: JANUARY 2021
JOB NUMBER: 180216

Reviewed By: _____ Staff Engineer Date: 7/8/2021
Recommended for Approval By: _____ Administrative Engineer Date: 7/8/2021
Approved By: _____ City Engineer/Director of Public Works Date: 07/12/2021

CITY OF BEAUMONT, PUBLIC WORKS DEPARTMENT
ENGINEERING DIVISION
550E. 6th St
Beaumont, CA 92223
TEL: (951) 769-8520 FAX: (951) 769-8526

CITY OF BEAUMONT, CALIFORNIA
STORM DRAIN PLANS
TRACT 36307
LATERALS - LAT C-1 & LAT C-2
WITHIN A PORTION OF SEC. 6, T. 3 S., R. 1 W., S.B.M.
FOR: TRI POINTE HOMES

SHEET 3 OF 3 SHEETS
FILE NO: 3366
PW2021-0639

REVISED: 06/18/21
Item 5.
H:\PDATA\TOURNAMENT_HILLS_WILSON\CADD\LAND\DLV\IMPROVE\STORM DRAIN\TRACT 36307\180216-SD-003.DWG JACOB.ZEPEDA 6/18/21 9:02 am

Rev. 07 22 2020

Basic Gov (Sales Force) # PW2021-0638
File # 3361

AGREEMENT TO PROVIDE SECURITY FOR IMPROVEMENTS FOR TRACT MAP OR PARCEL MAP OR PLOT PLAN

(Tract Map/Parcel Map/Plot Plan No. 36307-1)

THIS AGREEMENT TO PROVIDE SECURITY FOR IMPROVEMENTS ("Security Agreement") is made by and between CITY OF BEAUMONT ("CITY") and Tri Pointe Homes IE-SD, Inc. a California [if other state specify the state] [corporation] or [limited liability company] or [limited partnership] ("DEVELOPER").

RECITALS

A. DEVELOPER has applied to the CITY for permission to develop certain real property, pursuant to Tract Map/Parcel Map/Plot Plan # 36307-1 , ("Map"). DEVELOPER has also asked the CITY to accept the dedication of the street or streets and other proposed public rights-of-way, parks and recreation facilities, and easements as depicted on the Map and to otherwise approve the Map so that it may be recorded as required by law; and

B. The CITY requires, as a condition precedent to the acceptance and approval of the Map and the dedication of the public rights-of-way and easements depicted thereon, that such rights-of-way be improved with (for example) grading, paving, curbs, gutters, sidewalks, street lights, stormdrains, sanitary sewers and appurtenances thereto, street name signs, survey monuments, electrical and telecommunications, water pipes, water mains, fire hydrants and appurtenances thereto, and landscaping, including any warranty work for all such improvements (collectively, "Improvements"); and

C. The Improvements have not yet been constructed and completed and it is the purpose of this Security Agreement to set forth the terms and conditions by which the DEVELOPER shall guarantee that such Improvements shall be constructed and completed within the time set forth herein.

AGREEMENT

NOW, THEREFORE, in consideration of the acceptance of the DEVELOPER's offer of dedication and the approval of the Map for filing and recording as provided and required by law, the CITY and the DEVELOPER hereby agree as follows:

1. Provision of Improvements. DEVELOPER shall provide, at the DEVELOPER's sole cost and expense, all necessary labor and materials to complete the construction of the Improvements depicted on the Map and described in the conditions of approval of the Map within one (1) year of the date of this Security Agreement.

2. Inspection by the CITY. The CITY shall inspect, at the DEVELOPER's sole cost and expense, all of the work, labor and materials performed and provided by the DEVELOPER in connection with the Improvements.

3. Compliance with Plans and Specifications. The Improvements shall be constructed and installed in strict accordance with the CITY-approved plans and specifications.

4. Security for Performance. Concurrently with the execution of this Security Agreement by DEVELOPER, DEVELOPER shall deliver to the CITY a performance bond issued by a corporate surety in substantially the form required by California Government Code 66499.1 and attached hereto as **Exhibit "A"**, in an amount that is not less than 100% of the total estimated cost of the Improvements and any warranty therefor. The performance bond shall be issued by an "admitted" corporate surety insurer authorized to do business in the State of California and the surety insurer shall have an A.M. Best rating of at least "A, XV". The surety insurer shall have assets exceeding its liabilities in the amount equal to or in excess of the amount of the bond, and the bond shall not be in excess of 10% of the surety insurer's assets. The security or bond shall also insure against any and all defects in the Improvements for a period of not less than one full year after the date of acceptance thereof by the CITY. The bond shall be duly executed and shall meet all the requirements of Section 995.660 of the California Code of Civil Procedure.

5. Security for Contractors, Subcontractors, Laborers and Materialmen. The DEVELOPER shall also provide a payment bond issued by a corporate surety for the security of laborers and materialmen, which bond or bonds shall be in substantially the form required by California Government Code Section 66499.2 attached hereto as **Exhibit "B"** and made a part hereof. The amount of the bond(s) shall be no less than 100% of the total estimated amount needed to secure payment to the contractor, to the subcontractors, and to the persons furnishing labor, materials, or equipment to them for the Improvements. The laborers and materialmen bond shall be provided by an "admitted" corporate surety insurer authorized to transact surety insurance in the State of California with an A.M. Best rating of "A, XV", and with assets exceeding its liabilities in the amount equal to or in excess of the amount of the bond, and the bond shall not be in excess of 10% of the surety insurer's assets. The bond shall be duly executed and shall meet all the requirements of Section 995.660 of the California Code of Civil Procedure.

6. General Liability and Worker's Compensation Insurance. The DEVELOPER shall, before commencing any work, obtain commercial general liability insurance (primary) of not less than $2,000,000.00 per occurrence for all coverages and $2,000,000.00 general aggregate. The CITY and its employees and agents shall be added as additional insureds. Coverage shall apply on a primary non-contributing basis in relation to any other insurance or self-insurance, primary or excess, available to the CITY or any employee or agent of the CITY. Coverage shall not be limited to the vicarious liability or supervisory role of any additional insured. Coverage shall contain no contractors' limitation endorsement. There shall be no endorsement or modification limiting the scope of coverage for liability arising from pollution, explosion, collapse, underground property damage or employment-related practices. Such insurance shall not prohibit the DEVELOPER, and its employees or agents, from waiving the right of subrogation prior to a loss. The DEVELOPER waives its right of subrogation against the CITY. Unless otherwise approved by the CITY, the DEVELOPER's insurance shall be written by insurers authorized to do business in the State of California and with a minimum A.M. Best rating of "A, XV." Self-insurance shall not be considered to comply with these insurance specifications. The DEVELOPER agrees to require all contractors, subcontractors and other parties hired for the Improvements to purchase and maintain insurance of the types specified herein, naming as additional insureds all of the parties to this Security Agreement. The DEVELOPER shall, before commencing any work, obtain Worker's

Compensation Insurance in an amount required by law and, failing to do so, the CITY may procure such insurance at the cost of the DEVELOPER.

7. Comprehensive Commercial General and Automobile Liability Insurance. The DEVELOPER, before commencing any work shall, at its own expense, maintain comprehensive commercial general and automobile liability insurance issued by a California-admitted surety company with an A.M. Best rating of no less than "A, XV" for $2,000,000 per occurrence. Coverage shall be for the entire duration of the permitted activities. Such liability insurance policy shall name, by endorsement, the City as an additional insured.

8. Indemnification. Notwithstanding the provisions of Government Code, Section 66474.9 or any other statutes of similar import, and to the full extent permitted by law, the DEVELOPER shall defend, indemnify and hold harmless the CITY, its employees, agents, officials and attorneys, from and against any liability, claims, suits, actions, arbitration proceedings, administrative proceedings, regulatory proceedings, losses, expenses or costs of any kind or nature, whether actual, alleged or threatened, reasonable attorneys' fees, court costs, interest, expert witness fees and any other costs or expenses of any kind whatsoever, without restriction or limitation, incurred in relation to, as a consequence of, or arising out of or in any way attributable actually, allegedly or impliedly, in whole or in part, to the Map, the Improvements, this Agreement, or any matter related to the same; provided, however, that the indemnification to be provided by DEVELOPER to the CITY pursuant to the terms of this paragraph shall not be applicable where the aforementioned liability, claim, suit or action is the result of the sole negligence or sole willful misconduct of the CITY.

9. Procedure for Release of Performance Bond Security. The security furnished by the DEVELOPER shall be released in whole or in part in the following manner:

a. Security shall be released upon final completion and acceptance of the Improvements. If the security furnished by the DEVELOPER is a documentary evidence of security, such as a surety bond, the CITY shall release the documentary evidence and return the original to the Surety upon final completion and acceptance of the Improvements. In the event the CITY is unable to return the original documentary evidence to the Surety, the security shall be released by written notice sent by certified mail to the DEVELOPER and to the Surety within 30 days of the City's acceptance of the Improvements. The written notice shall contain a statement that the work for which security was furnished has been completed and accepted, a description of the Improvements, and the notarized signature of an authorized CITY official.

At such time as the DEVELOPER believes that the work for which the security was required is complete and makes payment of a partial exoneration fee of $350 to the CITY, the DEVELOPER shall notify the CITY in writing of the completed work, including a list of work completed. Upon receipt of the written notice, the CITY shall have 45 days to review and comment or approve the completion of the Improvements. If the CITY does not agree that all work has been completed in accordance with the plans and specifications for the Improvements, it shall supply a list of all remaining work to be completed.

c. Within 45 days of receipt of the CITY's list of remaining work, the DEVELOPER may then provide cost estimates for all remaining work for review and approval by the CITY.

d. Upon receipt of the cost estimates, the CITY shall then have 45 days to review, comment, and approve, modify or disapprove those cost estimates. The CITY shall not be required to engage in this process of partial release more than once between the start of work and the completion and acceptance of all work.

e. The DEVELOPER shall complete the works of Improvement until all remaining items are accepted by the CITY. Upon completion of the Improvements, the DEVELOPER shall be notified in writing by the CITY within 45 days and, within 45 days of the date of the CITY's notice, the release of any remaining performance security shall be made within 60 days of the recording of the Notice of Completion.

10. Procedure for Release of Payment Bond Security. Security securing the payment to the contractor, his or her subcontractors and persons furnishing labor, materials or equipment may, after passage of the time within which mechanic's liens and stop notices are required to be recorded and after acceptance of the Improvements, be reduced by Surety to an amount equal to the total claimed by all claimants for whom mechanic's liens and stop notices have been recorded and notice thereof given in writing to the CITY, and if no claims have been recorded, the security may be released in full.

11. Security for One-Year Warranty Period. DEVELOPER shall guarantee or warranty the work done pursuant to this Agreement for a period of one year after final formal acceptance of the SUBDIVISION by the City Council against any defective work or labor done or defective materials furnished. If within the warranty period any work or improvement or part of any work or improvement done, furnished, installed, or constructed by DEVELOPER fails to fulfill any of the requirements of this Agreement or the improvement plans and specifications referred to herein, DEVELOPER shall without delay and without any cost to CITY, repair or replace or reconstruct any defective or otherwise unsatisfactory part or parts of the work or structure. Should DEVELOPER fail to act promptly or in accordance with this requirement, DEVELOPER hereby authorizes CITY, at CITY's option, to perform the work twenty (20) days after mailing written notice of default to DEVELOPER and to DEVELOPER's surety, and agrees to pay the cost of such work by CITY. Should CITY determine that an urgency requires repairs or replacements to be made before DEVELOPER can be notified, CITY may, in its sole discretion, make the necessary repairs or replacement or perform the necessary work and DEVELOPER shall pay to CITY the cost of such repairs. If no claims have been made under the warranty bond during the warranty period, City shall release the warranty bond. The release procedures described in paragraphs 9 and 10 above shall not apply to any required guarantee and warranty period nor to the amount of the performance bond security deemed necessary by the CITY for the guarantee and warranty period nor to costs and reasonable expenses and fees, including reasonable attorneys' fees.

12. Binding Effect. This Security Agreement shall be binding upon and shall inure to the benefit of the parties hereto, their legal representatives and their successors and assigns.

13. Authority to Execute. The DEVELOPER hereby warrants and represents to the CITY that the individual signing this Security Agreement on behalf of the DEVELOPER is vested with the unconditional authority to do so pursuant to, and in accordance with, all applicable legal requirements, and has the authority bind the DEVELOPER hereto.

14. No Assignment. The DEVELOPER may not assign this Security Agreement, or any part thereof, to another without the prior written consent of the CITY.

15. Attorneys' Fees. In the event of legal action to enforce or interpret this Agreement or any of its provisions, the prevailing party shall be entitled, in addition to any other form of relief, to recover its reasonable attorneys' fees and costs of suit.

16. Execution in Counterparts. This Agreement may be executed in counterparts, each of which shall be deemed an original, but which together shall constitute a single agreement.

IN WITNESS WHEREOF, the parties have caused this Agreement to be executed on the dates listed below.

CITY OF BEAUMONT

_____

By: _____
Mayor

Date: _____

DEVELOPER

By: _____

Date; August 13, 2021

Title: Michael C. Taylor , Division President

ACKNOWLEDGMENT

A notary public or other officer completing this certificate verifies only the identity of the individual who signed the document to which this certificate is attached, and not the truthfulness, accuracy, or validity of that document.

State of California
County of Riverside)

On August 17, 2021 before me, Sonal Shah, Notary Public
(insert name and title of the officer)

personally appeared Michael C. Taylor,
who proved to me on the basis of satisfactory evidence to be the person(s) whose name(s) is/are subscribed to the within instrument and acknowledged to me that he/she/they executed the same in his/her/their authorized capacity(ies), and that by his/her/their signature(s) on the instrument the person(s), or the entity upon behalf of which the person(s) acted, executed the instrument.

I certify under PENALTY OF PERJURY under the laws of the State of California that the foregoing paragraph is true and correct.

WITNESS my hand and official seal.

SONAL SHAH
NOTARY PUBLIC - CALIFORNIA
COMMISSION # 2216371
RIVERSIDE COUNTY
My Comm. Exp. September 30, 2021

Signature Sonal Shah (Seal)

EXHIBIT "A"

PERFORMANCE BOND

WHEREAS, the City Council of the City of Beaumont, State of California, and _____ Tri Pointe Homes IE-SD, Inc. (hereinafter designated as "Principal") have entered into Agreement To Provide Security For Improvements For Tract Map Or Parcel Map Or Plot Plan, dated August 13, 2021, whereby Principal agrees to install and complete certain designated public improvements itemized and described on Tract Map, Parcel Map or Plot Plan No. 36307-1, which is hereby incorporated herein and made a part hereof; and

WHEREAS, Principal is required under the terms of the said agreement to furnish a bond for the faithful performance of said agreement.

NOW, THEREFORE, we, the Principal and PHILADELPHIA INDEMNITY INSURANCE COMPANY, as Surety, are held and firmly bound unto the City of Beaumont (hereinafter called "City"), in the penal sum of THREE HUNDRED EIGHTY THOUSAND SIX HUNDRED TWENTY SEVEN AND NO/100 dollars ($ 380,627.00 --------) lawful money of the United States, for the payment of which sum well and truly to be made, we bind ourselves, our heirs, successors, executors and administrators, jointly and severally, firmly by these presents.

The condition of this obligation is such that if the above bounded Principal, his or its heirs, executors, administrators, successors or assigns, shall in all things stand to and abide by, and well and truly keep and perform the covenants, conditions and provisions in the said agreement and any alteration thereof made as therein provided, on his or their part to be kept and performed at the time and in the manner therein specified, and in all respects according to their true intent and meaning, and shall indemnify and save harmless the City, its officers, agents and employees as therein stipulated, then this obligation shall become null and void; otherwise it shall be and remain in full force and effect.

As part of the obligation secured hereby and in addition to the face amount specified therefor, there shall be included costs and reasonable expenses and fees, including reasonable attorney's fees, incurred by the City in successfully enforcing such obligation, all to be taxed as costs and included in any judgment therein rendered.

The Surety hereby stipulates and agrees that no change, extension of time, alteration or addition to the terms of the agreement or to the work to be performed thereunder or the specifications accompanying the same shall in any way affect its obligations on this bond, and it does hereby waive notice of any such change, extension of time, alteration or addition to the terms of the agreement or to the work or to the specifications.

[signatures on following page]

IN WITNESS WHEREOF, this instrument has been duly executed by the Principal and Surety above named, on AUGUST 10, ~~2020.~~* *2021

(Seal)

PHILADELPHIA INDEMNITY INSURANCE COMPANY

SURETY

By: Michelle Haase

Name: MICHELLE HAASE

Title: ATTORNEY-IN-FACT

Address: 800 E. COLORADO BLVD., 6TH FLOOR

PASADENA, CA 91101

TRI POINTE HOMES IE-SD, INC.

PRINCIPAL

By:

Name: Michael C. Taylor

Title: Division President

By:

Name:

Title:

Address: 1250 Corona Pointe Court Suite 600

Corona, CA 92879

ALL SIGNATURES MUST BE ACKNOWLEDGED BEFORE A NOTARY PUBLIC

ALL- PURPOSE
CERTIFICATE OF ACKNOWLEDGMENT

A notary public or other officer completing this certificate verifies only the identity of the individual who signed the document to which this certificate is attached, and not the truthfulness, accuracy, or validity of that document.

State of California }

County of Orange }

On AUG 1 0 2021 before me, Janina Monroe, Notary Public,
(Here insert name and title of the officer)

personally appeared Michelle Haase,
who proved to me on the basis of satisfactory evidence to be the person(s) whose name(s) is/are subscribed to the within instrument and acknowledged to me that he/she/they executed the same in his/her/their authorized capacity(ies), and that by his/her/their signature(s) on the instrument the person(s), or the entity upon behalf of which the person(s) acted, executed the instrument.

I certify under PENALTY OF PERJURY under the laws of the State of California that the foregoing paragraph is true and correct.

WITNESS my hand and official seal.

JANINA MONROE
Notary Public - California
Orange County
Commission # 2244611
My Comm. Expires Jun 25, 2022

Notary Public Signature (Notary Public Seal)

ADDITIONAL OPTIONAL INFORMATION

DESCRIPTION OF THE ATTACHED DOCUMENT

(Title or description of attached document)

(Title or description of attached document continued)

Number of Pages _____ Document Date_____

CAPACITY CLAIMED BY THE SIGNER

- ☐ Individual (s)
- ☐ Corporate Officer
  _____
  (Title)
- ☐ Partner(s)
- ☒ Attorney-in-Fact
- ☐ Trustee(s)
- ☐ Other _____

2015 Version www.NotaryClasses.com 800-873-9865

INSTRUCTIONS FOR COMPLETING THIS FORM

This form complies with current California statutes regarding notary wording and, if needed, should be completed and attached to the document. Acknowledgents from other states may be completed for documents being sent to that state so long as the wording does not require the California notary to violate California notary law.

- State and County information must be the State and County where the document signer(s) personally appeared before the notary public for acknowledgment.
- Date of notarization must be the date that the signer(s) personally appeared which must also be the same date the acknowledgment is completed.
- The notary public must print his or her name as it appears within his or her commission followed by a comma and then your title (notary public).
- Print the name(s) of document signer(s) who personally appear at the time of notarization.
- Indicate the correct singular or plural forms by crossing off incorrect forms (i.e. he/she/they, is /are) or circling the correct forms. Failure to correctly indicate this information may lead to rejection of document recording.
- The notary seal impression must be clear and photographically reproducible. Impression must not cover text or lines. If seal impression smudges, re-seal if a sufficient area permits, otherwise complete a different acknowledgment form.
- Signature of the notary public must match the signature on file with the office of the county clerk.
  - Additional information is not required but could help to ensure this acknowledgment is not misused or attached to a different document.
  - Indicate title or type of attached document, number of pages and date.
  - Indicate the capacity claimed by the signer. If the claimed capacity is a corporate officer, indicate the title (i.e. CEO, CFO, Secretary).
- Securely attach this document to the signed document with a staple.

PHILADELPHIA INDEMNITY INSURANCE COMPANY
One Bala Plaza, Suite 100
Bala Cynwyd, PA 19004-0950

Power of Attorney

KNOW ALL PERSONS BY THESE PRESENTS: That **PHILADELPHIA INDEMNITY INSURANCE COMPANY** (the Company), a corporation organized and existing under the laws of the Commonwealth of Pennsylvania, does hereby constitute and appoint **JANINA MONROE, THOMAS G. MCCALL, TIMOTHY J. NOONAN, MICHELLE HAASE AND MARTHA BARRERAS OF LOCKTON COMPANIES, LLC** its true and lawful Attorney-in-fact with full authority to execute on its behalf bonds, undertakings, recognizances and other contracts of indemnity and writings obligatory in the nature thereof, issued in the course of its business and to bind the Company thereby, in an amount not to exceed **$50,000,000.00**.

This Power of Attorney is granted and is signed and sealed by facsimile under and by the authority of the following Resolution adopted by the Board of Directors of PHILADELPHIA INDEMNITY INSURANCE COMPANY on the 14th of November, 2016.

RESOLVED: That the Board of Directors hereby authorizes the President or any Vice President of the Company: (1) Appoint Attorney(s) in Fact and authorize the Attorney(s) in Fact to execute on behalf of the Company bonds and undertakings, contracts of indemnity and other writings obligatory in the nature thereof and to attach the seal of the Company thereto; and (2) to remove, at any time, any such Attorney-in-Fact and revoke the authority given. And, be it

FURTHER RESOLVED: That the signatures of such officers and the seal of the Company may be affixed to any such Power of Attorney or certificate relating thereto by facsimile, and any such Power of Attorney so executed and certified by facsimile signatures and facsimile seal shall be valid and binding upon the Company in the future with respect to any bond or undertaking to which it is attached.

IN TESTIMONY WHEREOF, PHILADELPHIA INDEMNITY INSURANCE COMPANY HAS CAUSED THIS INSTRUMENT TO BE SIGNED AND ITS CORPORATE SEALTO BE AFFIXED BY ITS AUTHORIZED OFFICE THIS 27TH DAY OF OCTOBER, 2017.

(Seal)

Robert D. O'Leary Jr., President & CEO
Philadelphia Indemnity Insurance Company

On this 27th day of October, 2017, before me came the individual who executed the preceding instrument, to me personally known, and being by me duly sworn said that he is the therein described and authorized officer of the **PHILADELPHIA INDEMNITY INSURANCE COMPANY**; that the seal affixed to said instrument is the Corporate seal of said Company; that the said Corporate Seal and his signature were duly affixed.

COMMONWEALTH OF PENNSYLVANIA
NOTARIAL SEAL
Morgan Knapp, Notary Public
Lower Merion Twp., Montgomery County
My Commission Expires Sept. 25, 2021
MEMBER, PENNSYLVANIA ASSOCIATION OF NOTARIES

(Notary Seal)

Notary Public: Morgan Knapp

residing at: Bala Cynwyd, PA

My commission expires: September 25, 2021

I, Edward Sayago, Corporate Secretary of PHILADELPHIA INDEMNITY INSURANCE COMPANY, do hereby certify that the foregoing resolution of the Board of Directors and the Power of Attorney issued pursuant thereto on the 27th day of October, 2017 are true and correct and are still in full force and effect. I do further certify that Robert D. O'Leary Jr., who executed the Power of Attorney as President, was on the date of execution of the attached Power of Attorney the duly elected President of PHILADELPHIA INDEMNITY INSURANCE COMPANY.

In Testimony Whereof I have subscribed my name and affixed the facsimile seal of each Company this _____ day of AUG 10 2021, 20 _____.

Edward Sayago, Corporate Secretary
PHILADELPHIA INDEMNITY INSURANCE COMPANY

ACKNOWLEDGMENT

A notary public or other officer completing this certificate verifies only the identity of the individual who signed the document to which this certificate is attached, and not the truthfulness, accuracy, or validity of that document.

State of California
County of Riverside)

On August 17, 2021 before me, Sonal Shah, Notary Public
(insert name and title of the officer)

personally appeared Michael C. Taylor,
who proved to me on the basis of satisfactory evidence to be the person(s) whose name(s) is/are subscribed to the within instrument and acknowledged to me that he/she/they executed the same in his/her/their authorized capacity(ies), and that by his/her/their signature(s) on the instrument the person(s), or the entity upon behalf of which the person(s) acted, executed the instrument.

I certify under PENALTY OF PERJURY under the laws of the State of California that the foregoing paragraph is true and correct.

WITNESS my hand and official seal.

SONAL SHAH
NOTARY PUBLIC - CALIFORNIA
COMMISSION # 2216371
RIVERSIDE COUNTY
My Comm. Exp. September 30, 2021

Signature Sonal Shah **(Seal)**

DESCRIPTION: STORM DRAIN IMPROVEMENTS
CROWN AT TOURNAMENT HILLS

BOND NO.: PB03010407973
PREMIUM: SEE PERFORMANCE BOND

EXHIBIT "B"

PAYMENT BOND

WHEREAS, the City Council of the City of Beaumont, State of California, and TRI POINTE HOMES IE-SD, INC. (hereafter designated as "the Principal") have entered into Agreement To Provide Security For Improvements For Tract Map Or Parcel Map Or Plot Plan, dated August 13, 2021, whereby Principal agrees to install and complete certain designated public improvements which is hereby incorporated herein and made a part hereof; and

WHEREAS, under the terms of the said agreement, the Principal is required before entering upon the performance of the work, to file a good and sufficient payment bond with the City of Beaumont to secure the claims to which reference is made in Title 3 (commencing with Section 9000, et seq.) of Part 6 of Division 4 of the Civil Code of the State of California.

NOW, THEREFORE, the Principal and the undersigned as corporate surety, are held firmly bound unto the City of Beaumont and all contractors, subcontractors, laborers, materialmen, and other persons employed in the performance of the said agreement and referred to at Title 3 (commencing with Section 9000, et seq.) of Part 6 of Division 4 of the Civil Code in the sum of THREE dollars ($ ***), for materials furnished or labor thereon of any kind, or for amounts due under the Unemployment Insurance Act with respect to this work or labor, that the Surety will pay the same in an amount not exceeding the amount hereinabove set forth, and also in case suit is brought upon this bond, will pay, in addition to the face amount thereof, costs and reasonable expenses and fees, including reasonable attorney's fees, incurred by the City in successfully enforcing this obligation, to be awarded and fixed by the court, and to be taxed as costs and to be included in the judgment therein rendered. **HUNDRED EIGHTY THOUSAND SIX HUNDRED TWENTY SEVEN AND NO/100 (***$380,627.00)

It is hereby expressly stipulated and agreed that this bond shall inure to the benefit of any and all persons, companies, and corporations entitled to file claims under Title 3 (commencing with Section 9000, et seq.) of Part 6 of Division 4 of the Civil Code, so as to give a right of action to them or their assigns in any suit brought upon this bond.

Should the condition of this bond be fully performed, then this obligation shall become null and void, otherwise it shall be and remain in full force and effect.

The Surety hereby stipulates and agrees that no change, extension of time, alteration, or addition to the terms of the agreement or the specifications accompanying the same shall in any manner affect its obligations on this bond, and it does hereby waive notice of any such change, extension, alteration, or addition.

[signatures on following page]

IN WITNESS WHEREOF, this instrument has been duly executed by the Principal and Surety above named, on AUGUST 10, ~~2020.~~**** ****2021

(Seal)

PHILADELPHIA INDEMNITY INSURANCE COMPANY

SURETY

By: Michelle Haase

Name: MICHELLE HAASE

Title: ATTORNEY-IN-FACT

Address: 800 E. COLORADO BLVD., 6TH FLOOR

PASADENA, CA 91101

TRI POINTE HOMES IE-SD, INC.

PRINCIPAL

By:

Name: Michael C. Taylor

Title: Division President

By:

Name:

Title:

Address: 1250 Corona Pointe Court Suite 600

Corona, CA 92879

ALL SIGNATURES MUST BE ACKNOWLEDGED BEFORE A NOTARY PUBLIC

ALL- PURPOSE
CERTIFICATE OF ACKNOWLEDGMENT

A notary public or other officer completing this certificate verifies only the identity of the individual who signed the document to which this certificate is attached, and not the truthfulness, accuracy, or validity of that document.

State of California }

County of Orange }

On AUG 1 0 2021 before me, Janina Monroe, Notary Public
(Here insert name and title of the officer),

personally appeared Michelle Haase,
who proved to me on the basis of satisfactory evidence to be the person(s) whose name(s) is/~~are~~ subscribed to the within instrument and acknowledged to me that ~~he~~/she/~~they~~ executed the same in ~~his~~/her/~~their~~ authorized capacity(~~ies~~), and that by ~~his~~/her/~~their~~ signature(s) on the instrument the person(s), or the entity upon behalf of which the person(s) acted, executed the instrument.

I certify under PENALTY OF PERJURY under the laws of the State of California that the foregoing paragraph is true and correct.

WITNESS my hand and official seal.

Notary Public Signature (Notary Public Seal)

JANINA MONROE
Notary Public - California
Orange County
Commission # 2244611
My Comm. Expires Jun 25, 2022

ADDITIONAL OPTIONAL INFORMATION

DESCRIPTION OF THE ATTACHED DOCUMENT

(Title or description of attached document)

(Title or description of attached document continued)

Number of Pages _____ Document Date_____

CAPACITY CLAIMED BY THE SIGNER

- ☐ Individual (s)
- ☐ Corporate Officer
  (Title)
- ☐ Partner(s)
- ☒ Attorney-in-Fact
- ☐ Trustee(s)
- ☐ Other _____

2015 Version www.NotaryClasses.com 800-873-9865

INSTRUCTIONS FOR COMPLETING THIS FORM

This form complies with current California statutes regarding notary wording and, if needed, should be completed and attached to the document. Acknowledgents from other states may be completed for documents being sent to that state so long as the wording does not require the California notary to violate California notary law.

- State and County information must be the State and County where the document signer(s) personally appeared before the notary public for acknowledgment.
- Date of notarization must be the date that the signer(s) personally appeared which must also be the same date the acknowledgment is completed.
- The notary public must print his or her name as it appears within his or her commission followed by a comma and then your title (notary public).
- Print the name(s) of document signer(s) who personally appear at the time of notarization.
- Indicate the correct singular or plural forms by crossing off incorrect forms (i.e. ~~he~~/she/~~they,~~ is /~~are~~) or circling the correct forms. Failure to correctly indicate this information may lead to rejection of document recording.
- The notary seal impression must be clear and photographically reproducible. Impression must not cover text or lines. If seal impression smudges, re-seal if a sufficient area permits, otherwise complete a different acknowledgment form.
- Signature of the notary public must match the signature on file with the office of the county clerk.
  - Additional information is not required but could help to ensure this acknowledgment is not misused or attached to a different document.
  - Indicate title or type of attached document, number of pages and date.
  - Indicate the capacity claimed by the signer. If the claimed capacity is a corporate officer, indicate the title (i.e. CEO, CFO, Secretary).
- Securely attach this document to the signed document with a staple.

PHILADELPHIA INDEMNITY INSURANCE COMPANY
One Bala Plaza, Suite 100
Bala Cynwyd, PA 19004-0950

Power of Attorney

KNOW ALL PERSONS BY THESE PRESENTS: That **PHILADELPHIA INDEMNITY INSURANCE COMPANY** (the Company), a corporation organized and existing under the laws of the Commonwealth of Pennsylvania, does hereby constitute and appoint **JANINA MONROE, THOMAS G. MCCALL, TIMOTHY J. NOONAN, MICHELLE HAASE AND MARTHA BARRERAS OF LOCKTON COMPANIES, LLC** its true and lawful Attorney-in-fact with full authority to execute on its behalf bonds, undertakings, recognizances and other contracts of indemnity and writings obligatory in the nature thereof, issued in the course of its business and to bind the Company thereby, in an amount not to exceed **$50,000,000.00**.

This Power of Attorney is granted and is signed and sealed by facsimile under and by the authority of the following Resolution adopted by the Board of Directors of PHILADELPHIA INDEMNITY INSURANCE COMPANY on the 14th of November, 2016.

RESOLVED: That the Board of Directors hereby authorizes the President or any Vice President of the Company: (1) Appoint Attorney(s) in Fact and authorize the Attorney(s) in Fact to execute on behalf of the Company bonds and undertakings, contracts of indemnity and other writings obligatory in the nature thereof and to attach the seal of the Company thereto; and (2) to remove, at any time, any such Attorney-in-Fact and revoke the authority given. And, be it

FURTHER RESOLVED: That the signatures of such officers and the seal of the Company may be affixed to any such Power of Attorney or certificate relating thereto by facsimile, and any such Power of Attorney so executed and certified by facsimile signatures and facsimile seal shall be valid and binding upon the Company in the future with respect to any bond or undertaking to which it is attached.

IN TESTIMONY WHEREOF, PHILADELPHIA INDEMNITY INSURANCE COMPANY HAS CAUSED THIS INSTRUMENT TO BE SIGNED AND ITS CORPORATE SEALTO BE AFFIXED BY ITS AUTHORIZED OFFICE THIS 27TH DAY OF OCTOBER, 2017.

(Seal)

Robert D. O'Leary Jr., President & CEO
Philadelphia Indemnity Insurance Company

On this 27th day of October, 2017, before me came the individual who executed the preceding instrument, to me personally known, and being by me duly sworn said that he is the therein described and authorized officer of the **PHILADELPHIA INDEMNITY INSURANCE COMPANY**; that the seal affixed to said instrument is the Corporate seal of said Company; that the said Corporate Seal and his signature were duly affixed.

COMMONWEALTH OF PENNSYLVANIA
NOTARIAL SEAL
Morgan Knapp, Notary Public
Lower Merion Twp., Montgomery County
My Commission Expires Sept. 25, 2021
MEMBER, PENNSYLVANIA ASSOCIATION OF NOTARIES

(Notary Seal)

Notary Public: Morgan Knapp
residing at: Bala Cynwyd, PA
My commission expires: September 25, 2021

I, Edward Sayago, Corporate Secretary of PHILADELPHIA INDEMNITY INSURANCE COMPANY, do hereby certify that the foregoing resolution of the Board of Directors and the Power of Attorney issued pursuant thereto on the 27th day of October, 2017 are true and correct and are still in full force and effect. I do further certify that Robert D. O'Leary Jr., who executed the Power of Attorney as President, was on the date of execution of the attached Power of Attorney the duly elected President of PHILADELPHIA INDEMNITY INSURANCE COMPANY.

In Testimony Whereof I have subscribed my name and affixed the facsimile seal of each Company this _____ day of AUG 1 0 2021, 20 _____.

Edward Sayago, Corporate Secretary
PHILADELPHIA INDEMNITY INSURANCE COMPANY

ACKNOWLEDGMENT

A notary public or other officer completing this certificate verifies only the identity of the individual who signed the document to which this certificate is attached, and not the truthfulness, accuracy, or validity of that document.

State of California
County of Riverside)

On August 17, 2021 before me, Sonal Shah, Notary Public
(insert name and title of the officer)

personally appeared Michael C. Taylor,
who proved to me on the basis of satisfactory evidence to be the person(s) whose name(s) is/are subscribed to the within instrument and acknowledged to me that he/she/they executed the same in his/her/their authorized capacity(ies), and that by his/her/their signature(s) on the instrument the person(s), or the entity upon behalf of which the person(s) acted, executed the instrument.

I certify under PENALTY OF PERJURY under the laws of the State of California that the foregoing paragraph is true and correct.

WITNESS my hand and official seal.

SONAL SHAH
NOTARY PUBLIC - CALIFORNIA
COMMISSION # 2216371
RIVERSIDE COUNTY
My Comm. Exp. September 30, 2021

Signature Sonal Shah **(Seal)**

NV5
Approved
Padma Asam
06/24/2021 12:07:06 PM

CITY OF BEAUMONT PUBLIC WORKS DEPARTMENT
CONSTRUCTION COST WORKSHEET

PROJECT NAME: Tract 36307-1 Along Sheridan Way
DATE: 2-Jun-21

PP, CUP NO.: _____ BY: Timothy M. Muli, Michael Baker International

IMPROVEMENTS	FAITHFUL PERFORMANCE	100%
	LABOR & MATERIALS SECURITY	100%

	Construction Costs)	
Drainage	$ 380,626.77	
Sewer	-	
Total	$ 380,626.77	
Warranty Retension (22.5%)	$ 85,641.02	*
Drainage Plan Check Fees =	$ 8,274.50	
Sewer Plan Check Fees =	$ -	
Street Inspection Fees =	$ 13,239.19	
Sewer Inspection Fees =	$ -	

DESIGN ENGINEERS CALCULATIONS OF IMPROVEMENT BONDING COSTS

Construction items and their quantities as shown on attached sheets are accurate for the improvements required to construct the above project and the mathematical extensions using City's unit costs are accurate for determining bonding, plan check and inspection costs.

Above amounts do [ ] include additional 20% for recordation prior to having signed plans

Above amounts do not [x] include additional 20% for recordation prior to having signed plans

Engineer's Signature

6/4/2021
Date

Timothy M. Muli
Name typed or printed

REGISTERED PROFESSIONAL ENGINEER
TIMOTHY MATU MULI
No. 72998
Exp. 12/31/22
CIVIL
STATE OF CALIFORNIA

Civil Engineer's Stamp

FORM $ UNIT COSTS REVISED 09/06

*****PLEASE READ INSTRUCTIONS BELOW*****

1. Quantities to be taken from improvement plans, Unit costs to be as provided on "City of Beaumont Improvement Requirement Worksheet".

2. Show Bond Amounts to the nearest $500.

3. For construction items not covered by "City of Beaumont Improvement Worksheet", Design Engineer is to provide his opinion of construction cost and use of that cost. If City of Beaumont Unit Costs are determined to be too low in the opinion of the Design Engineer, the higher costs as provided by the Design Engineer should be used.

6/2/2021

CITY OF BEAUMONT
IMPROVEMENT REQUIREMENT WORKSHEET

PROJECT: Tract 36307-1 Along Sheridan Way DATE: 6/2/2021

STORM DRAIN IMPROVEMENTS				
QTY.	UNIT	ITEM	UNIT COST	AMOUNT
7	EA	Construct Manhole No. 2 Per Riverside County Std. Dwg No. MH252	$ 4,000.00	$ 28,000
2	EA	Construct Inlet Type X Per Riverside County Std. Dwg. No. CB108	$ 3,000.00	$ 6,000
1,021	LF	Install 18" RCP OR CIPP (D-Load Per Profile)	$ 70.00	$ 71,456
402	LF	Install 24" RCP OR CIPP (D-Load Per Profile)	$ 110.00	$ 44,224
7	EA	Construct Catch Basin per RCFC&WCD Std. Dwg. No. CB100 (W&V per Plan)	$ 3,000.00	$ 21,000
			Subtotal:	$ 170,680

A. Subtotal $ 330,980

B. Contingency (15%) $ 49,647

C. Streets/Drainage Total (A + B) $ 380,627

****

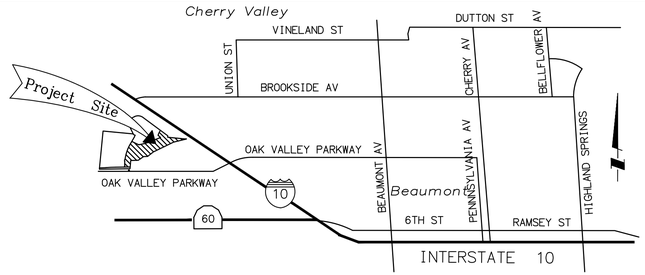

VICINITY MAP

CITY OF BEAUMONT, CALIFORNIA

Drainage Improvement Plans

TRACT 36307-1 ALONG SHERIDAN WAY

Located Within a Portion of Section 6, Township 3 South, Range 1 West, S.B.M.

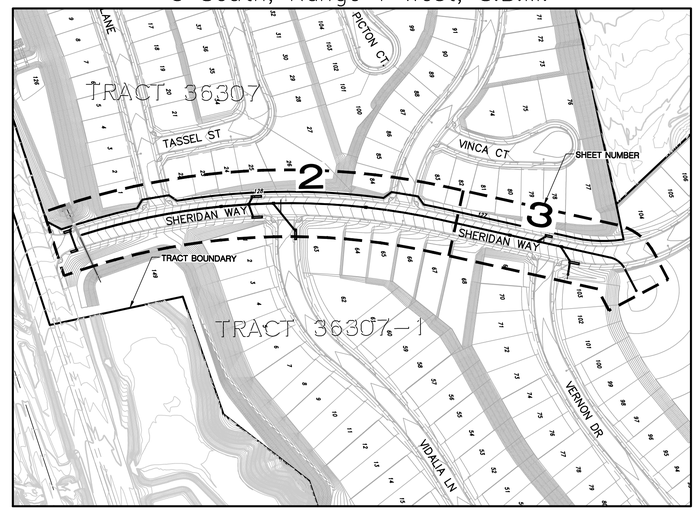

INDEX MAP

150 75 0 150 300 450

SCALE: 1"=150'

SCALE: 1"=150'

GENERAL NOTES

1. THIS PLAN SUPERSEDES ALL OTHER PLANS PREVIOUSLY APPROVED BY THE CITY OF BEAUMONT REGARDING IMPROVEMENTS SHOWN ON THIS SET OF PLANS.
2. APPROVAL OF THIS PLAN DOES NOT LESSEN OR WAIVE ANY PORTION OF THE BEAUMONT MUNICIPAL CODE, RESOLUTION OF CONDITIONAL APPROVAL, CITY STANDARDS OR OTHER ADDITIONAL DOCUMENTS LISTED HEREIN AS THEY MAY PERTAIN TO THIS PROJECT. THE ENGINEER IN RESPONSIBLE CHARGE SHALL REVISE THESE PLANS WHEN NON-CONFORMANCE IS DISCOVERED.
3. CITY APPROVAL OF PLANS DOES NOT RELIEVE THE DEVELOPER OR ENGINEER-OF-WORK FROM RESPONSIBILITY FOR THE CORRECTION OF ERRORS AND OMISSIONS DISCOVERED DURING CONSTRUCTION. ALL PLAN REVISIONS SHALL BE PROMPTLY SUBMITTED TO THE CITY ENGINEER FOR APPROVAL.
4. A RIGHT-OF-WAY PERMIT FROM THE BUILDING & SAFETY DEPARTMENT WILL BE REQUIRED FOR ANY WORK IN THE PUBLIC RIGHT OF WAY. PRIOR TO PERMIT ISSUANCE, A CERTIFICATE OF INSURANCE MUST BE FILED NAMING THE CITY OF BEAUMONT AS AN ADDITIONAL INSURED ON THE PERMITTEE'S POLICY IN THE MINIMUM AMOUNT OF $1,000,000.00 FOR EACH OCCURRENCE OF LIABILITY. THE INSURANCE COMPANY WRITING THE POLICY MUST HAVE A RATING OF "A-" OR BETTER AND A SIZE CATEGORY OF CLASS VII OR BETTER AS ESTABLISHED BY "BESTS" KEY RATING GUIDE.
5. NO WORK SHALL BE COMMENCED UNTIL ALL PERMITS HAVE BEEN OBTAINED FROM THE CITY AND OTHER APPROPRIATE AGENCIES.
6. REVISION OF THESE PLANS MAY BE REQUIRED IF THE PROPOSED IMPROVEMENTS ARE NOT CONSTRUCTED PRIOR TO THE DEADLINE DATE OF THE IMPROVEMENT AGREEMENT.
7. NO REVISIONS WILL BE MADE TO THESE PLANS WITHOUT THE WRITTEN APPROVAL OF THE CITY ENGINEER, NOTED WITHIN THE REVISION BLOCK, ON THE APPROPRIATE SHEET OF THE PLANS AND TITLE SHEET.
8. ORIGINAL DRAWINGS SHALL BECOME THE PROPERTY OF THE CITY UPON BEING SIGNED BY THE CITY ENGINEER.
9. THE ORIGINAL DRAWING SHALL BE REVISED TO REFLECT AS-BUILT CONDITIONS BY THE ENGINEER-OF-WORK PRIOR TO FINAL ACCEPTANCE OF THE WORK BY THE CITY.
10. ACCESS FOR FIRE AND OTHER EMERGENCY VEHICLES SHALL BE MAINTAINED TO THE PROJECT SITE AT ALL TIMES DURING CONSTRUCTION.
11. WHERE TRENCHES ARE WITHIN CITY EASEMENTS, A SOILS REPORT COMPRISED OF:
    A. SUMMARY SHEET
    B. LABORATORY WORK SHEETS
    C. COMPACTION CURVES, SHALL BE SUBMITTED BY A PROFESSIONAL ENGINEER OF THE STATE OF CALIFORNIA, PRINCIPALLY DOING BUSINESS IN THE FIELD OF APPLIED SOILS MECHANICS. THE SOILS REPORT WILL BE SUBMITTED TO THE CITY ENGINEERING INSPECTOR WITHIN TWO WORKING DAYS OF COMPLETION OF FIELD TESTS. THE WRITTEN FIELD COMPACTION REPORT(S) SHALL BE IMMEDIATELY SUBMITTED TO THE CITY ENGINEERING INSPECTOR UPON COMPLETION OF THE FIELD TESTS.
12. A PRECONSTRUCTION MEETING SHALL BE HELD AT THE SITE PRIOR TO THE BEGINNING OF WORK AND SHALL BE ATTENDED BY ALL REPRESENTATIVES RESPONSIBLE FOR CONSTRUCTION, INSPECTION, SUPERVISION, TESTING AND ALL OTHER ASPECTS OF THE WORK. THE CONTRACTOR SHALL SCHEDULE THE MEETING BY CALLING THE INSPECTION LINE AT (951) 572-3224 AT LEAST FIVE (5) WORKING DAYS PRIOR TO STARTING CONSTRUCTION. APPROVED DRAWINGS MUST BE AVAILABLE PRIOR TO SCHEDULING.
13. ALL INSPECTION REQUESTS OTHER THAN FOR THE PRECONSTRUCTION MEETING WILL BE MADE BY CALLING THE BUILDING AND SAFETY INSPECTION REQUEST LINE AT (951) 572-3224. INSPECTION REQUESTS MUST BE RECEIVED PRIOR TO 2:00 P.M. ON THE DAY BEFORE THE INSPECTION IS NEEDED. INSPECTIONS WILL BE MADE THE NEXT WORK DAY UNLESS YOU REQUEST OTHERWISE. REQUESTS MADE AFTER 2:00 P.M. WILL BE SCHEDULED FOR TWO FULL WORK DAYS LATER.
14. THE OWNER AND/OR APPLICANT THROUGH THE DEVELOPER AND/OR CONTRACTOR SHALL DESIGN, CONSTRUCT AND MAINTAIN ALL SAFETY DEVICES, INCLUDING SHORING, AND SHALL BE SOLELY RESPONSIBLE FOR CONFORMING TO ALL LOCAL, STATE AND FEDERAL SAFETY AND HEALTH STANDARDS, LAWS AND REGULATIONS.
15. THE CONTRACTOR SHALL CONFORM TO LABOR CODE SECTION 6705 BY SUBMITTING A DETAIL PLAN TO THE CITY ENGINEER AND/OR CONCERNED AGENCY SHOWING THE DESIGN OF SHORING, BRACING SLOPE OR OTHER PROVISIONS TO BE MADE OF WORKER PROTECTION FROM THE HAZARD OF CAVING GROUND DURING THE EXCAVATION OF SUCH TRENCH OR TRENCHES OR DURING THE PIPE INSTALLATION THEREIN. THIS PLAN MUST BE PREPARED FOR ALL TRENCHES FIVE FEET (5') OR MORE IN DEPTH AND APPROVED BY THE CITY ENGINEER AND/OR CONCERNED AGENCY PRIOR TO EXCAVATION. IF THE PLAN VARIES FROM THE SHORING SYSTEM STANDARDS ESTABLISHED BY THE CONSTRUCTION SAFETY ORDERS, TITLE 8 CALIFORNIA ADMINISTRATIVE CODE, THE PLAN SHALL BE PREPARED BY A REGISTERED ENGINEER AT THE CONTRACTORS EXPENSE. A COPY OF THE OSHA EXCAVATION PERMIT MUST BE SUBMITTED TO THE INSPECTOR PRIOR TO EXCAVATION.
16. IF ANY ARCHAEOLOGICAL RESOURCES ARE DISCOVERED WITHIN ANY WORK ZONE DURING CONSTRUCTION, OPERATIONS WILL CEASE IMMEDIATELY, AND THE PERMITTEE WILL NOTIFY THE CITY ENGINEER. OPERATIONS WILL NOT RESTART UNTIL THE PERMITTEE HAS RECEIVED WRITTEN AUTHORITY FROM THE CITY ENGINEER TO DO SO.
17. ALL OPERATIONS CONDUCTED ON THE SITE OR ADJACENT THERETO SHALL ADHERE TO THE NOISE ORDINANCE SET FORTH BY THE CITY MUNICIPAL CODE. ALL OPERATIONS SHALL BE LIMITED BY THE NOISE ORDINANCE TO THE LEVEL OF DECIBELS SPECIFIED FOR THE AREA AND TIME PERIOD. CONSTRUCTION ACTIVITIES WILL BE LIMITED TO THE PERIOD BETWEEN 7:00 A.M. AND 6:00 P.M. EACH DAY MONDAY THROUGH FRIDAY, UNLESS OTHERWISE PERMITTED.
18. ALL OFF-SITE HAUL ROUTES SHALL BE SUBMITTED BY THE CONTRACTOR TO THE CITY ENGINEER FOR APPROVAL TWO FULL WORKING DAYS PRIOR TO BEGINNING OF WORK. THE CONTRACTOR SHALL BE RESPONSIBLE FOR ANY DEBRIS OR DAMAGE OCCURRING ALONG THE HAUL ROUTE OR ADJACENT STREETS AS A RESULT OF THE GRADING OPERATION.
19. NO BLASTING SHALL BE COMMENCED WITHOUT A CITY ENGINEER APPROVED BLASTING PROGRAM AND BLASTING PERMIT.
20. THE EXISTENCE AND LOCATION OF UTILITY STRUCTURES AND FACILITIES SHOWN ON THE CONSTRUCTION PLANS WERE OBTAINED BY A SEARCH OF THE AVAILABLE RECORDS. ATTENTION IS CALLED TO THE POSSIBLE EXISTENCE OF OTHER UTILITY FACILITIES OR STRUCTURES NOT SHOWN OR IN A LOCATION DIFFERENT FROM THAT SHOWN ON THE PLANS. THE CONTRACTOR IS REQUIRED TO TAKE DUE PRECAUTIONARY MEASURES TO PROTECT THE UTILITIES SHOWN ON THE PLANS AND ANY OTHER EXISTING FACILITIES OR STRUCTURES NOT SHOWN.
21. THE CONTRACTOR SHALL VERIFY THE LOCATION OF ALL EXISTING FACILITIES (ABOVEGROUND AND UNDERGROUND) WITHIN THE PROJECT SITE SUFFICIENTLY AHEAD OF THE CONSTRUCTION TO PERMIT THE REVISIONS OF THE CONSTRUCTION PLANS IF IT IS FOUND THAT THE ACTUAL LOCATIONS ARE IN CONFLICT WITH THE PROPOSED WORK.
22. THE CONTRACTOR SHALL NOTIFY AFFECTED UTILITY COMPANIES (SEE BELOW) AT LEAST TWO FULL WORKING DAYS PRIOR TO STARTING CONSTRUCTION NEAR THEIR FACILITIES AND SHALL COORDINATE WORK WITH A COMPANY REPRESENTATIVE.

UNDERGROUND SERVICE ALERT	(800) 422-4133
SOUTHERN CALIFORNIA EDISON	(800) 409-2365
AT&T	(800) 892-0123
TIME WARNER CABLE	(760) 340-2225
COX COMMUNICATIONS	(888) 423-3913

23. IN ACCORDANCE THE CITY STORM WATER STANDARDS ALL STORM DRAIN INLETS CONSTRUCTED BY THIS PLAN SHALL INCLUDE "STENCILS" BE ADDED TO PROHIBIT WASTE DISCHARGE DOWNSTREAM. STENCILS SHALL BE ADDED TO THE SATISFACTION OF THE CITY ENGINEER.

STORM DRAIN NOTES

1. THE CONTRACTOR SHALL CONSTRUCT THE DRAINAGE IMPROVEMENT SHOWN ON THE DRAWINGS IN CONFORMANCE WITH THE REQUIREMENTS OF THE RIVERSIDE COUNTY FLOOD CONTROL AND WATER CONSERVATION DISTRICT DESIGN MANUAL STANDARD DRAWINGS, RECENT EDITION AND IN CONFORMANCE WITH THE REQUIREMENTS OF THE BEAUMONT DRAINAGE MANAGEMENT PLAN.
2. THE CONTRACTOR IS REQUIRED TO CONTACT ALL UTILITY AGENCIES REGARDING TEMPORARY SUPPORT AND SHORING REQUIREMENTS FOR THE VARIOUS UTILITIES SHOWN IN THE PLANS.
3. CONSTRUCTION INSPECTION WILL BE PERFORMED BY CITY OF BEAUMONT. CONTACT (951) 769-8520. THE CITY MUST BE NOTIFIED ONE WEEK PRIOR TO CONSTRUCTION.
4. ALL STATIONING REFERS TO THE CENTERLINE STATIONING OF THE STREET UNLESS OTHERWISE NOTED.
5. NOTIFY UNDERGROUND SERVICE ALERT AT 8-1-1 TWO DAYS PRIOR TO ANY EXCAVATIONS.
6. ALL CROSS SECTIONS ARE TAKEN LOOKING UPSTREAM.
7. ELEVATIONS AND LOCATIONS OF UTILITIES SHOWN ARE APPROXIMATE UNLESS OTHERWISE NOTED. ALL UTILITIES SHOWN ARE TO BE PROTECTED IN PLACE UNLESS OTHERWISE NOTED.
8. OPENINGS RESULTING FROM THE CUTTING OR PARTIAL REMOVAL OF EXISTING CULVERTS, PIPES OR SIMILAR STRUCTURES TO BE ABANDONED SHALL BE SEALED WITH 6 INCHES OF CLASS "B" CONCRETE AS DEFINED IN RIVERSIDE COUNTY ORDINANCE NO. 461.
9. PIPE CONNECTED TO THE MAINLINE PIPE SHALL CONFORM TO JUNCTION STRUCTURE NO 4 (JS 229) UNLESS OTHERWISE NOTED.
10. PIPE BEDDING SHALL CONFORM TO RCTD.
11. "V" IS THE DEPTH OF INLET AT THE CATCH BASINS MEASURED FROM THE TOP OF THE CURB TO THE INVERT OF CONNECTOR PIPE.
12. ALL CURBS, GUTTERS, SIDEWALKS, DRIVEWAYS AND OTHER EXISTING IMPROVEMENTS TO BE RECONSTRUCTED IN KIND PER LATEST COUNTY STANDARD AND AT THE SAME ELEVATION AND LOCATION AS THE EXISTING IMPROVEMENTS UNLESS OTHERWISE NOTED. FOR PAVEMENT OVERLAY, 0.10' MIN FOR FULL LANE WIDTH IS REQUIRED.
13. HYDRAULIC GRADE LINES SHOWN IN PROFILES ARE FOR 100 YEAR FREQUENCY FLOWS UNLESS OTHERWISE NOTED.
14. THE CONTRACTOR SHALL COMPLY WITH THE STATE AND LOCAL SAFETY CODES DURING THE PROGRESS OF WORK.
15. ALL PIPE LENGTHS ARE HORIZONTAL PROJECTIONS (NOT TRUE LENGTHS OF PIPE) AND ARE THE BASIS OF THE ESTIMATES OF QUANTITIES. THE CONTRACTOR SHALL DETERMINE THE TRUE QUANTITY OF PIPE REQUIRED FOR THIS PROJECT PRIOR TO PLACING THE ORDER.
16. ALL ELEVATIONS SHOWN ARE TO THE INVERTS OF PIPE, EXCEPT WHERE OTHERWISE NOTED.
17. AT THE DISCRETION OF THE ENGINEER AND THE CITY OF BEAUMONT, THE CONTRACTOR MAY BE REQUIRED TO VERIFY, BY POTHOLING, THE LOCATION OF POTENTIALLY AFFECTED UTILITIES.
18. CONTRACTOR SHALL DISPOSE OF ALL EXCESS EXCAVATED MATERIAL AT AN APPROVED DISPOSAL SITE.
19. ALL BACKFILL AND BEDDING AROUND STRUCTURES AND PIPES SHALL BE COMPACTED TO NOT LESS THAN 90 PERCENT RELATIVE COMPACTION EXCEPT WHERE SUCH MATERIAL IS PLACED UNDER EXISTING PAVED ROADWAYS, IN WHICH CASE THE TOP 3 FEET, MEASURED FROM THE FINISH PAVING, SHALL BE COMPACTED TO 95 PERCENT RELATIVE COMPACTION.
20. ALL SURVEY MONUMENTS SHALL BE REPLACED AS REQUIRED. MONUMENTS SHALL BE TIED OUT PRIOR TO CONSTRUCTION AND REPLACED UPON COMPLETION OF CONSTRUCTION.
21. DEVELOPER SHALL BE FULLY RESPONSIBLE IN ASSURING THAT PROPOSED IMPROVEMENTS CONFORM TO THE APPROVED PLANS, SPECIFICATIONS, AND STANDARDS. WHERE DEVIATIONS EXIST, DEVELOPER SHALL PROPOSE CORRECTIVE MEASURES FOR REVIEW AND APPROVAL BY THE CITY.

LEGEND

RENFORCED CONCRETE PIPE	RCP
CAST-IN-PLACE PIPE	CIPP
FLOW LINE	FL
FINISHED GRADE	FG
STORM DRAIN	SD
FINISHED SURFACE	FS
TOP OF CURB	TC
HIGH POINT	HP
LOW POINT	LP
GRADE BREAK	GB
POINT OF COMPOUND CURVATURE	PCC
WATER SURFACE ELEVATION	WSEL
TOP OF PIPE	TOP
BOTTOM OF PIPE	BOP
TOP OF MANHOLE	TMH
TRANSITION STRUCTURE	TS
JUNCTION STRUCTURE	JS
EACH WAY	EW
EACH FACE	EF
PROP. STORM DRAIN	
EX. WATER LINE	
EX. SEWER LINE	
LOT NUMBER	79
PROPERTY LINE	P
RIGHT-OF-WAY	R/W
CENTERLINE	℄
FLOWLINE	℄
SLOPE	

PRIVATE ENGINEER NOTICE TO CONTRACTOR(S)

1. THE EXISTENCE AND LOCATION OF ANY UNDERGROUND UTILITIES OR STRUCTURES SHOWN ON THESE PLANS ARE OBTAINED BY A SEARCH OF AVAILABLE RECORDS. TO THE BEST OF OUR KNOWLEDGE, THERE ARE NO EXISTING UTILITIES EXCEPT THOSE SHOWN ON THESE PLANS. THE CONTRACTOR IS REQUIRED TO TAKE ALL PRECAUTIONARY MEASURES TO PROTECT THE UTILITIES SHOWN, AND ANY OTHER LINES OR STRUCTURES NOT SHOWN ON THESE PLANS AND IS RESPONSIBLE FOR THE PROTECTION OF, AND ANY DAMAGE TO THESE LINES OR STRUCTURES
2. IT SHALL BE THE CONTRACTORS RESPONSIBILITY TO NOTIFY THE OWNER OF ALL UTILITIES OR STRUCTURES CONCERNED BEFORE STARTING WORK.
3. QUANTITIES SHOWN HEREON ARE PROVIDED FOR BIDDING PURPOSES ONLY. CONTRACTOR SHALL BE RESPONSIBLE FOR VERIFYING ALL QUANTITIES PRIOR TO BIDDING FOR CONSTRUCTION.
4. THE PRIVATE ENGINEER SIGNING THESE PLANS IS RESPONSIBLE FOR ASSURING THE ACCURACY AND ACCEPTABILITY OF THE DESIGN HEREON. IN THE EVENT OF DISCREPANCIES ARISING AFTER CITY APPROVAL OR DURING CONSTRUCTION, THE PRIVATE ENGINEER SHALL BE RESPONSIBLE FOR DETERMINING AN ACCEPTABLE SOLUTION AND REVISING THE PLANS FOR APPROVAL BY THE CITY.

INDEX OF SHEETS

SHEET	DESCRIPTION
1	TITLE SHEET
2	LINE B PLAN & PROFILE STA 10+00 TO STA 18+00, LAT B-1, LAT B-2
3	LINE B PLAN & PROFILE STA 18+00 TO STA 22+22.67, LAT A-1
4	LATERALS - LAT B-3, LAT B-4, LAT B-5

CONSTRUCTION NOTES

	QTY ESTIMATES UNIT	QTY.
(1) CONSTRUCT MANHOLE NO. 2 PER RIVERSIDE COUNTY STD DWG NO. MH252	EA	7
(2) INSTALL 18" RCP OR CIPP STORM DRAIN (D-LOAD PER PROFILE)	LF	1021.0
(3) INSTALL 24" RCP OR CIPP STORM DRAIN (D-LOAD PER PROFILE)	LF	402.0
(4) CONSTRUCT 36" INLET TYPE X PER RCFC&WCD STD DWG NO. CB108	LF	2
(5) CONSTRUCT CATCH BASIN PER RCFC&WCD STD. DWG. NO. CB100 (W & V PER PLAN)	EA	7

OWNER/APPLICANT

TRI POINTE HOMES
1250 CORONA POINTE CT, STE 600
CORONA, CA 92879
(951) 539-5294

LEGAL DESCRIPTION

BEING A SUBDIVISION OF REMAINDER LOT OF TRACT NO. 31288 ON FILE IN BOOK 431, PAGES 89 THROUGH 103, INCLUSIVE, OF MAPS IN THE OFFICE OF THE COUNTY RECORDER OF RIVERSIDE COUNTY, CALIFORNIA, LOCATED IN SECTION 35, T. 2 S., R. 1 W., S.B.M., TOGETHER WITH A PORTION OF GOVERNMENT LOT 4 LOCATED IN SECTION 6, T. 3 S., R. 1 W., S.B.M.

APN NUMBER

400-020-025 & 400-020-040

NOTE

1. APPROVAL OF THESE PLANS APPLIES ONLY WITHIN THE JURISDICTION OF THE CITY OF BEAUMONT.
2. TRENCHING FOR UTILITIES AND STRUCTURES IS NOT ALLOWED UNTIL SOIL COMPACTION REPORT IS SUBMITTED AND APPROVED BY THE PUBLIC WORKS DEPARTMENT.
3. THE CITY RESERVES THE RIGHT TO REQUIRE REVISION OF THE APPROVED PLANS TO CONFORM WITH CURRENT STANDARDS AND TO POST A NEW BOND IF CONSTRUCTION HAS NOT COMMENCED WITHIN TWO YEARS AFTER PLANS WERE APPROVED.

DECLARATION OF ENGINEER OF RECORD:

I HEREBY DECLARE THAT IN MY PROFESSIONAL OPINION, THE DESIGN OF THE IMPROVEMENTS AS SHOWN ON THESE PLANS COMPLIES WITH THE CURRENT PROFESSIONAL ENGINEERING STANDARDS AND PRACTICES. AS THE ENGINEER IN RESPONSIBLE CHARGE OF THE DESIGN OF THESE IMPROVEMENTS, I ACCEPT FULL RESPONSIBILITY FOR SUCH DESIGN. I UNDERSTAND AND ACKNOWLEDGE THAT THE PLAN CHECK OF THESE PLANS BY THE CITY OF BEAUMONT IS A REVIEW FOR THE LIMITED PURPOSE OF ENSURING THAT THESE PLANS COMPLY WITH CITY PROCEDURES AND OTHER APPLICABLE CODES AND ORDINANCES. THE PLAN REVIEW PROCESS IS NOT A DETERMINATION OF THE TECHNICAL ADEQUACY OF THE DESIGN OF THE IMPROVEMENTS. SUCH PLAN CHECK DOES NOT THEREFORE RELIEVE ME OF MY DESIGN RESPONSIBILITY.

AS THE ENGINEER OF RECORD, I AGREE TO DEFEND AND INDEMNIFY THE CITY OF BEAUMONT, ITS OFFICERS, ITS AGENTS, AND ITS EMPLOYEES FROM ANY AND ALL LIABILITY, CLAIMS, DAMAGES, OR INJURIES TO ANY PERSON OR PROPERTY ARISING FROM NEGLIGENT ACTS, ERRORS OR OMISSIONS OF THE ENGINEER OF RECORD, HIS EMPLOYEES, HIS AGENTS OR HIS CONSULTANTS.

SIGNATURE: _____ DATE: 6-18-2021
LICENSE No. C72992 EXP. 12-31-2022

WDID # 833C392309

NOTE:
ALL ELEVATIONS ARE ABBREVIATED AND DO NOT REPRESENT ACTUAL ELEVATIONS. ADD 2000 FEET TO OBTAIN ACTUAL ELEVATION.

NOTE:
WORK CONTAINED WITHIN THESE PLANS SHALL NOT COMMENCE UNTIL AN ENCROACHMENT PERMIT AND/OR A GRADING PERMIT HAS BEEN ISSUED.

THE PRIVATE ENGINEER SIGNING THESE PLANS IS RESPONSIBLE FOR ASSURING THE ACCURACY AND ACCEPTABILITY OF THE DESIGN HEREON. IN THE EVENT OF DISCREPANCIES ARISING AFTER CITY APPROVAL OR DURING CONSTRUCTION, THE PRIVATE ENGINEER SHALL BE RESPONSIBLE FOR DETERMINING AN ACCEPTABLE SOLUTION AND REVISING THE PLANS FOR APPROVED BY THE CITY.

BASIS OF BEARINGS:
DESCRIPTION:
BEARINGS AND COORDINATES AS SHOWN HEREON ARE IN TERMS OF THE CALIORNIA COORDINATE SYSTEM OF 1983 (EPOCH 2004.00), ZONE 6; BASED LOCALLY UPON THE FOLLOWING CSRC STATIONS AS PUBLISHED BY THE CSRC:
CRFP N2322764.069 E6304246.059
CTMS N2352688.681 E6525221.205
MATH N2347786.009 E6271429.242
PIN1 N2392853.393 E6271429.242

CONSTRUCTION CONTRACTOR AGREES THAT IN ACCORDANCE WITH GENERALLY ACCEPTED CONSTRUCTION PRACTICES, CONSTRUCTION CONTRACTOR WILL BE REQUIRED TO ASSUME SOLE AND COMPLETE RESPONSIBILITY FOR JOB SITE CONDITIONS DURING THE COURSE OF CONSTRUCTION OF THE PROJECT, INCLUDING SAFETY OF ALL PERSONS AND PROPERTY; THAT THIS REQUIREMENT SHALL BE MADE TO APPLY CONTINUOUSLY AND NOT BE LIMITED TO NORMAL WORKING HOURS, AND CONSTRUCTION CONTRACTOR FURTHER AGREES TO DEFEND, INDEMNIFY AND HOLD DESIGN PROFESSIONAL HARMLESS FROM ANY AND ALL LIABILITY, REAL OR ALLEGED, IN CONNECTION WITH THE PERFORMANCE OF WORK ON THIS PROJECT, EXCEPTING LIABILITY ARISING FROM THE SOLE NEGLIGENCE OF DESIGN PROFESSIONAL.

UNAUTHORIZED CHANGES & USES:

THE ENGINEER PREPARING THESE PLANS WILL NOT BE RESPONSIBLE FOR, OR LIABLE FOR, UNAUTHORIZED CHANGES TO OR USES OF THESE PLANS. ALL CHANGES TO THE PLANS MUST BE IN WRITING & MUST BE APPROVED BY THE PREPARER OF THESE PLANS.

DIGALERT
Call 2 Working Days Before You Dig!
811

BENCHMARK: CITY OF BEAUMONT
DESCRIPTION:
ELEVATIONS AS SHOWN HEREON ARE IN TERMS OF THE NATIONAL GEODETIC VERTICAL DATUM OF 1929 BASED LOCALLY UPON THE FOLLOWING CITY OF BEAUMONT BENCH MARKS:
BM_11 2602.810
BM_12 2606.040
BM_14 2590.840

BY	MARK	DESCRIPTION	APPR.	DATE
ENGINEER		REVISIONS	CITY	

Michael Baker INTERNATIONAL
75410 Gerald Ford Dr. Ste:100
Palm Desert, CA 92211
Phone: (760) 346-7481
MBAKERINTL.COM

TIMOTHY MATU MULI 6/18/2021
R.C.E. 72992 * EXP. 12/31/2022 DATE

SEAL: REGISTERED PROFESSIONAL ENGINEER TIMOTHY MATU MULI No. 72992 Exp. 12/31/22 CIVIL STATE OF CALIFORNIA

DESIGN BY: TMM
DRAWN BY: EC
CHECKED BY: TMM
SCALE: AS NOTED
DATE: MAY 2021
JOB NUMBER: 180214

Reviewed By: _____ Date: 7/1/2021
Staff Engineer
Recommended for Approval By: _____ Date: 7/1/2021
Administrative Engineer
Approved By: _____ Date: 07/12/2021
City Engineer/Director of Public Works

CITY OF BEAUMONT, PUBLIC WORKS DEPARTMENT
ENGINEERING DIVISION
550E. 6th St
Beaumont, CA 92223
TEL: (951) 769-8520 FAX: (951) 769-8526

CITY OF BEAUMONT, CALIFORNIA
STORM DRAIN PLANS
TRACT 36307-1
TITLE SHEET
WITHIN A PORTION OF SEC. 6, T. 3 S., R. 1 W., S.B.M.
FOR: TRI POINTE HOMES

SHEET 1 OF 4 SHEETS
FILE NO: 3361
PW2021-0638

REVISED: 06/18/21

:\PDATA\TOURNAMENT_HILLS_WILSON\CADD\LAND\DLV\IMPROVE\STORM DRAIN\TRACT 36307-1\180214-SD-001.DWG JACOB.ZEPEDA 6/18/21 9:38 am

REVISED: 06/18/20

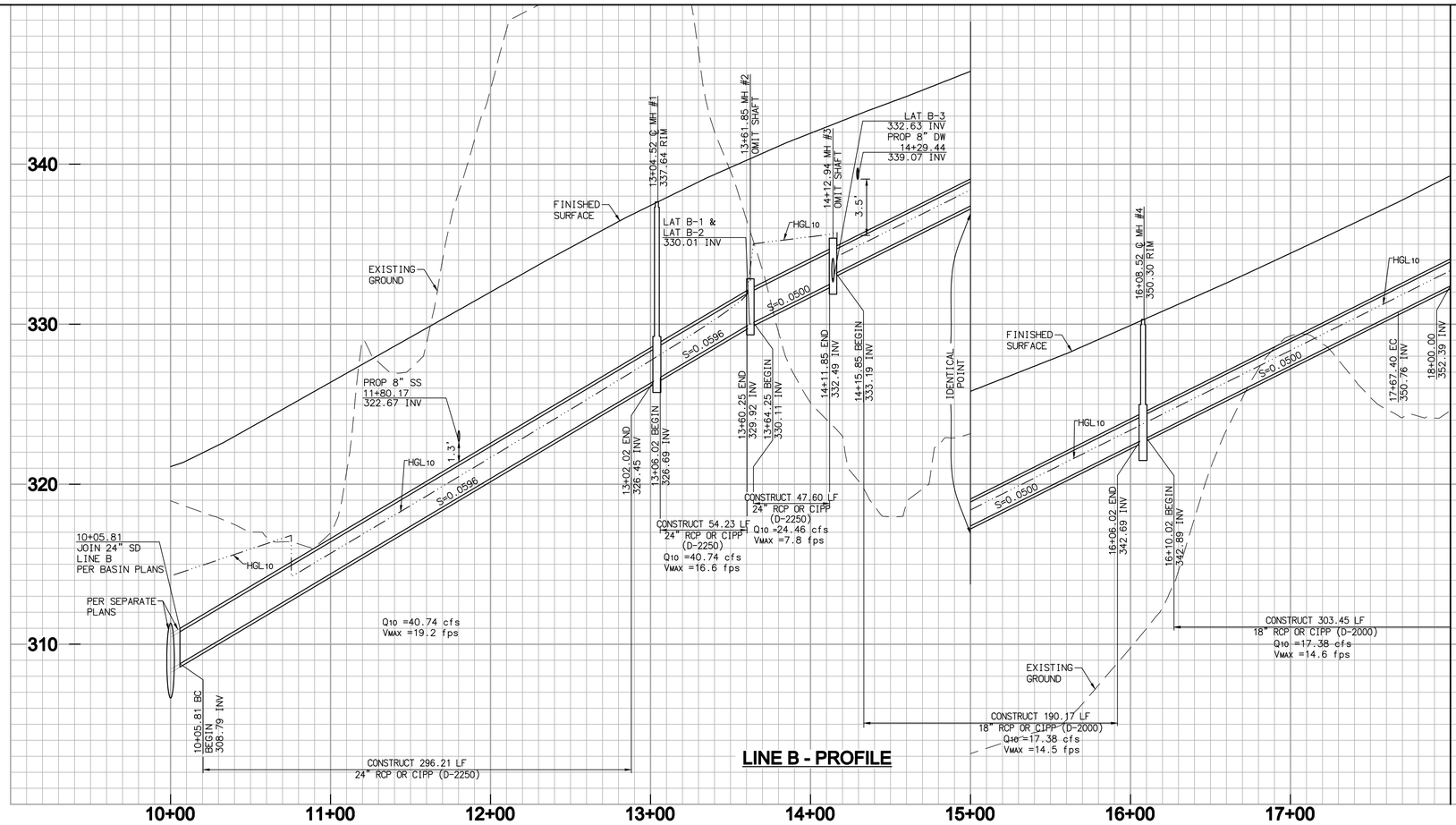

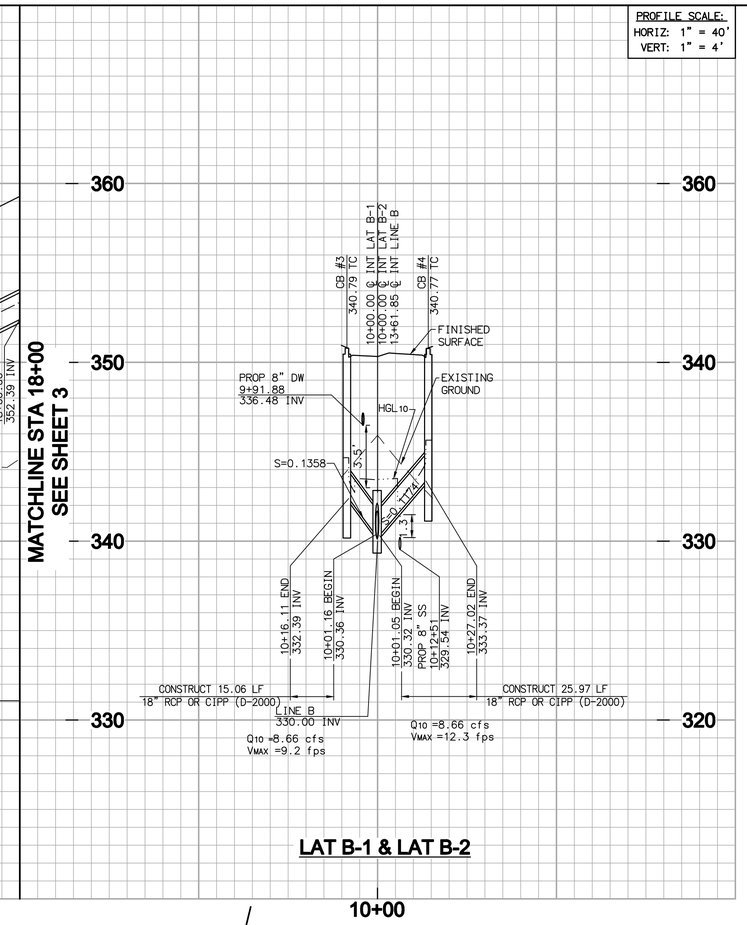

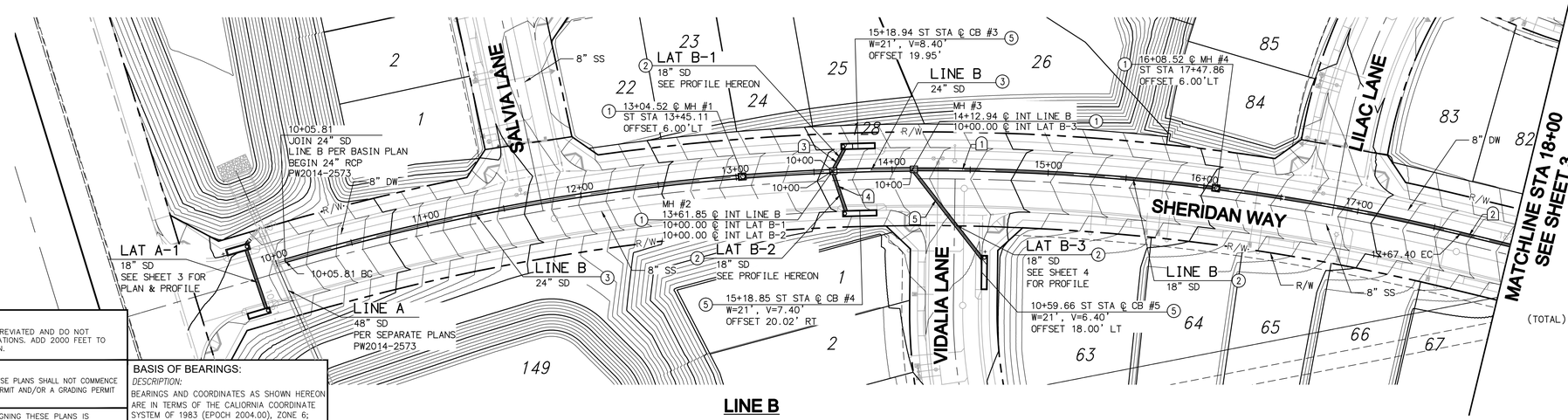

LINE B

CONSTRUCTION NOTES

1. CONSTRUCT MANHOLE NO. 2 PER RIVERSIDE COUNTY STD DWG NO. MH252
2. INSTALL 18" RCP OR CIPP STORM DRAIN (D-LOAD PER PROFILE)
3. INSTALL 24" RCP OR CIPP STORM DRAIN (D-LOAD PER PROFILE)
5. CONSTRUCT CATCH BASIN PER RCFC&WCD STD. DWG. NO. CB100 (W & V PER PLAN)

LINE/CURVE DATA TABLE

NO.	BEARING/DELTA	RADIUS	LENGTH	TANGENT	SIZE	MATERIAL
1	29°55'43"	1458.00'	761.59'	389.70'	18"/24"	RCP OR CIPP
2	N 24°32'15" E	--	363.72'	--	18"	RCP OR CIPP
3	N 50°52'50" W	--	20.27'	--	18"	RCP OR CIPP
4	N 82°10'59" E	--	30.78'	--	18"	RCP OR CIPP
5	N 62°55'04" E	--	78.25'	--	18"	RCP OR CIPP
(TOTAL)						

40 20 0 40 80 120
SCALE: 1"=40'

NOTE:
ALL ELEVATIONS ARE ABBREVIATED AND DO NOT REPRESENT ACTUAL ELEVATIONS. ADD 2000 FEET TO OBTAIN ACTUAL ELEVATION.

NOTE:
WORK CONTAINED WITHIN THESE PLANS SHALL NOT COMMENCE UNTIL AN ENCROACHMENT PERMIT AND/OR A GRADING PERMIT HAS BEEN ISSUED.

THE PRIVATE ENGINEER SIGNING THESE PLANS IS RESPONSIBLE FOR ASSURING THE ACCURACY AND ACCEPTABILITY OF THE DESIGN HEREON. IN THE EVENT OF DISCREPANCIES ARISING AFTER CITY APPROVAL OR DURING CONSTRUCTION, THE PRIVATE ENGINEER SHALL BE RESPONSIBLE FOR DETERMINING AN ACCEPTABLE SOLUTION AND REVISING THE PLANS FOR APPROVED BY THE CITY.

BASIS OF BEARINGS:
DESCRIPTION:
BEARINGS AND COORDINATES AS SHOWN HEREON ARE IN TERMS OF THE CALIORNIA COORDINATE SYSTEM OF 1983 (EPOCH 2004.00), ZONE 6; BASED LOCALLY UPON THE FOLLOWING CSRC STATIONS AS PUBLISHED BY THE CSRC:
CRFP N2322764.069 E6304246.059
CTMS N2352688.681 E6525221.205
MATH N2347786.009 E6271429.242
PIN1 N2392853.393 E6271429.242

DIGALERT
Call 2 Working Days Before You Dig!
811

BENCHMARK: CITY OF BEAUMONT
DESCRIPTION:
ELEVATIONS AS SHOWN HEREON ARE IN TERMS OF THE NATIONAL GEODETIC VERTICAL DATUM OF 1929 BASED LOCALLY UPON THE FOLLOWING CITY OF BEAUMONT BENCH MARKS:
BM_11 2602.810
BM_12 2606.040
BM_14 2590.840

BY	MARK	DESCRIPTION	APPR.	DATE
ENGINEER		REVISIONS	CITY	

Michael Baker INTERNATIONAL
75410 Gerald Ford Dr. Ste:100
Palm Desert, CA 92211
Phone: (760) 346-7481
MBAKERINTL.COM

TIMOTHY MATU MULI
R.C.E. 72992 * EXP. 12/31/2022
6/18/2021
DATE

SEAL
REGISTERED PROFESSIONAL ENGINEER
TIMOTHY MATU MULI
No. 72992
Exp. 12/31/22
CIVIL
STATE OF CALIFORNIA

DESIGN BY: TMM
DRAWN BY: EC
CHECKED BY: TMM
SCALE: AS NOTED
DATE: MAY 2021
JOB NUMBER: 180214

CITY of BEAUMONT CALIFORNIA INC. NOV. 18, 1912

Reviewed By: _____ Staff Engineer Date: 7/1/2021
Recommended for Approval By: _____ Administrative Engineer Date: 7/1/2021
Approved By: _____ City Engineer/Director of Public Works Date: 07/12/2021

CITY OF BEAUMONT, PUBLIC WORKS DEPARTMENT
ENGINEERING DIVISION
550E. 6th St
Beaumont, CA 92223
TEL: (951) 769-8520 FAX: (951) 769-8526

CITY OF BEAUMONT, CALIFORNIA
STORM DRAIN PLANS
TRACT 36307-1
LINE B STA 10+00 TO STA 18+00
LAT B-1 & LAT B-2
WITHIN A PORTION OF SEC. 6, T. 3 S., R. 1 W., S.B.M.
FOR: TRI POINTE HOMES

SHEET 2 OF 4 SHEETS
FILE NO: 3361
PW2021-0638

\PDATA\TOURNAMENT_HILLS_WILSON\CADD\LAND\DLV\IMPROVE\STORM DRAIN\TRACT 36307-1\180214-SD-002.DWG JACOB.ZEPEDA 6/18/21 9:55 am

PROFILE SCALE:
HORIZ: 1" = 40'
VERT: 1" = 4'

Item 5.

REVISED: 06/18/

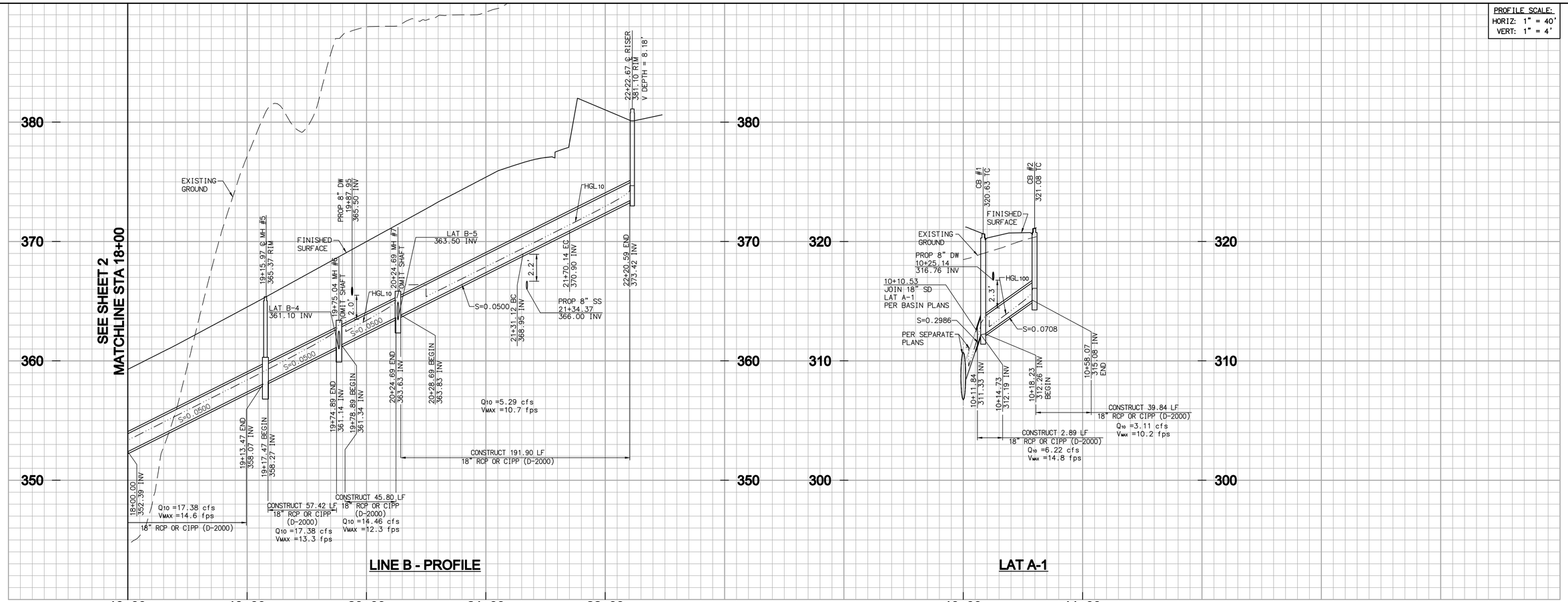

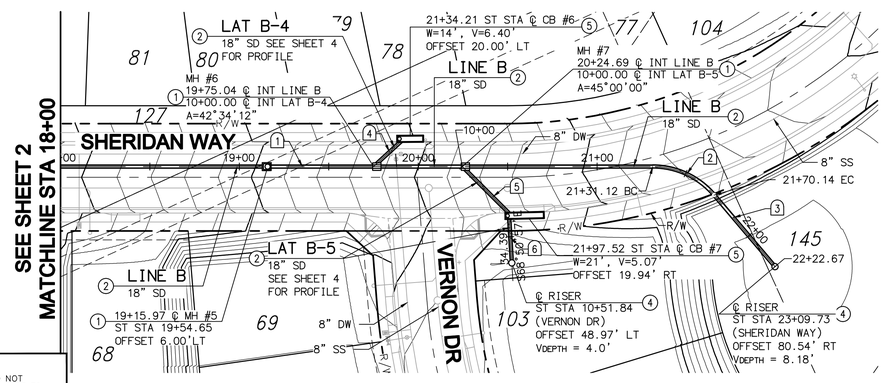

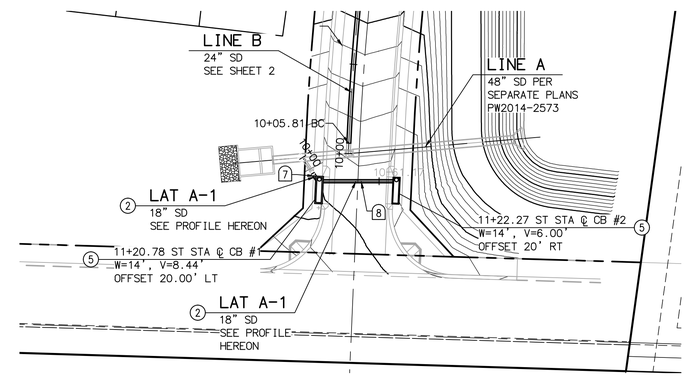

CONSTRUCTION NOTES

1. CONSTRUCT MANHOLE NO. 2 PER RIVERSIDE COUNTY STD DWG NO. MH252
2. INSTALL 18" RCP OR CIPP STORM DRAIN (D-LOAD PER PROFILE)
4. CONSTRUCT 36" INLET TYPE X PER RCFC&WCD STD DWG NO. CB108
5. CONSTRUCT CATCH BASIN PER RCFC&WCD STD. DWG. NO. CB100 (W & V PER PLAN)

LINE/CURVE DATA TABLE

NO	BEARING/DELTA	RADIUS	LENGTH	TANGENT	SIZE	MATERIAL
1	N 24°32'15" E	--	363.72'	--	18"	RCP OR CIPP
2	49°40'57"	45.00'	39.02'	20.83'	18"	RCP OR CIPP
3	N 74°13'12" E	--	52.53'	--	18"	RCP OR CIPP
4	N 18°01'57" W	--	25.13'	--	18"	RCP OR CIPP
5	N 69°32'15" E	--	36.77'	--	18"	RCP OR CIPP
6	N 68°50'57" W	--	24.39'	--	18"	RCP OR CIPP
7	N 40°49'07" W	--	5.28'	--	18"	RCP OR CIPP
8	N 82°07'07" E	--	45.37'	--	18"	RCP OR CIPP

(TOTAL)

40 20 0 40 80 120
SCALE: 1"=40'

NOTE:
ALL ELEVATIONS ARE ABBREVIATED AND DO NOT REPRESENT ACTUAL ELEVATIONS. ADD 2000 FEET TO OBTAIN ACTUAL ELEVATION.

NOTE:
WORK CONTAINED WITHIN THESE PLANS SHALL NOT COMMENCE UNTIL AN ENCROACHMENT PERMIT AND/OR A GRADING PERMIT HAS BEEN ISSUED.

THE PRIVATE ENGINEER SIGNING THESE PLANS IS RESPONSIBLE FOR ASSURING THE ACCURACY AND ACCEPTABILITY OF THE DESIGN HEREON, IN THE EVENT OF DISCREPANCIES ARISING AFTER CITY APPROVAL OR DURING CONSTRUCTION, THE PRIVATE ENGINEER SHALL BE RESPONSIBLE FOR DETERMINING AN ACCEPTABLE SOLUTION AND REVISING THE PLANS FOR APPROVED BY THE CITY.

BASIS OF BEARINGS:
DESCRIPTION:
BEARINGS AND COORDINATES AS SHOWN HEREON ARE IN TERMS OF THE CALIFORNIA COORDINATE SYSTEM OF 1983 (EPOCH 2004.00), ZONE 6; BASED LOCALLY UPON THE FOLLOWING CSRC STATIONS AS PUBLISHED BY THE CSRC:
CRFP N2322764.069 E6304246.059
CTMS N2352688.681 E6525221.205
MATH N2347786.009 E6271429.242
PIN1 N2392853.393 E6271429.242

DIGALERT
Call 2 Working Days Before You Dig!
811

BENCHMARK: CITY OF BEAUMONT
DESCRIPTION:
ELEVATIONS AS SHOWN HEREON ARE IN TERMS OF THE NATIONAL GEODETIC VERTICAL DATUM OF 1929 BASED LOCALLY UPON THE FOLLOWING CITY OF BEAUMONT BENCH MARKS:
BM_11 2602.810
BM_12 2606.040
BM_14 2590.840

BY	MARK	DESCRIPTION	APPR.	DATE
ENGINEER		REVISIONS	CITY	

Michael Baker INTERNATIONAL
75410 Gerald Ford Dr. Ste:100
Palm Desert, CA 92211
Phone: (760) 346-7481
MBAKERINTL.COM

TIMOTHY MATU MULI 6/18/2021
R.C.E. 72992 * EXP. 12/31/2022
DATE

SEAL
REGISTERED PROFESSIONAL ENGINEER
TIMOTHY MATU MULI
No. 72992
Exp. 12/31/22
CIVIL
STATE OF CALIFORNIA

DESIGN BY: TMM
DRAWN BY: EC
CHECKED BY: TMM
SCALE: AS NOTED
DATE: MAY 2021
JOB NUMBER: 180214

CITY of BEAUMONT
CALIFORNIA
INC. NOV. 18, 1912

Reviewed By: Staff Engineer Date: 7/1/2021
Recommended for Approval By: Administrative Engineer Date: 7/1/2021
Approved By: City Engineer/Director of Public Works Date: 07/12/2021

CITY OF BEAUMONT, PUBLIC WORKS DEPARTMENT
ENGINEERING DIVISION
550E. 6th St
Beaumont, CA 92223
TEL: (951) 769-8520 FAX: (951) 769-8526

CITY OF BEAUMONT, CALIFORNIA
STORM DRAIN PLANS
TRACT 36307-1
LINE B STA 18+00 TO STA 22+22.67
LAT A-1, LAT B-4, LAT B-5
WITHIN A PORTION OF SEC. 6, T. 3 S., R. 1 W., S.B.M.
FOR: TRI POINTE HOMES

SHEET 3 OF 4 SHEETS
FILE NO: 3361
PW2021-0638

H:\PDATA\TOURNAMENT_HILLS_WILSON\CADD\LAND\DIV\IMPROVE\STORM DRAIN\TRACT 36307-1\180214-SD-003.DWG JACOB.ZEPEDA 6/18/21 10:12 am

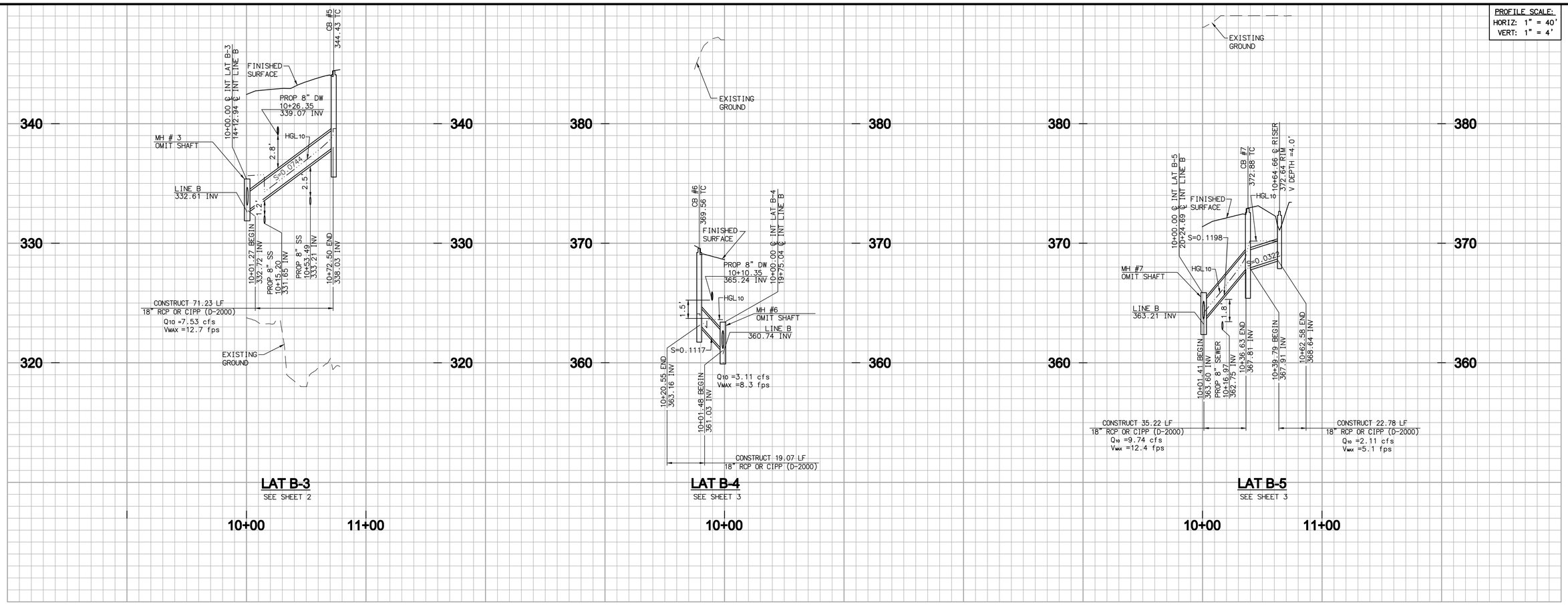

REVISED: 06/18/20

Item 5.

NOTE:
ALL ELEVATIONS ARE ABBREVIATED AND DO NOT REPRESENT ACTUAL ELEVATIONS. ADD 2000 FEET TO OBTAIN ACTUAL ELEVATION.

NOTE:
WORK CONTAINED WITHIN THESE PLANS SHALL NOT COMMENCE UNTIL AN ENCROACHMENT PERMIT AND/OR A GRADING PERMIT HAS BEEN ISSUED.

THE PRIVATE ENGINEER SIGNING THESE PLANS IS RESPONSIBLE FOR ASSURING THE ACCURACY AND ACCEPTABILITY OF THE DESIGN HEREON. IN THE EVENT OF DISCREPANCIES ARISING AFTER CITY APPROVAL OR DURING CONSTRUCTION, THE PRIVATE ENGINEER SHALL BE RESPONSIBLE FOR DETERMINING AN ACCEPTABLE SOLUTION AND REVISING THE PLANS FOR APPROVED BY THE CITY.

BASIS OF BEARINGS:
DESCRIPTION:
BEARINGS AND COORDINATES AS SHOWN HEREON ARE IN TERMS OF THE CALIORNIA COORDINATE SYSTEM OF 1983 (EPOCH 2004.00), ZONE 6; BASED LOCALLY UPON THE FOLLOWING CSRC STATIONS AS PUBLISHED BY THE CSRC:
CRFP N2322764.069 E6304246.059
CTMS N2352688.681 E6525221.205
MATH N2347786.009 E6271429.242
PIN1 N2392853.393 E6271429.242

DIGALERT
Call 2 Working Days Before You Dig!
811

BENCHMARK: CITY OF BEAUMONT
DESCRIPTION:
ELEVATIONS AS SHOWN HEREON ARE IN TERMS OF THE NATIONAL GEODETIC VERTICAL DATUM OF 1929 BASED LOCALLY UPON THE FOLLOWING CITY OF BEAUMONT BENCH MARKS:
BM_11 2602.810
BM_12 2606.040
BM_14 2590.840

BY	MARK	DESCRIPTION	APPR.	DATE
ENGINEER		REVISIONS	CITY	

Michael Baker INTERNATIONAL
75410 Gerald Ford Dr. Ste:100
Palm Desert, CA 92211
Phone: (760) 346-7481
MBAKERINTL.COM

TIMOTHY MATU MULI
R.C.E. 72992 * EXP. 12/31/2022
6/18/2021
DATE

SEAL
REGISTERED PROFESSIONAL ENGINEER
TIMOTHY MATU MULI
No. 72992
Exp. 12/31/22
CIVIL
STATE OF CALIFORNIA

DESIGN BY: TMM
DRAWN BY: EC
CHECKED BY: TMM
SCALE: AS NOTED
DATE: MAY 2021
JOB NUMBER: 180214

CITY of BEAUMONT CALIFORNIA INC. NOV. 18, 1912

Reviewed By: Staff Engineer Date: 7/1/2021
Recommended for Approval By: Administrative Engineer Date: 7/1/2021
Approved By: City Engineer/Director of Public Works Date: 07/12/2021

CITY OF BEAUMONT, PUBLIC WORKS DEPARTMENT
ENGINEERING DIVISION
550E. 6th St
Beaumont, CA 92223
TEL: (951) 769-8520 FAX: (951) 769-8526

CITY OF BEAUMONT, CALIFORNIA
STORM DRAIN PLANS
TRACT 36307-1
LATERALS - LAT B-3, LAT B-4, LAT B-5
WITHIN A PORTION OF SEC. 6, T. 3 S., R. 1 W., S.B.M.
FOR: TRI POINTE HOMES

SHEET 4 OF 4 SHEETS
FILE NO: 3361
PW2021-0638

\PDATA\TOURNAMENT_HILLS_WILSON\CADD\LAND\DLV\IMPROVE\STORM DRAIN\TRACT 36307-1\180214-SD-004.DWG JACOB.ZEPEDA 6/18/21 10:24 am

Staff Report

TO: City Council

FROM: Christina Taylor, Community Development Director

DATE October 19, 2021

SUBJECT: **Second Reading and Consideration of an Amendment to Beaumont Municipal Code Chapter 17.14.030 "Definitions", Amendment to Table 17.03-3 "Permitted Uses in Base Zone Districts" and Addition of 17.11.160 "Energy Storage Facilities"**

Background and Analysis:

The State of California has recently enacted policies and legislation related to alternative energy. Some of the most notable legislation includes:

- SB100 "The 100 Percent Clean Energy Act of 2018,"
- SB350 "The Golden State Energy Act" (2019),
- AB802 "Energy Efficiency" (2015),
- Executive Order N-79-20, and
- Numerous Emergency Proclamations related to energy use.

The Beaumont Municipal Code Chapter 17 "Zoning" regulates land uses within the City of Beaumont. The code allows for a variety of utility related uses including water, sewer and wind. Other than wind, the code does not provide an option for alternative energy. In an effort to acknowledge the direction of the State and to provide options for a variety of alternative energy in the City, City staff is proposing the addition of energy storage facilities to the Beaumont Municipal Code.

The proposed ordinance is aimed at providing the opportunity for energy storage while protecting the health and safety of the general public. This is achieved through properly classifying facilities, providing development standards, performance measures and ensuring proper decommissioning when the use is terminated. The ordinance contains the following key components which speak to these points:

- Classification of energy storage facilities and components,

- Development standards addressing site design,
- Standard conditions of approval, and
- Decommissioning plan including establishment of a decommissioning fund.

The proposed code chapter in its entirety is included as an attachment along with the definitions and permitted use table.

On September 28, 2021, the City of Beaumont Planning Commission conducted a public hearing of this item and forwarded a recommendation of approval to the City Council.

Fiscal Impact:

The cost to research and prepare this item is approximately $2,000.

Recommended Action:

Waive the second full reading and adopt by title only, “An Ordinance of the City Council of the City of Beaumont approving an Amendment to Beaumont Municipal Code Chapter 17.14.030 ‘Definitions’, Amendment to Table 17.03-3 ‘Permitted Uses in Base Zone Districts’ and Addition of 17.11.160 ‘Energy Storage Facilities’”

Attachments:

A. Ordinance
B. Draft Municipal Code Chapter 17.14.030 “Definitions”
C. Draft Table 17.03-3 “Permitted Uses in Base Zone Districts”
D. Draft Chapter 17.11.160 “Energy Storage Facilities”

ORDINANCE NO.

AN ORDINANCE OF THE CITY COUNCIL OF THE CITY OF BEAUMONT, CALIFORNIA AMENDING TABLE 17.03-3 "PERMITTED USES FOR BASE ZONE DISTRICTS" AMENDING CHAPTER 17.14.030 "DEFINITIONS," OF THE BEAUMONT MUNICIPAL CODE AND ADDING CHAPTER 17.11.160 "ENERGY STORAGE FACILITIES"

BE IT ORDAINED BY THE CITY COUNCIL OF THE CITY OF BEAUMONT, RIVERSIDE COUNTY, STATE OF CALIFORNIA AS FOLLOWS:

SECTION 1. CEQA. The City Council finds that the actions contemplated by this Ordinance are exempt from the California Environmental Quality Act ("CEQA") pursuant to 15061(b)(3), CEQA review is not required because there is no possibility that this Ordinance may have a significant effect upon the environment and the proposed text amendments constitute a minor alteration in a land use limitation under CEQA Guidelines Section 15305, and such a land use limitation is a permissible exercise of the City's zoning powers.

SECTION 2. Severability. The City Council hereby declares that if any provision, section, paragraph, sentence, or word of this Ordinance is rendered or declared to be invalid or unconstitutional by any final court action in a court of competent jurisdiction, or by reason of any preemptive legislation, such invalidity shall not affect the other provisions, sections, paragraphs, sentences, or words of this Ordinance, and to this end the provisions of this Ordinance are severable. The City Council declares that it would have adopted this Ordinance irrespective of the invalidity of any particular portion thereof and intends that the invalid portions should be severed, and the balance of the Ordinance enforced.

SECTION 3. Prosecution of Prior Ordinances. Neither the adoption of this Ordinance nor the repeal of any other ordinance of this City shall in any manner affect the prosecution of any violation of any City ordinance or provision of the City of Beaumont Municipal Code, committed prior to the effective date hereof, nor be construed as a waiver of any penalty or the penal provisions applicable to any violation thereof.

SECTION 4. The City Council hereby amends Title 17, Table 17.03-3 "Permitted Uses in Base Zone Districts" to include uses specifically set forth in Exhibit "A", which Exhibit is attached hereto and made a part hereof.

SECTION 5. The City Council hereby amends Title 17, Chapter 17.14.030 "Definitions" to include uses specifically set forth in Exhibit "B", which Exhibit is attached hereto and made a part hereof.

SECTION 6. The City Council hereby amends Title 17, adding Chapter 17.11.160 "Energy Storage Facilities" as specifically set forth in Exhibit "C", which Exhibit is attached hereto and made a part hereof.

SECTION 7. Effective Date and Publication. The Mayor shall sign and the City Clerk shall certify to the passage of this Ordinance and cause the same or a summary thereof to be published within 15 days after adoption in accordance with Government Code Section 36933. This Ordinance shall take effect 30 days after adoption in accordance with Government Code Section 36937.

NOW, THEREFORE, BE IT ORDAINED that the City Council of the City of Beaumont, California, approves an amendment to the City Code.

INTRODUCED AND READ for the first time and ordered posted at a regular meeting of the City Council of the City of Beaumont, California, held on the 5th day of October 2021, by the following roll call vote:

AYES:

NOES

ABSENT

ABSTAIN

PASSED, APPROVED AND ADOPTED at a regular meeting of the City Council of the City of Beaumont, California, held on the 19th day of October 2021.

AYES:

NOES:

ABSENT:

ABSTAIN:

_____

Mike Lara, Mayor

Attest: _____

City Clerk

Approved as to form:

_____

John O. Pinkney, City Attorney

17.14.030 Definitions (A through Z).

A

Above-ground/on-ground pool. See "Swimming pool".

Abut or Abutting. The same as meaning adjoining.

Access. The place, or way, by which pedestrians and vehicles are provided adequate and usable ingress and egress to a property or use as required by this Zoning Code.

Accessory Use. A use incidental to, related, and clearly subordinate to the principal use established on the same lot or parcel of land where such accessory use is located.

Adjacent. Two or more lots or parcels of land separated by an alley, street, highway or recorded easement, or two or more objects located near or in close proximity to each other.

Adjoining. Two or more lots or parcels of land sharing a common boundary line, or two or more objects in physical contact with each other.

Affordable Unit. Refers to a housing development project in which 80 percent of the units shall be designated for very low-income households and 20 percent reserved for low-income households as those terms are defined in the Health and Safety Code.

Alley. A public or private right-of-way, other than a street or highway, permanently reserved as a secondary means of vehicular access to adjoining properties.

Amendment. A change in the wording, context, content, or substance of this Zoning Code or in the zoning map. Such changes must be adopted by ordinance by the City Council in the manner prescribed by law.

Amusement Arcade. Any place open to the public where five or more amusement games are maintained for use by the public. When only a portion of the premises is used for the operation of amusement games, only that portion shall be considered as an amusement arcade.

Amusement Game. Any entertainment device for which a fee is paid to play, including, but not limited to, pinball, video or other electronic games.

Animal Hospital. Shall mean a place where anima s or pets are given medical or surgical treatment and cared for during the time of such treatment. Use as a kennel shall be limited to short time boarding and shall be only incidental to such hospital use.

Animals—Retail Sales. The retail sales of small animals (such as dogs, cats, birds, and fish), provided such activities take place within an entirely enclosed building.

Antique Shop. An establishment primarily engaged in the sale of antiques.

Apartment House. A building, or a portion of a building, designed or used for occupancy by three or more households living independently of each other and containing three or more individual dwelling units within a single structure.

Apartment Unit. A room or suite of two or more rooms with a single kitchen in a multiple-family dwelling, suitable for occupancy as a dwelling unit for one household.

Arcade. See "Amusement arcade".

Artists' Studio. A building containing work space and retail sales space for artists and artisans producing individual one-of-a-kind works of art, including individuals practicing a fine art, or skilled in an applied art or craft, provided that the use does not impact any other use or property with noise, odor, dust, vibration, or other nuisance. This classification includes, but is not limited to, painter's studios, ceramic studios, and custom jewelry studios.

Assessor. The Assessor of the County of Riverside.

Automobile Parking or Storage Facility means a type of outdoor storage use whereby an outdoor lot, lot area, or parcel of land used, is designed and maintained primarily for the purpose of storing, parking, dispatching, or keeping automobiles or recreational vehicles (including RV's, boats, watercraft, off-road vehicles) or other vehicles, together with or without facilities necessary to service, dispatch, store or maintain aforementioned vehicles, their cargos and crews. Also applies to a business establishment providing towing and/or storage of operative or inoperative vehicles. This classification includes the storage of tow-aways, impound yards, and storage lots for buses and recreational vehicles, but does not include vehicle dismantling.

Automobile Wrecking or Automobile Dismantling. A business establishment engaged in the dismantling and/or wrecking of automobiles, used motor vehicles or trailers, and/or the storage, sale, or dumping of dismantled, partially dismantled, obsolete, or wrecked vehicles or parts.

Automobile Service Station. An establishment providing gasoline oil and other additives, and/or performing minor repairs and other customary services for automobiles and light vehicles, but excluding painting, body work steam cleaning, and major repairs.

Advertising Structure. A structure of any kind or character, erected or maintained for outdoor advertising purposes, upon which any poster bill,

Awning. Either a fabric covered appendage or a temporary collapsible shelter of noncombustible materials supported entirely from the exterior wall of a building.

B

Balcony. A platform that projects from the wall of a building, typically above the first level, and is surrounded by a rail, balustrade, or parapet on at least one side.

Balcony, Unenclosed. A balcony open to the sky and not fully enclosed on more than two sides.

Balloon. A floating air-filled or gas-filled object tethered to a fixed location (also see "Sign, balloon").

Banks and Savings. A state- or federally-chartered financial institution that provides retail banking

Barrier. A fence, a wall, a building wall or a combination thereof which completely surrounds the swimming pool and obstructs access to the swimming pool.

Bars and Cocktail Lounges. Establishments where alcoholic beverages are sold for consumption on the premises. This classification excludes restaurants and commercial recreation uses that may serve alcoholic beverages incidental to the primary use.

Basement. That portion of a building located between the ground level or first floor of a structure.

Battey. A single cell or a group of cells connected together electrically in series, in parallel, or a combination of both, which can charge, discharge, and store energy electrochemically. For the purposes of this chapter, batteries utilized in consumer products are excluded from these requirements.

Battery Energy Storage Management System. An electronic system that protects storage batteries from operating outside their safe operating parameters and disconnects electrical power to the energy storage system or places it in a safe condition if potentially hazardous temperatures or other conditions are detected. The system generates an alarm and trouble signal for abnormal conditions

Battery Energy Storage System. A system consisting of electrochemical storage batteries, battery chargers, controls, power conditioning systems and associated electrical equipment, assembled together, capable of storing energy in order to supply electrical energy at a future time, not to include a stand-alone 12-volt car battery or an electric motor vehicle.

Billiard Parlor. An establishment that provides five or more billiard and/or pool tables.

Boarding. A residence or dwelling, other than a hotel, wherein three or more rooms are rented under three or more separate written or oral rental agreements, leases or subleases or combination thereof, whether or not the owner, agent or rental manager resides within the residence.

Building. Any structure having a roof supported by columns or by walls and intended for the shelter, housing, or enclosure of persons, animals, or property of any kind.

Building; Accessory. A detached subordinate building, the use of which is incidental to that of the primary building or to the principal use of the land, and which is located on the same lot or parcel of land with the main building or principal use of the land.

Building, Height. The vertical distance as measured continuously along a line at existing grade bisecting the width of the lot to the highest point of a building or structure, except as provided elsewhere in this Zoning Ordinance.

Building, Main. A building in which is conducted a principal use of the lot or parcel of land upon which it is situated. In a residential or agricultural zone, any residential unit shall be deemed to be a main building upon the lot or parcel of land on which it is situated.

Building Material Sales. An establishment engaged in retailing or wholesaling of building supplies or equipment. This classification includes lumber yards and tool and equipment sales, but excludes businesses engaged in the retail sales of paint and hardware, building contractor's yards, and activities classified under "Equipment Leasing and Rentals."

Building Site. The ground area of one or the ground area of two or more lots when used in combination of a building or group of buildings together with all open spaces as required by this Ordinance.

Building Wall. The vertical surface, or any element thereof, including any structural member or group of structural members attached the vertical surface, that defines the exterior boundaries of a building.

Business and Trade School. An establishment which provides on-site training of business, commercial, and/or trade skills such as accounting, data processing, and computer repair. This classification excludes establishments providing training in an activity that is not otherwise permitted in the applicable zone. Incidental instructional services in conjunction with another primary use shall not be considered a business and trade school.

C

Cabana. A structure containing not more than 700 square feet, not containing a kitchen.

Camp, Day. A facility with an organized daytime program involving the supervision and care of children.

Canopy. Has the same meaning as "awning" as defined in this section, except that a canopy contains separate supporting posts and is not supported entirely from the exterior wall of a building. A fixed overhead shelter used as may or may not be attached to a building.

Carport. A permanently-roofed structure with no more than two enclosed sides, used or intended to be used for automobile shelter and storage.

Cell. The basic electrochemical unit, characterized by an anode and a cathode, used to receive, store, and deliver electrical energy.

Cellar. See "Basement".

Center-line. The center-line of any street, as established by the City Engineer by official surveys, and on file in the office of the City Engineer.

Check Cashing. A business that, for compensation, engages in the business of cashing checks, warrants, drafts, money orders, or other commercial paper serving the same purpose. This classification does not include a

state- or federally- chartered bank, savings association, credit union, or industrial loan company. Further, this classification does not include establishments selling consumer goods where the cashing of checks or money orders is incidental to the main purpose of the business.

Church. A facility used for religious worship and incidental religious education and/or activities, including a parsonage which shall be a maximum of 1,200 square feet or 50 percent of the assembly hall whichever is less. Setbacks and parking shall meet the residential single family requirements. This definition does not include private schools as defined in this section of the Zoning Ordinance.

Child Care Center. A facility that provides non-medical care to children under 18 years of age in need of personal services, supervision, or assistance essential for sustaining the activities of daily living or for the protection of the individual on less than a 24-hour basis. "Child care center" includes day care centers and family day care homes.

City. Refers to the City of Beaumont.

Club, Private. Any building or premises used by an association of persons, whether incorporated or unincorporated, organized for some common purpose, but not including a group organized solely or primarily to render a service customarily carried on as a commercial enterprise. This definition does not include "Adult" business establishments.

Clubs and Lodges. A private or nonprofit organization providing meeting, recreational, or social facilities primarily for use by members and/or guests.

Commercial Printing. A business providing printing, blueprinting, photocopying, engraving, binding, or related services.

Commercial Vehicle. A vehicle which, when operated on a street, is required to be registered as a commercial vehicle under the State Vehicle Code, and which is used or maintained for the transportation of persons for hire, compensation, or profit, or which is designed, used, or maintained primarily for the transportation of property.

Commission. Refers to the Planning Commission of the City of Beaumont.

Commissioning. A systematic process that provides documented confirmation that a battery energy storage system functions according to the intended design criteria and complies with applicable code requirements.

Communications Facilities. An establishment engaged in broadcasting, recording, and other communication services accomplished through electronic or telephonic mechanisms. This classification includes, but is not limited to, radio, television, or recording studios, telephone switching centers, and telegraph offices.

Communications Facilities, Wireless. An unstaffed facility used for the transmission or reception of wireless telecommunication services, commonly consisting of an antenna array, connection cables, a support structure, and ancillary support facilities.

Community Center. A building, buildings, or portions thereof used for recreational, social, educational, and cultural activities where buildings and associated improvements are owned and/or operated by a public, nonprofit, or public serving group or agency.

Condominium. An undivided interest in common in a portion of real property coupled with a separate interest in space called a "unit," the boundaries of which are described on a recorded final map, parcel map, or condominium plan. The description of the unit may refer to: a) boundaries described in the recorded final map, parcel map, or condominium plan, b) physical boundaries, either in existence, or to be constructed, such as wall, floors, and ceilings of a structure or any portion thereof, c) an entire structure containing one or more units, or d) any combination thereof. An individual condominium within a condominium project may include, in addition, a separate interest in other portions of the real property. This term shall also include stock-cooperative developments.

Condominium Project. A common interest development consisting of condominiums.

Contractor or Building Materials Storage Yard means establishments which engage primarily in the outdoor storage of goods, materials (except temporary storage of construction materials associated with an active building permit), machines, vehicles, trailers, and other equipment associated with a construction or contractor's business licensed within the City of Beaumont.

Convalescent Facilities. A business establishment engaged in providing care on 24-hour basis for persons requiring regular medical attention, but excluding facilities providing surgical or emergency medical services.

Convalescent Home. A home or establishment offering or providing lodging, meals, nursing, dietary, or other personal services to five or more convalescents, invalids, or aged persons, but shall not include surgery or the care of persons with contagious or communicable diseases.

Conversion (Condominium). A change in the type of ownership of a parcel or parcels of land, together with the existing structures, from rental housing, as defined in this section, to a condominium, community apartment, planned development, stock cooperative, or common interest development.

County. Refers to the County of Riverside.

Court. An open, unoccupied space, bounded on two or more sides by the walls of a building. "Inner court" is a court entirely enclosed within the exterior walls of a building. All other courts are referred to as outer courts.

Coverage. The percentage of total site area covered by structures, open or enclosed, excluding the following uncovered structures: steps, courts, patios, terraces, and swimming pools.

D

Dairy. Any premises where three or more cows, three or more goats or one or more cows and two or more goats, or two or more cows and one or more goats are kept, milked, or maintained.

Daycare Center, Adult. A state-licensed facility designed to provide necessary care and supervision to persons 18 years of age or older on less than a 24-hour basis. Adult day care centers include the various types of adult day services as defined under state law that include "adult day care facilities," "adult social day care facilities," and "adult day health care facilities."

Day Care Center, Children. A state-licensed facility, other than a family day care home, providing non-medical care and supervision to children under 18 years of age on less than a 24-hour basis. Child day care centers shall include "day care centers" as defined under state law, which include infant centers, preschools, and extended day care facilities.

Deck. A platform other than a balcony, either freestanding or attached to a building, without a roof, that is supported by pillars, posts, or walls.

Decommissioning Plan. A plan to retire the physical facilities of the Project, including decontamination, dismantlement, rehabilitation, landscaping and monitoring. The plan contains detailed information on the proposed decommissioning and covers the schedule, type and sequence of decommissioning activities; waste management, storage and disposal of the waste from decommissioning; the timeframe for decommissioning and site rehabilitation.

Director and Director of Planning and Planning Director. Refers to the Community Development Director or his or her designee.

Drive-in Restaurant. Any building or structure in which food and drink are prepared for service to customers outside of such building or structure, even though the same is served to customers inside said building or structure or to customers occupying vehicles outside such structure, and shall include self-service restaurants for take-out food.

Drive-thru. See "Establishment with drive-up service".

Driveway. An appropriately paved and privately-owned surface or road that provides access to off-street parking or loading facilities.

Dump. An area devoted to the disposal of combustible or non-combustible refuse.

Duplex. A structure consisting of two dwelling units.

Dwelling or Dwelling Unit. An attached or detached building containing one or more rooms wherein the occupants of each dwelling unit are living and functioning together as a single housekeeping unit, meaning that they have established ties and familiarity with each other, jointly use common areas, interact with each other, share meals, household activities, expenses and responsibilities, membership in the single housekeeping unit is fairly stable as opposed to transient and members have some control over who becomes a member of the single housekeeping unit.

Dwelling, Multiple Family Residential. One or more buildings located on a lot containing a total of two or more dwellings within a structure.

Dwelling, Single-Family. An attached or detached building not to contain more than one kitchen wherein the occupants of the dwelling unit are living and functioning together as a single housekeeping unit, meaning that they have established ties and familiarity with each other, jointly use common areas, interact with each other, share meals, household activities, expenses and responsibilities, membership in the single housekeeping unit is fairly stable as opposed to transient and members have some control over who becomes a member of the single housekeeping unit.

Dwelling, Tri-plex. A building designed for occupancy by three families living independently of each other and containing three dwelling units under one common roof.

Dwelling, Two-Family or Duplex. An attached or detached building containing two Dwelling Units wherein the occupants of each Dwelling Unit are living and functioning together as a single housekeeping unit, meaning that they have established ties and familiarity with each other, jointly use common areas, interact with each other, share meals, household activities, expenses and responsibilities, membership in the single housekeeping unit is fairly stable as opposed to transient and members have some control over who becomes a member of the single housekeeping unit.

E

Energy Storage System. A system which stores energy and releases it in the same form as was input.

Establishment with Drive-up Service. A business or institution providing services accessible to persons who remain in their automobiles.

F

Family. One or more persons living together as a single housekeeping unit in a dwelling unit. A family includes the residents of residential care facilities and group homes for people with disabilities. A family does not include larger institutional group living situations such as dormitories, fraternities, sororities, monasteries or nunneries.

Family Day Care Home, Large. A dwelling that regularly provides care, protection, and supervision for 12 or fewer children under the age of ten, in the provider's own home, for periods of less than 24 hours per day.

Family Day Care Home, Small. A dwelling that regularly provides care, protection, and supervision for one to six children inclusive, including children under the age of ten.

Fire Arm Sales or Firearms Business. An establishment having at least 25 percent of its gross floor area devoted to the sale of fire arms, ammunition and ammunition components, and hunting or shooting equipment.

Floor Area, Gross. The total horizontal area of all the floors of a building included within the surrounding walls, exclusive of vent shafts and courts.

Floor Area, Net. The total useable floor area within all floors of a building included within the surrounding walls.

Floor Area Ratio. The numerical value obtained through dividing the gross floor area of a building or buildings by the total area of the lot or parcel of land on which such building or buildings are located.

Food and Beverage Sales. A business establishment where the primary use involves the retail sales of food and beverages for off-site preparation and consumption. Typical uses include grocery markets and delicatessens. This category does not include liquor stores.

Food Manufacturing. A business establishment engaged in manufacturing, processing, and/or packaging of food products for wholesaling and distribution. This use may include incidental direct sale to consumers of the products manufactured on-site, souvenirs, and ancillary tasting facilities for the public.

Frontage. The frontline of a site, separating the site from the street.

G

Garage, Parking Garage. A structure with a common vehicular entrance and exit which is used by vehicles in parking spaces and which otherwise conforms to the requirements of this Zoning Code.

Garage, Private. A detached accessory building, or a portion of a main building on the same lot, enclosed on three sides and with a door capable of enclosing the fourth side, for the parking or temporary storage of vehicles owned by the occupants of the premises.

General Plan. The General Plan of the City of Cudahy, consisting of the General Plan and Map, adopted by the City Council.

Grade, Existing. The surface of the ground or pavement at a specific location as it existed prior to disturbance in preparation for a construction project.

Grade, Finished. The finished surface elevation of the ground or pavement at a specific location after the completion of a construction project.

Grade, Ground Level. The average level of the finished ground surface surrounding a building, measured at the center of all walls of the building.

Gradient. The rate of vertical change of a ground surface expressed in a percentage and determined by dividing the vertical distance by the horizontal distance.

Group Home (Unlicensed) or Unlicensed Group Home. A single family dwelling unit with six or fewer occupants who are all (other than the house manager) considered disabled under state or federal law, but not licensed by the state.

Guest House. Refers to living quarters, having no kitchen facilities, located within an accessory building located on the same premises with a main building and occupied solely by members of the family, temporary guests, or persons permanently employed on the premises.

Guest Room. A room designed for or occupied as sleeping quarters by one or two persons, providing lodging for compensation.

H

Hazardous Waste. Any waste, or combination of wastes, which because of its quantity, concentration, or physical, chemical, or infectious characteristics may: a) exhibit toxicity, corrosivity, flammability, and/or reactivity; b) cause, or significantly contribute to, an increase in serious irreversible, or incapacitating reversible, illness; or, c) present a substantial present or potential hazard to human health or the environment when improperly treated, stored, transported, or disposed of, or otherwise managed.

Hazardous Waste Facility. All contiguous land, structures, other appurtenances, and improvements within a property, used for handling, treating, storing, or disposing of hazardous wastes.

Health and Physical Fitness Facility. A private athletic clubs and gymnasiums including, but not limited to, weight training facilities, aerobic exercise floors, racquetball courts, swimming pools, and similar athletic facilities.

Height. See "Building height".

Home Occupation. An occupational activity carried on by the occupant(s) of a residential dwelling as a secondary use in connection with which there is no display, no walk-in customers, no stock-in-trade, nor commodity sold upon the premises, no person employed, and no mechanical equipment used, except such as is necessary for housekeeping purposes.

Hospital. A facility providing medical, surgical, psychiatric, and/or emergency medical services to sick or injured persons, primarily on an inpatient basis. This classification includes incidental facilities for out-patient treatment, as well as training, research, and administrative services for patients and employees.

Hotel or Motel. One or more buildings containing guest rooms or dwelling units, with one or more such rooms or units having a separate entrance leading directly from the outside of the building or from an interior court. Such facilities are designed to be used, or intended to be used, rented, or hired out for temporary or overnight accommodations for guests, and are offered primarily to patrons by signs or other advertising media. This classification may contain public meeting rooms and eating, drinking, and banquet services associated with the facility.

Hot Tub. See "Swimming pool".

Household. A single individual or group of individuals, unrelated or related by blood or marriage, residing in a dwelling unit.

Household Pet. A domesticated animal commonly maintained within a residence.

I

Industrial Complex. Any group of three or more industrial uses on a parcel or combination of parcels which are generally served either by common access or common parking, or single industrial use occupying at least 100,000 square feet of floor area.

In-ground pool. See "Swimming pool".

J

Junk Yard. The use of a lot, or the use of any portion of a lot, for the dismantling of machinery or for the storage or keeping for sale of parts and equipment resulting from such dismantling or wrecking, or for the storage or keeping of junk, including scrap metals or other scrap materials.

K

Kennel. Any lot or premises on which four or more dogs or cats at least four months of age are boarded or trained.

Kitchen. A room in a building or dwelling unit that is used in the cooking or preparation of food.

L

Laboratory. An establishment providing analytical or testing services, including, but not limited to, chemical labs, dental-medical labs, optical labs, and labs conducting mechanical, electrical, physical, or environmental tests, as well as research and development.

Landscaping. The planting and maintenance of live trees, shrubs, ground cover, and lawn areas, including the installation of irrigation systems required by the provisions of this Zoning Code. "Landscaping" may include inorganic decorative materials of natural or man-made origin if used to accent or complement, but in no case

imitate, the natural vegetation. Inorganic decorative materials used in landscaping may include rock, stone, wood, waterfall, fountains, pools, sculptures, benches, and architectural screens, walls, and fences.

Liquor Store. A business establishment having at least 50 percent of its gross floor area used for the sale of alcoholic beverages intended for off-site consumption.

Loading Space. An off-street space on the same lot with a main building, or contiguous to a group of buildings, for the temporary parking of commercial vehicles while loading or unloading, and which has access from a street, alley, or other permanent means of ingress and egress.

Lodging House. A residence or dwelling, other than a hotel, wherein lodging and meals are provided to four or more persons for compensation, whether direct or indirect. In determining the number of persons lodging in a lodging house, all residents shall be counted, including an owner, agent or manger.

Lot. Real property with a separate and distinct number or other designation shown on a plat recorded in the office of the County Recorder as a part of an approved subdivision, shall also mean (1) a parcel of real property when shown as a delineated parcel of land with a number of other designations on a plat recorded in the Office of the County Recorder of Riverside County; or (2) a parcel of land the dimensions or boundaries of which are defined by a record of survey recorded pursuant to the provisions of the Subdivision Map Act of the State of California in the Office of the County Recorder of Riverside County; (3) a parcel of real property not delineated as in (1) or (2) above, and containing not less than the prescribed minimum square footage required in the zone in which it is located and which abuts at least one public street, and alley or a private easement determined by the Commission to be adequate for purposes of access from a street; (4) a parcel of land registered under Land Title Law (Torrens Title) and held under separate ownership from adjacent property on the effective date of this Ordinance.

Lot, Area. The total area, measured in a horizontal plane, included within the lot lines of a lot or parcel of land.

Lot, Corner. A lot located at the intersection of two or more streets at an angle of not more than 135 degrees. If the angle is greater than 135 degrees, the lot shall be considered an interior lot.

Lot, Cul-de-sac. A lot fronting on, or with more than one-half of its lot frontage, on the turnaround end of a cul-de-sac street.

Lot, Depth. The horizontal distance between the front and rear lot lines, measured in the mean direction of the side lot lines.

Lot, Interior. A lot other than a corner or reverse corner lot.

Lot, Key. Any lot where the side property line abuts the rear property line of one or more lots, and where such lots are not separated by an alley or any public way.

Lot Line. Any line bounding a lot as defined in this section.

Lot Line, Exterior. A lot line abutting a street.

Lot Line, Front. On an interior lot, the front lot line of the property line abutting the street, except in those cases where the latest tract deed restrictions specify another line as the front lot line. On a corner or reversed corner lot, the front lot line is the shorter property line abutting a street. On a through lot, or a lot with three or more sides abutting a street, or a corner or reversed corner lot with lot lines of equal length, the Zoning Administrator shall determine which property line shall be the front lot line for purposes of compliance with the setback provisions of this Zoning Code.

Lot Line, Interior. A lot line not abutting a street.

Lot Line, Rear. A lot line not abutting a street that is opposite and most distant from the front lot line. For triangular lots where there is no rear lot line, the rear lot line shall be defined as the point at which the side lot lines intersect.

Lot Line, Side. Any lot line that is not classified as a front lot line or rear lot line.

Lot Line, Zero. A lot line that does not have any side-yard setback.

Lot, Reverse Corner. A corner lot, the side line of which is substantially a continuation of the front lot lines of the lot to its rear.

Lot, Through. A lot having frontage on two parallel or approximately parallel streets. A through lot may have no rear lot line.

Lot; Width. The horizontal distance between the side lot lines measured at right angles to the lot depth line at a distance located midway between the front and rear lot lines.

M

Main Building. A building that is designed, and used for, or intended to be used, to accommodate the principal use on the lot. In residential zones, any dwelling shall be considered the main building on the lot.

Maintenance and Repair Services. An establishment providing household appliance repair, furniture repair, office machine repair, bicycle repair, or building maintenance services. This classification excludes maintenance and repair of motor vehicles, boats, or ships.

Mansard or Mansard Roof. A roof having two slopes on all sides with the lower slope steeper than the upper one.

Manufactured Housing. A mobile home, or manufactured housing unit, as defined by and installed in accordance with California Health and Safety Code Section 18008 and 18551, respectively, and factory-built housing as defined by California Health and Safety Code Section 19971.

Medical Clinic. Any facility providing physical or mental health service, and medical or surgical care of the sick or injured, but shall not include inpatient or overnight accommodations. Activities included within this definition are health centers, health clinics, and doctors' offices.

Mini-storage, Mini-warehouse, Self-storage or Public-storage means an operation serving the public where customers rent or lease, or self-store and have direct access to, individual storage areas, compartments, or facilities rooms within a larger structure or structures provided for storage use. This use may also include limited caretaker facilities.

Mobile Home. A movable or transportable vehicle, other than a motor vehicle, intended for occupancy for one family, and having no foundation other than jacks, piers, wheels or skirtings. All mobile homes located on lots must be a minimum of 450 square feet, with a minimum of ten feet in width. All mobile homes must have a complete sanitary facilities, including a lavatory, flush type toilet, tub or shower, and kitchen sink, all connected to sewage outlets in conformity with state, county and health requirements.

Mortuary. An establishment providing services such as preparing the deceased for burial, and arranging and managing funerals and related services, and may include limited caretaker facilities. This classification excludes cemeteries, crematoriums, and columbariums.

Motel. One or more buildings containing more than five completely furnished individual guest rooms with one or more such rooms or units having a separate entrance leading directly from the outside of the building or an inner court. Such facilities are designed, used, or intended to be used, rented or hired out as temporary or overnight accommodations for guests, and are offered primarily to automobile tourists or transients. Motels include auto courts, motor lodges, and tourist courts.

N

Nonconforming. A building and/or improvement, or portion thereof, which does not conform improvement to current Zoning Code regulations. Nonconforming use, any use of land or property that was lawfully established and in effect at the lawful or legal time this Zoning Code or any amendment became effective, but no longer

complies with all of the applicable regulations and standards of the zone in which the use is located. Nonconforming any structure or improvement that was lawfully established and in existence structure, lawful at the time this Zoning Code or any amendment became effective, but no or legal longer complies with all of the applicable regulations and standards of the zone in which the structure or improvement is located.

O

Offices. Administrative, clerical, or public contact offices of a government agency, government including postal facilities, together with incidental storage and maintenance of vehicles.

Offices, Medical. Offices or health facilities providing health services, including without limitation, preventative and rehabilitation treatment, diagnostic services, and testing and analysis, but excluding inpatient services and overnight accommodations. This classification includes without limitation offices providing medical, dental, surgical, rehabilitation, podiatric, optometric, chiropractic, and psychiatric services, and medical or dental laboratories incidental to such offices.

Offices, Professional. Offices for firms or organizations providing professional, executive, management or administrative services, such as architectural, engineering, real estate, insurance, investment, or legal offices. This classification excludes savings and loan associations, banks, and medical offices.

Off-Street Parking Facility. A lot, or portion thereof, improved and used for the parking of vehicles, including, but not limited to, enclosed garages and parking structures, open parking areas, aisles, driveways, and appurtenant landscaped planters and their improvements.

Open Space, Useable (Useable Open Space). Open space upon the lot or parcel to which it is appurtenant, which can be used by inhabitants of the property for outdoor living, activity and/or recreation and may include landscaping. Each linear dimension of such space shall be a minimum of six feet. Balconies may be credited as "usable open space" provided they each have linear dimensions of a minimum of five feet. Enclosed recreation or multi-purpose activity rooms may be credited as "usable open space." All such areas shall be readily accessible to the inhabitants of the property. "Usable open space" does not include driveways, open or covered parking areas, utility space such as trash or garbage areas, or space occupied by the required front yard setback. For the R-MF zone, the following minimum usable open space is required for:

1. Each studio apartment, 200 square feet;
2. Each one-bedroom apartment, 200 square feet;
3. Each two-bedroom apartment, 200 square feet plus 100 square feet making a total of 300 square feet;
4. Each additional bedroom an additional 100 square feet.

The computation of usable open space provided shall be as follows:

1. The following areas shall be computed at 1.25 times the area actually devoted to such use:
    a. Private patios, when directly accessible to the dwelling unit to which it is appurtenant; such patios shall be completely enclosed on all sides by a fence which is a minimum of five feet in height;
    b. Balconies and lanais, when directly accessible to the unit to which they are appurtenant; such balconies and lanais must have a minimum dimension of five feet; and
    c. Swimming pool areas, including the hard surface deck, which normally surrounds such pools. Deck area more than 25 feet from the edge of the pool will not be counted as open space under this recreation activity rooms, provided these rooms are permanently maintained for the use of tenants for various recreation activities. Such activity rooms shall not include lobbies, but may include common steam rooms, sauna baths, or the like.

2. All other areas meeting usable open space requirements shall be credited with the actual area (square feet) provided.
3. No area will be considered as usable open space if it has any dimension less than six feet except balconies.

Outdoor Advertising. The use of signs or other measures soliciting public support or directing public attention to the sale, lease, hire, or use of any objects, products, services, or functions which are not produced, sold, or otherwise available on the premises where such signs are erected or maintained.

Outdoor Living Space. Either an open passive landscaped area specifically designed, improved, and maintained to enhance the architectural design, privacy, and general environmental quality of a residential development or an easily accessible public or private activity area specifically designed, improved, and maintained for outdoor living and/or recreation by occupants of the residential development.

Outdoor Storage use means establishments that engage primarily in the outdoor storage of goods, materials (except temporary storage of construction materials associated with an active building permit), machines, vehicles, trailers, and other equipment.

P

Parcel. A contiguous quantity of land owned by, or recorded as the property of, the same claimant or person.

Parking Space. A space within an off-street parking facility that has the minimum attributes of size, location, and design specified in Article 21 (Parking requirements) of this Zoning Code.

Parks and Recreation Facilities. Uses that include, but are not limited to, land and interests in land; swimming pools; tennis, volleyball and basketball courts; baseball grounds; play areas; turf; sprinkler systems; community center buildings; recreation buildings; and other works, properties, structures, and facilities necessary or convenient for public park, playground, or recreation purposes.

Pawn Shop. A business establishment engaged in the buying or selling of new or secondhand merchandise and offering loans secured by personal property.

Performance Art. A public building used for theatrical performances, concerts, recitals, and facilities similar entertainment. This classification excludes commercial cinemas or theaters.

Personal Convenience Service. A business establishment providing recurrently-needed services of a personal nature. This classification includes, but is not limited to, barber and beauty shops, seamstresses, tailors, shoe repair shops, photocopying, retail dry cleaning establishments (excluding wholesale dry cleaning plants), self-service laundromats, and similar services. This classification excludes massage parlors, tattoo parlors, and/or skin piercing establishments.

Personal Improvement Service. A business establishment providing instructional services or facilities, including, but not limited to, photography, fine arts, crafts, dance or music studios, driving schools, modeling agencies, reducing salons, and health or physical fitness clubs. Incidental instructional services associated with a retail use shall be classified as "retail sales" rather than "personal improvement services."

Planned Unit Development. The planning, construction, or implementation and operation of any use or structure, or a combination of uses and structures, on a single parcel of land based on a comprehensive and complete design or plan treating the entire complex of land, structures, and uses as a single project.

Plant Nursery. A site used to raise trees, shrubs, flowers, and other plants for sale or for transplanting, and where all merchandise (other than plants) is kept within an enclosed building or fully-screened enclosure, and fertilizer of any type is stored and sold in package form only.

Pre-existing. In existence prior to the effective date of this Ordinance.

Public Building. A building owned and operated by a public agency for public use.

Public Safety Facility. A public facility providing public safety and emergency services, including police and fire protection, and associated support and training facilities.

Public Utility Facility. A building or structure used by any public utility including, but not limited to, any gas treatment plant, reservoir, tank, or other storage facility, water treatment plant, well, reservoir, tank or other storage facility, electric generating plant, distribution or transmission substation, telephone switching or other communications plant, earth station or other receiving or transmission facility, any storage yard for public utility equipment or vehicles, and any parking lot for parking vehicles or automobiles to serve a public utility. The term "public utility" shall include every gas, electrical, telephone and water corporation serving the public or any portion thereof for which a certificate of public convenience and necessity has been issued by the State Public Utility Commission.

Q

R

Recreational Facility. A publicly-owned and operated recreational structure or building, such as a tennis court, swimming pool, multi-purpose community building, or similar use.

Recyclable Material. A reusable material, including, but not limited to, metals, glass, plastic, and paper, and which is intended for reuse, re-manufacture, or reconstitution for the purpose of using the altered form. "Recyclable material" shall not include refuse or hazardous materials. "Recyclable material" may include used motor oil collected and transported in accordance with Section 25250.11 and Section 25143.2(b)(4) of the State Health and Safety Code.

Recycling Facility. A center for the collection and/or processing of recyclable materials. "Certified recycling facility" or "certified processor" refers to a recycling facility certified by the State Department of Conservation as meeting the requirements of the State Beverage Container Recycling and Lifter Reduction Act of 1986. A recycling facility does not include storage containers or processing activities located on the premises of a residential, commercial, or manufacturing use, and used solely for the recycling of material generated by such residential property, business, or manufacturer.

Recycling, Collection Facility. A center for the acceptance of recyclable materials from the public by donation, redemption, or purchase.

Recycling, Processing Facility. A building or enclosed space used for the collection and processing of recyclable materials. "Processing" means the preparation of material for efficient shipment, or to an end-user's specifications, by such means as baling, briquetting, compacting, flattening, grinding, crushing, mechanical sorting, shredding, cleaning, and re-manufacturing.

Renewable Energy. Energy sources that constantly renew themselves or are regarded as practically inexhaustible. Renewable energy includes energy derived from solar, wind, geothermal, hydroelectric, wood, biomass, tidal power, sea currents, and ocean thermal gradients

Rental Units. A housing unit leased for the occupancy of a residential household.

Residence. One or more rooms designed, used, or intended to be used as permanent living quarters for a household, and not as temporary or overnight accommodations.

Residential Care Facility, Licensed. A residential care facility licensed or supervised by any federal, state, or local agency, which provides housing and nonmedical care for children, elderly persons, or physically and mentally handicapped persons in a family-like environment. These facilities include the following:

(a) An intermediate care facility, developmentally disabled habilitative and intermediate care facility/developmentally disabled-nursing or a congregate living facility as identified in State of California Health and Safety Code section 1267.8;

(b) A community care facility as identified in State of California Health and Safety Code section 1566.3;

(c) A residential care facility for the elderly as identified in State of California Health and Safety Code section 1569.85;

(d) An alcoholism or drug abuse recovery or treatment facility as identified in State of California Health and Safety Code section 11834.02;

(e) A home for the care of mentally disordered or otherwise handicapped persons as identified in State of California Welfare and Institutions Code section 5116;

(f) A home for the care of dependent and neglected children as identified in the State of California Welfare and Institutions Code section 300, but not including wards of the court as identified in the State of California Welfare and Institutions Code section 601ff.

Rest Home. See "Convalescent home".

Restaurant, Sit Down. A business establishment that is maintained, operated, and/or advertised or held out to the public as a place where food and beverage are served to the public on demand from a menu during stated business hours, served in and on reusable containers and dinnerware, to be consumed on the premises primarily inside the building at tables, booths, or counters, with chairs, benches, or stools. This use may include incidental delivery service utilizing no more than two delivery vehicles.

Restaurant, Fast-Food. A business establishment that is maintained, operated, and/or advertised or held out to the public as a place where food and beverage are served to customers from a serving counter in disposable containers or wrappers and where food and meals are generally prepared in advance for immediate sale, and which may include inside seating, drive-through service, delivery service, and take-out/carry-out service.

Restaurant, Delivery. A place where orders for food and beverages may be placed in person or by telephone, facsimile, copier, or other off-site means of communication, from a limited menu, and which orders are delivered to a location directed by the customer.

Restaurant, Take-out. A business establishment that is maintained, operated, and/or advertised or held out to the public as a place where food and beverages are served in disposable containers or wrappers from a serving counter for consumption exclusively off the premises.

Retail Sales. A business establishment engaged in the retail sale of merchandise not specifically listed under another use classification as defined in this section. This classification includes, but is not limited to: department stores, clothing stores, furniture stores, and businesses retailing the following goods: toys, hobby materials, handcrafted items, jewelry, cameras, photographic supplies, books, electronic equipment, records, sporting goods, kitchen utensils, hardware, appliances, antiques, art supplies, paint and wallpaper, carpeting and floor covering, office supplies, bicycles, and new automotive parts and accessories (excluding service and installation). This classification excludes thrift shops and pawnshops.

Room. An unsubdivided portion of the interior of a dwelling, excluding bathrooms, kitchens, closets, hallways, and service porches.

S

School, Elementary, Junior High, and High. An institution of learning which offers instruct on in the several branches of learning and study required to be taught in the public schools by the Education Code of the State of California.

School, Private. An educational institution having a curriculum comparable to that required in the public schools of the State of California.

Secondary (or second) Unit. A detached dwelling unit that provides complete, independent living residential unit facilities for one or more persons. A secondary residential unit shall include permanent provisions for living, sleeping, eating, cooking, and sanitation on the same lot on which the primary unit is situated.

Senior Housing. A housing development project in which 100 percent of the project rental units are intended to be occupied by persons who are 62 years of age or older, or married couples, of which one spouse is over 62 years of age.

Service Station. See "Vehicle, service station".

Setback. A required open space on an improved lot that is unoccupied by buildings and unobstructed by structures from the ground upward, except for projections and accessory buildings permitted by the provisions of this Zoning Code. Setbacks shall be measured as the shortest distance between a property line and the nearest vertical support or wall of the building, enclosed or covered porch, or other structure.

Setback, Between. A required open space between separate buildings or between separate buildings or dwelling units on the same lot or building site. Such setback shall be setback between measured as the minimum distance between the nearest vertical support dwelling units or wall of each building or enclosed or covered porch.

Setback, Exterior Side. A side setback abutting a street.

Setback, Front. A setback extending across the full width of the front of the lot, the minimum and/or average dimensions of which are determined by the property development standard of the applicable zone in which such lot is located.

Setback, Rear. A setback extending across the full width of the rear of a lot, the minimum and/or average dimensions of which are determined by the property development standards of the applicable zone in which such lot is located.

Setback, Side. A setback extending from the required front setback to the required rear setback, or to the front and/or rear property lines where no front and/or rear setback is required by the provisions of this Zoning Code, the minimum and average dimensions of which are determined by the property development standards of the applicable zone in which such lot is located.

Sign. Any card, cloth, plastic, paper, metal or other material or painted character visible from outside of a structure for advertising purposes, mounted to the ground or any, tree, building, wall, bush, rock, fence or structure,. whether privately or publicly owned. "Sign", means any graphic announcement, declaration, demonstration, display, illustration, insignia or object used to advertise or promote the interest of any person or business when the same is placed out-of-doors in view of the general public. This definition shall not include the display of. the American flag, flag of the State, county, public entity or City flag.

Sign, A-Frame. A freestanding sign usually hinged at the top or attached in a similar manner, and widening at the bottom to form a shape similar to the letter "A." Such signs are usually designed to be portable, and are not considered to be permanent signs or displays.

Sign, Animated Signs. Signs designed to attract attention through movement or the semblance of movement of the whole or any part including, but not limited to, signs which swing, twirl, move back and forth or up and down; or signs which change color or shades of color; or any other method or device which suggests movement. Animated signs do not include flags and banners, time and temperature signs.

Sign, Announcement or Bulletin Board Signs. Signs permanent in character designed to accept changeable copy, handbills, posters and matters of a similar nature.

Sign, Area of Sign. The area of a sign shall include the entire area within a series of rectangles whose outermost boarders are defined by the outermost extent of any writing, representation, emblem, figure, character or separate sign surface. When letters comprising a sign message are placed on a background or field which is different in color or materials from the architectural features of the building on which the sign is mounted, the sign area shall be calculated as the entire area comprising the overall sign feature. In the case of a two-sided sign, the area shall be computed as including only the maximum single display surface that is visible from any ground position at one time. The supports or uprights on which any sign is supported should not be included in determining the sign area unless such supports or uprights are designed in such a manner as to form an integral

background of the sign. In the case of any cylindrical or spherical sign, the total area shall be computed on the total area of the surface of the sign.

Sign, Awning Sign. A sign painted or printed on the exterior surface of an awning. An alternative to a wall sign, permitted as same.

Sign, Balloon. One or more balloons used as a permanent or temporary sign or as a means of directing attention to any business or profession, or to a commodity or service sold, offered, or manufactured, or to any entertainment.

Sign, Banner. A fabric or fabric-like material on which an advertising message is painted or otherwise affixed.

Sign, Billboard. A sign that directs attention to a business, profession, product, commodity or service offered on the site on which the sign is located.

Signs, Changeable Copy. Copy for temporary use which is changed at periodic intervals and which may be utilized on pylon, monument, wall, bulletin board or announcement signs.

Sign, Commercial Complex. Any group of three or more commercial uses on a parcel or combination of parcels which are generally served either by common access or common parking, or large single commercial use occupying at least two and one-half acres with a minimum of 200 feet of street frontage.

Sign, Construction Signs. Signs stating the names of those individuals or businesses, such as architects, engineers, contractors, or owners directly connected with a construction project and/or the name of the project, the address of the business, and emergency telephone numbers.

Sign, Directional Signs. Signs which contain any of the following words: "Entrance", "enter", "out", "one-way" or other words, or words which contain nonflashing arrows or other characters indicating traffic direction.

Sign, Electronic Message Sign. A sign having the capability of presenting variable message displays, including time and temperature, by projecting an electronically controlled light pattern against a contrasting background and which can be programmed to change the message display periodically.

Sign, Flag. A device, generally made of flexible materials, usually cloth, paper or plastic, usually used as a symbol of a government, school, religion, etc. It may or may not contain any copy.

Sign, Flashing Signs. Lighted signs which in whole or in part disappear and reappear at periodic intervals, or are intermittently on and off, and which are placed so as to attract vehicular traffic with emphasis on the recurrence of lights as in those types generally referred to as "nervous" signs, arrows, stars, etc., and/or beacon signs.

Sign, Freestanding. A sign that is completely supported by structures or other supports that are placed on or anchored in the ground and are independent from any building or other structure.

Sign, Height of Signs. The distance from the average ground level immediately surrounding the base of the sign to the top of its highest element, including any structural or architectural element. Landscape mounding shall not be used to artificially increase the height of a sign.

Sign, Monument Signs. A sign with an overall height of six feet or less, standing directly on the ground or on a base of where supporting poles or structures, if any, are enclosed by decorative covers.

Sign, Nameplate. Signs naming the occupant of the premises, the business and/or address.

Sign, Off-site Signs. Any sign which advertises or informs in any manner businesses, services, goods, persons or events at some location other than that upon which the sign is located.

Sign, Painted Signs. Signs painted on the exterior surface of a building or structure. Painted signs do not

Sign, Pennant. A device generally made of flexible materials, usually cloth, paper or plastic. A pennant may or may not contain any copy and is primarily intended to draw attention.

Sign, Pylon Sign. A sign with an overall height exceeding six feet and having one or more decorative supports permanently attached directly into or upon the ground.

Sign, Political Signs. Political signs are signs setting forth a political message with respect to an upcoming federal, State or local governmental election.

Sign, Portable Signs. Signs not designed to be attached to a building or anchored to the ground, including "A" boards, sandwich signs and signs attached to a fence/wall.

Sign, Poster Signs. Any sign attached to the ground in a manner approved by the building official, which may be visible from adjacent streets or highways.

Sign, Projecting Signs. Signs including wall signs which are suspended from or supported by a building or wall and which project from said building or wall.

Sign, Real Estate Signs. All signs and sign structures relating to the sale, lease or other disposition of the real property on which the sign is located and which are temporary in nature.

Sign, Revolving Signs. Signs, all or a portion of, which rotate in a constant, circular manner.

Sign, Roof Signs. Any sign supported by or attached to or projecting through the roof of a building or structure, or projecting above the eave line or parapet wall of the building or structure.

Sign, Special Event Sign. A temporary sign, which advertises special events and activities such as grand openings, charitable events, Christmas trees, fireworks, or as specified by the Planning Director.

Sign Structure. The supports, uprights, bracings, guy rods, cables and other structural framework of a sign or outdoor display.

Sign, Temporary Signs. Signs erected for a temporary purpose not exceeding 45 days, including banners, pennant valances, streamers, balloon signs, inflated devices, search lights, beacons, costumed or live persons, moving stuffed animals, or advertising light or similar materials used for advertising purposes attached to or pinned on or from any structure, staff, pole, line, framing, vehicle or other object.

Sign, Time and Temperature Sign. An electronically controlled sign with illuminated flippers or light bulbs for the sole purpose of displaying the time, and temperature (F. and/or C.) at intermittent intervals. Under Canopy Signs. A sign with a single or double face copy attached to the underside of a projecting canopy perpendicular to the building frontage.

Sign, Unofficial (Non-Regulatory) Signs. Signs located on public property (e.g., street or median island, parkway, sidewalk, traffic control sign posts, utility poles, park land, trees, etc.).

Sign, Vehicle Signs. Signs on or affixed to trucks, vans, automobiles, trailers, or other vehicles which advertise or provide direction to a use or activity not related to its lawful making of deliveries or sales of merchandise or rendering of service from such vehicles.

Sign, Wall Signs. Signs which are in any manner affixed to any exterior wall of a building or structure, the exposed face of which is in a plane parallel to the plane of the wall and which projects not more than 12 inches from the building or structure wall.

Sign, Window Signs. Signs painted, attached, glued or otherwise affixed to a window or otherwise easily visible from the exterior of the building.

Sign, Wall Murals. The decoration on the exterior surface of a structure with scenic, architectural or artistic paints which in themselves do not identify or advertise any product, service or business. A wall mural is a sign if it is related by language, logo or pictorial depiction to the advertisement of any product or service or the identification of any business.

Snack Shop. A business establishment that is maintained, operated, and/or advertised or held out to the public as serving snack foods, such as donuts, ice cream, yogurt, candy, cookies, bakery items, beverages, and similar items to be consumed either on the premises or off the premises.

Solid Fill. Any noncombustible materials insoluble in water, such as soil, rock, sand, or gravel, that can be used for grading land or filling depressions.

Spa, Non-Portable. See "Swimming pool".

Spa, Portable. A non-permanent structure intended for recreational bathing, in which all controls, water-heating, and water-circulating equipment are an integral part of the product and which is cord-connected (not permanently electrically wired).

Story. "Story" as defined in the currently adopted and effective Uniform Building Code of the City.

Story-Half. A story with at least two of its opposite sides situated immediately under a sloping roof, with the floor area of said story not in excess of two-thirds of the floor area of the floor immediately below it.

Street. A public thoroughfare or right-of-way acquired for use as such, or an approved private thoroughfare or right-of-way, other than an alley, which affords the principal means of access to abutting property. "Street" shall include all major and secondary highways, traffic collector streets, and local streets.

Street, Center line. See "Center line".

Street Line. The boundary line between the street right-of-way and abutting property.

Structural Alteration. Any change in the supporting members of a building, such as bearing walls, columns, beams, girders, floor joists, ceiling joints, or roof rafters.

Structure. Any physical improvement constructed or erected, including an edifice or building of any kind, or any piece of work artificially constructed or composed of parts jointed together in some definite manner, and which structure requires location on or in the ground or is attached to another improvement or in the ground, including fences, walls, swimming and wading pools, and patios.

Swap Meet. Any indoor or outdoor place, location, or activity where new or used goods or secondhand personal property is offered for sale or exchange to the general public by a multitude of individual licensed vendors, usually in compartmentalized spaces; and, where a fee may be charged to prospective buyers for admission, or a fee may be charged for the privilege of offering or displaying such merchandise. The term "swap meet" is interchangeable with, and applicable to, flea markets, auctions, open air markets, farmer's markets, or other similarly named or labeled activities; but the term does not include the usual supermarket or department store retail operations.

Swimming Pool. Any structure intended for swimming, diving, or recreational bathing that contains water over 24 inches deep. This includes in-ground, above-ground, and on-ground swimming pools, hot tubs, and spas.

Swimming Pool, Indoor. A swimming pool which is totally contained within a residential structure and surrounded on all four sides by walls of said structure.

Swimming pool, Outdoor. Any swimming pool which is not an indoor pool.

Structure Advertising. A structure existing, erected, or maintained to serve exclusively as a stand, frame, or background for the support or display of signs.

T

Thrift Shop. A business establishment primarily engaged in the sale of used clothing, household goods, furniture, or appliances. This classification does not include antique shops.

Tire - a rubber covering, typically inflated or surrounding an inflated inner tube, placed around a wheel to form a flexible contact with the road. May include new or used tires.

Tire Repair – the process of mending a hole, tear, fissure or blemish in a tire by including but not limited to grinding, gouging, applying adhesive or filling a hole or crevice with rubber.

Tire Store - an establishment where the sale, installation or storage of new or used or retread tires and tubes is conducted with or without other products or services. Tire store does not include a retreading establishment, collection, reduction or transfer of tires.

Townhouse. A single-family dwelling which visually appears to share one or more common walls with an adjacent single-family dwelling, but which, in fact, is structurally and functionally independent of any other single-family dwelling.

Trailer Coach. Any vehicle, with or without motor power, designed or used for human habitation and constructed to travel on the public thoroughfares in accordance with the provisions of the California State Vehicle Code.

Trailer Park. A site designed and equipped for the harboring, parking, or storing of one or mobile home park more trailers or mobile homes being used as living and/or sleeping quarters.

Trailer Site. That portion of a trailer park designated for use or occupancy of one trailer coach and including all appurtenant facilities.

Transfer Station. An area, including any necessary building or structures, for the temporary waste storage and the salvage of rubbish, garbage, or industrial waste. This definition also includes material recovery facilities.

Triplex. A structure containing three individual residential dwelling units.

Truck Yard or Truck Terminal means a type of outdoor storage use whereby an outdoor lot, lot area, or parcel of land used, is designed and maintained primarily for the purpose of storing, parking, dispatching, or keeping trucks, tractors, construction equipment and associated equipment together with or without facilities necessary to service, dispatch, store or maintain aforementioned vehicles, their cargos and crews. Also applies to a business engaged in the storage and distribution of goods having more than five heavy trucks (having a rating of more than 10,000 pounds and/or an unladen weight of more than 6,000 pounds) on the premises at any one time but excluding trucking accessory to another industrial use on the site.

U

Uniform Sign Program. All applications for approval of signs in a shopping center, commercial, industrial or office complex, a group of three or more businesses on a parcel or project site or for commercial recreation uses shall be submitted in the form of a construction, including connections and electrical plans, if any, and shall delineate the typical size, shape, design, material, coloring, lettering, lighting and position of the signage in relationship to the building form or place where it will be displayed. Scaled sketches of existing signs on the premises shall accompany the application.

Use. The purpose for which land or a building is arranged, designed, or intended, or for which either land or a building is or may be occupied, utilized, or maintained.

V

Variance. A modification of a literal provision of this Zoning Code, granted by an administrative or quasi-judicial act in accordance with the provisions of this Zoning Code.

Vehicle. A business engaged in the washing, waxing, cleaning, and/or detailing of automobile washing automobiles or similar light vehicles.

Vehicle Body. A business establishment involved in the repairing, restoring, and/or painting and fender shop of the bodies of motor vehicles.

Vehicle Rentals. A business engaged in the sale, lease and/or rental of automobiles and light trucks (having a rating of less than 10,001 pounds, an unladen weight of less than 6,001 pounds, and equipped with an open box-type bed less than nine feet in length), including storage and incidental maintenance and repair.

Vehicle Repair Garage. Any site and improvements used for the repair and maintenance of automobiles, motorcycles, light trucks (having a rating of less than 10,001 pounds, an unladen weight of less than 6,001 pounds, and equipped with an open box-type bed less than nine feet in length), or other similar passenger vehicles licensed by the State Department of Motor Vehicles. This classification shall not include the repair or maintenance of motor homes or commercial vehicles as defined in Section 3-7.901 of this Zoning Code. "Motor vehicle repair garage" shall be construed broadly to include the place where the following types of commonly-known garage or shop activities occur: tune-up and muffler work, parts and tire sales and installation, wheel and brake work, engine and transmission overhaul, and installation of car alarms and car stereos. "Motor vehicle repair garage" shall not include automobile wrecking, dismantling, or salvage, motor vehicle body and fender shops, or tire retreading or recapping.

Vehicle, Service. A business establishment primarily engaged in the retail sale of vehicle fuel station and lubricants. This classification includes facilities having service bays for vehicle service and repair. Such service and repair may include the sale of tires, batteries, and other parts and products related to the operation of a motor vehicle; minor tune-up; lubrication and parts replacement; non-mechanical car-washing, polishing, and waxing; and other light work related to preventive maintenance and upkeep, but may not include maintenance and repair of large trucks or other large vehicles, or body and fender work on any vehicles.

Vehicle Towing/Storage. A business establishment providing towing and/or storage of operative or inoperative vehicles. This classification includes the storage of parking tow-aways, impound yards, and storage lots for buses and recreational vehicles, but does not include vehicle dismantling.

Visual Obstruction. Any physical obstruction which limits the visibility of persons in motor vehicles or pedestrians approaching intersecting or intercepting streets, alleys, driveways, or other public rights-of-way.

W

Wall or Fence. A structure forming a physical barrier, including, but not limited to, concrete, concrete block, wood, or other materials which are solid and are so assembled as to form a barrier.

Warehouse Retail. An off-price or wholesale retail/warehouse establishment exceeding 70,000 square feet of gross floor area and offering a full range of general merchandise to the public.

Warehouse Retail, Specialty. An off-price or wholesale retail/warehouse establishment exceeding 30,000 square feet of gross floor area and offering a limited range of merchandise, serving both wholesale and retail customers.

Washroom. Any building, which contains individual laundry facilities and/or bathroom facilities, but does not include kitchen facilities.

Wholesaling, Distribution and Storage. A business engaged in storage and distribution, and having five or fewer heavy trucks (having a rating of more than 10,000 pounds and/or an unladen weight of more than 6,000 pounds) on the premises at any one time. Wholesaling establishments may include no more than ten percent or 1,000 square feet of floor area, whichever is less, for the incidental direct sale to consumers of only those goods distributed wholesale. This classification excludes "Mini-warehouses or self-storage facilities" and "Vehicle towing/storage."

Wholesale Dry-Cleaning Plant. A dry cleaning establishment having at least 51 percent of its gross sales to licensed dry cleaners.

X

Y

Yard. An open space on a lot or parcel of land, other than a court, unoccupied and unobstructed by a building from the ground upward.

Yard, Front. A yard extending across the full width of the lot or parcel of land. The depth of a required front yard shall be a specified horizontal distance between the front lot line, where the front lot line is coterminous with the street line, and the front elevation of the structure located on the parcel.

Yard, Rear. A yard extending across the full width of the lot or parcel of land. The depth of a required rear yard shall be a specified horizontal distance between the rear lot line and a line parallel thereto on the lot or parcel of land.

Yard, Side. A yard extending from the required front yard, or the front lot line where no front yard is required, to the required rear yard or the rear lot line where no rear yard is required. The width of a required side yard shall be a specified horizontal distance between each side lot line and a line parallel thereto on the lot or parcel of land. Where a side yard is bounded by a street, the width of such required side yard shall be a specified horizontal distance between the side lot line on the street side, where said side lot line is coterminous with the street line of a fully-widened street or the ultimate street line of a partially-widened street, and a line parallel thereto on the lot or parcel of land.

Z

Zoning Map. The Official Zoning Map delineating the boundaries of zones within the City of Beaumont.

(Ord. 977, 12/07/2010; Ord. No. 1025, § 3, 9-18-2012)

17.03.120 Permitted uses for Base Zone Districts.

The permitted uses for the Base Zone Districts (identified in Section 17.03.040 through 17.03.110) are listed in Table 17.03-3.

Table 17.03-3 ***Permitted Land Uses For Base Zone Districts[1]***										
	RC	***PF***	***RR***	***RSF***	***RTN***	***RMF***	***CN***	***CC***	***M***	***UV***
Administrative Professional Services										
Administrative/Professional Offices	N	N	N	P	N	N	P	P	P	P
Advertising Agencies	N	P	N	N	N	N	P	P	C	P
Architectural/Engineering/Design Services	N	P	N	N	N	N	P	P	P	P
Attorney/Legal Services	N	P	N	N	N	N	P	P	C	P
Business Management Services	N	P	N	N	N	N	P	P	C	P
Government Offices	P	P	P	P	P	P	P	P	P	P
Travel Agencies	N	P	N	N	N	N	P	P	C	P
Agricultural Uses										
Animal Keeping (Commercial Use)	N	N	P	C	C	N	C	C	C	C
Animal Keeping (Accessory Use)	N	A	A	A	A	A	C	C	C	C
Animal Rescue Facilities	N	N	P	C	C	N	N	N	C	N
Apiaries	N	N	P	C	C	N	N	N	N	N
Aviaries	N	N	P	N	N	N	N	N	C	N
Catteries	N	N	P	C	C	N	C	C	C	C
Commercial Growing Establishments	N	N	P	N	N	N	N	N	C	N
Community Gardens	N	N	P	P	P	P	P	P	N	P
Dairies	N	N	P	N	N	N	N	N	N	N
Kennels (all Classes)	N	N	P	C	C	N	C	C	C	C
Produce Stands	N	N	P	N	N	N	N	N	P	N
Stables	N	N	P	N	N	N	N	N	N	N
Alcohol Service and Sales										
Bars or Cocktail Lounges[2]	C	N	N	N	N	N	C	C	C[7]	C
Liquor Stores[2, 4]	N	N	N	N	N	N	C	C	N	C
Restaurants with Alcoholic Beverage Sales	C	N	N	N	N	N	C	C	C	C
Automotive Services										
Automobile, Motorcycle, and Marine Craft Sales (New and Used)	N	N	N	N	N	N	C	P	C	C
Automobile Parking Facilities	N	N	N	N	N	N	C	P	P	C
Automobile Rental Agencies	N	N	N	N	N	N	P	P	P	C
Automobile Repair Facilities	N	N	N	N	N	N	C	P	P	N

Automobile Towing and/or Wrecking Facilities	N	N	N	N	N	N	N	N	C	N
Body and Paint Shops	N	N	N	N	N	N	C	C	C	N
Car Wash	N	N	N	N	N	N	C	C	C	C
Gas/Service Stations	N	N	N	N	N	N	C	C	C	C
Limousine Services	N	N	N	N	N	N	P	P	P	N
Recharging Stations	Allowed (P) in any area designed for the parking or loading of vehicles.									
Tire Repair	N	N	N	N	N	N	N	P	P	N
Tire Store	N	N	N	N	N	N	N	P	P	N
Towing Services with Indoor Vehicle Service	N	N	N	N	N	N	C	C	C	N
Towing Services with Outdoor Vehicle Storage	N	N	N	N	N	N	N	N	C	N
Truck/Trailer Rentals	N	N	N	N	N	N	C	C	P	N
Communications Facilities										
Ham Radio Antennae (Private Use)	N	N	P	P	P	P	P	P	P	P
Radio and Television Broadcasting Studios	N	N	N	N	N	N	N	P	P	P
Recording and Sound Studios	N	N	N	N	N	N	N	P	P	P
Satellite Dishes (Non-Private)	N	N	N	N	N	N	P	P	P	P
Satellite Dishes (Private Use)	N	N	P	P	P	P	N	N	C	P
Wireless Telecommunication Facility—Stealth	C	N	N	N	N	N	C	C	C	C
Daycare Facilities										
Commercial Day Care Facilities	N	N	N	C[5]	C[5]	N	P	P	C	C
Educational Establishments										
Elementary, Junior, and High Schools/Private & Charter	N	P	C	C	C	C	C	C	C	C
Elementary, Junior, and High Schools/Public	N	P	P	P	P	P	C	C	C	C
College or University	N	P	C	C	C	C	C	C	C	C
Tutoring & Testing	N	P	A	A	A	A	C	C	C	C
Vocational and Trade Schools	N	P	C	C	C	C	C	C	C	C
Food and Beverage Sales										
Bakeries	N	N	N	C[5]	C[6]	C[5, 6]	P	P	P	P
Catering Establishments	N	N	N	N	N	N	P	P	P	P
Convenience Markets	N	N	N	C[5]	C[6]	C[5, 6]	P	P	P	P
Grocery Stores/Supermarkets	N	N	N	C[5]	C[6]	C[5, 6]	P	P	N	P
Grocery Store, Alcohol Sales	N	N	N	C[5]	C[6]	C[5, 6]	P	P	N	P

General Merchandise and Trade										
Antique Sales	N	N	N	N	N	N	P	P	A	P
Appliance Sales	N	N	N	N	N	N	P	P	C	P
Art Galleries and Supplies	N	N	N	N	N	N	P	P	N	P
Beauty Supplies	N	N	N	N	N	N	P	P	N	P
Books and Magazines	N	N	N	C[5]	C[6]	C[5, 6]	P	P	N	P
Building Materials	N	N	N	N	N	N	N	P	P	N
Building Materials with outdoor sales/storage	N	N	N	N	N	N	N	C	P	N
Camera and Photographic Supplies	N	N	N	N	N	N	P	P	N	P
Candy Stores	N	N	N	N	N	N	P	P	N	P
Cigar/Cigarette Shops[2]	N	N	N	N	N	N	C	C	N	C
Clothing Stores	N	N	N	N	N	N	P	P	N	P
Department Stores	N	N	N	N	N	N	P	P	N	P
Discount Stores	N	N	N	N	N	N	P	P	N	P
Electronic Equipment Sales	N	N	N	N	N	N	P	P	C	P
Equipment Sales and Rentals	N	N	N	N	N	N	C	C	P	N
Florists	N	N	N	C[5]	C[6]	C[5, 6]	P	P	N	P
Freight Forwarding Services	N	N	N	N	N	N	P	P	P	P
Furniture and Home Furnishings	N	N	N	N	N	N	P	P	N	P
Garden Supply	N	N	N	N	N	N	P	P	N	P
Gifts, Crafts, and Novelties	N	N	N	C[5]	C[6]	C[5, 6]	P	P	N	P
Guns and Ammunition	N	N	N	N	N	N	N	C	C	P
Hardware Stores	N	N	N	N	N	N	P	P	N	P
Hobby, Toy and Game Stores	N	N	N	C[5]	C[6]	C[5, 6]	P	P	N	P
Indoor Swap Meets	N	N	N	N	N	N	N	C	C	N
Jewelry Sales and Repair	N	N	N	N	N	N	P	P	N	P
Leather Goods	N	N	N	N	N	N	P	P	N	P
Luggage Sales	N	N	N	N	N	N	P	P	N	P
Office Equipment, Furniture, and Supplies	N	N	N	N	N	N	P	P	P	P
Pet Sales and Supplies	N	N	N	N	N	N	P	P	P	P
Records, Tapes, and Videos	N	N	N	C[5]	C[6]	C[5, 6]	P	P	N	P
Retail, Other Specialty	N	N	N	N	N	N	P	P	N	P
Sporting Goods and Equipment	N	N	N	N	N	N	P	P	P	P
Surplus Stores	N	N	N	N	N	N	P	P	C	N
Thrift and Second-Hand Stores	N	N	N	N	N	N	C	C	N	N
Variety Stores	N	N	N	N	N	N	P	P	N	C
Wholesale Establishments	N	N	N	N	N	N	P	P	C	P
Lodging										

Bed and Breakfast Facilities	C	N	C	C	C	C	P	P	N	P
Emergency Shelters	N	N	N	N	N	N		P		N
Hotels and Motels	C	N	N	N	N	N	P	P	C	P
Residence Inns	C	N	N	N	N	N	P	P	N	P
Single-Room Occupant (SRO) Facilities	N	N	N	N	N	N	C	C	N	N
Trailer Parks and Campsites	C	N	N	N	N	C	N	N	N	N
Transitional Housing	N	N	N	N	C	C	C	C	N	N
Manufacturing and Industrial										
Apparel/Textile Products	N	N	N	N	N	N	N	N	P	N
Assembly Plants	N	N	N	N	N	N	N	N	P	N
Bottling Plants	N	N	N	N	N	N	N	N	P	N
Bulk Postal Service Facilities	N	N	N	N	N	N	N	N	P	N
Chemicals	N	N	N	N	N	N	N	N	P	N
Contract Construction Services	N	N	N	N	N	N	N	N	P	N
Data Services	N	N	N	N	N	N	N	N	P	N
Exterminating Services	N	N	N	N	N	N	C	C	P	N
Feed and Fuel Yards	N	N	N	N	N	N	N	N	P	N
Food and Kindred Products	N	N	N	N	N	N	N	N	P	N
Furniture	N	N	N	N	N	N	N	N	P	N
Lumber/Wood Products	N	N	N	N	N	N	N	N	P	N
Moving and Storage Establishments	N	N	N	N	N	N	N	N	P	N
Metal Salvage Yards	N	N	N	N	N	N	N	N	P	N
Paper Products	N	N	N	N	N	N	N	N	P	N
Petroleum-Related Materials	N	N	N	N	N	N	N	N	C	N
Primary Metal Industries (Electroplating)	N	N	N	N	N	N	N	N	C	N
Printing/Publishing	N	N	N	N	N	N	N	N	P	N
Professional/Scientific/Electronic Products	N	N	N	N	N	N	N	N	P	N
Research Services and Laboratories	N	N	N	N	N	N	N	N	P	N
Retail Sales of Products Manufactured or Stored On-Site	N	N	N	N	N	N	N	N	P	N
Sandblasting and Beadblasting	N	N	N	N	N	N	C, A	C, A	C	N
Taxidermy	N	N	N	N	N	N	N	N	C	N
Medical/Health Care										
Ambulance Services	N	N	N	N	N	N	P	P	P	N
Animal Hospitals/Veterinaries	N	N	N	N	N	N	P	P	P	P
Clinics	N	N	N	N	N	N	P	P	C	P
Convalescent Homes	N	N	C	C	C	C	P	P	N	C

Chemical Dependency Clinics	N	N	N	N	N	C	C	N	N	C
Hospitals	N	N	N	N	N	N	P	P	N	C
Medical/Dental Offices	N	N	N	N	N	N	P	P	N	P
Pharmacies	N	N	N	N	N	N	P	P	N	P
Pharmacies, with drive-through	N	N	N	N	N	N	C	C	N	P
Personal Services										
Banking, Credit Unions, Financial Services	N	N	N	N	N	N	P	P	N	P
Barbers and Beauty Parlors	N	N	N	C[5]	C[6]	C[5, 6]	P	P	N	P
Cemeteries	N	C	C	C	C	C	C	C	C	N
Check Cashing Services	N	N	N	N	N	N	P	P	N	N
Commercial Pet Grooming Services	N	N	N	N	N	N	P	P	C	P
Dry Cleaners	N	N	N	C[5]	C[6]	C[5, 6]	P	P	N	P
Funeral Parlors, Mortuaries	N	N	N	N	N	N	C	C	C	C
Laundries, Laundromats	N	N	N	C[5]	C[6]	C[5, 6]	P	P	C	P
Locksmith and Key Shops	N	N	N	N	N	N	P	P	P	P
Pawnbrokers	N	N	N	N	N	N	C	C	N	N
Massage Establishment	N	N	N	N	N	N	C	C	N	C
Photocopying and Photo Developing Services	N	N	N	N	N	N	P	P	P	P
Photography Studios	N	N	N	N	N	N	P	P	N	P
Shoe Repair Shops	N	N	N	C[5]	C[6]	C[5, 6]	P	P	C	P
Tailors	N	N	N	C[5]	C[6]	C[5, 6]	P	P	C	P
Tattoo/Body Piercing Services	N	N	N	N	N	N	C	C	N	C
Public and Quasi-Public Uses										
Community Recreation Centers	P	P	P	P	P	P	N	N	N	P
Cultural Facilities		P	P	P	P	P	N	N	N	P
Libraries	P	P	P	P	P	P	C	C	N	P
Museums	P	P	P	P	P	P	C	C	N	P
Parks	P	P	P	P	P	P	P	P	N	P
Public Safety Facilities	N	P	P	P	P	P	P	P	P	P
Senior Citizen Activity Centers	N	P	P	P	P	P	P	P	N	P
Recreation and Entertainment										
Adult-Oriented Businesses	N	N	N	N	N	N	N	N	C	N
Amusement Parks	N	N	C	N	N	N	C	C	C	C
Athletic Fields	N	P	P	P	P	P	N	N	N	P
Batting Cages	N	N	N	N	N	N	C	C	C	P
Billiard and Pool Halls	N	N	N	N	N	N	C	C	N	C
Bowling Alleys	N	N	N	N	N	N	P	P	N	P
Commercial Athletic Facility	N	N	N	N	N	N	C	C	C	C

Dance Studios	N	N	N	N	N	N	P	P	N	P
Golf Driving Ranges	C	N	N	N	N	N	N	C	C	C
Health Clubs and Gymnasiums	N	N	N	N	N	N	C	C	C	C
Miniature Golf Courses	N	N	C	N	N	N	C	C	N	P
Off-Road Mini-Bike and Motorcross Courses	C	N	C	N	N	N	N	C	C	N
Public Auditorium/Auditoriums	N	P	N	N	N	N	P	P	N	P
Shooting Range (Indoor)	N	N	N	N	N	N	N	N	C	N
Skating Rinks	N	N	N	N	N	N	N	C	C	P
Video Arcades	N	N	N	N	N	N	C	C	N	C
Recycling										
Collection Facilities	N	N	N	N	N	N	C	C	C	N
Processing Facilities	N	N	N	N	N	N	C	C	C	N
Religious Institutions										
Churches	N	C	C	C	C	C	P	P	C	P
Monasteries, Convents, or Similar Religious Use	N	C	C	C	C	C	P	P	C	P
Repair Services										
Electrical and Household Appliances Repair	N	N	N	N	N	N	P	P	P	N
Furniture Refinishing	N	N	N	N	N	N	P	P	P	N
Furniture Reupholstering	N	N	N	N	N	N	C	C	P	N
Lawnmower Repair/Sales Shops	N	N	N	N	N	N	P	P	P	N
Machine Shops	N	N	N	N	N	N	C	C	P	N
Welding Shops	N	N	N	N	N	N	C, A	C, A	P	N
Residential Uses										
Accessory Guest Houses	N	N	P	P	P	P	N	N	N	P
Accessory Dwelling Units	N	N	P	P	P	P	N	N	N	P
Boarding or Rooming Houses	N	N	C	C	C	C	N	N	N	P
Caretaker's Unit	N	N	P	N	P	P	P*	N	C	P
Congregate Care Facilities	N	N	N	N	C	C	C	C	N	P
Day Care Centers, Small Family—1 to 8 Children	N	N	P	P	P	P	N	N	N	P
Day Care Centers, Large Family—7 to 14 Children	N	N	P	P	P	P	C	N	N	P
Duplexes	N	N	N	N	P	P	N	N	N	P
Group or Community Care Facilities—6 or fewer persons)	N	N	P	P	P	P	N	N	N	P

Group or Community Care Facilities—7 or more persons)	N	N	C	C	C	C	N	N	N	C
Home Occupation Businesses	N	N	P	P	P	P	N	N	N	P
Mobile Home Parks	N	N	N	N	C	C	N	N	N	N
Mobile Home or Manufactured Housing Units Single Lot	N	N	P	P	P	P	N	N	N	P
Multiple-Family, Apartment & Condominiums	N	N	N	N	P	P	P*	N	N	P
Planned Residential Developments	N	N	P	P	P	P	N	N	N	P
Senior Housing Developments	N	N	P	P	P	P	C	N	N	P
Single-Family Dwellings	N	N	P	P	P	P	N	N	N	P
Restaurant										
Delicatessens	N	N	N	C[5]	C[6]	C[5, 6]	P	P	P	P
Fast-Food Restaurants—Without Drive-Thru[2, 3]	N	N	N	N	N	N	P	P	P	P
Fast-Food Restaurants—With Drive-Thru[2, 3]	N	N	N	N	N	N	C	C	N	P
Sit-Down Restaurants	C	N	N	C[5]	C[6]	C[5, 6]	P	P	C	P
Sit Down Restaurant with live Entertainment	C	N	N	N	N	N	C	C	N	C
Restaurant, serving alcohol	C	N	N	N	N	N	C	C	N	C
Service Organizations										
Philanthropic and Charitable Institutions	N	N	N	N	N	N	P	P	C	P
Service Organizations	N	N	N	N	N	N	P	P	C	P
Temporary Uses										
Street/Craft Fairs and Farmers' Markets—Ongoing	N	N	N	N	N	N	C	C	N	C
Temporary Structures (Subdivision sales Office)	C	N	P	P	P	P	P	P	P	P
Christmas Tree/Pumpkin Lots, and Similar, Not Exceeding 30 Days	C	C	C	N	N	C	P	P	P	P
Outdoor Displays	N	N	N	C[5]	C[6]	C[5, 6]	C	C	C	C
Parking Lot Sales	N	C	N	N	N	N	P	P	P	P
Amusement Enterprises	N	C	N	N	N	N	C	C	C	C
Transportation Facilities										
Bus Passenger Terminals	N	N	N	N	N	N	C	C	C	P
Charter Bus Companies	N	N	N	N	N	N	C	C	C	P
Motor Vehicle Transportation (Taxi/Shuttle)	N	N	N	N	N	N	C	C	C	N

Truck Stops and Terminals	N	N	N	N	N	N	C	C	C	N
Utilities										
Energy Storage Facility	N	N	N	N	N	N	N	N	P	N
~~Public Storage Facilities~~	~~N~~	~~N~~	~~N~~	~~N~~	~~N~~	~~N~~	~~N~~	~~C~~	~~C~~	~~N~~
Public Utility/Service Structures	N	P	N	N	N	N	N	N	P	N
Sewage Disposal Facilities/Waste Transfer	N	P	N	N	N	N	N	N	P	N
Utility Company Offices	N	N	N	N	N	N	P	P	P	N
Water Storage, Distribution, and Collection Facilities	N	P	N	N	N	N	N	N	N	N
Wind Energy Conversion Systems	See Section 17.11.140									

N = Not Permitted

P = Permitted

C = Conditionally Permitted

A = Permitted as an Accessory Use

A* = Permitted as an Accessory Use in Assembly Buildings

*Only allowed for properties on Sixth Street

[1] See Section 17.02.070 to determine if a plot plan is required.

[2] These uses shall not be located on any parcel which is located within 1,000 feet of any school providing instruction in 12th grade or below, day care center, or youth center.

[3] New fast food restaurants should not be located within 1,000 feet of another fast food restaurant.

[4] New liquor stores shall not be located within 1,000 feet of another liquor store.

[5] Only allowed for properties on Brookside Avenue, Cougar Way, Oak Valley Parkway, 11th Street, 8th Street, Beaumont Avenue, Pennsylvania Avenue, and Highland Springs Avenue.

[6] Only allowed for properties on streets designated as Arterial Roadways or Connector Streets.

[7] Bars and cocktail lounges are only allowed as a conditionally permitted accessory use in the M Zone, and if the primary business is an alcohol production facility, such as a brewery, winery, or spirits manufacturer.

(Ord. No. 1128 , § 2(Exh. B), 12-1-2020)

Chapter 17.11.160 Energy Storage Facilities.

17.11.160 Energy Storage Facilities

A. *Intent*. Energy Storage Facility regulations are adopted with the intent of advancing and protecting the public health, safety, and welfare of the City of Beaumont by establishing regulations for the installation and use of energy storage systems. The regulation herein are intended to protect the health, welfare, safety, and quality of life for the general public, to ensure compatible land uses in the areas affected by energy storage facilities and to mitigate the impacts of energy storage facilities on the environment.

B. *Classification of Energy Storage Facilities*. The following words and phrases shall, for the purposes of this chapter, have the meanings respectively ascribed to them by this section, as follows:

1. Battery: A single cell or a group of cells connected together electrically in series, in parallel, or a combination of both, which can charge, discharge, and store energy electrochemically. For the purposes of this chapter, batteries utilized in consumer products are excluded from these requirements.

2. Battery Energy Storage Management System: An electronic system that protects storage batteries from operating outside their safe operating parameters and disconnects electrical power to the energy storage system or places it in a safe condition if potentially hazardous temperatures or other conditions are detected. The system generates an alarm and trouble signal for abnormal conditions

3. Battery Energy Storage System: A system consisting of electrochemical storage batteries, battery chargers, controls, power conditioning systems and associated electrical equipment, assembled together, capable of storing energy in order to supply electrical energy at a future time, not to include a stand-alone 12-volt car battery or an electric motor vehicle.

4. Cell: The basic electrochemical unit, characterized by an anode and a cathode, used to receive, store, and deliver electrical energy.

5. Commissioning: A systematic process that provides documented confirmation that a battery energy storage system functions according to the intended design criteria and complies with applicable code requirements.

6. Decommissioning Plan: A plan to retire the physical facilities of the Project, including decontamination, dismantlement, rehabilitation, landscaping and monitoring. The plan contains detailed information on the proposed decommissioning and covers the schedule, type and sequence of decommissioning activities; waste management, storage and disposal of the waste from decommissioning; the timeframe for decommissioning and site rehabilitation.

7. Energy Storage System: A system which stores energy and releases it in the same form as was input.

8. Renewable Energy: Energy sources that constantly renew themselves or are regarded as practically inexhaustible. Renewable energy includes energy derived from solar, wind, geothermal, hydroelectric, wood, biomass, tidal power, sea currents, and ocean thermal gradients.

C. *Applicability*. The requirements of this ordinance shall apply to all energy storage systems permitted, installed, or modified after the effective date of this ordinance, excluding general maintenance and repair. Energy storage systems constructed or installed prior to the effective date of this ordinance shall not be required to meet the requirements of this chapter. Modifications to, retrofits or replacements of an existing energy storage system that increases the total energy storage system designed discharge duration or power rating shall be subject to this chapter. The continuation of legally established existing energy storage systems shall be subject to the regulations and guidelines of Chapter 17.08, Non-conforming Uses of the Beaumont Municipal Code.

D. *Development Standards*. The following shall apply to all Energy Storage Facilities:

1. Energy storage facilities must meet all applicable standards of the adopted Building and Safety Codes and of the adopted Fire Codes.

2. Energy storage facilities shall comply with the site design requirements set forth below in addition to all other applicable chapters of the Beaumont Municipal Code:

a. The site shall be fully enclosed by a minimum eight-foot, non-scalable solid wall. Walls shall consist of either decorative concrete masonry block or decorative concrete tilt-up walls. Decorative masonry block means neutral colored slump stone block, split-face block, or precision block with a stucco, plaster, or cultured stone finish. Decorative concrete tilt-up wall means concrete with a combination of paint and raised patterns, reveals, and/or trim lines.

b. Solid walls surrounding facilities which are below grade of an adjacent street or property shall incorporate a berm/slope along the entire length of the wall to ensure facilities are not visible from public view.

c. Anti-graffiti coating or equivalent measure to prevent graffiti shall be provided for all solid screen walls.

d. Except as set forth in subparagraph (e), no equipment or appurtenances not in an enclosed structure shall exceed the screen wall height described in subparagraph (a), above. Enclosures for batteries and other systems shall not exceed fifteen feet in height. Buildings shall be subject to height standards of the Manufacturing zone.

e. Accessory structures such as utility poles or utility connection equipment, substation switchyard and similar equipment, necessary for the operation of the facility may exceed the height standards of the Manufacturing zone subject to Planning Commission approval.

f. On-site parking shall be provided as specified below:

1. For sites occupied daily by employees or contractors, one parking space per employee or contractor shall be provided.

2. For unoccupied sites, one on-site parking space shall be provided.

3.All structures, appurtenances, parking and drive aisles shall be paved with asphalt or concrete.

4. All outdoor facilities shall be in compliance with the Chapter 8.50 Outdoor Lighting of the Beaumont Municipal Code.

5. All site landscaping shall comply with Chapter 17.06 Landscaping of the Beaumont Municipal Code.

6. All facilities shall have an approved signage plan including safety signage to be posted at the site.

E. *Decommissioning.*

1. Decommissioning Plan. Prior to approval of a building permit, the applicant shall submit a decommissioning plan containing a narrative description of the activities to be accomplished for removing the energy storage system from service, and from the facility in which it is located. The decommissioning plan shall also include:

a. A narrative description of the activities to be accomplished, including who will perform that activity and at what point in time, for complete physical removal of all battery energy storage system components, structures, equipment, security barriers, and transmission lines from the site;

b. Disposal of all solid and hazardous waste in accordance with local, state, and federal waste disposal regulations;

c. The anticipated life of the battery energy storage system;

d. The estimated decommissioning costs and how said estimate was determined;

e. The method of ensuring that funds will be available for decommissioning and restoration;

f. The method that the decommissioning cost will be kept current;

g. The manner in which the battery energy storage system will be decommissioned, and the Site restored, including a description of how any changes to the surrounding areas and other systems adjacent to the battery energy storage system, such as, but not limited to, structural elements, building penetrations, means of egress, and required fire detection suppression systems, will be protected during decommissioning and confirmed as being acceptable after the system is removed; and

h. A listing of any contingencies for removing an intact operational energy storage system from service, and for removing an energy storage system from service that has been damaged by a fire or other event.

2. *Decommissioning Fund*. The applicant, or successors, shall continuously maintain a fund or bond payable to the City of Beaumont, in a form approved by the City for the removal of the battery energy storage system, in an amount to be determined by the City, for the period of the life of the facility. This fund may consist of a letter of credit from a licensed-financial institution. All costs of the financial security shall be borne by the applicant.

3. *Ownership Changes*. If the owner of the battery energy storage facility changes or the owner of the property changes, the project approvals shall remain in effect, provided that the successor owner or operator assumes in writing all of the obligations of the project, site plan approval, and decommissioning plan. A new owner or operator of the battery energy storage facility shall notify the Planning Department of such change in ownership or operator within 30 days of the ownership change. A new owner or operator must provide such notification to the Planning department in writing. The project and all approvals for the battery energy storage facilities would be void if a new owner or operator fails to provide written notification to the Planning Department in the required timeframe. Reinstatement of a void project or approvals will be subject to the same review and approval processes for new applications under this chapter.

F. *Performance Measures and Standard Conditions of Approval.*

1. The following measures shall be included as performance measures and standard conditions of approval for all energy storage facilities:

a. Facilities shall not store any products, goods, materials, or containers outside of any building on-site.

b. Facilities shall comply with Chapter 9.02 Noise Control of the Beaumont Municipal Code.

c. Operators shall address any nuisance, safety issues or violations of conditions of approval within forty-eight hours of being notified by the city that an issue exists.

d. Prior to the issuance of a Certificate of Occupancy or Business License, any operator of an energy storage facility shall sign a statement acknowledging acceptance of all operational conditions of approval associated with the approved entitlements for the facility and the decommissioning plan shall be recorded against title to the property as a covenant running with the land.

Staff Report

TO: City Council

FROM: Nicole Wheelwright, Deputy City Clerk

DATE October 19, 2021

SUBJECT: **Resolution Amending Conflict of Interest Code**

Background and Analysis:

The Political Reform Act (Government Code Section 81000 et seq.) requires local public agencies to adopt and promulgate conflict of interest codes and requires public officials of such agencies to annually file a Statement of Economic Interests (FPPC Form 700) disclosing financial interests. These officials fall into two categories: (1) officials holding positions as specified in Section 87200, who are required to disclose the broadest range of financial interest (Sections 87200-87210) and (2) officials holding positions that involve participation in government decisions that have financial impacts. These positions are designated in a conflict of interest code and disclosure for each position is tailored to the scope of the official's job duties (Section 87300-87313).

Fiscal Impact:

City staff estimates the cost to prepare this staff report to be $150.

Recommended Action:

Waive the full reading and adopt by title only, "A Resolution of the City Council of the City of Beaumont Adopting an Amended Conflict of Interest Code."

Attachments:

A. Resolution

RESOLUTION NO. 2021-

A RESOLUTION OF THE CITY COUNCIL OF THE CITY OF BEAUMONT ADOPTING AN AMENDED CONFLICT OF INTEREST CODE

WHEREAS, the Legislature of the State of California enacted the Political Reform Act of 1974, Government Code Section 81000, et seq. ("Act"), which contains provisions relating to conflicts of interest which potentially affect all officers, employees and consultants of the City of Beaumont ("City"), and which requires all public agencies to adopt and promulgate a conflict of interest code; and

WHEREAS, the Beaumont City Council previously adopted Resolution No. 2019-34 adopting the model Conflict of Interest Code set forth in section 18730 of the California Code of Regulations; and

WHEREAS, subsequent changed circumstances within the City have made it advisable and necessary pursuant to sections 87306 and 87307 of the Act to amend and update the Conflict of Interest Code; and

WHEREAS, by this Resolution, the City is adopting a new updated Conflict of Interest Code; and

WHEREAS, the City Council desires to designate persons holding positions listed in Exhibit A as bodies that are subject to the Code and have provided adequate notice and an opportunity to review the Code to those designated persons and to residents for the fair opportunity to present their views per Government Code section 87311.

NOW, THEREFORE, the City Council hereby resolves as follows:

1. Resolution No 2019-34 is hereby rescinded.

2. In compliance with section 87300 of the Act, the City Council hereby adopts the attached Conflict of Interest Code, Exhibit "A," which incorporates Regulation 2, California Code of Regulations, Sections 18730 – The Standardized Conflict of Interest Code, by reference, as well as Appendices in which members and employees are designated and disclosure categories are set forth.

3. The City Clerk shall certify to the passage and adoption of this Resolution, and it shall take effect and be in force.

///

MOVED, PASSED AND ADOPTED by the City Council of the City of Beaumont at a regularly-scheduled meeting of the City Council held on October 19, 2021, by the following vote:

AYES:
NOES:
ABSTAIN:
ABSENT:

_____
Mayor, Mike Lara

ATTEST:

_____
City Clerk, Steven Mehlman

EXHIBIT "A"

DESIGNATED POSITIONS

Designated Positions	Disclosure Categories
Administrative Services Director	1
Administrative Services Manager	4
Assistant City Manager	1
Assistant Director Community Services	1
Assistant Director of Finance	1
Assistant Director of Public Works/Asst. Engineer	1
Building Grounds/Maintenance Supervisor	4
Chief Building Official	1
Chief of Police	1
Chief Plant Operator	1
City Attorney	8
City Council Member	8
City Clerk	1
City Manager	8
City Treasurer	8
Community Development Director	1
Community Services Director	1
Community Services Manager	4
Deputy Chief of Police	1
Deputy City Clerk	1

Designated Positions	Disclosure Categories
Economic Development Committee	7
Finance and Audit Committee	7
Finance Director	1
Fire Marshall	6
General Manager of Utilities	4
Information Technology Manager	1
Planning Commissioner	8
Planning Manager	1
Police Lieutenant	4
Principle Engineer	1
Public Works Director/City Engineer	1
Street Maintenance Supervisor	4
Solid Waste & Recycling Manager	4
Support Services Supervisor	4
Transit Supervisor	4
Vehicle Maintenance Supervisor	4
Wastewater Collections Supervisor	4
Wastewater Plant Supervisor	4

EXHIBIT "B'

DISCLOSURE CATEGORIES

Broad Disclosure

1. Must report investments, business positions, and income from sources located in, planning to do business in, or doing business in the City of Beaumont; and

Interests in real property located in the City of Beaumont and within a two mile radius of any property owned or used by the City of Beaumont which is not within the City limits.

Real Property Disclosure

2. Must report interests in real property located in the City of Beaumont and within a two mile radius of any property owned or used by the City of Beaumont which is not within the City limits.

Financial Interest Disclosure

3. Must report investments, business positions, and income from sources located in, planning to do business in, or doing business in the City of Beaumont.

Disclosure Based on Department

4. Must report investments, business positions, and income from business entities located in, planning to do business in, or doing business with the City of Beaumont subject to the following: no financial interest need be reported unless it is in or from a source which provides services, supplies, material, machinery or equipment of the type utilized by or which is subject to the regulatory permit or licensing authority of the department which filer is employed.

Disclosure Based on Position

5. Must report investments, business positions, and income from business entities located in, planning to do business in, or doing business with the City of Beaumont subject to the following: no financial interest need be reported unless it is in or from a source which provides services, supplies, material, machinery or equipment of the type utilized by or which is subject to the regulatory permit or licensing authority of the position which the filer currently fills.

Consultant Disclosure

6. Must report investments, business positions, and income from business entities located in, planning to do business in, or doing business with the City of Beaumont subject to the following: no financial interest need be reported unless it is in or from a source which provides services, supplies, material, machinery or equipment of the type utilized by or which is subject to the regulatory permit or licensing authority of the department by which the consultant is employed.

Disclosure Based on Board and Commission Membership

7. Must report investments, business positions, and income from business entities located in, planning to do business in, or doing business with the City of Beaumont subject to the following: no financial interest need be reported unless it is in or from a source which provides services, supplies, material, machinery or equipment of the type utilized by or which is subject to the regulatory permit or licensing authority of the department with which filer's board or commission is associated.

State Filers

8. Need not file an additional Statement of Economic Interests under this code as their filing with the Fair Political Practices Commission fulfills reporting requirements. They are included in this code only for disqualification purposes.

*Nothing contained in this conflict of interest code shall be interpreted to require the reporting of gifts from outside the City of Beaumont's jurisdiction if the purpose of disclosure of the source of the gift does not have some connection with or bearing upon the functions or duties of the position for which the reporting is required. Nothing in this language is intended to create an inference that all gifts within the jurisdiction are reportable. (2 California Code of Regulations section 18730.1).

Staff Report

TO: City Council

FROM: Kari Mendoza, Administrative Services Director

DATE October 19, 2021

SUBJECT: **Beaumont Unified School District Work Based Learning and Work Experience Program Agreement**

Background and Analysis:

The Beaumont Unified School District (District) has launched a Work Based Learning and Work Experience Program for its students. City staff proposes that the City of Beaumont become one of the participating corporate members. Participation entails placing the students in a work-place setting to learn about different occupations. As a participant, the City can begin to educate students on local government and provide real-world experience of working in the public sector.

Attached is a copy of the District's Work-Based Learning/Work Experience Program Agreement for Affiliation (Agreement). The Agreement has a term of five (5) years and provides that students would be eligible to work at either City Hall or the Albert A. Chatigny, Sr. Community Recreation Center. The City Attorney has reviewed and approved the language within the Agreement.

Participating students would be selected by the District and would not be subject to compensation. Furthermore, the Agreement states that City staff would also be made available to provide educational programming on a school campus.

Fiscal Impact:

There are no costs associated with the agreement, staff time will be allocated based on the department and the assignment. City staff estimates the cost to prepare this report is $975.

Recommended Action:

Authorize the City Manger to execute the agreement with the Beaumont Unified School District.

Attachments:

A. Beaumont Unified School District Work Based-Learning / Work Experience Program Agreement for Affiliation

Affiliate Number WBL-_____

BEAUMONT UNIFIED SCHOOL DISTRICT
350 Brookside Ave.
Beaumont, CA 92223

Beaumont Unified School District Work-Based Learning / Work Experience Program
Agreement for Affiliation

This Agreement ("Agreement") is made and entered into as of the later of _____, or the execution of the Agreement by both parties (the "Effective Date") between **Beaumont Unified School District** ("DISTRICT"), and _____ ("AFFILIATE")

WHEREAS, the DISTRICT operates a Career Technical Education (CTE) Work–Based Learning and Work Experience Program ("Program") for its students under which students receive academic credit towards their high school diploma for participation in a work-place setting learning about the different types of vocational or occupational training offered through the Program, and,

WHEREAS, the AFFILIATE has the below listed facility(ies) and is willing to make it/them available to the DISTRICT's students accepted into the Work Based Learning (WBL) / Work Experience Education (WEE) Program (herein referred to as "Accepted Students"), at no cost, for the use in the work-based mentoring of the DISTRICT's students enrolled in the Program, and/or is willing to provide work-based mentoring to students enrolled in the Program at their school sites.

Address(es): _____

_____

_____

NOW, THEREFORE, in consideration of the terms and conditions set forth herein and for other good and valuable consideration, the receipt and sufficiency of which is hereby acknowledged, the DISTRICT and AFFILIATE agree as follows:

1. **Term and Termination.** The term of this Agreement shall be five (5) years commencing on the later of _____, or the execution of the Agreement by both parties (the "Effective Date"). This Agreement may be renewed through mutual written agreement signed by both parties. This Agreement may be terminated by either party with or without cause upon thirty (30) days' written notice to the other party.

2. **Use of Facility(ies).** The AFFILIATE agrees to make the above-listed facility(ies) available to the **DISTRICT** for the instruction of the Accepted Students enrolled in a WBL / WEE Program.

a. The Accepted Students will be subject to the rules and regulations of the AFFILIATE during the hours they are within the AFFILIATE'S facility(ies) and participating in the WBL/WEE Program at the facility(ies). DISTRICT shall communicate and advise Accepted Students on their responsibility for complying with AFFILIATE rules, regulations, policies and procedures and ensure students' compliance with the same.

b. Students will wear appropriate identification to designate them as Accepted Students.

3. **Program Operations.**

a. All instruction, time schedules, and use of AFFILIATE's facility areas or departments will be coordinated by DISTRICT staff and the managing personnel of the AFFILIATE.

b. The AFFILIATE will provide necessary orientation to the Accepted Students.

c. Accepted Students in an unpaid internship will not displace regular employees of the AFFILIATE.

d. Accepted Students in an unpaid internship shall not be entitled either to pay or benefits for the instructional or training time, or services rendered at the AFFILIATE's facility(ies), or to a job with the AFFILIATE at the conclusion of the training/Program.

e. The AFFILIATE will provide a safe and clean work environment that complies with all Occupational Safety and Health Administration (OSHA) standards and codes as set forth by the U.S. Department of Labor, and the derivative Cal/OSHA standards, laws, and regulations relating thereto.

f. The DISTRICT shall bear all expenses of conducting the Program class. The AFFILIATE shall have no obligation under this Agreement, except as herein provided.

g. The DISTRICT shall abide by all provisions of the California Administrative Code, Title V, and the Community Classroom and Cooperative Vocational Education requirements and all other applicable laws, rules and regulations, local, state, and federal.

h. Employees or agents of AFFILIATE who enter onto DISTRICT premises for purposes of providing mentoring or training to students shall be subject to any health or safety requirements established by the DISTRICT. Prior to commencing work under this Agreement that would require working with students on District premises while not under the supervision of a District employee, AFFILIATE'S affected employees and agents shall (according to DISTRICT policies and procedures) be fingerprinted and shall provide proof of all required health clearances, including, but not limited to tuberculosis clearance.

i. Nothing herein shall be interpreted to require AFFILIATE to accept students from the Program for mentoring at the listed facilities. This decision to accept any students shall be made by AFFILIATE, in its sole and absolute discretion.

4. **Employer and Workers' Compensation Coverage.** The DISTRICT under whose supervision unpaid work experience education, cooperative vocational education, community classrooms, or a job shadowing experience, are provided shall be considered the employer under Division 4 (commencing with Section 3200) of the Labor Code of students receiving this training. The DISTRICT shall provide Workers' Compensation insurance coverage for each unpaid Accepted Student who receives training at AFFILIATE's facility(ies).

5. **Screening Requirements.** DISTRICT understands and agrees that Accepted Students will be required to meet certain screening, immunization, background checks and other competency standards that AFFILIATE may require, in its sole discretion. These requirements are subject to change and may vary depending on the nature of the training program. A list of AFFILIATE requirements for students shall be made available upon request. Accepted Students must meet all requirements of AFFILIATE prior to participating in the Program at the facility.

6. **Withdrawal of Students.** AFFILIATE may immediately remove from the premises any student who poses an immediate threat or danger to personnel or to the quality of services or for unprofessional behavior, and for any other lawful purpose. AFFILIATE may request DISTRICT to withdraw or dismiss a student from the Program at the facility when his or her performance is unsatisfactory to AFFILIATE or his or her behavior, in AFFILIATE's discretion, is disruptive or detrimental to the AFFILIATE and/or its customers, employees, or visitors. In such event, said student's participation in the Program at the facility shall immediately cease.

7. **Independent Contractor.** The parties hereby acknowledge that they are independent contractors, and neither the DISTRICT nor any of its agents, representatives, students or employees or Program Participants shall be considered agents, representatives, or employees of the AFFILIATE. The AFFILIATE is an independent contractor, and is not an officer, agent, or employee of the DISTRICT, and has no authority to contract or enter into any other agreement in the name of the DISTRICT. In no event shall this Agreement be construed as establishing a partnership or joint venture or similar relationship between the parties hereto, or between or among the AFFILIATE and any and all students. The provisions set forth herein shall survive expiration or other termination of this Agreement regardless of the cause of such termination.

8. **Insurance.** The AFFILIATE agrees to maintain, at all times during the term of this Agreement and for a period of three (3) years thereafter, a comprehensive program of risk retention and insurance with such insurance carriers and in such amounts of insurance coverage reasonably acceptable to the DISTRICT, and to provide the DISTRICT with copies of certificates of insurance and/or other evidence of insurance coverage upon request. The DISTRICT shall secure and maintain during the term of this Agreement, comprehensive general public liability insurance for each Accepted Student and DISTRICT instructor of at least One Million Dollars ($1,000,000) for each claim, up to a total of Three Million Dollars ($3,000,000) in any one year, to cover claims and liabilities for personal injury, death or property damage arising from the activities of the DISTRICT. Incidental malpractice is included in the provisions of the comprehensive general liability insurance so long as the student and instructor are acting within the scope of their assigned duties. DISTRICT shall provide AFFILIATE with copies of certificates of insurance and/or other evidence of insurance coverage upon request.

9. **Indemnification and Hold Harmless.** Both parties shall defend, indemnify and hold harmless the other party, its officers, employees, agents and students from and against any and all liability, loss, expense (including reasonable attorneys' fees), or claims from injury or damages occurring in connection with or incident to or arising out of the occupancy, use, service, operations or performance of work under this Agreement, to the extent resulting in whole or in part from the negligent, reckless or intentional acts or omissions of the indemnifying party or its subcontractors, or any officers, employees, agents, or representatives of the indemnifying party or its subcontractors.

10. **Assignment of Contract**. Neither the DISTRICT nor the AFFILIATE shall assign the whole or any part of this Agreement, without the express written consent of the other party and all sureties who have executed bonds on behalf of either party in connection with this Agreement.

11. **Equal Opportunity Clause**. The DISTRICT and AFFILIATE and their respective officers, employees, managers, and agents shall not discriminate against any person on the basis of any protected characteristic, including but not limited to race, religion, color, national origin, disabilities, marital status, age, or sex. The DISTRICT and AFFILIATE each affirm that it is an equal opportunity employer and shall comply with any other laws or regulations prohibiting discrimination as may be applicable to them.

12. **Notices.** Any notice or communication required or permitted to be given hereunder shall be in writing and served personally, delivered by courier or sent by United States certified mail, postage prepaid with return receipt requested, addressed to the other Party as follows:

To DISTRICT:	To AFFILIATE:
Beaumont Unified School District Attention: Ebon Brown, Ed.D. Title: Assistant Superintendent of Instruction and Support Services 350 Brookside Ave. Beaumont, CA 92223	Affiliate Address: Attention: Title: Address

and/or to such other persons or places as either of the Parties may hereafter designate in writing. All such notices shall be effective when received.

13. **Governing Law.** This Agreement is made and entered into in the State of California, and shall in all respects be interpreted, enforced and governed under the laws of said State without giving effect to conflicts of laws principles.

14. **Severability.** Should any portion, word, clause, phrase, sentence or paragraph of this Agreement be declared void or unenforceable, such portion shall be considered independent and severable from the remainder, the validity of which shall remain unaffected.

15. **Entire Agreement; Amendments to Agreement.** This Agreement constitutes the entire agreement between the Parties who have executed it and supersedes any and all other agreements, understandings, negotiations, or discussions, either oral or in writing, express or implied between the Parties to this

Agreement. All provisions of this Agreement herein shall remain in effect throughout the term thereof unless the Parties agree, in a written document signed by both Parties, to amend, add or delete any provision, except that the DISTRICT may amend the Agreement to accomplish changes required by law. Email correspondence shall not qualify as a written document signed by an authorized signatory.

16. **Headings.** The headings contained in this Agreement are for convenience only and shall not in any way affect the meaning or interpretation hereof nor serve as evidence of the interpretation hereof, or of the intention of the parties hereto.

17. **Waiver.** No waiver shall be binding unless executed in writing by the party making the waiver and agreed to by both parties. No waiver of any provision of this Agreement shall be deemed, or shall constitute a waiver of any other provision, whether or not similar, nor shall any such waiver constitute a continuing or subsequent waiver of the same provision. Failure of either party to enforce any provision of this Agreement shall not constitute a waiver of the right to compel enforcement of the remaining provisions of this Agreement.

IN WITNESS WHEREOF, the parties hereto have executed this agreement on the day and year first above written.

Beaumont Unified School District	**Affiliate:**
	Address:
_____	_____
Authorized Signature	Authorized Signature
_____	_____
Printed Name and Title	Printed Name and Title
Date: _____	Date: _____

(Check one that applies if a CTE WBL Program)

- o Agriculture and Natural Science
- o Arts, Media, and Entertainment
- o Building Trades and Construction
- o Education, Child Development, and Family Services
- o Energy and Utilities
- o Engineering and Design
- o Fashion and Interior Design
- o Finance and Business
- o Special Education
- o Health Science and Medical Technology
- o Hospitality, Tourism, and Recreation
- o Information Technology
- o Manufacturing and Product Development
- o Marketing, Sales, and Service

- Public Services
- Transportation

BEAUMONT
CALIFORNIA

Staff Report

TO: City Council

FROM: Jeff Hart, Director of Public Works

DATE October 19, 2021

SUBJECT: **Consider Adopting a Resolution Updating the Transportation Uniform Mitigation Fee Schedule**

Background and Analysis:

The City of Beaumont is a member jurisdiction of the Western Riverside Council of Governments (WRCOG), a joint powers agency comprised of the County of Riverside and eighteen (18) cities located in Western Riverside County. Acting in concert, between 2002-2003, WRCOG member jurisdictions developed a plan whereby the shortfall in funds were needed to enlarge the capacity of the regional system of highways and arterials due to new development in Western Riverside County could be made up in part by a Transportation Uniform Mitigation Fee ("TUMF") on future residential, commercial, and industrial development.

Pursuant to the Mitigation Fee Act (Gov. Code §§ 66000 et seq.), WRCOG prepared a new nexus study ("2016 Nexus Study") to update the fees. On July 10, 2017, the WRCOG Executive Committee reviewed the 2016 Nexus Study and recommended TUMF participating jurisdictions update their fees by amending their applicable TUMF ordinances to reflect changes in the TUMF network and the cost of construction.

In accordance with the Mitigation Fee Act, Beaumont Municipal Code and the 2016 Nexus Study: (i) identify the purpose of the revised fees; (ii) identify the use to which the revised fees is to be put, including identification of any facilities to be financed; (iii) determine how there is a reasonable relationship between the fee's use and the type of development project on which the fee is imposed; (iv) determine how there is a reasonable relationship between the need for the public facilities and the type of development project upon which the fees are imposed; and (v) determine how there is a reasonable relationship between the amount of the fees and the cost of the public facilities or portion or the public facility attributable to the development on which the fees are imposed.

On July 7, 2021, the WRCOG Executive Committee approved a construction cost index (CCI) adjustment to the TUMF schedule to help ease increased construction costs. This is intended to help mitigate the rising costs of transportation improvements in the state, including a handful of interchange projects that are currently underway in the WRCOG subregion. Information provided by the Public Works Committee (PWC) indicates that project costs continue to escalate, forcing agencies to find additional funding for their transportation projects

Beaumont Municipal Code Section 3.39.040 provides the legal basis for a revised TUMF schedule. The actual TUMF schedule will be established through a resolution (Attachment A). The resolution will establish the fee schedule for TUMF as follows:

A. For single-family residential, multi-family residential and retail non-residential projects, the fees set shall be as follows:

   From January 1st, 2022, the fee schedule shall be as follows:

   (1) $10,104.00 per single family residential unit,
   (2) $6,580.00 per multi-family residential unit,
   (3) $1.86 per square foot of an industrial project,
   (4) $7.72 per square foot of a retail commercial project,
   (5) $4.89 per square foot of a service commercial project, and
   (6) $2.45 per square foot of a service Class A and B Office.

The current fees are:

(1) $9,810.00 per single family residential unit
(2) $6,389.00 per multi-family residential unit
(3) $1.81 per square foot of an industrial project
(4) $7.50 per square foot of a retail commercial project
(5) $4.75 per square foot of a service commercial project
(6) $2.38 per square foot of a service Class A and B Office

Fiscal Impact:

The cost to prepare this staff report is estimated to be $750.

Recommended Action:

Hold a Public Hearing, and
Waive the full reading and adopt by title only, “A Resolution of the City Council of the City of Beaumont Amending the Transportation Uniform Mitigation Fee (TUMF) Ordinance of 2017 (TUMF) Under Beaumont Municipal Code Section

3.39.040.A and 3.39.040.C Applicable to All Developments in the City of Beaumont.”

Attachments:

A. Proposed resolution

RESOLUTION NO. 2021

A RESOLUTION OF THE CITY COUNCIL OF THE CITY OF BEAUMONT AMENDING THE TRANSPORTATION UNIFORM MITIGATION FEE (TUMF) ORDINANCE OF 2020 (TUMF) UNDER BEAUMONT MUNICIPAL CODE SECTION 3.39.040.A and 3.39.040.C APPLICABLE TO ALL DEVELOPMENTS IN THE CITY OF BEAUMONT

WHEREAS, the CITY OF BEAUMONT ("City") is a member agency of the Western Riverside Council of Governments ("WRCOG"), a joint powers agency comprised of the County of Riverside and eighteen cities located in Western Riverside County; and

WHEREAS, the member agencies of WRCOG recognized that there was insufficient funding to address the impacts of new development on the regional system of highways and arterials in Western Riverside County (the "Regional System"); and

WHEREAS, in order to address this shortfall, the member agencies formulated a plan whereby a transportation mitigation fee would be assessed on new development and would be used to fund the necessary improvements for the Regional System; and

WHEREAS, WRCOG, with the assistance of TUMF Program participating jurisdictions, has prepared an updated Nexus Study entitled "Transportation Uniform Mitigation Fee Nexus Study: 2016 Update" ("2016 Nexus Study") pursuant to California Government Code sections 66000 et seq. (the Mitigation Fee Act), for the purpose of updating the fees. On July 10, 2017, the WRCOG Executive Committee reviewed the 2016 Nexus Study and TUMF Program and recommended TUMF participating jurisdictions amend their applicable TUMF ordinances to reflect changes in the TUMF network and the cost of construction in order to update the TUMF Program; and

WHEREAS, consistent with its previous findings made in the adoption of Ordinance No. 1091 codified as Chapter 3.39 of the Beaumont Municipal Code ("TUMF Ordinance"), the City Council has been informed and advised, and hereby finds, that if the capacity of the Regional System is not enlarged and unless development contributes to the cost of improving the Regional System, the result will be substantial traffic congestion in all parts of Western Riverside County, with unacceptable Levels of Service. Furthermore, the failure to mitigate growing traffic impacts on the Regional System will substantially impair the ability of public safety services (police and fire) to respond and, thus, adversely affect the public health, safety and welfare. Therefore, continuation of a TUMF Program is essential; and

WHEREAS, the City Council finds and determines that there is a reasonable and rational relationship between the use of the TUMF and the type of development projects on which the fees are imposed because the fees will be used to construct the transportation improvements that are necessary for the safety, health, and welfare of the residential and non-residential users of the development in which the TUMF will be levied; and

WHEREAS, the City Council finds and determines that there is a reasonable and rational relationship between the need for the improvements to the Regional System and the type of development projects on which the TUMF is imposed because it will be necessary for the residential and non-residential users of such projects to have access to the Regional system. Such development will benefit from the Regional System improvements and the burden of such developments will be mitigated in part by payment of the TUMF; and

WHEREAS, the City Council finds and determines that the cost estimates set forth in the new 2016 Nexus Study are reasonable cost estimates for constructing the Regional System improvements and the facilities that compromise the Regional System, and that the amount of the TUMF expected to be generated by new development will not exceed the total fair share cost to such development; and

WHEREAS, the fees collected pursuant to the TUMF Ordinance shall be used to help pay for the design, planning, construction of and real property acquisition for the Regional System improvements and its facilities as identified in the 2016 Nexus Study. The need for the improvements and facilities is related to new development because such development results in additional traffic and creates the demand for the improvements;

WHEREAS, by notice duly given and published, the City Council set the time and place for a public hearing on the 2016 Nexus Study and the fees proposed thereunder and at least ten (10) days prior to this hearing, the City Council made the 2016 Nexus Study available to the public; and

WHEREAS, at the time and place set for the hearing, the City Council duly considered data and information provided by the public relative to the cost of the improvements and facilities for which the fees are proposed and all other comments, whether written or oral, submitted prior to the conclusion of the hearing; and

WHEREAS, 3.39.040.A and 3.39.040.C of the TUMF Ordinance authorizes periodic review and adjustment to the applicable TUMF in accordance with any adjustments made by the WRCOG Executive Committee; and

WHEREAS, the fees collected pursuant to this Resolution shall be used to finance the public facilities described or identified in the Nexus Study; and

WHEREAS, the levying of TUMF has been reviewed by the City Council and staff in accordance with the California Environmental Quality Act ("CEQA") and the CEQA Guidelines and it has been determined that the adoption of this ordinance is exempt from CEQA pursuant to Section 15061(b)(3) of the CEQA Guidelines.

NOW, THEREFORE, the City Council of [INSERT CITY NAME] does resolve as follows:

SECTION 1. Findings. The recitals set forth above are hereby adopted as findings in support of this Resolution. In addition, the City Council re-adopts the findings contained in Section 3.39.020 of the Beaumont Municipal Code in support of the adjusted TUMF contained

herein.

SECTION 2. TUMF Schedule. In accordance with Section 3.39.040.C of the TUMF Ordinance, there is hereby adopted the following fee schedule for the TUMF which replaces the fee schedule set forth in Sections 2 and 3 of Resolution No. 2020-17 in its entirety as of January 1, 2022:

A. There is hereby adopted the following TUMF schedule:

(1) $10,104.00 per single-family residential unit
(2) $6,580.00 per multi-family residential unit
(3) $1.86 per square foot of an industrial project
(4) $7.72 per square foot of a retail commercial project
(5) $4.89 per square foot of a service commercial project
(6) $2.45 per square foot of a service Class A and B Office

SECTION 3. CEQA Findings. The City Council hereby finds that in accordance with the California Environmental Quality Act ("CEQA") and the CEQA Guidelines the adoption of this Resolution is exempt from CEQA pursuant to Section 15061(b)(3).

SECTION 4. Effective Date. This Resolution shall become on January 1, 2022, in accordance with Government Code Section 66017.

MOVED, PASSED AND ADOPTED by the City Council of the City of Beaumont at a regularly scheduled meeting of the City Council held on October 19, 2021, by the following vote:

AYES:
NOES:
ABSTAIN:
ABSENT:

_____
Mayor, Mike Lara

ATTEST:

_____
Deputy City Clerk, Nicole Wheelwright

BEAUMONT
CALIFORNIA

Staff Report

TO: City Council

FROM: Doug Story, Asst. Director of Community Services

DATE October 19, 2021

SUBJECT: **Proposed Eagle Scout Project at the Albert A. Chatigny, Sr. Community Recreation Center**

Background and Analysis:

Justin Vasquez is a Beaumont resident and a member of Boy Scout Troop 322. It is his desire to become an Eagle Scout, an honor that less than ten percent of all Boy Scouts achieve.

Each Eagle Scout candidate must complete a project that shows a community benefit. Scout Justin Vasquez has proposed to place a flag retirement box outside the Albert A. Chatigny, Sr. Community Recreation Center (CRC) for the general public to place damaged and discarded flags. On a monthly basis, Boy Scout Troop 322 members will remove any flags placed in the box and will properly retire them. As part of this project a plaque on the box will explain to the community how flags are properly retired and why they are retired in a specific way.

A proposed weatherproof metal box, similar in size and shape to a standard United States Post Office mailbox (22.25” wide x 22.25” deep x 47” tall), would be placed outside the CRC. The box would be maintained by Boy Scout Troop 322 and would be installed by Scout Justin Vasquez.

Fiscal Impact:

There is no fiscal impact for the installation of this project and no future staff hours are required to maintain the box or retire discarded flags. City Staff estimates it cost $150 to prepare this report.

Recommended Action:

Approve the Eagle Scout project proposed by Scout Justin Vasquez to install a flag retirement box at the Albert A. Chatigny, Sr. Community Recreation Center.

Attachments:

A. Eagle Scout Project Proposal submitted by Justin Vasquez

Project Description and Benefit

Briefly describe your project

I will be placing a flag retirement box outside the Beaumont Civic Center next to the memorial. People will put old flags within this box, and monthly, the boy scout troop will collect the flags and retire them properly. On this box, there will be a brief description as to how and why the flags are retired.

Include images on an additional document.

Tell how your project will be helpful to the beneficiary. Why is it needed?

This will help the community because it provides a simplified way of properly disposing of old flags and will also help educate the community about how to tend to the flag. While a small town doesn't need something such as this, the city of beaumont has been growing, and its becoming harder to handle flag retirements due to the increased population. This method of accepting flag retirements will streamline the process.

When do you plan to begin carrying out your project? Within two to three weeks after getting approval

When do you think your project will be completed? The installation should be completed within a day

Giving Leadership

Approximately how many people will be needed to help on your project? 3

Where will you recruit them (unit members, friends, neighbors, family, others)?

I will request help from my fellow scouts

What do you think will be most difficult about leading them?

Because of the small group, it might be challenging to keep their focus.

Materials

Materials are things that become part of the finished project, such as lumber, nails and paint.

What types of materials, if any, will you need? You do not need a detailed list or exact quantities, but you must show you have a reasonable idea of what is required. For example, for lumber, use basic dimensions such as 2x4 or 4x4.

A package drop off box, a thin 1' x 2' sheet of metal, a sand bag, and a 1' x 1' plaque

Supplies

Supplies are things you use up, such as food and refreshments, gasoline, masking tape, tarps, safety supplies and garbage bags.

What types of supplies, if any, will you need? You do not need a detailed list or exact quantities, but you must show you have a reasonable idea of what is required.

I will need food for 3-4 people, water, bolts, and garbage bags.

Tools

Include tools, and also equipment, that will be borrowed, rented, or purcha

What tools or equipment, if any, will you need? You do not need a detailed list , but you must show you have a reasonable idea of what is required.

I will need basic tools such as screwdrivers and hammers for the assembly of the box. I will also need work gloves.

Other Needs

Items that don't fit the above categories; for example, parking or postage, or services such as printing or pouring concrete, etc..

What other needs do you think you might encounter?

I will need access to engraving equipment

Permits and Permissions

Note that property owners should obtain and pay for permits.

Will permissions or permits (such as building permits) be required for your project? Who will obtain them? How long will it take?

I will need permission from the city to begin the project.

Preliminary Cost Estimate

You do not need exact costs yet. Reviewers will just want to see if you can reasonably expect to raise enough money to cover an initial estimate of expenses. Include the value of donated materials, supplies, tools, and other items. It is not necessary to include the value of tools or other items that will be loaned at no cost. Note that if your project requires a fundraising application, you do not need to submit it with your proposal.

Enter your estimated expenses below (include sales tax if applicable)

Materials:	300$
Supplies:	50$
Tools:	0
Other:	0
Total Costs:	350$

Fundraising: Explain how you will raise the money to pay for the total costs. If you intend to seek donations of actual materials, supplies, etc., then explain how you plan to do that, too.

I intend to seek donations from the American Legion as well as other such organizations. I will also seek private donations through GoFundMe.

Project Phases

Think of your project in terms of phases, and list what they might be. The first may be to prepare your project plan. Other phases might include fundraising, preparation, execution and reporting. You may have as many phases as you want, but it is not necessary to become overly complicated; brief, one line descriptions are sufficient. If you have more than 10 phases, attach a separate page with your continued phase list.

1	Planning
2	Fundraising
3	Purchase of materials
4	Preparation of materials (engraving plaque, ect.)
5	Execution of assembly
6	
7	
8	
9	
10	

Logistics

How will you handle transportation of materials, supplies, tools, and helpers?

Helpers will arrive at the site on their own, materials and supplies will be transported by myself.

Safety Issues

The Guide to Safe Scouting is an important resource in considering safety

Describe the hazards and safety concerns of which you and your helpers should be aware.
Read the "Age Guidelines for Tool Usage" at Scouting.org

I see no major safety concerns, the potential use of hammers is the only thing of concern. I will make sure to inform my helpers of proper tool usage to minimize this concern.

Project Planning

You do not have to list every step, but it must be enough to show you have a reasonable idea of how to prepare your plan.

List some action steps you will take to prepare your project plan. For example, "Complete a more detailed set of drawings."

I will begin organizing fundraisers and planning with the troop. I will also plan for engraving the plaques.

Caution: Using an Adobe or other PDF reader to insert a "signature" can cause this entire document's contents to be locked preventing future e make sure you save a copy if any signatures will be inserted digitally.

Candidate's Promise*	*Sign below before you seek the other approvals for your proposal.*
On my honor as a Scout, I have read this entire workbook, including the "Message to Scouts and Parents or Guardians" on page 4. I promise to be the leader of this project, and to do my best to carry it out for the maximum benefit to the religious institution, school, or community I have chose as beneficiary.	
Signed	Date

** Remember: Do not begin any work on your project, or raise any money, or obtain any materials, until your project has been approved.*

Unit Leader Approval*		**Unit Committee Approval***	
I have reviewed this proposal and discussed it with the candidate. I believe it provides impact worthy of an Eagle Scout service project, and will involve planning, development and leadership. I am comfortable the Scout understands what to do, and how to lead the effort. I will see that the project is monitored, and that adults or others present will not overshadow him.		This Eagle Scout candidate is a Life Scout, and registered in our unit. I have reviewed this proposal, I am comfortable the project is feasible, and I will do everything I can see that our unit measures up to the level of support we have agreed to provide (if any). I certify that I have been authorized by our unit committee to provide its approval for this proposal.	
Signed	Date	Signed	Date
Name (Printed)		Name (Printed)	

Beneficiary Approval*		**Council or District Approval**	
This service project will provide significant benefit, and we will do all we can to see it through. We realize funding on our part is not required, but we have informed the Scout of the financial support (if any) to which we have agreed. We understand any fund raising the Scout conducts will be in our name and that funds left over will come to us if we are allowed to accept them. We will provide receipts to donors as required.		I have read topics 9.0.2.0 through 9.0.2.15, regarding the Eagle Scout service project, in the *Guide to Advancement*, No. 33088. I agree on my honor to apply the procedures as written, and in compliance with the policy on "Unauthorized Changes to Advancement." Accordingly, I approve this proposal. I will encourage the candidate to prepare a project plan and share it with the designated project coach.	
Our Eagle Candidate has provided us a copy of "Navigating the Eagle Scout Service Project, Information for Project Beneficiaries." ***Yes*** _____ ***No*** _____			
Signed	Date	Signed	Date
Name (Printed)		Name (Printed)	

** While it makes sense to obtain approvals in the order they appear, there shall be no required sequence for the order of obtaining those approvals marked with an asterisk (*). Council or district approval, however, must come after the others.*

Staff Report

TO: City Council

FROM: Todd Parton, City Manager

DATE October 19, 2021

SUBJECT: **Resolution to Rescind Resolution No. 2021- 48 A Joint Resolution of the Cities of Banning, Beaumont and Calimesa and the Morongo Band of Mission Indians to Develop a Comprehensive Multi-Modal Strategic Plan for the Interstate Highway 10 Corridor**

Background and Analysis:

Resolution No. 2021-48 was drafted as a joint resolution that included the Cities of Banning, Beaumont and Calimesa as well as the Morongo Band of Mission Indians. The intent of the resolution was to develop and implement a comprehensive, multi-modal transportation strategic plan for the Interstate Highway 10 corridor. As described in the resolution, the plan was to include all modes of transportation including surface transportation, transit, and pedestrian connections. The resolution and outline for the strategic plan was developed over a period of more than a year through an inclusionary process that offered each of the mentioned entities to review and provide comment.

The joint resolution had been considered and approved by the City of Banning and the Morongo Band of Mission Indians. The City of Calimesa chose not to approve the resolution and suggested an alternative approach to the effort. A copy of Calimesa Mayor Bill Davis' letter, dated September 9, 2021, is attached to this report and outlines the alternative proposal.

Banning Mayor Colleen Wallace supports a different approach to developing a corridor plan. This approach will be to have Riverside County Supervisor Jeff Hewitt take the lead on developing a plan and have County staff prepare and submit grant applications. It is not anticipated that the planning effort will incorporate the previous strategic plan outline presented to each of the entities.

Beaumont Mayor Lara provided an email response to Mayor Davis upon receipt of the letter. A copy of that correspondence is attached to this report.

Fiscal Impact:

City staff estimates that it cost approximately $80 to prepare this report.

Recommended Action:

Waive the full reading and adopt by title only, “A Resolution of the City Council of the City of Beaumont, California Rescinding Resolution No. 2021-48.”

Attachments:

A. Calimesa Mayor Bill Davis Letter – Dated September 9, 2021
B. Mayor Mike Lara Email – Dated September 27, 2021
C. City of Beaumont Resolution No. 2021-48
D. Resolution Rescinding 2021-48

City of Calimesa
908 Park Avenue • Calimesa, California 92320
Phone (909) 795-9801 • Fax (909) 795-6187
http://www.cityofcalimesa.net

September 9, 2021

Mike Lara, Mayor
City of Beaumont
(Sent via email)

Mayor Lara,

I am writing regarding the City of Beaumont's desire to work regionally and cooperatively on a strategic plan to identify and prioritize transportation needs along the Interstate 10 (I-10) corridor, specifically the San Gorgonio Pass Region. At its meeting on September 7, 2021, the City of Calimesa City Council considered the following proposed Joint Resolution and related Attachment A as provided by the City of Beaumont:

> A Joint Resolution of the City Councils of the City of Banning, City of Beaumont, and the City of Calimesa, and the Morongo Band of Mission Indians to Expand and Diversify the San Gorgonio Pass Regional Transportation System to Mitigate Environmental Impacts and Support Regional Growth

Let me start by saying, the City of Calimesa understands that the San Gorgonio Pass, a major transportation corridor on I-10 connecting the Los Angeles area to the Coachella Valley and ultimately to many other portions of the continental United States, is of significant importance not only locally, but also regionally and nationally.

The City of Calimesa also realizes that in order to make a meaningful long-term impact on the transportation network in the San Gorgonio Pass, it will require significant planning, coordination and cooperation on the part of all stakeholders in the region, not to mention millions of dollars in funding. The City of Calimesa stands ready to work with all stakeholders in the region to improve the transportation network along the I-10 corridor.

Regarding the proposed Joint Resolution, the City of Calimesa offers the following comments:

- The City is in favor of working regionally on an I-10 Corridor Strategic Plan.
- The City will appoint a member to the Oversight Committee at its September 20, 2021, meeting.
- The scope of the Strategic Plan should be discussed and agreed upon by the Oversight Committee. The proposed Attachment A should not drive the process.
- The process should be collaborative wherein each entity should have an equal voice.

- The process should include an impartial "facilitator" (perhaps the County or another regional stakeholder) to ensure buy-in from all entities.
- Financial responsibilities of all entities (that are party to the Joint Resolution) must be agreed upon prior to proceeding with a formal study and, in the future, with implementation.

Lastly, although the City of Beaumont is recommending that one Resolution be adopted by all entities, Calimesa recommends that rather than a Joint Resolution, perhaps a Joint Memorandum of Understanding (MOU) be considered. The independent numbering by each entity of a Joint Resolution will likely cause confusion, as the Resolution numbering for each entity will most likely be unique to that entity.

In summary, the Calimesa City Council looks forward to working with all stakeholders to improve transportation along the I-10 Corridor in the San Gorgonio Pass.

Sincerely,

William Davis

William Davis, Mayor
City of Calimesa

cc: Todd Parton, Beaumont City Manager

Todd Parton

From: Todd Parton
Sent: Friday, October 1, 2021 11:06 AM
To: Bonnie Johnson - Calimesa
Cc: Mike Lara
Subject: IH-10 Corridor Strategic Plan - Response to Email of 9/27/2021

Good morning Bonnie,

Mayor Lara has drafted the response below to your email of 9/27/2021, and requests that it be forwarded to Mayor Davis.

Mayor Lara will follow up with Mayor Davis as is outlined below.

Thank you,

Todd Parton
City Manager
550 E. Sixth Street
Beaumont, Ca 92223
(951) 769-8520

BEAUMONT
—CALIFORNIA—

Dear Mayor Davis,

Thank you for your follow-up email regarding the IH-10 Corridor Strategic Plan oversight committee. Since the City of Banning and the Morongo Band of Mission Indians have already voted to approve the joint resolution, I must confirm with each partner to ensure they are in support of Calimesa's alternative proposal. I will also need to circle back to the Beaumont City Council for consideration of such substantive changes since we have also approved the joint resolution.

It is my opinion that, at this stage, a joint resolution is the appropriate vehicle to demonstrate our mutual commitment and establish the basis for an ongoing oversight committee. This is not intended as an ad-hoc body. We are trying to set the stage for a sustained, cooperative effort that will work to address immediate needs while setting the stage for the future. The greatest opportunity for success in the Pass, especially as competition for federal and state dollars is going to become increasingly competitive, is for as many of us as possible to commit to a long-term, cooperative strategy. I have no doubt that memorandums of understanding will be necessary once our committee identifies a specific project or program. As we have discussed in prior meetings, there

are grant programs for regional transportation planning efforts and the resolution w very important in our pursuit of those dollars.

I will follow up with you once I have confirmation from Beaumont City Council, the City of Banning, and the Morongo Band of Mission Indians. Should they not accept Calimesa's proposed changes I will invite the Calimesa City Council to reconsider.

Please do not hesitate to reach out and contact me if you wish to discuss this further.

Regards,

Mike Lara

Mike Lara
Mayor

City of Beaumont
550 E. 6th Street, Beaumont, Ca 92223
Cell (951) 692-1008
BeaumontCa.gov
Facebook | Twitter | Instagram | YouTube

BEAUMONT
CALIFORNIA

RESOLUTION NO. 2021-48

A JOINT RESOLUTION OF THE CITY COUNCILS OF THE CITY OF BANNING, CITY OF BEAUMONT, AND CITY OF CALIMESA, AND THE MORONGO BAND OF MISSION INDIANS TO EXPAND AND DIVERSIFY THE SAN GORGONIO PASS REGIONAL TRANSPORTATION SYSTEM TO MITIGATE ENVIRONMENTAL IMPACTS AND SUPPORT REGIONAL ECONOMIC GROWTH.

WHEREAS, the San Gorgonio Pass continues to be one of the State of California's fastest growing regions and safe transportation in the Pass is vital to achieving regional jobs and housing objectives; and

WHEREAS, the Interstate Highway 10 corridor is vital to the continued growth of the Interstate, state, regional, and local economies; and

WHEREAS, the Cities of Banning, Beaumont and Calimesa, and the Morongo Band of Mission Indians are committed to protecting public safety, promoting economic sustainability, and enhancing the quality of life throughout the San Gorgonio Pass through a coordinated effort to increase the capacity and efficiency of the transportation systems along the Interstate Highway 10 corridor; and

WHEREAS, the Cities of Banning, Beaumont and Calimesa, and the Morongo Band of Mission Indians recognize that a cooperative effort is required to secure support and funding from regional, state and federal agencies that will facilitate the infrastructure improvements necessary for safe and reliable transportation options for residents and visitors, while also supporting a robust economy and minimizing the negative impacts of growth; and

WHEREAS, the development of a comprehensive multi-modal strategic plan that identifies deficiencies and prioritizes key short-term, medium-term, and long-term projects to address regional transportation needs is crucial to successfully managing growth and maximizing regional resources to the benefit of all; and

WHEREAS, the Cities of Banning, Beaumont and Calimesa, and the Morongo Band of Mission Indians are committed to a sustained, mutually supportive effort to address transportation needs along the Interstate Highway 10 corridor and to interconnect the respective transportation systems of each entity;

NOW, THERFORE BE IT RESOLVED by the City of Banning, City of Beaumont, City of Calimesa, and the Morongo Band of Mission Indians as follows:

1. Each entity agrees to participate with the creation of an Interstate Highway 10 Corridor Strategic Plan as described in the outline titled *"Transforming the Pass: Interstate Highway Corridor Strategic Plan – 2022 to 2052"* and as provided in Attachment A.

2. Each entity agrees to support any grant applications to fund the work necessary for the preparation of an Interstate Highway 10 Corridor Strategic Plan document.

3. Each entity agrees to cooperate in the development of an Interstate Highway 10 Corridor Strategic Plan that has been prepared utilizing an inclusionary planning process that assures fair and equal input to all.

4. Each entity agrees to designate at least one member from its governing body to participate as an oversight committee member, to oversee the creation and adoption of an Interstate Highway 10 Corridor Strategic Plan.

Passed and adopted by the Cities of Banning, Beaumont and Calimesa, and the Morongo Band of Mission Indians as follows:

CITY OF BANNING

MOVED, PASSED AND ADOPTED this ____ day of _____ 2021.

AYES:

NOES:

ABSTAIN:

ABSENT:

By:_____,
Colleen Wallace, Mayor

ATTEST:

_____
Deputy City Clerk

CITY OF BEAUMONT

MOVED, PASSED AND ADOPTED this 17 day of August 2021.

AYES: Santos, Fenn, Martinez, White, Lara

NOES:

ABSTAIN:

ABSENT:

By: _____,
Mike Lara, Mayor

ATTEST:

_____
Nicole Wheelwright
Deputy City Clerk

CITY OF CALIMESA

MOVED, PASSED AND ADOPTED this ____ day of _____ 2021.

AYES:

NOES:

ABSTAIN:

ABSENT:

By:_____,
Bill Davis, Mayor

ATTEST:

_____
Deputy City Clerk

MORNGO BAND OF MISSION INDIANS

MOVED, PASSED AND ADOPTED this ____ day of _____ 2021.

AYES:

NOES:

ABSTAIN:

ABSENT:

By:_____,
Charles Martin, Chairman

ATTEST:

_____

ATTACHMENT A
Transforming the Pass
IH-10 Corridor Strategic Plan – 2022 to 2052

Vision:
To expand and diversify the transportation system via coordinated efforts through the San Gorgonio Pass to achieve following goals:

- Improve overall mobility;
- Accessibility & Equity to improve access to non-single occupancy vehicle modes, etc.;
- Safety;
- State of Good Repair;
- Sustainability;
- Support regional economic growth; and
- Enhance quality of life.

Purpose:
To develop a comprehensive multi-modal perspective strategic plan that identifies deficiencies and prioritizes short-term, medium-term, and long-term key projects to address transportation needs. The strategic plan will include an implementation component that contains a project schedule to indicate the preferred timing of projects, cost estimates, and sources of funding.

Said strategic plan is to be a formal document to be adopted by each of the stakeholder agencies and to be utilized as the basis for input on transportation-related matters to outside agencies such as the Western Riverside Council of Governments (WRCOG), Riverside County Transportation Commission (RCTC), Southern California Council of Governments (SCAG), California Department of Transportation (Caltrans), Metrolink, US Highway Department, etc.

Scope:

Geography
The strategic plan should consider transportation needs along the IH-10 corridor extending from the San Bernardino County line east to Cabazon. Stakeholder agencies to be included in the planning process and, ultimately, by the plan's implementation efforts are:

- Riverside County,
- City of Banning,
- City of Beaumont,
- City of Calimesa, and
- Morongo Band of Mission Indians.

Transportation Elements
The strategic plan should consider all modes of transportation – roadways, bikeways, pedestrian ways, commuter rail, commercial rail, transit, and air. This should also consider emerging technologies like autonomous vehicles and mobility on demand.

Analysis
In order to be an effective plan, it will be critical to start with a comprehensive existing conditions analysis and conclude with a needs analysis based on metrics that are fully agreed to by all stakeholders. Major components of the analysis should incorporate the following:

EXISTING CONDITIONS

- Existing Demographic Characteristics
- Existing Roadway Conditions:
    - Current Traffic Patterns,

- Condition of Existing Infrastructure:
  - Excellent,
  - Good,
  - Fair,
  - Poor,
  - Failed,
- Current Traffic Load:
  - Maximum Daily Traffic Counts,
  - Peak Traffic Demand Cycles,
- Current Levels of Development:
  - Fully Developed Areas,
  - Entitled Areas (Include Timing of Build Out),
- Current Capacity of Existing Infrastructure:
  - Level of Consumption – Maximum Daily Demand, and
  - Level of Consumption – Peak Demand Periods.
- Vehicle Miles Traveled (VMT)

- Existing Rail Conditions:
  - Current Rail Capacity (Commercial Only Since No Commuter Rail Services Exist),
  - Current Level of Rail Usage:
    - Amount of Existing Capacity Utilized,
    - Remaining Capacity Available,
    - Contracts for Rail Service within the Study Area,
  - Current Rail Rights-of-Way, Easements or other Entitlements, and
  - Condition of Existing Infrastructure:
    - Excellent,
    - Good,
    - Fair,
    - Poor,
    - Failed.
- Existing Bicycle System(s):
  - Identification of Existing Bicycle Trails/Routes,
  - Identification of Each Bicycle Trail/Route Segment by Type:
    - Class 1,
    - Class 2,
    - Class 3,
  - Condition of Each Bicycle Trail/Route Segment, and
  - Characteristics of Each Major Node/Area Served.
- Existing Pedestrian System(s):
  - Identification of Existing Pedestrian Systems,
  - Identification of Each Pedestrian System Segment:
    - Sidewalk:
      - Material,
      - Width,
      - Condition,
    - Trail:
      - Type,
      - Material,
      - Condition, and
    - Characteristics of Each Major Node/Area Served.
- Existing Transit System (COAs and SRTPs Should Provide the Bulk of this Data):
  - Existing Services Provided:
    - City of Banning,

        - City of Beaumont,
        - Riverside Transit Agency,
        - Sunlines,
        - Omni-Trans,
    - Existing Service Capacity,
    - Existing Level of Service Utilization, and
    - Characteristics of Each Major Node/Area Served.
- Air:
    - Existing Services Provided – City of Banning,
    - Existing Service Capacity, and
    - Existing Level of Service Utilization.
- Physical Constraints:
    - Topography,
    - Floodplains,
    - Environmentally Sensitive Areas,
    - Archeologically Sensitive Areas,
    - Seismic Hazard Zone,
    - Other?

FUTURE CONDITIONS

- Future Demographic Projections,
- Existing Areas of Buildout,
- Entitled Areas for Development:
    - Outline Each Project:
        - Type(s) of Land Uses,
        - Intensities/Densities of Land Uses,
        - Buildout Projections for Each Project,
- Documentation and Mapping of All General Plans:
    - Future Land Use Elements,
    - Transportation Elements,
    - Bicycle/Pedestrian Elements,
- Documentation and Mapping of All Zoning Maps for Each Agency within the Planning Area,
- Population and Housing Forecasts for Each Agency within the Planning Area, SCAG should have all this readily available
- Commercial and Industrial Development Forecasts for Each Agency within the Planning Area, and
- External Factors Influencing Development within Each Agency:
    - Legislative Mandates,
    - Other Agency Programs/Projects/Initiatives,
    - Emerging Technologies,
    - Other(s)?

PROJECT PRIORITIZATION

- Create Evaluation Framework and Scoring System
- Identify Areas of Greatest Existing Need (Short-Term) – Requires Immediate Attention:
    - Congestion/Capacity Consumption,
    - Physical Condition,
    - Other,
- Identify Areas to be Significantly Impacted in the Near Future (Medium-Term) – Requires Attention w/In 10 Years:
    - System Capacity Remaining,
    - Level of Buildout,

  - Level of Development Activity,
  - Other,
- Identify Areas of Long-Term Need – Requires Attention After 10 Years:
  - Projects Identified for 11 to 20-Year Horizon, and
  - Projects Identified for 21 to 30-Year Horizon.

PROJECT COST ESTIMATES AND SCHEDULE

- Establish Project Cost Estimates
  - Identify the source of funding
- Create Project Schedule based on the preferred timing and need of the project

IT WILL BE IMPERATIVE THAT THIS STRATEGIC PLAN BE EVALUATED AND UPDATED ON A REGULAR, SCHEDULED BASIS. THOUGHT SHOULD BE GIVEN TO ESTABLISHING AN OVERSITE COMMITTEE COMPRISED OF A REPRESENTATIVE OF EACH STAKEHOLDER.

RESOLUTION NO. 2021-__

A RESOLUTION OF THE CITY COUNCIL OF THE CITY OF BEAUMONT, CALIFORNIA, RESCINDING RESOLUTION NO. 2021-48

WHEREAS, a joint resolution of the cities of Banning, Beaumont and Calimesa, and the Morongo Band of Mission Indians was presented to develop a comprehensive multi-modal strategic plan for the Interstate Highway 10 corridor; and

WHEREAS, a resolution was adopted by the City Council of the City of Beaumont on August 17, 2021; and

WHEREAS, if the City Council of the City of Beaumont approves the rescission of Resolution 2021-48, such strategic plan shall be inactive.

NOW, THERFORE BE IT RESOLVED by the City of Beaumont City Council that Resolution 2018-48, approved on August 17, 2021, is hereby rescinded, and shall have no further force or effect.

MOVED, PASSED AND ADOPTED this 19th day of October 2021.

AYES:

NOES:

ABSTAIN:

ABSENT:

By:_____
Mike Lara, Mayor
City of Beaumont

ATTEST:

Nicole Wheelwright
Deputy City Clerk

By:_____

BEAUMONT
CALIFORNIA

Staff Report

TO: City Council

FROM: Jeff Hart, Director of Public Works

DATE October 19, 2021

SUBJECT: **Fiscal Year 2021-2022 Development Impact Mitigation Fee Program Adjustments Pursuant to Ordinances 1087, 1092, 1095 and Resolution 2017-23**

Background and Analysis:

On June 20, 2017, the City Council approved an amendment to the sewer capacity fee (Ordinance 1087 and Resolution 2017-23). On September 5, 2017, the City Council approved the establishment of the Local Transportation Facility Mitigation Fee Program (Ordinance 1092). On November 7, 2017, City Council approved the establishment of the 2017 Development Impact Mitigation Fee Program (Ordinance 1095).

The proposed development impact mitigation fee program appropriately apportions the costs of improvements needed to successfully mitigate the impact of new development on the local infrastructure, Beaumont parks, recreation, police, fire, and civic facilities. These facilities are critical in providing a high level of service and safety for the residents and people working within the City.

In order to fund projected costs of construction now, and into the future, the approved ordinances provide for annual adjustments to these development impact fees to keep pace with industry costs. These adjustments are to occur at the same rate that building and material costs change, either upward or downward. This rate of adjustment is calculated on the basis of changes to the appropriate cost index. This year, due to increased construction and material costs, the Building Cost Index (BCI) and the Construction Cost Index (CCI) have both increased. The sewer capacity fee ordinance adjustments are dependent on changes to the Consumer Price Index (CPI), which increased 6.5% over the past year.

The sewer capacity resolution contained a section which authorized an adjustment each fiscal year based on the CPI for the preceding calendar year provided, however, the amounts are adjusted on a pro-rata basis related to actual costs listed in the resolution.

Ordinances 1092 and 1095 contained a section which authorized automatic annual adjustments to each of the Development Impact Mitigation Fees (DIFs) by an amount equal to the cumulative percentage difference in the applicable BCI or CCI of the Engineering News Record Index published for the month nearest the effective date of the adjustment. The annual fee revisions shall be calculated by the city manager, or his or her designee and shall be included in a report to the City Council.

Upon completion of the review, a 8.07% increase in the CCI was identified for the following fees:

- Traffic signals,
- Railroad crossings,
- Local streets and bridges (not covered by the WRCOG TUMF program),
- Community parks, and
- Neighborhood parks.

Upon completion of the review, a 15.32% increase in the BCI was identified for the following fees:

- Recreation facilities,
- Fire stations,
- Police station, and
- Public facilities.

Lastly, upon completion of the review, a 6.5% increase in CPI was identified for the following fees:

- Sewer capacity

The details of the adjustments, including the current fee, fee adjustments and percent change are provided in the attached tables. (Attachment A and Attachment B)

Findings:

Government Code Section 66001 requires that an agency establishing, increasing or imposing impact fees, must make findings to:

1. Identify the purpose of the fee: To provide for the funding of adequate public facilities to serve additional development,

2. Identify the use of the fee: To fund facilities identified within the study,
3. Determine that there is a reasonable relationship between:
   a. The use of the fee and the development type on which it is imposed,
   b. The need for the facility and the type of development on which the fee is imposed, and
   c. The amount of the fee and the facility cost attributable to the development project. (Applies when fees are imposed on a specific project.)

Fiscal Impact:

The cost to prepare this staff report is estimated to be $750.

Recommended Action:

Receive and file.

Attachments:

A. Table 1 - Local Transportation Facility Mitigation Fee Adjustments
B. Table 2 - Development Impact Fee Adjustments
C. Table 3 - Historic Local Transportation Facility Mitigation Fee Adjustments
D. Table 4 – Historic Development Impact Fee Adjustments
E. Engineering News Record – Los Angeles, CA Cost Indices
F. Bureau of Labor Statistics - Consumer Price Index, July 2021 report

Attachment A ~ Local Transportation Facility Mitigation Fees ~ CCI						Table 1
Fee Title	**Dev. Unit** [1]	**2021 Fee Base**	**2022 Fee Base**	**Increase**	**% Increase**	**New Fee with 1% admin**
Traffic Signal						
TS - Single Family	DU	$270.18	$291.99	$21.80	8.07%	$294.91
TS - Multi Family	DU	$181.53	$196.18	$14.65	8.07%	$198.14
TS - Mobile Home	DU	$157.50	$170.21	$12.71	8.07%	$171.91
TS - Commercial	KSF	$333.68	$360.61	$26.93	8.07%	$364.22
TS - Industrial	KSF	$229.58	$248.11	$18.53	8.07%	$250.59
TS - Industrial - High Cube		$32.04	$34.62	$2.59	8.07%	$34.97
Railroad Crossing						
RR - Single Family	DU	$290.35	$313.79	$23.43	8.07%	$316.92
RR - Multi Family	DU	$195.08	$210.82	$15.74	8.07%	$212.93
RR - Mobile Home	DU	$169.26	$182.91	$13.66	8.07%	$184.74
RR - Commercial	KSF	$358.59	$387.53	$28.94	8.07%	$391.40
RR - Industrial	KSF	$246.71	$266.62	$19.91	8.07%	$269.29
RR - Industrial - High Cube	KSF	$34.42	$37.20	$2.78	8.07%	$37.57
Local Streets and Bridges						
LSB - Single Family	DU	$2,459.91	$2,658.43	$198.51	8.07%	$2,685.01
LSB - Multi Family	DU	$1,652.70	$1,786.08	$133.37	8.07%	$1,803.94
LSB - Mobile Home	DU	$1,433.96	$1,549.68	$115.72	8.07%	$1,565.17
LSB - Commercial	KSF	$3,038.06	$3,283.23	$245.17	8.07%	$3,316.06
LSB - Industrial	KSF	$2,090.18	$2,258.86	$168.68	8.07%	$2,281.44
LSB - Industrial - High Cube	KSF	$291.66	$315.19	$23.54	8.07%	$318.34

[1] DU = Dwelling Unit, KSF = 1,000 square feet

Attachment B ~ Citywide Fees							Table 2
Fee Title	**Dev. Unit** [1]	**2020 Fees Base**	**2021 Fee Base**	**2022 Fee Base**	**Change**	**% Change**	**2021 Fees with 1% Admin**
Community Park							
Community Park - Single Family	DU	$2,360.87	$2,349.82	$2,539.45	$189.63	8.07%	$2,564.84
Community Park - Multi Family	DU	$1,986.13	$1,976.83	$2,136.36	$159.53	8.07%	$2,157.72
Community Park - Mobile Home	DU	$2,195.98	$2,185.70	$2,362.08	$176.39	8.07%	$2,385.70
Neigborhood Park							
Neighborhood Park - Single Family	DU	$2,857.05	$2,843.67	$3,073.15	$229.48	8.07%	$3,103.89
Neighborhood Park - Multi Family	DU	$2,403.55	$2,392.29	$2,585.35	$193.06	8.07%	$2,611.21
Neighborhood Park - Mobile Home	DU	$2,657.51	$2,645.06	$2,858.52	$213.46	8.07%	$2,887.10
Recreation Facility							
Recreation Facility - Single Family	DU	$728.42	$717.89	$775.83	$57.93	8.07%	$783.58
Recreation Facility - Multi Family	DU	$612.80	$603.95	$652.69	$48.74	8.07%	$659.21
Recreation Facility - Mobile Home	DU	$677.55	$667.76	$721.65	$53.89	8.07%	$728.86
Fire Station							
Fire - Single Family	DU	$578.95	$570.59	$657.94	$87.36	15.31%	$664.52
Fire - Multi Family	DU	$185.27	$182.59	$210.55	$27.95	15.31%	$212.65
Fire - Mobile Home	DU	$277.90	$273.89	$315.82	$41.93	15.31%	$318.98
Fire - Commercial	KSF	$212.65	$209.58	$241.66	$32.09	15.31%	$244.08
Fire - Industrial	KSF	$177.22	$174.66	$201.40	$26.74	15.31%	$203.41
Fire - Industrial - High Cube	KSF	$132.91	$130.99	$151.04	$20.05	15.31%	$152.56
Police Station Signal							
Police - Single Family	DU	$499.90	$492.68	$568.11	$75.43	15.31%	$573.79
Police - Multi Family	DU	$420.55	$414.47	$477.93	$63.46	15.31%	$482.71
Police - Mobile Home	DU	$464.98	$458.26	$528.42	$70.16	15.31%	$533.71
Police - Commercial	KSF	$111.09	$109.49	$126.25	$16.76	15.31%	$127.51
Police - Industrial	KSF	$77.77	$76.64	$88.38	$11.73	15.31%	$89.26
Police - Industrial - High Cube	KSF	$44.43	$43.79	$50.49	$6.70	15.31%	$51.00
Public Facility							
Public - Single Family	DU	$426.19	$420.03	$484.33	$64.31	15.31%	$489.18
Public - Multi Family	DU	$358.54	$353.36	$407.46	$54.10	15.31%	$411.53
Public - Mobile Home	DU	$396.42	$390.69	$450.50	$59.81	15.31%	$455.01
Public - Commercial	KSF	$94.71	$93.34	$107.63	$14.29	15.31%	$108.71
Public - Industrial	KSF	$66.29	$65.33	$75.34	$10.00	15.31%	$76.09
Public - Industrial - High Cube	KSF	$37.88	$37.33	$43.05	$5.72	15.31%	$43.48
Sewer Capacity		$5,468.58	$5,561.55	N/A	$361.50	6.50%	$5,923.05

[1] DU = Dwelling Unit, KSF = 1,000 square feet

Attachment C ~ Historic Transportation Facility Mitigation Fees						Table 3
Fee Title	**Dev. Unit** [1]	**2018 Fee**	**2019 Fee**	**2020 Fee**	**2021 Fee**	**2022 Fee**
Traffic Signal						
TS - Single Family	DU	$270.71	$271.28	$271.46	$272.89	$294.91
TS - Multi Family	DU	$182.26	$182.65	$182.38	$183.34	$198.14
TS - Mobile Home	DU	$158.14	$158.47	$158.24	$159.07	$171.91
TS - Commercial	KSF	$335.04	$335.74	$335.25	$337.02	$364.22
TS - Industrial	KSF	$230.51	$231.00	$230.66	$231.88	$250.59
TS - Industrial - High Cube		$32.16	$32.24	$32.19	$32.36	$34.97
Railroad Crossing						
RR - Single Family	DU	$290.92	$291.53	$291.72	$293.26	$316.92
RR - Multi Family	DU	$195.86	$196.28	$196.00	$197.03	$212.93
RR - Mobile Home	DU	$169.94	$170.30	$170.05	$170.95	$184.74
RR - Commercial	KSF	$360.04	$360.80	$360.28	$362.18	$391.40
RR - Industrial	KSF	$247.71	$248.23	$247.87	$249.18	$269.29
RR - Industrial - High Cube	KSF	$34.56	$34.63	$34.58	$34.77	$37.57
Local Streets and Bridges						
LSB - Single Family	DU	$2,464.71	$2,469.89	$2,471.48	$2,484.51	$2,685.01
LSB - Multi Family	DU	$1,659.41	$1,662.90	$1,660.48	$1,669.23	$1,803.94
LSB - Mobile Home	DU	$1,439.78	$1,442.81	$1,440.70	$1,448.30	$1,565.17
LSB - Commercial	KSF	$3,050.38	$3,056.80	$3,052.35	$3,068.44	$3,316.06
LSB - Industrial	KSF	$2,098.66	$2,103.08	$2,100.01	$2,111.08	$2,281.44
LSB - Industrial - High Cube	KSF	$292.84	$293.46	$293.03	$294.57	$318.34

[1] DU = Dwelling Unit, KSF = 1,000 square feet

Attachment D ~ Historic City Wide Fees						Table 4
Fee Title	**Dev. Unit** [1]	**2018 Fee**	**2019 Fee**	**2020 Fee**	**2021 Fee**	**2022 Fees**
Community Park						
Community Park - Single Family	DU	$2,349.57	$2,359.35	$2,360.87	$2,373.32	$2,564.84
Community Park - Multi Family	DU	$1,976.62	$1,984.85	$1,986.13	$1,996.60	$2,157.72
Community Park - Mobile Home	DU	$2,185.46	$2,194.56	$2,195.98	$2,207.55	$2,385.70
Neigborhood Park						
Neighborhood Park - Single Family	DU	$2,843.37	$2,855.21	$2,857.05	$2,872.11	$3,103.89
Neighborhood Park - Multi Family	DU	$2,392.04	$2,402.00	$2,403.55	$2,416.22	$2,611.21
Neighborhood Park - Mobile Home	DU	$2,644.78	$2,655.79	$2,657.51	$2,671.51	$2,887.10
Recreation Facility						
Recreation Facility - Single Family	DU	$715.49	$721.16	$728.42	$725.07	$783.58
Recreation Facility - Multi Family	DU	$601.92	$606.70	$612.80	$609.99	$659.21
Recreation Facility - Mobile Home	DU	$665.52	$670.80	$677.55	$674.44	$728.86
Fire Station						
Fire - Single Family	DU	$568.68	$573.19	$578.95	$576.29	$664.52
Fire - Multi Family	DU	$181.98	$183.42	$185.27	$184.42	$212.65
Fire - Mobile Home	DU	$272.97	$275.14	$277.90	$276.63	$318.98
Fire - Commercial	KSF	$208.87	$210.53	$212.65	$211.67	$244.08
Fire - Industrial	KSF	$174.07	$175.45	$177.22	$176.40	$203.41
Fire - Industrial - High Cube	KSF	$130.55	$131.59	$132.91	$132.30	$152.56
Police Station Signal						
Police - Single Family	DU	$491.03	$494.92	$499.90	$497.60	$573.79
Police - Multi Family	DU	$413.09	$416.36	$420.55	$418.62	$482.71
Police - Mobile Home	DU	$452.21	$460.35	$464.98	$462.85	$533.71
Police - Commercial	KSF	$109.12	$109.99	$111.09	$110.58	$127.51
Police - Industrial	KSF	$76.38	$76.99	$77.77	$77.41	$89.26
Police - Industrial - High Cube	KSF	$43.64	$43.99	$44.43	$44.23	$51.00
Public Facility						
Public - Single Family	DU	$418.62	$421.94	$426.19	$424.23	$489.18
Public - Multi Family	DU	$352.17	$354.97	$358.54	$356.89	$411.53
Public - Mobile Home	DU	$389.38	$392.47	$396.42	$394.60	$455.01
Public - Commercial	KSF	$93.03	$93.77	$94.71	$94.28	$108.71
Public - Industrial	KSF	$65.11	$65.63	$66.29	$65.99	$76.09
Public - Industrial - High Cube	KSF	$37.20	$37.50	$37.88	$37.71	$43.48
Sewer Capacity		$5,125.00	$5,330.00	$5,468.58	$5,561.55	$5,923.05

[1] DU = Dwelling Unit, KSF = 1,000 square feet

ATTACHMENT E

This website requires certain cookies to work and uses other cookies to help you have the best experience. By visiting this website, certain cookies have already been set, which you may delete and block. By closing this message or continuing to use our site, you agree to the use of cookies. Visit our updated privacy and cookie policy to learn more.

ENR
Engineering News-Record

City Cost Index - Los Angeles - As of October 2021

Like 0 Tweet Share Share 76

The building and construction cost indexes for ENR's individual cities use the same components and weighting as those for the 20-city national indexes. The city indexes use local prices for portland cement and 2 X 4 lumber and the national average price for structural steel. The city's BCI uses local union wages, plus fringes, for carpenters, bricklayers and iron workers. The city's CCI uses the same union wages for laborers.

To find more recent cost index data, go to this webpage (link below) and click on the link for the year you need, and then navigate to the week you need. Keep in mind that the city cost index figures are always published in the second weekly issue of the month.

http://www.enr.com/economics/current_costs

Go back to view all City Indexes.

ENR COST INDEXES IN LOS ANGELES (1978-2021)

YEAR	MONTH	BCI	%CHG	CCI	%CHG
2021	October	7001.54	+10.0%	12704.21	+5.3%
2021	September	7509.80	+18.1	13212.48	+9.5
2021	August	7701.02	+21.3	13403.65	+11.2
2021	July	7314.89	+11.3	13017.52	+5.2
2021	June	7326.41	+15.3	13029.04	+8.1

YEAR	MONTH	BCI	%CHG	CCI	%CHG
2021	May	7292.66	+14.1	12995.29	+7.8
2021	April	6436.93	+0.8	12139.56	+0.7
2021	March	6416.68	+0.6	12119.31	+0.6
2021	Feb	6388.59	+0.2	12091.22	+0.4
2021	Jan	6376.34	–1.6	12078.97	–0.5
2020	Dec	6365.59	0.0	12068.22	+0.3
2020	Nov	6368.59	0.1%	12071.22	0.4%
2020	Oct	6364.84	+0.1	12067.47	+0.3
2020	Sept	6359.71	+0.1	12062.34	+0.3
2020	Aug	6349.32	–0.3	12051.94	+0.1
2020	July	6353.82	–1.4	12056.44	–0.5
2020	June	6353.05	–1.5	12055.68	–0.5
2020	May	6389.86	–1.2	12056.03	–0.6
2020	April	6387.36	–0.7	12053.53	–0.4
2020	March	6377.01	+1.6	12043.18	+0.8
2020	Feb	6376.73	+0.2	12042.90	+0.1
2020	Jan	6478.32	+2.1	12144.49	+1.1
2019	Dec	6368.01	+0.3	12034.19	+0.2
2019	Nov	6359.40	+0.3	12025.57	+0.2
2019	Oct	6360.90	+0.3	12027.07	+0.1
2019	Sept	6355.27	+0.3	12021.45	+0.2
2019	Aug	6371.00	+0.6	12037.18	+0.3
2019	July	6446.97	+2.0	12113.16	+1.1
2019	June	6447.02	+2.8	12113.16	+1.4
2019	May	6464.47	+3.1	12130.66	+1.6

YEAR	MONTH	BCI	%CHG	CCI	%CHG
2019	April	6453.22	+2.9	12119.41	+1.5
2019	Mar	6277.68	+0.1	11943.60	+0.1
2019	Feb	6361.93	+1.5	12027.85	+0.8
2019	Jan	6345.43	+1.2	12011.35	+0.6
2018	Dec	6345.93	+1.2	12011.85	+0.6
2018	Nov	6340.43	+1.1	12006.35	+0.6
2018	Oct	6343.43	+1.2	12009.59	+0.6
2018	Sept	6336.58	+0.7	12002.50	+0.4
2018	Aug	6334.33	+0.6	12000.25	+0.3
2018	July	6319.58	+2.7	11985.50	+3.0
2018	June	6274.33	+2.1	11940.25	+2.6
2018	May	6269.90	+2.0	11935.82	+2.6
2018	Apr	6269.90	+1.9	11935.82	+2.5
2018	Mar	6269.90	+3.4	11935.82	+3.3
2018	Feb	6269.90	+3.4	11935.82	+3.3
2018	Jan	6269.90	+3.4	11935.82	+3.3
2017	Dec	6269.90	+3.4	11935.82	+3.3
2017	Nov	6269.90	+3.8	11935.82	+3.6
2017	Oct	6269.90	+3.9	11935.82	+3.6
2017	Sept	6294.40	+6.9	11960.32	+7.0
2017	Aug	6296.40	+7.4	11962.32	+7.2
2017	Jul	6151.01	+4.9	11636.49	–0.0
2017	Jun	6147.89	+5.0	11636.49	+4.4
2017	May	6147.89	+4.9	11636.49	+4.4
2017	Apr	6153.85	+4.9	11642.47	+4.3

YEAR	MONTH	BCI	%CHG	CCI	%CHG
2017	Mar	6066.40	+3.4	11555.03	+3.6
2017	Feb	6066.40	+3.6	11555.03	+3.7
2017	Jan	6066.40	+4.2	11555.03	+4.0
2016	Dec	6066.40	+4.1	11555.03	+3.9
2016	Nov	6038.41	+3.7	11527.02	+3.7
2016	Oct	6037.41	+3.6	11526.02	+3.6
2016	Sep	5886.63	+1.0	11178.02	+0.5
2016	Aug	5863.14	+2.50	11154.53	+1.60
2016	Jul	5863.64	+2.60	11155.03	+1.60
2016	Jun	5856.89	+2.40	11148.28	+1.50
2016	May	5858.89	+2.20	11150.28	+1.40
2016	Apr	5867.64	+02.40	11159.03	+1.50
2016	Mar	5866.39	+2.30	11157.78	+1.50
2016	Feb	5855.40	+2.00	11146.70	+1.30
2016	Jan	5823.91	+1.50	11115.28	+1.10
2015	Dec	5825.91	+2.10	11117.28	+3.40
2015	Nov	5826.71	+2.00	11116.01	+3.30
2015	Oct	5838.19	+2.50	11628.27	+8.20
2015	Sep	5831.47	+2.50	11120.77	+3.60
2015	Aug	5718.09	+0.50	10981.02	+2.30
2015	Jul	5718.09	0.00	10981.02	0.00
2015	Jun	5718.09	–0.25	10981.02	–0.13
2015	May	5732.34	0.00	10995.27	0.00
2015	Apr	5725.59	+0.7	10988.52	+2.4
2015	Mar	5732.34	+0.9	10995.27	+2.5

YEAR	MONTH	BCI	%CHG	CCI	%CHG
2015	Feb	5740.6	3.1	11003.54	2.5
2015	Jan	5736.07	3	10999	2.5
2014	Dec	5698.75	2.3	10747.68	0.1
2014	Nov	5710.55	2.1	10759.68	4.3
2014	Oct	5698.75	2.1	10747.68	4.3
2014	Sep	5689.25	2.4	10738.18	4.2
2014	Aug	5688.50	2.4	10737.43	4.2
2014	Jul	5688.50	2.3	10737.43	4.2
2014	Jun	5690.50	2.4	10739.43	4.2
2014	May	5686.75	2.5	10735.68	4.2
2014	Apr	5685.75	2.6	10734.68	4.3
2014	Mar	5682.75	2.7	10731.68	4.4
2014	Feb	5565.83	0.5	10734.43	4.4
2014	Jan	5567.58	0.7	10736.18	4.5
2013	Dec	5570.08	0.9	10738.68	4.6
2013	Nov	5572.33	0.7	10740.93	4.5
2013	Oct	5580.33	0.8	11320.93	10.1
2013	Sep	5557.48	0.5	10305.43	0.3
2013	Aug	5556.23	0.4	10304.18	0.2
2013	Jul	5558.98	1.8	10306.93	0.1
2013	Jun	5556.73	1.7	10304.68	0.1
2013	May	5550.98	1.6	10298.93	0.0
2013	Apr	5541.23	1.7	10289.18	0.0
2013	Mar	5535.98	1.6	10283.93	0.0
2013	Feb	5536.98	2.3	10284.93	1.9

YEAR	MONTH	BCI	%CHG	CCI	%CHG
2013	Jan	5528.73	2.1	10276.68	1.8
2012	Dec	5522.98	2.1	10270.93	1.8
2012	Nov	5534.23	2.3	10282.18	1.9
2012	Oct	5535.23	2.4	10283.18	2.0
2012	Sep	5532.23	2.5	10280.18	2.0
2012	Aug	5532.60	2.5	10280.55	2.0
2012	Jul	5461.22	1.4	10295.55	2.3
2012	Jun	5465.22	1.7	10299.55	2.5
2012	May	5465.72	1.8	10300.05	2.5
2012	May	5465.72	1.8	10300.05	2.5
2012	Apr	5450.97	1.6	10285.30	2.4
2012	Mar	5449.22	1.7	10283.55	2.5
2012	Feb	5414.62	1.1	10091.80	0.6
2012	Feb	5414.62	1.1	10091.80	0.6
2012	Jan	5414.62	1.7	10091.80	0.9
2011	Dec	5411.62	1.6	10088.80	0.8
2011	Nov	5411.12	1.5	10088.30	0.8
2011	Oct	5406.12	1.6	10083.30	0.8
2011	Sep	5399.62	4.2	10076.80	1.3
2011	Aug	5398.37	3.8	10075.55	1.1
2011	Jul	5385.62	3.5	10062.80	0.9
2011	Jun	5374.12	3.5	10051.30	0.9
2011	May	5368.37	3.7	10045.55	1.0
2011	Apr	5367.37	5.9	10044.55	2.8
2011	Mar	5357.87	5.8	10035.05	2.8

YEAR	MONTH	BCI	%CHG	CCI	%CHG
2011	Feb	5354.87	5.8	10032.05	2.8
2011	Jan	5323.12	5.2	10000.3	2.4
2010	Dec	5327.12	5.3	10004.3	2.5
2010	Nov	5330.37	5.4	10007.55	2.5
2010	Oct	5321.87	5.2	9999.05	2.4
2010	Sep	5181.45	2.4	9948.55	1.9
2010	Aug	5202.09	2.8	9969.19	2.1
2010	Jul	5201.59	2.8	9968.69	2.1
2010	Jun	5195.09	2.4	9962.19	1.9
2010	May	5178.34	1.8	9945.44	1.6
2010	Apr	5068.58	-0.5	9771.69	-0.3
2010	Mar	5066.58	-0.6	9769.69	-0.3
2010	Feb	5060.58	-0.7	9763.69	-0.3
2010	Jan	5058.83	-1	9761.94	-0.5
2009	Dec	5060.58	-1.2	9763.69	-0.6
2009	Nov	5057.83	-2.2	9760.94	-1.2
2009	Oct	5057.58	-2.6	9760.69	-1.4
2009	Sep	5062.33	0.9	9765.44	4
2009	Aug	5063.08	2	9766.19	4.5
2009	Jul	5061.33	2.1	9764.44	4.6
2009	Jun	5074.08	3.8	9777.19	5.5
2009	May	5086.83	5	9789.94	6.1
2009	Apr	5094.33	5.6	9797.44	6.4
2009	Mar	5096.08	5.7	9799.19	6.5
2009	Feb	5093.58	6	9796.69	6.7

YEAR	MONTH	BCI	%CHG	CCI	%CHG
2009	Jan	5107.83	6.3	9810.94	6.8
2008	Dec	5120.08	6.6	9823.19	7
2008	Nov	5173.08	7.8	9876.19	7.6
2008	Oct	5191.83	8.4	9894.94	7.4
2008	Sep	5014.96	4.7	9394.19	1.9
2008	Aug	4963.21	5.3	9342.44	5.4
2008	Jul	4956.46	5.2	9335.69	5.4
2008	Jun	4886.71	3.9	9265.94	4.6
2008	May	4844.71	2.3	9223.94	3.8
2008	Apr	4825.46	2.1	9204.69	3.7
2008	Mar	4820.46	2.1	9199.69	3.7
2008	Feb	4804.19	1.8	9183.42	3.5
2008	Jan	4804.19	1.8	9183.42	3.5
2007	Dec	4802.44	1.6	9181.67	3.4
2007	Nov	4799.94	1.2	9179.17	3.2
2007	Oct	4789.42	1.5	9216.07	3.9
2007	Sep	4788.42	8.3	9215.07	7.5
2007	Aug	4712.65	6.8	8863.27	3.5
2007	Jul	4710.65	6.8	8861.27	3.5
2007	Jun	4704.15	7	8854.77	3.6
2007	May	4738.2	7.6	8888.82	3.9
2007	Apr	4724.2	7.3	8874.82	3.7
2007	Mar	4722.47	7.3	8873.09	3.8
2007	Feb	4719.97	7.1	8870.59	3.6
2007	Jan	4720.47	6.7	8871.09	3.5

YEAR	MONTH	BCI	%CHG	CCI	%CHG
2006	Dec	4728.35	7.1	8878.97	3.6
2006	Nov	4742.45	8	8893.07	4.1
2006	Oct	4717.7	8.3	8868.32	4.3
2006	Sep	4421.91	2	8572.47	1
2006	Aug	4419.66	4.1	8570.22	3.5
2006	Jul	4412.66	3.7	8563.22	3.3
2006	Jun	4396.16	3.1	8546.72	3
2006	May	4402.99	4	8553.55	3.5
2006	Apr	4404.74	4.1	8555.3	3.5
2006	Mar	4401.74	4.8	8552.3	3.9
2006	Feb	4407.74	4.9	8558.3	3.9
2006	Jan	4422.86	6.4	8573.42	4.6
2005	Dec	4416.86	6.3	8567.42	4.6
2005	Nov	4389.61	5.9	8540.17	4.4
2005	Oct	4355.29	5.4	8505.85	4.1
2005	Sep	4334.64	4.9	8485.2	3.9
2005	Aug	4244.74	4.5	8277.95	5.4
2005	Jul	4256.74	5.1	8289.95	5.7
2005	Jun	4266.07	5.3	8299.28	5.8
2005	May	4233.98	5.6	8267.19	5.9
2005	Apr	4233.42	6.3	8266.63	6.3
2005	Mar	4200.5	6.6	8233.71	6.5
2005	Feb	4202.5	7.9	8235.71	7.1
2005	Jan	4156.27	8.1	8193.21	8.8
2004	Dec	4155.2	8	8192.14	8.8

YEAR	MONTH	BCI	%CHG	CCI	%CHG
2003	Dec	3847.3	1.6	7531.77	1.7
2002	Dec	3787.76	2.5	7402.75	2.4
2001	Dec	3694.24	0.4	7226.92	2.3
2000	Dec	3680.26	2.5	7068.04	3.6
1999	Dec	3591.01	-0.7	6825.97	-0.4
1998	Dec	3617	1.6	6851.95	2.8
1997	Dec	3560.53	3.9	6663.55	1.6
1996	Dec	3426.7	0	6558.44	0.5
1995	Dec	3427.26	0.2	6526.22	-0.1
1994	Dec	3420.42	2.6	6532.95	0.9
1993	Dec	3334.43	4.2	6477.84	2
1992	Dec	3198.66	3.3	6348.55	4.2
1991	Dec	3097.83	2.6	6090.12	1.6
1990	Dec	3020.51	5.8	5994.55	3.5
1989	Dec	2855.26	0.1	5789.77	0.3
1988	Dec	2851.67	1.2	5770.84	5.4
1987	Dec	2816.48	1.9	5474.14	0.4
1986	Dec	2762.63	3.7	5452.2	0.1
1985	Dec	2664.58	-2.3	5446.69	3.6
1984	Dec	2726.44	5.4	5259.93	3.9
1983	Dec	2586.58	1.8	5063.89	2.6
1982	Dec	2540.67	5.6	4934.14	8.9
1981	Dec	2405.22	5.9	4530.96	10.4
1980	Dec	2272.26	10	4102.37	12.7
1979	Dec	2065.79	4.9	3638.81	6.4

YEAR	MONTH	BCI	%CHG	CCI	%CHG
1978	Dec	1969.77	8.9	3421.25	8.2

The latest news and information

#1 Source for Construction News, Data, Rankings, Analysis, and Commentary

JOIN ENR UNLIMITED

Copyright ©2021. All Rights Reserved BNP Media.

Design, CMS, Hosting & Web Development :: ePublishing

NEWS RELEASE
BUREAU OF LABOR STATISTICS
U. S. DEPARTMENT OF LABOR

For Release: Wednesday, August 11, 2021 21-1484-SAN

WESTERN INFORMATION OFFICE: San Francisco, Calif.
Technical information: (415) 625-2270 BLSinfoSF@bls.gov www.bls.gov/regions/west
Media contact: (415) 625-2270

Consumer Price Index, Riverside Area – July 2021

Area prices were up 1.3 percent over the past two months, up 6.5 percent from a year ago

Prices in the Riverside area, as measured by the Consumer Price Index for All Urban Consumers (CPI-U), advanced 1.3 percent for the two months ending in July 2021, the U.S. Bureau of Labor Statistics reported today. Regional Commissioner Chris Rosenlund noted that the July increase was influenced by higher prices for shelter and new and used motor vehicles. (Data in this report are not seasonally adjusted. Accordingly, bi-monthly changes may reflect seasonal influences.)

Over the last 12 months, the CPI-U rose 6.5 percent. Food prices increased 3.9 percent. Energy prices jumped 26.9 percent, largely the result of an increase in the price of gasoline. The index for all items less food and energy increased 4.9 percent over the year. (See table 1.)

Food

Food prices rose 1.6 percent for the two months ending in July. (See table 1.) Prices for food at home increased 2.4 percent led by higher prices for meats, poultry, fish, and eggs (6.9 percent). Prices for food away from home increased 0.6 percent for the same period.

Over the year, food prices increased 3.9 percent. Food at home prices, up 4.5 percent, increased in all sub-categories, led by meats, poultry, fish, and eggs (9.7 percent). Since a year ago, prices for food away from home increased 3.2 percent.

Energy

The energy index rose 1.5 percent for the two months ending in July. The increase was mainly due to higher prices for gasoline (4.4 percent). Prices for natural gas service rose 4.3 percent, but prices for electricity decreased 4.6 percent for the same period.

Energy prices jumped 26.9 percent over the year, largely due to higher prices for gasoline (37.5 percent). Prices paid for natural gas service jumped 14.2 percent, and prices for electricity rose 13.6 percent during the past year.

All items less food and energy

The index for all items less food and energy increased 1.2 percent in the latest two-month period. Higher prices for new and used motor vehicles (5.4 percent), education and communication (1.9 percent), and shelter (1.1 percent) were partially offset by lower prices for apparel (-2.5 percent) and recreation (-1.2 percent).

Over the year, the index for all items less food and energy increased 4.9 percent. Components contributing to the increase included new and used motor vehicles (17.1 percent), household furnishings and operations (6.1 percent), and shelter (3.3 percent). Partly offsetting the increases was a price decrease in alcoholic beverages (-0.6 percent).

The September 2021 Consumer Price Index for the Riverside area is scheduled to be released on October 13, 2021.

Coronavirus (COVID-19) Pandemic Impact on July 2021 Consumer Price Index Data

Data collection by personal visit for the Consumer Price Index (CPI) program has been suspended since March 16, 2020. When possible, data normally collected by personal visit were collected either online or by phone. Additionally, data collection in July was affected by the temporary closing or limited operations of certain types of establishments. These factors resulted in an increase in the number of prices considered temporarily unavailable and imputed.

While the CPI program attempted to collect as much data as possible, many indexes are based on smaller amounts of collected prices than usual, and a small number of indexes that are normally published were not published this month. Additional information is available at https://www.bls.gov/covid19/effects-of-covid-19-pandemic-on-consumer-price-index.htm.

Technical Note

The Consumer Price Index (CPI) is a measures of the average change in prices over time in a fixed market basket of goods and services. The Bureau of Labor Statistics publishes CPIs for two population groups: (1) a CPI for All Urban Consumers (CPI-U) which covers approximately 93 percent of the total U.S. population and (2) a CPI for Urban Wage Earners and Clerical Workers (CPI-W) which covers approximately 29 percent of the total U.S. population. The CPI-U includes, in addition to wage earners and clerical workers, groups such as professional, managerial, and technical workers, the self-employed, short-term workers, the unemployed, and retirees and others not in the labor force.

The CPI is based on prices of food, clothing, shelter, and fuels, transportation fares, charges for doctors' and dentists' services, drugs, and the other goods and services that people buy for day-to-day living. Each month, prices are collected in 75 urban areas across the country from about 6,000 housing units and approximately 22,000 retail establishments—department stores, supermarkets, hospitals, filling stations, and other types of stores and service establishments. All taxes directly associated with the purchase and use of items are included in the index.

The index measures price changes from a designated reference date; for most of the CPI-U the reference base is 1982-84 equals 100. An increase of 7 percent from the reference base, for example, is shown as 107.000. Alternatively, that relationship can also be expressed as the price of a base period market basket of goods and services rising from $100 to $107. For further details see the CPI home page on the Internet at www.bls.gov/cpi and the CPI section of the BLS Handbook of Methods available on the internet at www.bls.gov/opub/hom/cpi/.

In calculating the index, price changes for the various items in each location are averaged together with weights that represent their importance in the spending of the appropriate population group. Local data are then combined to obtain a U.S. city average. Because the sample size of a local area is smaller, the local area index is subject to substantially more sampling and other measurement error than the national index. In addition, local indexes are not adjusted for seasonal influences. As a result, local area indexes show greater volatility than the national index, although their long-term trends are quite similar. **NOTE: Area indexes do not measure differences in the level of prices between cities; they only measure the average change in prices for each area since the base period.**

The Riverside-San Bernardino-Ontario, CA metropolitan area includes Riverside and San Bernardino Counties in California.

Information in this release will be made available to sensory impaired individuals upon request. Voice phone: (202) 691-5200; Federal Relay Service: (800) 877-8339.

Table 1. Consumer Price Index for All Urban Consumers (CPI-U): Indexes and percent changes for selecte periods Riverside-San Bernardino-Ontario (December 2017=100 unless otherwise noted)

Item 12.

Item and Group	Indexes			Percent change from-		
	May 2021	Jun. 2021	Jul. 2021	Jul. 2020	May 2021	Jun. 2021
Expenditure category						
All items	113.222	-	114.682	6.5	1.3	-
Food and beverages	113.154	-	114.876	3.7	1.5	-
Food	113.570	-	115.351	3.9	1.6	-
Food at home	111.509	112.960	114.183	4.5	2.4	1.1
Cereals and bakery products	115.684	-	119.875	3.2	3.6	-
Meats, poultry, fish, and eggs	110.865	-	118.483	9.7	6.9	-
Dairy and related products	106.629	-	108.333	4.7	1.6	-
Fruits and vegetables	114.267	-	114.204	2.6	-0.1	-
Nonalcoholic beverages and beverage materials	114.824	-	115.090	2.7	0.2	-
Other food at home	108.560	-	109.189	2.5	0.6	-
Food away from home	115.439	-	116.163	3.2	0.6	-
Alcoholic beverages	105.978	-	106.547	-0.6	0.5	-
Housing	114.461	-	115.204	4.3	0.6	-
Shelter	113.012	113.486	114.225	3.3	1.1	0.7
Rent of primary residence	113.060	113.805	114.534	2.9	1.3	0.6
Owners' equiv. rent of residences	113.188	113.564	114.070	3.0	0.8	0.4
Owners' equiv. rent of primary residence	113.188	113.564	114.070	3.0	0.8	0.4
Fuels and utilities	128.823	-	126.873	10.1	-1.5	-
Household energy	133.081	128.828	129.340	13.3	-2.8	0.4
Energy services	133.906	129.703	130.160	13.8	-2.8	0.4
Electricity	131.498	125.525	125.387	13.6	-4.6	-0.1
Utility (piped) gas service	142.813	146.051	148.992	14.2	4.3	2.0
Household furnishings and operations	109.231	-	109.019	6.1	-0.2	-
Apparel	101.717	-	99.178	7.0	-2.5	-
Transportation	118.258	-	123.234	22.4	4.2	-
Private transportation	119.617	-	125.090	22.5	4.6	-
New and used motor vehicles	108.655	-	114.513	17.1	5.4	-
New vehicles	106.155	-	109.450	5.8	3.1	-
Used cars and trucks	130.118	-	144.266	40.6	10.9	-
Motor fuel	133.260	136.435	139.197	37.4	4.5	2.0
Gasoline (all types)	133.638	136.783	139.544	37.5	4.4	2.0
Gasoline, unleaded regular(1)	134.094	137.270	140.051	38.2	4.4	2.0
Gasoline, unleaded midgrade(1)	134.324	137.400	140.177	36.6	4.4	2.0
Gasoline, unleaded premium(1)	131.076	134.098	136.760	34.4	4.3	2.0
Motor vehicle insurance	124.119	-	124.119	6.7	0.0	-
Medical care	111.334	-	111.171	0.7	-0.1	-
Recreation	105.388	-	104.158	0.9	-1.2	-
Education and communication	107.417	-	109.439	2.6	1.9	-
Tuition, other school fees, and child care	118.539	-	119.305	0.7	0.6	-
Other goods and services	111.350	-	114.563	6.3	2.9	-
Commodity and service group						
All items	113.222	-	114.682	6.5	1.3	-
Commodities	112.504	-	115.009	9.9	2.2	-
Commodities less food & beverages	112.081	-	115.045	13.9	2.6	-
Nondurables less food & beverages	113.273	-	115.722	17.5	2.2	-
Durables	110.250	-	113.748	10.2	3.2	-
Services	113.743	-	114.594	4.7	0.7	-
Special aggregate indexes						

Note: See footnotes at end of table.

Table 1. Consumer Price Index for All Urban Consumers (CPI-U): Indexes and percent changes for selecte periods Riverside-San Bernardino-Ontario (December 2017=100 unless otherwise noted) - Continued

Item and Group	Indexes			Percent change from-		
	May 2021	Jun. 2021	Jul. 2021	Jul. 2020	May 2021	Jun. 2021
All items less medical care	113.353	-	114.925	7.0	1.4	-
All items less shelter	113.441	-	115.048	8.5	1.4	-
Commodities less food	111.869	-	114.765	13.5	2.6	-
Nondurables	113.210	-	115.272	9.8	1.8	-
Nondurables less food	112.844	-	115.192	16.5	2.1	-
Services less rent of shelter	114.718	-	115.055	6.5	0.3	-
Services less medical care services	113.663	-	114.599	5.0	0.8	-
Energy	133.851	133.991	135.842	26.9	1.5	1.4
All items less energy	111.402	-	112.816	4.8	1.3	-
All items less food and energy	111.085	-	112.440	4.9	1.2	-

Footnotes
(1) Special index based on a substantially smaller sample.
- Data not available
NOTE: Index applies to a month as a whole, not to any specific date.

Staff Report

TO: City Council

FROM: Thaxton Van Belle, General Manager of Utilities

DATE October 19, 2021

SUBJECT: **City Council Approval of Change Order No. 21 for the Wastewater Treatment Plant Upgrade/Expansion in the Amount Not to Exceed $213,164.76 for Plant Improvements**

Background and Analysis:

Wastewater Treatment Plant Change Order No. 21:

Item No. 1 – BCVWD Requested Changes to Potable Water Connection:

The original design for the new potable water connection to the Beaumont Waste Water Treatment Plan (WWTP) included an eight-inch hot-tap and an eight-inch fire line to two new fire hydrants onsite. The existing potable water connection was intended to be utilized for potable water service. It was decided during construction that a new potable water service would provide better service, additional flow, and increased pressure to the WWTP. The design was changed to include a new two-inch domestic flow meter in addition to the proposed eight-inch fire service. The new design required additional backflow preventers on both the eight-inch and two-inch pipelines, two-inch flow meter, and two additional eight-inch mainline valves on the connection. The actual connection to Beaumont Cherry Valley Water District's (BCVWD) mainline was performed by BCVWD. The credit from the contractor for the actual connection is factored into this change order, thus reducing the additional cost. The cost for this work is $15,597.01.

Item No. 2 – Plant Effluent Analyzers and Sampler Addition:

The original design called for the re-use of the existing effluent turbidimeter analyzer, sampler and sample pump to monitor final plant effluent. It was determined by WWTP staff that the old analyzer, sampler and pump should be replaced rather than relying on older equipment. The new equipment and installation was specified for the contractor to install. The cost for this work is $48,501.92.

Item No. 3 – Yard Piping – Three-inch Non-Potable Waterline and Valves:

The non-potable waterline leading to the fine screens necessitate the need to be looped to ensure continuous water supply and increased pressure to improve cleaning of the screens. Approximately 100 linear feet of three-inch piping and valves were installed. The new UV system requires a hose bibb to be installed for cleaning purposes. Approximately 80 linear feet of two-inch piping and valves were installed and additional yard valves were installed to allow the WWTP staff to better isolate portions of the non-potable water system. The cost for this work is $17,500.62.

Item No. 4 – Fine Screens Cleaning Pressure Washer:

Due to higher than anticipated loading on the fine screens from what appears to be fibrous materials now being experienced in the influent sewage, the screens have become fouled on a few occasions and created overflow conditions. Several remedies have been implemented including better mixing and controls in the influent pump station and diversion ability to the EQ basin. One additional remedy is an enhanced high pressure cleaning system. This improvement was previously approved by City Council on an emergency basis. The cost for this work is $82,276.27.

Item No.5 – MBR RAS Pump Seal Water Backup System:

The seals on the MBR RAS pumps are lubricated via the non-potable water system. This system works adequately, however, a scenario exists where the MBR system shuts down and the non-potable water system runs out of water. As a result, the water to these seals also shuts off and the pumps will not run. In order to mitigate this potential problem, a two-inch backup connection would need to be installed between the potable water system and the pipeline to the RAS pump seals. The connection requires a new two-inch backflow preventer to ensure the safety of the potable water system. The cost for this work is $11,721.54.

Item No. 6 – 8” WAS Additional Piping :

The original design of the sludge holding tanks utilized an existing pipeline to feed the two tanks, however, the existing piping does not allow for individual feeds. In discussions with the WWTP staff, it was determined that it would be advantageous to feed each tank independently. There also exists the slight potential of air locking of the pipes under certain, unusual circumstances. In order to enhance the operability of this

system and remedy the potential air locking, a new dedicated eight-inch piping and valving needs to be installed to each holding tank. The cost for this work is $37,567.40.

Item No. 7 – SCE Time Delay:

Southern California Edison (SCE) needed to de-energize the power to the old blower building transformer in order to demo the building so that a new solids building and sludge loading structure could be constructed. SCE was notified by the contractor and City numerous times and with plenty of notice. SCE delayed the contractor by 32 calendar days. It is recommended to authorize a no cost change order time extension of 32 calendar days for this unforeseen delay. The cost for this work is $0.00.

Item No. 8 – Inclement Weather Time Delay:

There were 23 documented days of inclement weather (rain and/or high winds) which impacted the project between December 2020 and April 2021. It is recommended to authorize a no cost change order time extension of 23 calendar days for inclement weather. The cost for this work is $0.00.

Summary of Change Order No. 21 Costs:

The cumulative costs associated with this change order is in the amount not to exceed $213,164.76 and will not impact the project schedule. The summary and details for each change order are attached.

Wastewater Treatment Plant Change Order Summary:

CO No.	Description	Reason for Change	Amount
1	MBR System Improvements	Enhance the performance of MBR System	$149,741.00
2	RO System Electrical Modifications and Storm Drain System Material Change	Design and Material Updates	($245.00)
3	New Aeration Basin 1 through 3 Excavation	Conflict with Existing Utilities	$19,998.00

4	Structural and Mechanical Modifications	Pre-Selected Submittals	$57,450.64
5	Vactor Truck Dump Station Modifications	Conflict with Construction	NTE $15,000.00
6	EDI/Fine Coarse Bubble Diffuser Equipment	Design Change	$24,298.00
7	Various Changes – MBR/RO Structural, Site Civil and Headworks SCADA Design Modifications	Design Changes	$59,167.49
8	Various Changes - Demolition, Piping Realignment, Material Change, and Electric Actuated Valve Voltage Change	Unforeseen Conditions and Value Engineering	$6,067.00
9	Various Changes - Solids Handling Bldg. Conveyor Capacity Increase, Electrical Yard Vault Cover Changes, Additional Pothole Investigation and Existing Duct Bank Removal, and Yard Utilities	Design Changes, Conflict with Construction, Owner Requested Changes	$138,531.73
10	MBR Chemical Area Changes and Other Misc. Changes and Inclement Weather Impact Nov-18 to May-19	Owner Requested Changes and Inclement Weather	$596,031.05
11	Frontier Internet Provider Duct Bank Modifications, 30-inch MBR and 20-inch Plant Effluent Pipeline Elevation and Alignment Modifications, Additional Safety Required Handrail at Retaining Wall and Generator	Design Changes, and Conflict with Construction	$81,128.29

12	RO-Sulfurtic Acid Chemical Piping Material Change, Solids Feed Pump TR/TSH Thermocouple Elements, Solids Handling Bldg. Changes	Design Changes, Owner Requested Changes	$91,417.26
13	Plant Effluent Chemical Area Changes	Owner Requested Changes	$404,821.33
14	ADA Compliance Men's – Women's Restroom Modifications and SCE Required Additional 4/0 Ground Cable	Design Changes and SCE Requirements	$12,311.12
15	Aeration Basin 24" Air Piping Block-outs and Pipe Seals, Modifications to HACH Instrumentation Communications Protocol, MBR Module Lifting Safety Device, RO CIP-Skid Discharge Orifice Plate Addition	Design Changes, Owner Requested Changes	$79,713.39
16	Pump station at the EQ Basin	Design Changes, Owner Requested Changes	NTE $667,487.82
17	RW Future Pump Station, Weather Time Extension, Valve Modifications, MBR Feed Pump Seal Water Control Changes	Design Changes, Owner Requested Changes, Unforeseen Conditions	NTE $159,442.86
18	Construction Cost of UV System, Weather Time Extension	Design Changes, Unforeseen Conditions	NTE $1,788,568.52
19	Aeration Basin 1-4 MOV Extension Risers, Aeration Basin Network Switch for HACH Instruments, Fine Screens, MBR Addition	Design and Scope Changes	$95,556.60

20	Truck Scales	Design Change	NTE $113,100.05
21	Line Connections on 4th Street, Effluent Analyzers and Sampler Additions, Yard Piping, Fine Screens Cleaning Pressure Washer, MBR RAS Pumps, Additions to Sludge Holding Tanks, Delay Decommissioning Existing Power, Weather Impact Dec 2020-April 2021	Design Change	NTE $213,164.76
WWTP Contingency	**Budget Amount**	**Change Orders 1-21**	**Remaining**
	$5,624,252.52	**$4,772,751.91**	**$851,500.61**

Fiscal Impact:

Wastewater Treatment Plant Expansion/Renovation:

The project accounting below represents the status of funds should the change order be approved by City Council. A contingency balance of $851,200.61 would remain should City Council approve this item.

WWTP	Budget Amount	Paid to Date	Remaining
Design	$2,697,942.63	$2,557,938.51	$140,004.12
Construction Management	$5,382,475.75	$5,681,413.19	$(298,937.44)
Equipment	$252,906.00	$256,216.13	$(3,310.13)
Permits	$324,776.76	$121,450.10	$203,326.66
Construction	$53,910,737.00	$49,845,786.41	$4,064,950.59
Contingency	$5,624,252.52	$3,892,030.12	$1,732,222.40
Unallocated	$2,141,341.72	$ -	$2,141,341.72
Total	**$70,334,432.38**	**$62,354,834.46**	**$7,979,597.92**

Recommended Action:

Approval of Change Order No. 21 for the Wastewater Treatment Plant Upgrade/Expansion in the amount not to exceed $213,164.76.

Attachments:

A. Change Order 21

City of Beaumont
Wastewater Treatment Plant Salt Mitigation Upgrade Project
Change Order No. 21

September 08, 2021

			Amount	Calendar Days	Comp. Date
Contractor:	W.M. Lyles Co.	**Original Contract:**	$ 53,312,000.00	820	1/26/2021
Project Name:	Wastewater Treatment Plant Salt Mitigation Upgrade Project	**Previous Approved Changes:**	$4,480,315.86	186	5/30/2021
Contract No.:	C18-80	**This Change: Amount NTE**	**$213,164.76**	**55**	
CO Number:	21	**Revised Contract if Approved:**	$57,905,415.91	1061	**9/24/2021**
		Previous Phase 1 Completion Date			5/20/2020
		Revised Phase 1 Completion Date			9/18/2020

This change order covers changes to the subject contract as described herein. The Contractor shall supply all labor, equipment, and materials to complete the Change Order items for the lump sum price agreed upon herein. All Change Order items must be submitted to the City for approval prior to fabrication.

Item No.	PCO No.	Description of Changes	Amount	Phase 1 Time Extension (CD*)	Phase 2 / Project Completion Time Extension (CD*)
1	49	BCVWD Requested Changes to Line Connections on 4th Street	$15,597.01	0	0
2	50	Plant Effluent Analyzers and Sampler Additions	$48,501.92	0	0
3	51	Yard Piping – 3in Non-Potable Waterline & Valves	$17,500.62	0	0
4	53	Fine Screens Cleaning Pressure Washer – Piping & Electrical Additions	$82,276.27	0	0
5	55	MBR RAS Pumps – Seal Water Backup System	$11,721.54	0	0
6	57	8" WAS Additional Piping, Valves & Influent Mods to Sludge Holding Tanks	$37,567.40	0	0
7	59	TIA-07 SCE Delay Decommissioning Existing Power	$0	0	32
8	60	TIA-08 Inclement Weather Impact Dec-2020 thru Apr-2021	$0	0	23
		NET CHANGE IN CONTRACT AMOUNT – INCREASE	$213,164.76	0	55

*Calendar Days

The amount of the Contract will be increased/~~decreased~~ by Two Hundred-Thirteen Thousand, One Hundred Sixty-Four dollars and seventy-six cents ($213,164.76). The Contract Time will be increased by zero (55) calendar days.

The Contractor agrees to furnish all labor, equipment, and materials and to perform all other necessary work, inclusive of the directly or indirectly related work, within the approved time extension required to complete the above Change Order items. The undersigned Contractor approves the foregoing Change Order as to the changes, if any, in the Contract Price specified for each item including any and all supervision costs and other miscellaneous costs relating to the change in Work, and as to the extension of time allowed, if any, for the completion of the entire Work on account of said Change Order. The City and the Contractor hereby agree that this Change Order constitutes full mutual accord and satisfaction for all time, all costs, and all impacts related directly or indirectly to this Change Order. The Contractor hereby agrees that this Change Order represents the full equitable adjustment owed under the Contract, and further agrees on behalf of himself and all subcontractors to waive all right to file any further claims or request for equitable adjustment arising out of or as a result of this Change Order or the cumulative effect of this Change Order on the performance of the overall Work under the Contract. This document will become a supplement of the contract and all provisions will apply hereto. It is understood that the Change Order shall be effective when approved by the City.

Recommended: _____, *Date*: _____
MWH Constructors, Senior Resident Engineer

Accepted: _____, *Date*: _____
W.M. Lyles Co., Contractor

Approved: Brian P. Knoll _____, *Date*: 9/28/2021
Digitally signed by Brian P. Knoll
DN: C=US, E=brian.knoll@webbassociates.com, O=Albert A. Webb Associates, OU=Vice President, CN=Brian P. Knoll
Date: 2021.09.28 22:59:38-07'00'
Albert A. Webb Associates, Program Manager

Approved: _____, *Date*: _____
City of Beaumont, City Manager

MWH CONSTRUCTORS

City of Beaumo
Wastewater Treatment Plant Salt Mitigation Upgrade Project

Technical Justification:

PCO-49	
Design Adjustment: WML COP-055 R2 CLAR-26	BCVWD Requested Changes to 8" Potable Water Line

Reason for Design Changes:

After approval of previous Change Order 09, PCO-20, and further review of the final design drawings BCVWD requested additional modifications to the connection tie-ins on the existing 16-inch potable waterline and 24-inch reuse waterline located under 4th Street.

Design and Scope Changes:

These changes are shown on the attached drawing and are summarized as follows:

- There will be no hot tap of the potable water line by the contractor per pre-bid Addendum No.1. Instead, BCVWD will coordinate and perform all street work on the 16" water main and install a 16"x16"x8" Tee with two 16" butterfly valves on either side of the tee and an 8" gate valve on the new line into the project site.
- The recycled water line will terminate short of the road and will not be required to be connected to the existing 24" Recycled Waterline.
- Gate valves shall be Mueller A2361 series or equal, suitable for buried service and shall meet the requirements of Section 400561 and other related sections.
- A temporary 2-inch HDPE potable waterline with isolation valves and fittings shall be installed north of the Brine Meter Vault connecting the 4-inch potable waterline to the existing potable water meter during Phase 1 work.

Cost Impact:

WML's first quote for the work as requested in the Clarification was in the amount for a contract cost increase of $57,248.37, which included a larger and additional paving repair area. WML's second quote for a cost increase of $21,971.90 was revised after MWH review and adjustments to $15,597.01.

MWH has reviewed the attached WML cost proposal and find it acceptable. Accordingly, MWHC recommends a contract cost increase of **$15,597.01** to be executed in a change order for the modifications requested.

CITY OF BEAUMONT WWTP SALT MITIGATION UPGRADE PROJECT

CHANGE ORDER PROPOSAL (COP) # 055.02
(By Contractor)

To (Engineer/CM):	**From (Contractor)**:
MWH Constructors Attention: Charles Reynolds Phone: 702-497-8024 Email: Charles.w.reynolds@stantec.com	W.M. Lyles Co. Attention: Oscar Mendoza Phone: 619-565-6064 Email: omendoza@wmlylesco.com

PCO/DCM No.: CLAR-26

Subject: BCVWD Requested Changes to 8" Potable Water Line

Reference Documents: Attached

DESCRIPTION

This COP is to modify the Potable Water and Recycled Water tie-in locations as noted on CLAR 26. It also assumes that the City of Beaumont will renew the attached Encroachment Permit at no additional cost.

COST ESTIMATE

Total Cost: $ 15,597.01. – see attached breakdown.

SCHEDULE IMPACT

N/A

Received by MWH Constructors (Date):

RESPONSE	
Response By:	**Date**:

Final Distribution: Oscar Mendoza, W.M. Lyles Co.
Brian Knoll, Webb Associates
MWH Inspector

W. M. Lyles Co.
42142 Roick Drive
Temecula, CA 92590

6/15/2021

Reference #: DCM #20

Attention: Charles W. Reynolds

City of Beaumont WWTP Salt Mitigation Upgrade Project

DESCRIPTION: CLAR-26 BCVWD Requested Changes to 8" PW Line

Item:			Unit	Total MH	Total MH Cost	Eq. Cost	Material	Subcont.	Total Cost
1	CLAR-26 BCVWD Requested Changes to 8" PW Li	1	LS	71	$ 6,141.59	$ 1,297.90	$ 1,788.84	$ 4,600.00	$ 13,828.34
2		1	LS	0	$ -	$ -	$ -	$ -	$ -
3		1	LS	0	$ -	$ -	$ -	$ -	$ -
		1	LS	0	$ -	$ -	$ -	$ -	$ -
Total Costs				71	$ 6,141.59	$ 1,297.90	$ 1,788.84	$ 4,600.00	$ 13,828.34

Subtotal		$	13,828.34
Mark-up - Labor	15%	$	921.24
Mark-up - Equipment	15%	$	194.69
Mark-up - Materials	15%	$	268.33
Mark-up - Subcontractor	5%	$	230.00
Bond	1.0%	$	154.43
Total This Change Order		**$**	**15,597.01**

Comments:

City of Beaumont WWTP Salt Mitigation Upgrade Project

CLAR-26 BCVWD Requested Changes to 8" PW Line

###

A. Labor

Description	Lab Pipe FM			Lab Pipe			Operator			Carp FM			Carp			Lab			Cement Mason		
	ST	PT	DT	ST	PT	DT	ST	PT	DT	ST	PT	DT	ST	PT	DT	ST	PT	DT	ST	PT	DT
T&M Ticket 5/8/20	2			3			6														
T&M Ticket 5/11/20	4			8			14														
T&M Ticket 5/12/20	2			2			2														
T&M Ticket 5/14/20	2			5																	
T&M Ticket 6/2/20	2			5																	
T&M Ticket 6/3/20	2			6			6														
	14	0	0	29	0	0	28	0	0	0	0	0	0	0	0	0	0	0	0	0	0

Name	Rate ST	Rate PT	Rate DT	Hours ST	Hours PT	Hours DT	Extension
Lab Pipe FM	$80.34	$107.19	$134.03	14	0	0	$1,124.81
Lab Pipe	$77.73	$103.27	$128.79	29	0	0	$2,254.11
Operator	$98.67	$131.84	$165.00	28	0	0	$2,762.67
Carp FM	$87.32	$117.91	$148.48	0	0	0	$0.00
Carp	$83.44	$112.07	$140.71	0	0	0	$0.00
Lab	$74.26	$98.07	$121.86	0	0	0	$0.00
Cement Mason	$80.42	$105.60	$130.78	0	0	0	$0.00
				71	0	0	
				Total Labor =			**$6,141.59**

B. Equipment

Description	17.230.	32.037	31.028	20.037	18.305	30.048	20.024
T&M Ticket 5/8/20	2			3	1		
T&M Ticket 5/11/20	4			8	1		
T&M Ticket 5/12/20	2					2	
T&M Ticket 5/14/20	2				1		
T&M Ticket 6/2/20	2				2		
T&M Ticket 6/3/20	2			6	1		
	14	0	0	17	5	2	0

Number	Description	Rate	Hours	Extension
17.230.	1/2 Ton PickupChevy1500 Crew Cab	$29.60	14	$414.40
32.037	ReachliftXtremeXR1055	$58.61	0	$0.00
31.028	Hydro Crane - 80 TonLink BeltRTC-8080 II 80 Ton	$164.01	0	$0.00
20.037	Mini ExcavatorTakeuchiTB260	$35.70	17	$606.90
18.305	1 Ton Gang TruckFordF350 Ext Cab	$29.60	5	$148.00
30.048	Loader Backhoe 410John Deere410L	$64.30	2	$128.60
20.024	ExcavatorCAT330D	$161.78	0	$0.00
Rent	Owner Op dump trucks	$100.00	0	$0.00
			38	
		Total Equipment =		**$1,297.90**

C. Materials

	Quantity	Unit	Price	Extension
Backflow Preventer Certification	2	ea	$ 100.00	$200.00
4" Gate Valve	1	ea	$ 636.00	$636.00
4" BNG	1	ea	$ 39.35	$39.35
2" HDPE Pipe	65	ft	$ 1.15	$74.75
2" GSP Tee	1	ea	$ 33.86	$33.86
2" GSP Pipe - 3ft	1	ea	$ 111.46	$111.46
2" Brass Valve	1	ea	$ 68.76	$68.76
Fill Sand	15	TN	$ 16.50	$247.50
Consumables	71	Hr	$ 3.50	$248.50
Tax	7.750%			$128.66
			Subtotal	$1,788.84
			Total Material =	**$1,788.84**

D. Subcontractor

	Quantity	Unit	Price	Extension
Traffic Control	1	LS	$4,600.00	$4,600.00
			Total Subcontract =	**$4,600.00**

MATICH CORPORATION
SINCE 1918
PO Box 10, Highland, CA 92346

To: Estimating
W.M. Lyles Co.
1210 W. Olive Ave.
Fresno CA 93728

Quote : 1394
Date : 4/29/2021
Phone: (559) 441-1900
Email: acayama@wmlylesco.com

From: Jason Jones
Phone: (909) 382-7400
Fax: (909) 382-0113

CA License: 149783 A, B
DIR No: 1000004260
Email: jjones@matichcorp.com

We propose to furnish labor and material in accordance with the plans and specifications for:

SALT WWTP - 4TH ST AC GRIND & OVERLAY
BEAUMONT, CA

Item No.		Description	Quantity	U/M	Unit Price	Total Price
4TH ST. GIND & OVERLAY						
01	1	TRAFFIC CONTROL	1.0	LS	$4,600.000	$4,600.00
~~01~~	~~2~~	~~.2' AC GRIND & OVERLAY~~	~~4,320.0~~	~~SF~~	~~$7.700~~	~~$33,264.00~~
		Total for: 4TH ST. GIND & OVERLAY				~~$37,864.00~~
		Total Proposal Price:				~~$37,864.00~~

NOTES

1. Proposal is good for 30 days.
2. If this work is not performed by June 30, 2021, this proposal is subject to a price adjustment.
3. Payment will be the 10th of the month following the work.
4. Matich Corporation not responsible for damage to unmarked underground utilities.
5. Proposal is based on unit prices.
6. Quantities are estimated; payment will be by field measured quantities at a minimum of 4,320 SF.
7. Includes ONE move-in and ONE shift; additional move-ins are $17,500/EA.
8. If work is to be completed on a seperate move-in new unit pricing will need to be negotiated.
9. Prices subject to labor rates, natural gas and OIL INDEX fluctuations.
10. Additional work unforseen work not specically included in this quote will be done at a negotiated price or on a time and material basis.

SPECIAL EXCLUSIONS

1. Excludes engineering, staking, testing, permits, and inspection fees.
2. Excludes hazardous material removal / disposal.
3. Excludes asphalt sawing and sealing.
4. Excludes import or export of fill material.
5. Excludes aggregate base materials.
6. Excludes adjustment of manholes, water valves and any utilities.
7. Excludes weedkill and crack fill.
8. Excludes the cost of bonds; add 0.7% if desired.
9. Excludes SWPPP requirements and dust control.

Date: **Accepted by:**

FERGUSON WATERWORKS

FERGUSON WATERWORKS #1088
1502 COLUMBIA AVE
RIVERSIDE, CA 92507-2014

Phone: 951-674-1323
Fax: 951-674-1084

Deliver To:
From: **John Jacoste**
Comments:

Item 13.

21:43:50 FEB 09 2021

FERGUSON WATERWORKS #1083
Price Quotation
Phone: 951-674-1323
Fax: 951-674-1084

Bid No: B389935
Bid Date: 01/28/21
Quoted By: XJJ

Cust Phone: 559-487-7926
Terms: NET 10TH PROX

Customer: WM LYLES CO
551173-BEAUMONT WW TRTMT
PO BOX 4377
FRESNO, CA 93744

Ship To: WM LYLES CO
715 W 4TH ST
BEAUMONT, CA 92223

Cust PO#: CHANGE ORDER

Job Name: 55.1173-BEAUMONT WW TRTMT

Item	Description	Quantity	Net Price	UM	Total
CF6102UOL	6 FLG RW NRS OL GATE VLV	6	799.090	EA	4794.54
CF6102POL	4 FLG RW NRS OL GATE VLV	2	636.000	EA	1272.00
CF6102MOL	3 FLG RW NRS OL GATE VLV	5	523.150	EA	2615.75
DCFM	DOM 3 DI C110 THRD COMP FLG F/ STL	10	47.280	EA	472.80
FNWNBSS61M	3 316 SS 150# FLG NUT/BLT SET	10	16.040	EA	160.40
FNWNA1FFGAM	3 NA 1/8 150# FF GSKT	10	9.980	EA	99.80
JE1905K	LF 2 FIP X FIP BALL CURB ST W/HDL	3	402.310	EA	1206.93
JJ2816K	*NP 2 SQ NUT	3	11.290	EA	33.87
DVBABS36	36 SLIP VLV BX BOT SECT DOM	16	117.720	EA	1883.52
DVBATS16	16 SLIP VLV BX TOP SECT DOM	16	102.030	EA	1632.48
DVBLIDW	TYLER VLV BX LID WTR DOM	16	21.290	EA	340.64
BNM24	3X24 BLK RDY CUT PIPE TBE	10	118.060	EA	1180.60
BNK24	2X24 BLK RDY CUT PIPE TBE	6	46.380	EA	278.28
FNWNBSS61U	6 316 SS 150# FLG NUT/BLT SET	12	49.590	EA	595.08
N150FFG18U	6 NA 1/8 FF 150# GSKT	12	11.980	EA	143.76
FNWNBSS61P	4 316 SS 150# FLG NUT/BLT SET	4	31.150	EA	124.60
N150FFG18P	4 NA 1/8 FF 150# GSKT	4	8.200	EA	32.80

Net Total:	$16867.85
Tax:	$1307.26
Freight:	$0.00
Total:	$18175.11

Item Code	Description	Notice
FNWNBSS61M	3 316 SS 150# FLG NUT/BLT SET	⚠WARNING: Cancer and Reproductive Harm - www.P65Warnings.ca.gov
FNWNBSS61U	6 316 SS 150# FLG NUT/BLT SET	⚠WARNING: Cancer and Reproductive Harm - www.P65Warnings.ca.gov
FNWNBSS61P	4 316 SS 150# FLG NUT/BLT SET	⚠WARNING: Cancer and Reproductive Harm - www.P65Warnings.ca.gov

HOW ARE WE DOING? WE WANT YOUR FEEDBACK!
Scan the QR code or use the link below to
complete a survey about your bids:
https://survey.medallia.com/?bidsorder&fc=1083&on=25463

CORE & MAIN

INVOICE

Item 13.

1830 Craig Park Court
St. Louis, MO 63146

Invoice #	
Invoice Date	
Account #	242591
Sales Rep	JESSE HAVARD
Phone #	909-574-8662
Branch # 168	Corona, CA
Total Amount Due	$33,373.87

Remit To:
CORE & MAIN LP
PO BOX 28330
ST. LOUIS, MO 63146

W. M. LYLES CO.
PO BOX 4377
FRESNO CA 93744-4377

Shipped to:
715 W 4th STREET
CITY OF BEAUMONT, CA

CUSTOMER JOB- 55.1173 WTP SALTMITIGAT

Thank you for the opportunity to serve you! We appreciate your prompt payment.

Date Ordered	Date Shipped	Customer PO #	Job Name	Job #	Bill of Lading	Shipped Via	Invoice #
3/03/19	10/22/19	55.1173-4016	WTP SALTMITIGAT	55.1173		CORE & MAIN LP	K218988

Product Code	Description	Quantity Ordered	Quantity Shipped	Quantity B/O	Price	UM	Extended Price
0910M041190	4 IPS DR11 HDPE 90 BEND MOLD	2	2		10.90000	EA	21.80
0910M0411T	4 IPS DR11 HDPE TEE MOLD	4	4		16.20000	EA	64.80
0910M040211R	4X2 IPS DR11 HDPE RED MOLD	4	4		7.80000	EA	31.20
0941M040311R	4X3 4100 SDR11 IPS PE RED	2	2		7.75000	EA	15.50
0941P061140	6 IPS DR11 HDPE PIPE 40'	1000	1000		7.49000	FT	7,490.00
0910M061145	6 IPS DR11 HDPE 45 BEND MOLD	7	7		30.30000	EA	212.10
0910M0611T	6 IPS DR11 HDPE TEE MOLD	3	3		39.30000	EA	117.90
0941F060211R	6X2 SDR11 IPS HDPE CONC REDUC-ER	1		1	38.35000	EA	.00
0910M060311T	6X3 SDR11 IPS HDPE TEE MOLDED	1	1		70.80000	EA	70.80
0910P021120	2 IPS DR11 HDPE PIPE 20'	1340	1340		1.13000	FT	1,514.20
0941F060311R	6X3 SDR11 IPS HDPE REDUCER	3	3		42.68000	EA	128.04
0910M060411T	6X4 SDR11 IPS HDPE TEE MOLDED	1	1		118.80000	EA	118.80
0910M060211T	6X2 SDR11 IPS HDPE TEE MOLDED	2	2		117.16000	EA	234.32
0910M0611FA	6 IPS DR11 HDPE FLG ADPT	1	1		25.20000	EA	25.20
0941BUR0611316SS	6 SDR11 316SS IPS BACKING RING	1	1		578.00000	EA	578.00
0910M040311T	4X3 SDR11 IPS HDPE TEE MOLDED	5	5		47.52000	EA	237.60
0910M040211T	4X2 SDR11 IPS HDPE TEE MOLDED	1	1		47.52000	EA	47.52
0910M0411FA	4 IPS DR11 HDPE FLG ADPT	5	5		14.73000	EA	65

CONTINUED

McMASTER-CARR®

Delivers tomorrow 9-11 am

1	**Brass On/Off Valve** with Lever Handle, 2 NPT Female 47865K28 Your reference:	1 Each	$68.76 Each	$68.76
2	**Low-Pressure Pipe Fitting** Galvanized Iron Tee Connector, 2 NPT Female 4638K128 Your reference:	1 Each	33.86 Each	33.86
3	**Standard-Wall Galvanized Steel Pipe** Threaded on Both Ends, 2 NPT, 36" Long 4499K82 Your reference:	1 Each	111.46 Each	111.46

Merchandise	214.08
Shipping	17.15
Tax	16.59
Total	**$247.82**

Contact
Contact

Delivery method
Ground
Tomorrow by 11 am

Delivery address
W. M. Lyles Co
715 west 4th St
Beaumont CA 92223

Delivery attention:
Armando Cayama

Payment method
Invoice

Invoice / receipt preference
PO BOX 28130
acayama@wmlylesco.com

Billing address
W. M. Lyles Co
PO BOX 28130
Fresno CA 93729

Tax
Taxable

Your order is subject only to our terms and conditions, available at www.mcmaster.com or from our Sales Department.

W.M. Lyles Co.
PO Box 4377
Fresno, CA 93744

TIME & MATERIAL SHEET

W. M. LYLES CO.
CONTRACTOR
Since 1951
Progress Through Performance

Project Name SALT MITIGATION UPGRADE
Project No. 55.1173
Phase Code 99010 0220
Date 5/8/20

DESCRIPTION OF WORK

POT HOLE EXCAVATE AND INSTALL 2" HDPE AT EXISTING WATER METER ON FORTH STREET

LABOR

NAME	CLASS	ST	OT	DT	SHIFT
ERNESTO VELASQUEZ	FM	2			
ANTONIO RAMIREZ	LAB	3			
GARY HINER	OPER.	3			
DANIEL SCHROEDER	AP. OPER.	3			

EQUIPMENT

DESCRIPTION	EQUIP. NO.	QTY	HRS	SHIFT
FOREMAN TRUCK	17.230		2	
TAKEUCHI MINI EX	20.037		3	
SOB TRUCK	15.182		1	

MATERIAL

DESCRIPTION	QTY	UM

I CERTIFY THAT I HAVE THE AUTHORITY TO AUTHORIZE THE WORK PERFORMED UNDER THIS FIELD WORK ORDER

Verification of Resources ONLY

CUSTOMER
Signature [illegible] 5/8/20
Print Name
Title
Date

W.M. Lyles Co.
Signature [illegible]
Print Name ROBERT BECK
Title SUPER
Date

W.M. Lyles Co.
PO Box 4377
Fresno, CA 93744

TIME & MATERIAL SHEET

W. M. LYLES CO.
CONTRACTOR
Progress Through Performance

Project Name SALT MITIGATION UPGRADE
Project No. 55.1173
Phase Code 99010 0220
Date 5/11/20

DESCRIPTION OF WORK

POT HOLE EXCAVATE AND INSTALL 2" HDPE AT EXISTING WATER METER ON FORTH STREET

LABOR

NAME	CLASS	ST	OT	DT	SHIFT
ERNESTO VELASQUEZ	FM	4			
ANTONIO RAMIREZ	LAB	8			
GARY HINER	OPER.	8			
DANIEL SCHROEDER	AP. OPER	6			

EQUIPMENT

DESCRIPTION	EQUIP. NO.	QTY	HRS	SHIFT
FOREMAN TRUCK	M.230	4		
TAKEUCHI MINI EX	20.037	8		
JOB TRUCK	15.182	1		

MATERIAL

DESCRIPTION	QTY	UM

I CERTIFY THAT I HAVE THE AUTHORITY TO AUTHORIZE THE WORK PERFORMED UNDER THIS FIELD WORK ORDER

Verification of Resources ONLY.

CUSTOMER
Signature Chris Beck 5/11/20
Print Name
Title Date

W.M. Lyles Co.
Signature
Print Name ROBERT BECK
Title SUPER. Date

W.M. Lyles Co.
PO Box 4377
Fresno, CA 93744

TIME & MATERIAL SHEET

W. M. LYLES CO.
CONTRACTOR
Progress Through Performance

Project Name SALT MITIGATION UPGRADE
Project No. 55.1173
Phase Code 99010 0220
Date 5/12/20

DESCRIPTION OF WORK

POT HOLE EXCAVATE AND INSTALL 2" HDPE AT EXISTING WATER METER ON FORTH STREET

LABOR

NAME	CLASS	ST	OT	DT	SHIFT
ERNESTO VELASQUEZ	FM	2			
ANTONIO RAMIREZ	LAB	2			
RICHARD GROSSER	OPER.	2			

EQUIPMENT

DESCRIPTION	EQUIP. NO.	QTY	HRS	SHIFT
FOREMAN TRUCK	17.230	2		
J.D. BACKHOE 410	30.051	2		

MATERIAL

DESCRIPTION	QTY	UM

I CERTIFY THAT I HAVE THE AUTHORITY TO AUTHORIZE THE WORK PERFORMED UNDER THIS FIELD WORK ORDER

Verification of Resources ONLY

CUSTOMER
Signature [signature] 5/12/20
Print Name
Title Date

W.M. Lyles Co.
Signature [signature]
Print Name ROBERT BECK
Title SUPER Date

W.M. Lyles Co.
PO Box 4377
Fresno, CA 93744

TIME & MATERIAL SHEET

W. M. LYLES CO.
CONTRACTOR
Progress Through Performance

Project Name SALT MITIGATION UPGRADE
Project No. 55.1173
Phase Code
Date 5/14/20

DESCRIPTION OF WORK

INSTALL 2" HDPE AND VALVES TO METER AT FORTH STREET

LABOR

NAME	CLASS	ST	OT	DT	SHIFT
ERNESTO VELASQUEZ	FM	2			
JOSE MENDOZA RODRIGUEZ	LAD	5			

EQUIPMENT

DESCRIPTION	EQUIP. NO.	QTY	HRS	SHIFT
FOREMAN TRUCK	17.230		2	
JOB TRUCK	15.182		1	

MATERIAL

DESCRIPTION	QTY	UM
2" BRASS JONES VALVES	2	
4" GATE VALVE	1	
2" HDPE PIPE	65 FT.	

I CERTIFY THAT I HAVE THE AUTHORITY TO AUTHORIZE THE WORK PERFORMED UNDER THIS FIELD WORK ORDER

Verification of Resources ONLY

CUSTOMER
Signature C. Buck
Print Name C. Buck
Title MWHC Date 5/14/20

W.M. Lyles Co.
Signature
Print Name ROBERT BECK
Title SUPER. Date 5/14/20

W.M. Lyles Co.
PO Box 4377
Fresno, CA 93744

TIME & MATERIAL SHEET

W. M. LYLES CO.
CONTRACTOR
Progress Through Performance

Project Name SALT MITIGATION UPGRADE
Project No. 55.1173
Phase Code 99.010.0220
Date 6/2/20

DESCRIPTION OF WORK

TIE-IN 2" POTABLE WATER TO CITY METER AT 4th STREET

LABOR

NAME	CLASS	ST	OT	DT	SHIFT
MARTIN BARRERA	FORE.	2			
GIOVANNI PARAGUIRRE	LAB	3			
EDDIE GOMEZ	LAD	2			

EQUIPMENT

DESCRIPTION	EQUIP. NO.	QTY	HRS	SHIFT
FOREMAN TRUCK	17.215		2	
JOB TRUCK	18.197		2	

MATERIAL

DESCRIPTION	QTY	UM
2" GSP	3	
2" GSP TEE	1	
2" BRASS VALVE	1	

I CERTIFY THAT I HAVE THE AUTHORITY TO AUTHORIZE THE WORK PERFORMED UNDER THIS FIELD WORK ORDER

Verification of Resources only

CUSTOMER
Signature Claudio Ruiz
Print Name MWHC
Title
Date 6-2-20

W.M. Lyles Co.
Signature
Print Name ROBERT BELA
Title SUPER.
Date 6/2/20

W.M. Lyles Co.
PO Box 4377
Fresno, CA 93744

TIME & MATERIAL SHEET

W. M. LYLES CO.
CONTRACTOR
Progress Through Performance

Project Name: SALT MITIGATION UPGRADE
Project No.: 55.1173
Phase Code: 99.010.0220
Date: 6/3/20

DESCRIPTION OF WORK

BACKFILL 2" POTABLE WATER AT 4th STREET
REBUILD DIRT BERM

LABOR

NAME	CLASS	ST	OT	DT	SHIFT
ERNESTO VELAQUEZ	FORE.	2			
RICHARD GROSSER	OPER.	6			
JAIME PANTOJA	LAB	6			

EQUIPMENT

DESCRIPTION	EQUIP. NO.	QTY	HRS	SHIFT
FOREMAN TRUCK	17.230		2	
JOB TRUCK	15.182		1	
TAKEUCHI MINI EX.	20.037		6	

MATERIAL

DESCRIPTION	QTY	UM

I CERTIFY THAT I HAVE THE AUTHORITY TO AUTHORIZE THE WORK PERFORMED UNDER THIS FIELD WORK ORDER

Verification of Resources only

CUSTOMER
Signature: [illegible] Buck
Print Name: MWHC
Title:
Date: 6-3-20

W.M. Lyles Co.
Signature: [illegible]
Print Name: ROBERT BECK
Title: SUPER.
Date: 6/3/20

CITY OF BEAUMONT WASTE WATER TREATMENT PLANT
SALT MITIGATION UPGRADE PROJECT

CLARIFICATION 26

To (Construction Manager):	Stantec Attention: Charles Reynolds Phone: 702-497-8024 Email: Charles.w.reynolds@stantec.com
From (Engineer):	Webb Associates Attention: Shane Bloomfield Phone: 951-248-4293 Email: shane.bloomfield@webbassociates.com
Subject: Changes to Clarification 15	**Location:** Yard
Reference Documents: C-26	

CLARIFICATION

Note the following:

The BCVWD has requested changes to the connection points of the water line and recycled water line. These changes are shown on the attached drawing and are summarized as follows:

1. No hot tap of the potable water line. Instead, the Contractor will be required to coordinate with BCVWD for a shutdown of the 16" water main and install a 16"x8" tee with two 16" butterfly valves on either side of the tee and an 8" gate valve on the new line into the project site. This water line is also routed farther west than previously shown.
2. The recycled water line will terminate short of the road and will not be required to be connected to the 24" recycled water main. This line will have a dead end butterfly valve where the line terminates.
3. The butterfly valves shall be Bray Series 31 or equal, suitable for buried service and shall meet the requirements of Section 400564 and other related sections.
4. Gate valves shall be Mueller A2361 series or equal, suitable for buried service and shall meet the requirements of Section 400561 and other related sections.

Prepared By (Name): Shane Bloomfield, Webb Associates	**Date**: 12/3/19
Distributed By:	**Date**:

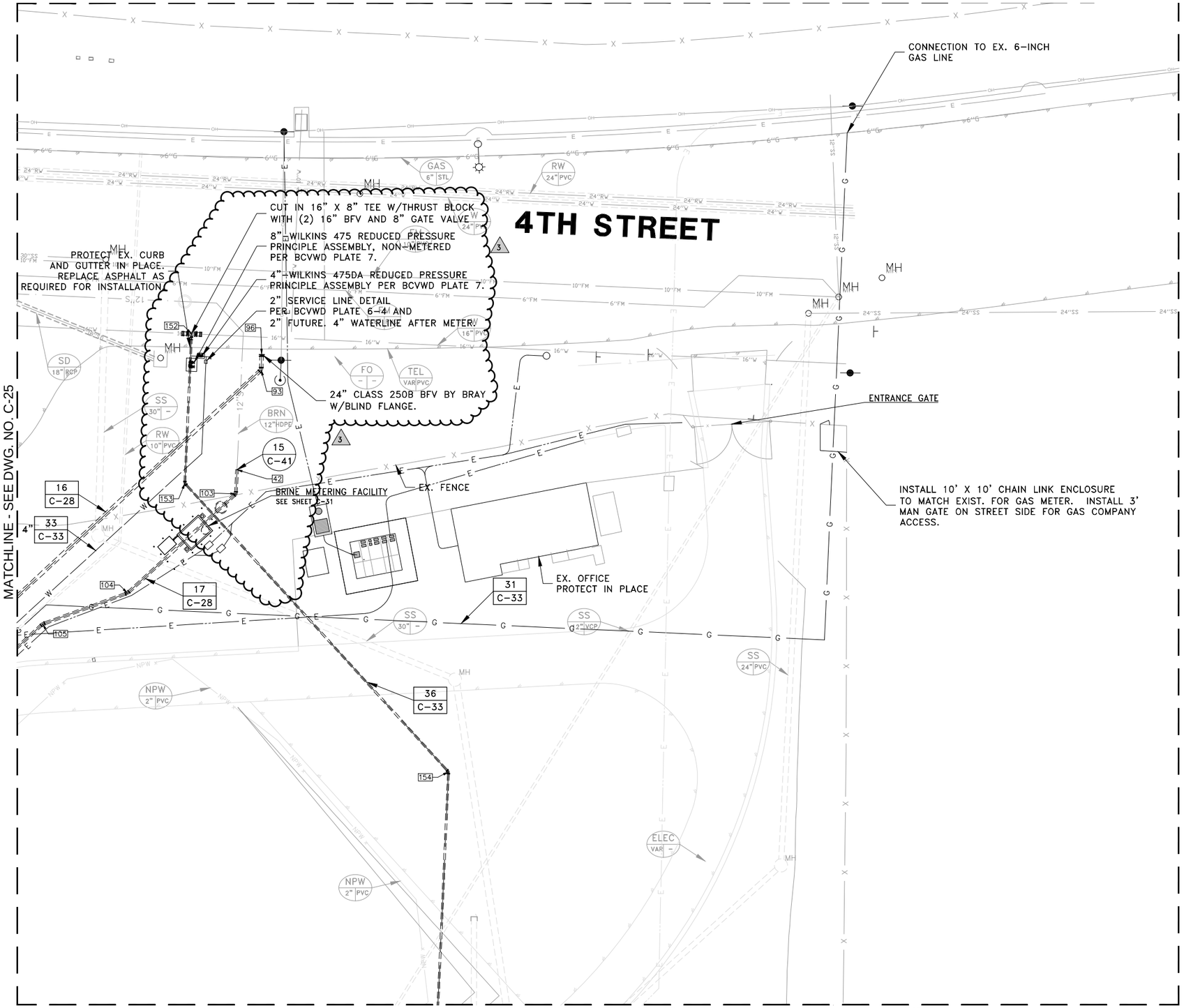

COORDINATE TABLE						
Point No.	N	E	Inv. Elev.	Fitting	Size	
42	2281350.02	6336885.69	2537.45	COUPLING	12"	
93	2281387.78	6336894.83	2540.44	45° BEND	16"	3
96	2281393.67	6336895.05	2540.44	BFV	16"	3
103	2281340.89	6336885.27	2537.49	45° BEND	12"	
104	2281303.29	6336844.24	2537.60	22.5° BEND	12"	
105	2281291.61	6336812.16	2537.67	22.5° BEND	12"	
152	2281401.40	6336868.52	2544.00	TEE	16"	3
153	2281344.82	6336865.97	2542.00	45° BEND	8"	3
154	2281235.67	6336865.70	2545.30	45° BEND	8"	

NOTES:

1. SEE SHEET C-33 FOR YARD PIPING AND MANHOLE SCHEDULES.
2. CONTRACTOR TO FIELD VERIFY CROSSINGS AND CONNECTION POINTS.

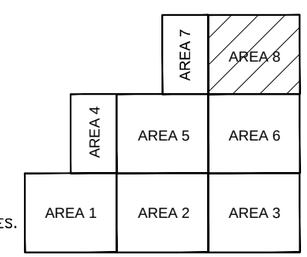

1" = 20'
10 0 20

0 1/2 1
DRAWING IS TO SCALE IF BAR MEASURES:
1" = FULL SCALE
1/2" = HALF SCALE

THIS DRAWING IS PROPERTY OF AQUA ENGINEERING INC. AND IS TRANSMITTED IN CONFIDENCE. NEITHER RECEIPT NOR POSSESSION CONFERS OR TRANSFERS ANY RIGHTS TO REPRODUCE, USE, OR DISCLOSE, IN WHOLE OR IN PART, DATA CONTAINED HEREIN FOR ANY PURPOSE WITHOUT THE WRITTEN PERMISSION OF AQUA ENGINEERING INC. © COPYRIGHTED 2016 BOUNTIFUL, UTAH

Item 13.

ORIGINAL

NO.	DATE	DESIGN	DRAWN	CHECKED
C	9/5/18	SLB	SLB	

REVISIONS

1	2/22/19	SLB	SLB	
2	7/26/19	SLB	SLB	
3	12/2/19	SLB	SLB	

CITY OF BEAUMONT

SALT MITIGATION WWTP UPGRADE
CIVIL
AREA 8 YARD PIPING PLAN

AQUA ENGINEERING
533 W. 2600 S. SUITE 275, BOUNTIFUL, UT 84010
PHONE (801) 299-1327 FAX (801) 299-0153

ALBERT A. WEBB ASSOCIATES
CIVIL ENGINEERS
ENGINEERING CONSULTANTS
3788 McCRAY STREET
RIVERSIDE, CA 92506
PH. (951) 686-1070
FAX (951) 788-1256

SHEET
C-26

G:\2017\17-0177\Drawings\Plan Sheets\17-0177-C-YP 11-18-19.dwg

MWH CONSTRUCTORS

City of Beaumo
Wastewater Treatment Plant Salt Mitigation Upgrade Project

Technical Justification:

PCO-50	
Design Adjustment: WML COP-049 R1 CLAR-39	Plant Effluent Analyzers and Sampler Additions

Reason for Design Changes:

Required to monitor and record the plant effluent water quality new updated instrumentation along with a new sampler is needed. Also required is modifications to the existing sampling control panel, various electrical changes and pump and piping changes.

Design and Scope Changes:

- The contractor shall remove and replace the existing sampling pump and make electrical changes to provide power to a new submersible pump as required in the Clarification attached.
- The fiber to copper media converter will need to be replaced by an unmanaged Ethernet switch with a fiber uplink, to connect to both the new SC4200 and the SC4200 previously installed. Power will also need to be extended to the new SC4200 transmitter and 4-20mA signals from the transmitter to RIO-HW will be sent via the two spare twisted shielded cables.
- Mechanical changes shall include modifications inside the existing panel new piping to the pump station wet-well with stilling well.
- Provide a new control panel to install the new HACH turbidity analyzer with power and enclosure heater.

Cost Impact:

WML's first quote for the work as requested in the Clarification was in the amount for a contract cost increase of $83,143.04. MWH recommended changes to the clarification and work be performed under T&M conditions. WML completed the work and submitted a revised quote in the amount of $48,501.92.

MWH has reviewed the attached WML cost proposal and find it acceptable. Accordingly, MWHC recommends a contract cost increase of $48,501.92 to be executed in a change order for the modifications requested.

CITY OF BEAUMONT WWTP SALT MITIGATION UPGRADE PROJECT

CHANGE ORDER PROPOSAL (COP) # 049.1
(By Contractor)

To (Engineer/CM):	**From (Contractor)**:
MWH Constructors Attention: Charles Reynolds Phone: 702-497-8024 Email: Charles.w.reynolds@stantec.com	W.M. Lyles Co. Attention: Oscar Mendoza Phone: 619-565-6064 Email: omendoza@wmlylesco.com

PCO/DCM No.: CLAR-39, DCM-33

Subject: Effluent Sampling and Instrumentation

Reference Documents: Drawing Nos. RWM-1, RWM-4

DESCRIPTION

This COP is for the installation of a new ISCO sampler, Goulds pump, Analyzer Instrument Panel and instrumentation per CLAR 39.

COST ESTIMATE

Total Cost $48,501.92. – see attached breakdown

SCHEDULE IMPACT

None

Received by MWH Constructors (Date):

RESPONSE	
Response By:	**Date**:

Final Distribution: Juan C. Ahumada, W.M. Lyles Co.
Brian Knoll, Webb Associates
MWH Inspector

W. M. Lyles Co.
42142 Roick Drive
Temecula, CA 92590

Reference #: CLAR-39, DCM-33

Attention: Charles W. Reynolds

City of Beaumont WWTP Salt Mitigation Upgrade Project

DESCRIPTION: Effluent Sampling and Instrumentation

Item:			Unit	Total MH	Total MH Cost	Eq. Cost	Material	Subcont.	Total Cost
1	Effluent Sampling and Instrumentation	1	LS	52	$ 4,252.00	$ 730.80	$ 17,237.00	$ 21,398.98	$ 43,618.78
2		1	LS	0	$ -	$ -	$ -	$ -	$ -
3		1	LS	0	$ -	$ -	$ -	$ -	$ -
		1	LS	0	$ -	$ -	$ -	$ -	$ -
Total Costs				52	$ 4,252.00	$ 730.80	$ 17,237.00	$ 21,398.98	$ 43,618.78

Subtotal		$	43,618.78
Mark-up - Labor	15%	$	637.80
Mark-up - Equipment	15%	$	109.62
Mark-up - Materials	15%	$	2,585.55
Mark-up - Subcontractor	5%	$	1,069.95
Bond	1.0%	$	480.22
Total This Change Order		**$**	**48,501.92**

Comments:

City of Beaumont WWTP Salt Mitigation Upgrade Project

Effluent Sampling and Instrumentation

A. Labor

Description	Lab Pipe FM			Lab Pipe			Operator			Carp FM			Carp			Lab			Cement Mason		
	ST	PT	DT	ST	PT	DT	ST	PT	DT	ST	PT	DT	ST	PT	DT	ST	PT	DT	ST	PT	DT
Grade, Form, Rebar, Pour, Strip Concrete pad							4			8			8			8			4		
Remove Existing Pump and Piping	4			4																	
T&M 5/21/21	4			8																	
	8	0	0	12	0	0	4	0	0	8	0	0	8	0	0	8	0	0	4	0	0

Name	Rate ST	Rate PT	Rate DT	Hours ST	Hours PT	Hours DT	Extension
Lab Pipe FM	$80.34	$107.19	$134.03	8	0	0	$642.75
Lab Pipe	$77.73	$103.27	$128.79	12	0	0	$932.73
Operator	$98.67	$131.84	$165.00	4	0	0	$394.67
Carp FM	$87.32	$117.91	$148.48	8	0	0	$698.56
Carp	$83.44	$112.07	$140.71	8	0	0	$667.52
Lab	$74.26	$98.07	$121.86	8	0	0	$594.09
Cement Mason	$80.42	$105.60	$130.78	4	0	0	$321.68
				52	0	0	
				Total Labor =			**$4,252.00**

B. Equipment

Description	17.12	18.31	31.028	30.048	20.041	35.064	Rent
Grade, Form, Rebar, Pour, Strip Concrete pad	8			4			
Remove Existing Pump and Piping	4						
T&M 5/21/21		4					
	12	4	0	4	0	0	0

Number	Description	Rate	Hours	Extension
17.12	Foreman Truck	$29.60	12	$355.20
8.000	1 Ton PickupFordF350 XL SRW Crew Cab	$29.60	4	$118.40
31.028	Hydro Crane - 80 TonLink BeltRTC-8080 II 80 Ton	$164.01	0	$0.00
30.048	Loader Backhoe 410John Deere410L	$64.30	4	$257.20
20.041	ExcavatorJohn Deere350GLC	$151.12	0	$0.00
35.064	LoaderJohn Deere644J	$123.00	0	$0.00
17	Foreman Truck	$29.60	0	$0.00
20.041	ExcavatorJohn Deere350GLC	$151.12	0	$0.00
35.064	LoaderJohn Deere644J	$123.00	0	$0.00
Rent	Owner Op dump trucks	$100.00	0	$0.00
			20	
		Total Equipment =		**$730.80**

C. Materials

	Quantity	Unit	Price	Extension
Teledyne ISCO, 5800 Refrigerated Sampler	1	ea	$ 7,386.00	$7,386.00
1/3HP, 115V Goulds Pump LSP0311	1	ea	$ 289.83	$289.83
8" x 10' Long PVC pipe	1	ea	$ 167.40	$167.40
8" Strut mount clamp support	3	ea	$ 12.59	$37.77
1"x10' Long 316SS pipe	1	ea	$ 234.51	$234.51
1" 90 deg 316SS elbow	4	ea	$ 14.81	$59.24
1" Tee 316SS	2	ea	$ 23.26	$46.52
1" Union 316SS	2	ea	$ 32.56	$65.12
1"Male x 1/2"Female bushing 316SS	3	ea	$ 8.75	$26.25
1 1/2"Male x 1"Female bushing 316SS	1	ea	$ 20.32	$20.32
1" nipples	5	ea	$ 10.75	$53.75
1/2" nipples	5	ea	$ 5.90	$29.50
Stacked SS strut channel - 10ft long	1	ea	$ 217.94	$217.94
3/8" SS wedge anchors	3	pk	$ 59.32	$177.96
Pressure Indicator	1	ea	$ 161.05	$161.05
24" Plug rental	10	mt	$ 655.86	$6,558.60
2" x 20' Sch 80 PVC pipe	1	ea	$ 65.89	$65.89
2" Strut mount clamp support	3	ea	$ 7.59	$22.77
Tax	7.750%			$1,210.58
			Subtotal	$16,831.00
			Freight	$406.00
			Total Material =	**$17,237.00**

D. Subcontractor

	Quantity	Unit	Price	Extension
Southern Contracting	1	LS	$21,398.98	$21,398.98
			Total Subcontract =	**$21,398.98**

W.M. Lyles Co.
PO Box 4377
Fresno, CA 93744

TIME & MATERIAL SHEET

W. M. LYLES CO.
CONTRACTOR
Progress Through Performance

Project Name City of Beaumont WWTP Solids Mitigation Upgrade
Project No. 55.173
Phase Code 99.010.0370
Date 05/21/21

DESCRIPTION OF WORK

Installation of Sampler at RWPS.

LABOR

NAME	CLASS	ST	OT	DT	SHIFT
Rick Pulliam	FM	4			
Rodney McWilliams	Lab	4			
James Buckley		4			

EQUIPMENT

DESCRIPTION	EQUIP. NO.	QTY	HRS	SHIFT
FM Truck	18.310	1	4	

MATERIAL

DESCRIPTION	QTY	UM

I CERTIFY THAT I HAVE THE AUTHORITY TO AUTHORIZE THE WORK PERFORMED UNDER THIS FIELD WORK ORDER

CUSTOMER
Signature Charles Reynolds
Print Name Charles Reynolds
Title RE Date 5/26/21

W.M. Lyles Co.
Signature Samantha Robbins
Print Name Samantha Robbins
Title FE Date 05/25/21

Oscar Mendoza

From: James.Bryan@Ferguson.com
Sent: Friday, March 26, 2021 1:28 PM
To: Oscar Mendoza
Cc: Samantha Robbins
Subject: RE: BLSP03-R1.pdf

We are on it sir.
Thank you for the order and have a great weekend.

James Bryan, Assoc. DBIA
Outside Sales
Waterworks Division | Treatment Plant Sales
Ferguson Waterworks | SoCal
C: 951-239-6379
FergusonWaterworks.com [fergusonwaterworks.com]
2020 Waterworks Counter Catalog [ferguson.dirxion.com]

Pollardwater

From: Oscar Mendoza <omendoza@wmlylesco.com>
Sent: Friday, March 26, 2021 1:22 PM
To: James Bryan <James.Bryan@Ferguson.com>
Cc: Samantha Robbins <SRobbins@wmlylesco.com>
Subject: RE: BLSP03-R1.pdf

James,

I would like to order one pump. PO # 55.1173. thanks,

Oscar Mendoza | Project Manager
W. M. LYLES CO. | Southern Division
42142 Roick Dr. | Temecula, CA 92590
O 951-973-7393 | C 619-565-6064
www.wmlyles.com

From: James.Bryan@Ferguson.com <James.Bryan@Ferguson.com>
Sent: Tuesday, December 22, 2020 8:22 AM
To: Oscar Mendoza <omendoza@wmlylesco.com>
Subject: RE: BLSP03-R1.pdf

Oscar,

I deeply apologize for the delay on this one.
Please see pricing below:

$289.83 each plus tax and freight from New York.

They show this is in stock as of today.
Please respond with any questions.
Thank you for your time.

James Bryan, Assoc. DBIA
Outside Sales
Waterworks Division | Treatment Plant Sales
Ferguson Waterworks | SoCal
C: 951-239-6379
FergusonWaterworks.com [fergusonwaterworks.com]
2020 Waterworks Counter Catalog [ferguson.dirxion.com]

Pollardwater

From: Oscar Mendoza <omendoza@wmlylesco.com>
Sent: Monday, December 7, 2020 9:19 AM
To: James Bryan <James.Bryan@Ferguson.com>
Subject: BLSP03-R1.pdf

James,

I need a quote and lead time for this pump. Thanks

Oscar Mendoza | Project Manager
W. M. LYLES CO. | Southern Division
42142 Roick Dr. | Temecula, CA 92590
O 951-973-7393 | C 619-565-6064
www.wmlyles.com

TELEDYNE INSTRUMENTS, INC.
Everywhereyoulook™
Federal ID: 95-4888283

Remit to: 12497 Collections Center Drive
Chicago, IL 60693
ABA# 121-000-358
Acct# 12331-07806

Sold To:
WM Lyles
PO Box 4377
Fresno, CA 93744

Invoice

Bill To:
WM Lyles
PO Box 4377
Fresno, CA 93744

RECEIVED
MAY 10 REC'D
By

Ship To:
W. M. Lyles Co.
Oscar Mendoza O 951-973-7393 | C 619-565-6064
715 W 4th Street
BEAUMONT, CA 92223

Sales Order	Customer PO	Customer Reference	Payment Terms	Discount	Customer No	Invoice No
00522998	5511734061		Net 30		0009882	S020465446

Carrier	Tracking Number	Teledyne Contact Information	Invoice Date
UPS Ground	101580099	Smith, Anderson E. 800/228-4373	5/7/2021

Delivery Terms	Named Destination	Packing List	RMA Number
ORIG-S&HAd		00540258	

Line	Item Number	Description	Tax	U/M	Quantity	Unit Price	Amount
	685800001	SMPLR 5800 115V 5800 Refrigerated Sampler (115 VAC, 60 Hz). Includes control panel, refrigeration unit, distributor arm, two pump tubes, instruction manual, and pocket guide. To receive a complete system you must also order a bottle configuration kit and suction line with strainer. ***Includes 2 year limited warranty***		ea	1	6,272.00	6,272.00
	Serial Number(s):	605800005: 221E00157					
	685800015	BTL KIT 24-1L PLST 24-bottle Configuration. Includes 24 polypropylene 1-liter wedge shaped bottles with caps, bottle rack and two discharge tubes.		ea	1	418.00	418.00
	609004379	S/L W/STR 3/8X25 S 3/8 inch ID x 25 ft. long vinyl suction line with standard weighted polypropylene strainer. Includes tubing coupler.		ea	1	126.00	126.00

These items are controlled by the U.S. Government and authorized for export only to the country of ultimate destination for use by the ultimate consignee or end-user(s) herein identified. They may not be resold, transferred, or otherwise disposed of, to any other country or to any person other than the authorized ultimate consignee or end-user(s), either in their original form or after being incorporated into other items, without first obtaining approval from the U.S. government or as otherwise authorized by U.S. law and regulations.

Seller's acceptance of this Order is expressly conditioned upon the Buyer's assent to Seller's Terms and Conditions of Sale as stated in Seller's Offer and found at the applicable Teledyne company internet website listed below. Seller is proceeding with the performance of Buyer's Order strictly on this basis. Teledyne ISCO is an indirect subsidiary of Teledyne Technologies Incorporated. Teledyne Ethics Line 1-877-666-6968.

Continued Next Page

TELEDYNE INSTRUMENTS, INC.
Everywhereyoulook™
Federal ID: 95-4888283

Remit to: 12497 Collections Center Drive
Chicago, IL 60693
ABA# 121-000-358
Acct# 12331-07806

Sold To:
WM Lyles
PO Box 4377
Fresno, CA 93744

Invoice

Bill To:
WM Lyles
PO Box 4377
Fresno, CA 93744

Ship To:
W. M. Lyles Co.
Oscar Mendoza O 951-973-7393 | C 619-565-6064
715 W 4th Street
BEAUMONT, CA 92223

Sales Order	Customer PO	Customer Reference	Payment Terms	Discount	Customer No	Invoice No
00522998	5511734061		Net 30		0009882	S020465446

Carrier	Tracking Number	Teledyne Contact Information	Invoice Date
UPS Ground	101580099	Smith, Anderson E. 800/228-4373	5/7/2021

Delivery Terms	Named Destination	Packing List
ORIG-S&HAd		00540258

Line	Item Number	Description	Tax	U/M	Quantity	Unit Price	Amount
	685800020	5800 CABLE WITH FLY LEADS 5800 refrigerated sampler multipurpose cable with 16 unterminated leads, 10 ft. (3 m). Includes instruction sheet.		ea	1	115.00	115.00
		Shipping & Handling					406.00

These items are controlled by the U.S. Government and authorized for export only to the country of ultimate destination for use by the ultimate consignee or end-user(s) herein identified. They may not be resold, transferred, or otherwise disposed of, to any other country or to any person other than the authorized ultimate consignee or end-user(s), either in their original form or after being incorporated into other items, without first obtaining approval from the U.S. government or as otherwise authorized by U.S. law and regulations.

Seller's acceptance of this Order is expressly conditioned upon the Buyer's assent to Seller's Terms and Conditions of Sale as stated in Seller's Offer and found at the applicable Teledyne company internet website listed below. Seller is proceeding with the performance of Buyer's Order strictly on this basis. Teledyne ISCO is an indirect subsidiary of Teledyne Technologies Incorporated. Teledyne Ethics Line 1-877-666-6968.

Invoice Amount 7,337.00 **USD**

STEMAR EQUIPMENT & SUPPLY CO., INC.
SERVING UNDERGROUND CONSTRUCTION SINCE 1922
353 S. CENTRAL AVENUE, LOS ANGELES, CALIFORNIA 90013
PHONE (213) 625-0185 TOLL FREE (800) 992-0100 • (888) 4STEMAR FAX (213) 625-0826
RENTAL
SALES
SERVICE
www.stemarinc.com

CUSTOMER	JOB LOCATION	***INVOICE***
LYLES, W.M. P.O. BOX 4377 FRESNO CA 93744	715 W 4TH ST. BEAUMONT CA 92223	INVOICE: CON# 43336 INVOICE DATE: 11/19/20 TERMS: NET 30 DAYS

*****INVOICE*****

ACCOUNT #	ORIGINAL TICKET #	SHIPPED VIA		DATE	TIME
112032	Org# 39745-RB5	STEMAR TRUCK	OUT	10/19/20	6:00 AM KBM
PO/JOB #	**ORDERED BY**				
1173	OSCAR		BILL THRU	11/16/20	6:00 AM KBM

*****RENEWAL INVOICE***** DEL:Y P/U:N

QTY	ITEM#	DESCRIPTION	MIN	DAY	WEEK	4 WEEK	EXT AMT	NET AMT
1	2236-0559	12"X24" C BLOCKING PLUG					315.00	315.00
	$105.00/W			15.00	105.00	315.00		
1	2732-0000	SFTYLINE 1/4>25 GAUGE					48.00	48.00
	$16.00/W			2.29	16.00	48.00		
1	2715-0000	LIFTING BRIDLES 2'					0.00	0.00
	.00/W			.00				
1	8412-0000	BREATHING REGULATOR					120.00	120.00
	$10.00/D			10.00	40.00	120.00		
1	8415-0000	CYLINDER 300CU FTFL					160.00	160.00
	$20.00/D			20.00	80.00	160.00		

Rental Note(s) : ***READ INCLUDED SAFETY INSTRUCTIONS***
CALL +1 (800) 992-0100 IMMEDIATELY IF NOT RECEIVED!!!

----- Payments ------

RECEIVED
NOV 23 2020
By

UNLESS OTHERWISE NOTED, YOUR TERMS ARE "NET 30 DAYS"

By signing this contract, I agree that all rental returns are subject to final inspection. Charges for damaged equipment may be billed on a separate invoice.

IF I DO NOT UNDERSTAND OR FORGET THE INSTRUCTIONS I HAVE BEEN GIVEN, OR IF THE EQUIPMENT FAILS I WILL NOT ATTEMPT TO OPERATE OR REPAIR IT. I WILL DISCONTINUE USE AND NOTIFY RENTAL CENTER IMMEDIATELY.

I have read, discussed and understand the terms and conditions of the Agreement and agree to be bound thereto.

SIGNING PERSONALLY AND FOR THE CUSTOMER:

X _____

Print Name: _____

RENT	643.00
SALES	0.00
OTHER	0.00
ENV FEES	12.86
Addl TAX	0.00
SALES TAX	0.00
DEPOSIT	0.00
TOTAL DUE	655.86
AMT BILLED	655.86

19-NOV-20 13:06:19

THIS IS YOUR RENTAL AGREEMENT. READ BOTH SIDES BEFORE SIGNING.

FERGUSON WATERWORKS #1088
1502 COLUMBIA AVE
RIVERSIDE, CA 92507-2014

Phone: 951-674-1323
Fax: 951-674-1084

Deliver To:
From: John Jacoste
Comments:

Item 13.

20:53:01 JUL 13 2021

FERGUSON WATERWORKS #1083
Price Quotation
Phone: 951-674-1323
Fax: 951-674-1084

Bid No: B403020
Bid Date: 07/13/21
Quoted By: XJJ

Cust Phone: 559-487-7926
Terms: NET 10TH PROX

Customer: WM LYLES CO
551173-BEAUMONT WW TRTMT
PO BOX 28130
FRESNO, CA 93729

Ship To: WM LYLES CO
551173-BEAUMONT WW TRTMT
PO BOX 28130
FRESNO, CA 93729

Cust PO#:

Job Name: 55.1173-BEAUMONT WW TRTMT

Item	Description	Quantity	Net Price	UM	Total
DR14BPX	8 C900 DR14 PVC GJ BLUE PIPE	20	34.570	FT	691.40
DR18BPX	8 C900 DR18 PVC GJ BLUE PIPE	20	27.820	FT	556.40
P80BK	2 X 20 FT PVC S80 BE PIPE	20	329.450	C	65.89
GSP44LK	2 SS S40 304L A312 WELD PIPE	20	15.190	FT	303.80
GSP44LP	4 SS S40 304L A312 WELD PIPE	40	44.030	FT	1761.20

Net Total:	$3378.69
Tax:	$282.12
Freight:	$0.00
Total:	$3660.81

Item Code	Description	Notice
P80BK	2 X 20 FT PVC S80 BE PIPE	⚠WARNING: Cancer and Reproductive Harm - www.P65Warnings.ca.gov

Quoted prices are based upon receipt of the total quantity for immediate shipment (48 hours). SHIPMENTS BEYOND 48 HOURS SHALL BE AT THE PRICE IN EFFECT AT TIME OF SHIPMENT UNLESS NOTED OTHERWISE. QUOTES FOR PRODUCTS SHIPPED FOR RESALE ARE NOT FIRM UNLESS NOTED OTHERWISE.

CONTACT YOUR SALES REPRESENTATIVE IMMEDIATELY FOR ASSISTANCE WITH DBE/MBE/WBE/SMALL BUSINESS REQUIREMENTS.

Seller not responsible for delays, lack of product or increase of pricing due to causes beyond our control, and/or based upon Local, State and Federal laws governing type of products that can be sold or put into commerce. This Quote is offered contingent upon the Buyer's acceptance of Seller's terms and conditions, which are incorporated by reference and found either following this document, or on the web at https://www.ferguson.com/content/website-info/terms-of-sale
Govt Buyers: All items are open market unless noted otherwise.

LEAD LAW WARNING: It is illegal to install products that are not "lead free" in accordance with US Federal or other applicable law in potable water systems anticipated for human consumption. Products with *NP in the description are NOT lead free and can only be installed in non-potable applications. Buyer is solely responsible for product selection.
WATER FLOW RATE NOTICE: Lavatory Faucets with flow rates over 0.5 GPM are not allowed for 'public use' in California.

HOW ARE WE DOING? WE WANT YOUR FEEDBACK!
Scan the QR code or use the link below to complete a survey about your bids:
https://survey.medallia.com/?bidsorder&fc=1083&on=25463

Southern Contracting Company
P.O. Box 445 San Marcos, CA 92079-0445
Tel 760-744-0760 Fax 760-744-5475
website: www.southerncontracting.com
email: info@southerncontracting.com

Change Order Request

103801 — Wastewater Treatment Plant Salt Mitigation Upgrade

COR Subject: COR#027 CLAR-039 Effluent Sampler T&M

To
Juan C. Ahumada
W.M. Lyles
42142 Roick Drive
Temecula, CA 92590
951-973-7393

Return To
Dan Alcantar
Southern Contracting Company
760-744-0760x621
619-778-0681
DAlcantar@southerncontracting.com

Contract No:	**55.1173**
COR Number:	**103801-COR#027 Rev1**
COR Revision Number:	**0**
COR Date:	7/28/2021
Work Type:	Price / Do Not Proceed
Other Reference No:	CLAR-039
Days Valid:	**5**

Scope Of Work / Time Extension Request

The work associated with CLAR-039 Effluent Sampling is a change to Southern Contracting Company's scope of work in which a change in Contract Price and Time is to be considered. Accordingly, Southern Contracting Company requests a Contract Change Order in the amount of $21,398.98

Scope of Work is as follows:
- On a Time and Materials Basis we will Provide new instrumentation and effluent sampler as indicated by Charles Reynolds (see TSI materials Breakdown).
Southern Contracting provided support to wire the new equipment.

Exclusions: Installation of inline instrumentation, Set up of network and SCADA updates, programming, concrete, concrete pads, dry pack, digging, backfill, surface restoration, Overtime.

Change in time: 5 days

Southern Contracting reserves all rights to additional costs and time for changes not identified in the documents furnished, and is not responsible for additional costs or time for work which is not part of our contract scope of work, unless stipulated above. Should additional information or clarification be required, please contact me at your convenience.

Summary

Total: **$21,398.98**

Reservation of Rights

This COR does not include any amount for impacts such as interference, disruptions, rescheduling, changes in the sequence of work, delays and/or associated acceleration. We expressly reserve the right to submit our request for any of these items.

Signed By:

Daniel Alcantar
PM

Dated: 7/28/2021

Bid Summary Report

103801 Beaumont Chang Orders **Estimator: Dan Alcantar** **Job #2336**

Job Name: 103801 Beaumont Chang Orders

Contractor:

Estimator: Dan Alcantar

Notes:

Bid Date:

Summary Description	Material			Labor		
	Extended	%	Adjusted	Extended	%	Adjusted
COR#027 Rev1 CLAR-039 Effluent	$0.04	100.00%	$0.04	0.01	100.00%	0.01

Top Sheet

Raw Cost		$18,423.58	Sales per Month	$0.00
Tax		$0.00	Return per Month	$0.00
Raw Cost with Tax		$18,423.58	Price per Square Foot	$0.00
Overhead		$2,763.54	Hours per Square Foot	0.00
Profit		$0.00	Square Feet	0.00
Total Return Amount		$2,763.54	Job Months	0.00
Total Return %		12.91%	Hours per Week	0.00
Price		$21,187.11	Workers per Day	0.00
Bond		$211.87	Total Hours	0.01
Sell Price		**$21,398.98**	Markup Sales Tax (Overhead)	Yes
Adjusted Sell ()		$0.00	Markup Sales Tax (Profit)	Yes
Adjusted Sell Return	0.00 %	$0.00	Use Bond Table	Yes

Labor

Class Description	Percent of Total	Hours Distributed	Hourly Rate	Burden Rate	Burden Percent	Labor Cost
Journeyman	254777.07%	16.00	$99.49	$0.00	0.00%	$1,591.84
General Foreman	31847.13%	2.00	$85.51	$0.00	0.00%	$171.02
Totals	286624.20%	18.00	$97.94	$0.00	0.00%	$1,762.86

Mark Ups

	Total		OVERHEAD %	OVERHEAD Amount		PROFIT %	PROFIT Amount
Materials	$0.04	+	15.00%	$0.04	+	0.00%	$0.04
Labor	$1,762.86	+	15.00%	$2,027.29	+	0.00%	$2,027.29
Supplier Quotes	$16,433.00	+	15.00%	$18,897.95	+	0.00%	$18,897.95
SubContractors	$0.00	+	5.00%	$0.00	+	0.00%	$0.00

Bid Summary Report

103801 Beaumont Chang Orders **Estimator: Dan Alcantar** **Job #2336**

Direct Job Expense	$227.68	+	15.00%	$261.83	+	0.00%	$261.83
Equipment Rental	$0.00	+	15.00%	$0.00	+	0.00%	$0.00
Totals	**$18,423.58**		**15.00%**	**$21,187.11**		**0.00%**	**$21,187.11**

Tax Report

	Taxed Amount	Tax Rate %	Tax Amount
Materials	$0.04	0.00%	$0.00
Labor	$1,762.86	0.00%	$0.00
Supplier Quotes	$0.00	0.00%	$0.00
SubContractors	$0.00	0.00%	$0.00
Direct Job Expense	$0.00	0.00%	$0.00
Equipment Rental	$0.00	0.00%	$0.00
		Total Tax:	$0.00

Supplier Quotes

Name	Supplier	Tax (0.0 %)	Unit Cost	Multiplier	Amount
TSI CO#010 for CLAR#039		No	$16,433.00	1.00	$16,433.00
				Total:	$16,433.00

Direct Job Expense

Name	Supplier	Tax (0.0 %)	Unit Cost	Multiplier	Amount
Truck		No	$28.46	8.00	$227.68
				Total:	$227.68

TSI
Technical Systems Incorporated
2303 196th Street SW
Lynnwood, WA 98036
Tel: (425) 775-5696
Fax: (425) 775-9074
info@tsicontrols.com

Scope Letter: 3 pages

July 22, 2021 Quote Number: CO#10R1

To: Southern Contracting
Attn: Dan Alcantar

Project: Beaumont WWTP Salt Mitigation
Beaumont Wastewater Treatment Plant

Reference: **CLARIFICATION 39 - Added Effluent Analyzer Panel T&M**

Bid Date: N/A Bid Time: N/A

Technical Systems, Inc. (TSI) is pleased to provide a quote for the above referenced project. Material for this project will be shipped FOB Lynnwood WA, complete, ready for field termination by others. TSI's price includes CA sales tax and does not include the cost to bond TSI's portion of the project.

TSI's price for the scope of work detailed on the following pages:

Change Order Proposal Pricing – T&M Up To 7/22/2021: **$16,433.00**

Change Scope as Follows:

- Modify LCP-7472 and Add Instrumentation per CLAR-39 T&M Proposal:
  - Provide Material as indicated by Charles Reynolds, See Attached Itemization
- Replace pH Sensor for LCP-7472

Hours and Task:

Person	Day	Hrs	Comment
Colin	3/18/2021	1	Quoting and correspondence
Colin	3/19/2021	3	Quoting and Ordering, update BOM and CO documentation
Colin	5/24/2021	1	Coordination
Mike Y	6/24/2021	8	Startup
Colin	6/24/2021	1	Startup Support (Order new pH)
Mike Y	7/14/2021	4	Startup
Colin	7/21/2021	2	CO Documentation
Mike Long	7/22/2021	2	CO Management

See Attached Material Sheet.

Terms: Net 30
FOB: Lynnwood WA
Freight: Prepaid

This quote is valid for 90 days.

Please call with any questions you may have concerning pricing or any technical questions.

Sincerely,

Colin Dightman-Kovak

Colin Dightman-Kovak
Technical Systems, Inc.
1-425-678-4116

Scope of Work

Misc Equipment:

Including:

1. Hardware Procurement
2. Required Testing
3. O&M, drawings updates

GENERAL

1. TSI supplies a bill of materials, CAD-based drawings, and Operations and Maintenance Manuals for all equipment furnished by TSI.

2. TSI supplies the required field startup services for this project.

3. Panels fabricated by TSI are UL 508 labeled.

STANDARD INCLUSIONS

We provide the following unless specifically excluded on our bill of material:

1) Equipment shipped FOB factory with freight allowed, tailgate, destination.
2) Field wiring diagrams showing interconnection of field instruments and instrumentation panels.
3) Instruction manuals as required.
4) All necessary field start-up and calibration of the equipment we supply.

STANDARD EXCLUSIONS

We do NOT include the following unless specifically included in our bill of material:

1) Pipe, tubing, valves or fittings between the instrument and the process.
2) Conduit, wire or cable not an integral part of the instrument.
3) Mounting brackets, stanchions, supports or mounting pads not an integral part of the instrument.
4) Labor to install the equipment.
5) The Cost, (if due to local union regulations), to have local craftsman make adjustments or wiring modifications to our equipment during

start-up and calibration.

6) Any material or services not in our quoted sections.
7) This proposal is based on award of a supply purchase order and does not include any of the costs associated with bonding or subcontract administration. If bonding or a subcontract is required they can be provided for additional cost.

SPECIFIC EXCLUSIONS

1) No Specific Exclusions

Beaumont WWTP Salt Mitigation

TSI Project No. 7781

TSI Change Order No.:	**10R1**	Description:	*Added Effluent Turbidity/Conductivity Analyzer Panel*		
Category	**Amount**	**Units**	**Rate**		**Notes**
Project Management - design/fabrication	2	Hours	$170.00/Hr		Management, Design Review
Project Management - programming/commissioning	0	Hours	$170.00/Hr		
Engineering	8	Hours	$170.00/Hr		
Programming	0	Hours	$170.00/Hr		
Field Engineering	12	Hours	$145.00/Hr		
Travel Time (Field Engineering)	4	Hours	$145.00/Hr		
Fabrication	0	Hours	$145.00/Hr		
Engineering Support (O&Ms, submittals)	0	Hours	$95.00/Hr		No Drawings or O&M Supplied
CAD	0	Hours	$95.00/Hr		No Drawings or O&M Supplied
Labor Total	$4,020.00				
Travel Expenses	$200.00				by car. 2 days SU @ 100/day gas/meals
Freight Expenses	$200.23				Est. Freight Costs.
Subcontractors Cost	$0.00				
Materials	$11,026.46				
SUBTOTAL:	$15,446.69				
Bonding @ % of Subtotal:	$0.00	0.00%			*Bond Rate (if applicable)*
Tax:	$986.30	*7.75%*			*Tax Rate (if taxable)*
TOTAL COST:	**$16,433.00**				

Notes:

MATERIAL COST ESTIMATE				
Quantity	Cost	Ext. Cost	Part #	Description
1	$2200.00	$2,200.00	LXZ524.99.A0006	SC4200c Controller LAN Bundle, Includes SC4200c, LAN Adapter, MSM Startup by Hach
1	$1018.40	$1,018.40	D3725E2T	Digital Inductive Conductivity Sensor, Convertible Body Style
1	$445.00	$445.00	9180200	Flow Cell Assembly for 3/4" NPT Sensor
0	$2095.25	$0.00	8573000	CL17sc Colorimetric Total Chlorine Analyzer, IP66, 1/4" OD Inlet polythylene tube, quick disconnect fitting, 1/2" ID Outlet flexible hose, Pressure Regulator Installation Kit, Wall Mount, 12VDC, 400mA max
1	$2522.80	$2,522.80	LXV445.99.53112	TU5300sc Low Range Laser Turbidimeter with Flow Sensor, Automatic Cleaning, RFID, and System Check, EPA Version
1	$1204.60	$1,204.60	LZY907.97.00002	Maintenance Kit for TU5300sc and TU5400sc Laser Turbidimeter, with RFID Sealed Vials
		$0.00		
1	$829.19	$829.19	CSD362412SS	Concept Wall Mount Enclosure, NEMA 4X, 36"L x 24"W x 12"D
1	$53.24	$53.24	CP3624	Enclosure Backpan, Painted Mild Steel, for Enclosure 36"L x 24"W
1	$185.85	$185.85	DAH2001A	Enclosure Heater, 200 W, 120 VAC/1.7 A, Forced Air with Thermostat
1	$124.45	$124.45	105TX	Unmanaged Ethernet Switch, 5-port 10/100 Copper, 10-30VDC Supply
		$0.00		
1	$1,004.70	$1,004.70	DPD1P1	pH Sensor to replace the one needing maintenance
		$0.00		
		$0.00		
		$0.00		
		$0.00		
		$0.00		
		$0.00		
		$0.00		
		$0.00		
		$0.00		
		$0.00		
		$0.00		
		$0.00		
		$0.00		
		$0.00		
		$9,588.23	**Materials Cost Subtotal**	
Inflation percentage:	0%	$0.00	Materials Cost Inflation (for parts to be purchased more than 6-months out)	
		$9,588.23	**Materials Cost + Inflation (if applicable)**	
Markup percentage:	15%	$1,438.23	Markup	
		$11,026.46	**TOTAL Material Cost + Markup**	

TSI Technical Systems Inc.
2303 196th Street SW
Lynnwood, WA 98036
Tel 425.775.5696
Fax 425.775.9074

Service Rates for 2021

The following is a list of hourly rates for Service work that includes Project/Software Engineering, Field Service, and Shop Fabrication and Repair.

Project Engineer/Software Engineer	$170.00 per Hour
Field Engineer/Technician	$145.00 per Hour
Shop Technician/Shop Repair	$ 95.00 per Hour

Services in excess of 10 hours per day, Monday through Friday, will be billed at 1.5 times the hourly rate. Saturdays, Sundays, and all business holidays will be billed at 2 times the hourly rate. Emergency services are billed at a minimum of four (4) hours plus $100.00 which is paid to the on-call technician or engineer. All travel time will be billed, portal to portal, at the hourly rate in effect on the day of travel. For employee personal vehicles, mileage will be billed at the IRS standard mileage rate.

General Terms and Conditions

Services will be billed via invoice, with field service reports, every two (2) weeks. All meal expenses are included in the hourly rate. All other expenses, (hotel, airline, rental car, etc.), will be billed at documented cost plus 10% service charge. All invoices are Net 30 days.

Panel fabrication is F.O.B. Lynnwood, Washington.

All prices are net prices and do not include any State, local or use taxes.

Prices are valid for a period of 60 Days unless specified.

Standard Warranty Policy

Technical Systems Inc. warrants defects in material and workmanship for all systems supplied by ***Technical Systems, Inc***. for a period of one (1) year beginning on the date of shipment. Individual component warranties will be limited to the published warranty for the component purchased and supplied by ***Technical Systems Inc.*** All published warranties provided by the component manufacturers will be assigned, in their entirety, to the end user. No warranties are verbally expressed or implied. Defective materials or workmanship will be repaired or replaced free of charge during the warranty period. Labor, travel and other expenses to repair or replace components at the end user's facility will be billed to the end user in accordance with the above Standard Labor Policy.

Item 13.

DAILY WORK REPORT

SOUTHERN CONTRACTING COMPANY, INC.
P. O. BOX 445 — SAN MARCOS, CALIFORNIA

00552
LICENSE #222252

TO _____ SUPT. OR FOREMAN C. BENISLEK JOB NO. 103801

LOCATION BEAUMONT DAY OF WEEK Tuesday DATE 7-20-2021

DESCRIPTION Rewire instruments at Effluent flow channel CLAR-039

CUSTOMER APPROVAL X _____ TIME SHIFT START 6:00 AM TIME SHIFT STOP 2:30 PM

CLASSIFICATION	EMPLOYEE'S NAME LAST NAME	FIRST NAME	INITIAL	TOTAL HRS.	REG HRS.	RATE		AMOUNT	O.T. HRS.	RATE		AMOUNT	TOTAL LABOR COST
ELEC	BENISLEK	CARL		2		99	49						
ELEC	McKees	ELD		8		85	51						
ELEC	MONSERRAT	CARLOS		8		85	51						

NO.	SIZE	EQUIPMENT	TOTAL HRS.	RATE	S. T. AMOUNT	RATE	S. T. AMOUNT
	F250	Service Truck	8	28	46		

(HEAD OFFICE USE ONLY)

LABOR (INCLUDES PAYROLL TAXES, INSURANCE, AND UNION BENEFITS	
MATERIALS, SUBS, SERVICES & RENTALS	
SUB-TOTAL	
OVERHEAD _____ %	
PROFIT _____ %	
TOTAL _____ %	
EQUIPMENT	
TOTAL	

(HEAD OFFICE USE ONLY)

INVOICE OR DELIVERY TICKET NO.	QTY.	PURCHASES OF MATERIALS, SUBS, SERVICES & RENTALS	AMOUNT

CITY OF BEAUMONT WASTE WATER TREATMENT PLANT
SALT MITIGATION UPGRADE PROJECT

CLARIFICATION 39

To (Construction Manager):	Stantec Attention: Charles Reynolds Phone: 702-497-8024 Email: Charles.w.reynolds@stantec.com
From (Engineer):	Aqua/SKM Engineering Attention: Boris Petkovic Phone: 801-683-3734 Email: boris.petkovic@aquaeng.com
Subject: Effluent Sampling and Instrumentation	**Location: Recycled Water Pump Station**
Reference Documents: Drawing Nos. RWM-1, RWM-4	

CLARIFICATION

Note the following:

The City desires to purchase new instrumentation and effluent sampler. The clarification outlines the required modifications to the Recycled Water Pump Station and provides a list of required instruments. This work also includes the removal and replacement of the sampling pump. Required electrical/controls work is described below:

Power for the new submersible pump will be provided from LP-HW1 through conduits P7471 and P7471A, utilizing the same 2 #10 wires and #10 ground used to power the current metering pump. Conduit P7471A will need to be rerouted to access the new pump location. The submersible pump comes with a plug, so the subcontractor will either need to provide a dedicated outlet near the pump's location (as shown on RWM-1),or remove the plug and hardwire the pump into conduit P7471A (hardwire is preferred). The new sampler will also require power. The original documents on sheet LE-15 are showing the sampler being relocated and a new dedicated outlet for it. We assume this outlet is already installed and a conduit from it over to the new location should be installed and power it through that conduit.

The fiber to copper media converter will need to be replaced by an unmanaged Ethernet switch with a fiber uplink, in order to connect to both the new SC4200 and the SC4200 previously installed. Power will also need to be extended to the new SC4200 transmitter and 4-20mA signals from the transmitter to RIO-HW will be sent via the two spare twisted shielded cables. Connect the two spare control wires to a spare discrete output in RIO-HW to control the effluent sampler.

Prepared By (Name): Boris Petkovic, Aqua Engineering	**Date**: Dec. 17, 2020
Distributed By:	**Date**:

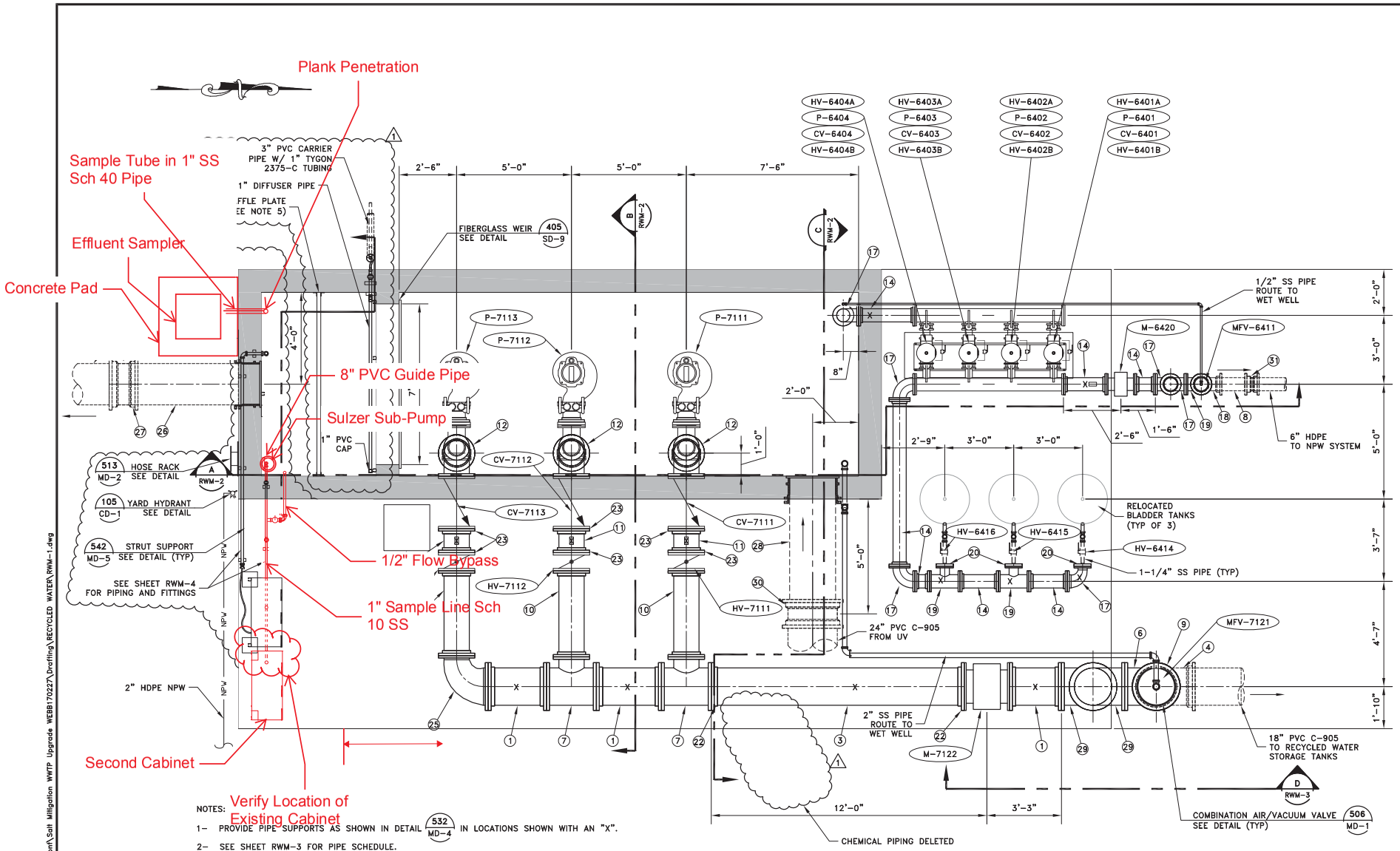

NOTES:

1– PROVIDE PIPE SUPPORTS AS SHOWN IN DETAIL 532 MD-4 IN LOCATIONS SHOWN WITH AN "X".

2– SEE SHEET RWM-3 FOR PIPE SCHEDULE.

3– SEE SCHEDULE SHEETS FOR MECHANICAL, PUMP, AND VALVE SCHEDULES.

4– REFER TO SECTION 098000 FOR COATING REQUIREMENTS.

5– REFER TO SECTION 065310 FOR BAFFLE PLATE REQUIREMENTS.

6– REFER TO SECTION 463344 FOR PERISTALTIC PUMP REQUIREMENTS.

MECHANICAL PLAN

SCALE: 1/2"=1'-0"

0 2 4
Scale In Feet

DRAWING IS TO SCALE IF BAR MEASURES:
1" = FULL SCALE
1/2" = HALF SCALE

NO.	DATE	DESIGN	DRAWN	CHECKED
ORIGINAL				
C	09/05/18	DPS	BDP	JRL
REVISIONS				
1	08/14/19	EIT	BDP	JRL

CITY OF BEAUMONT

SALT MITIGATION WWTP UPGRADE
RECYCLED WATER LIFT STATION
MECHANICAL PLAN

THIS DRAWING IS PROPERTY OF AQUA ENGINEERING INC. AND IS TRANSMITTED IN CONFIDENCE NEITHER RECIPIT NOR POSSESSION CONFERS OR TRANSFERS ANY RIGHTS TO REPRODUCE, USE, OR DISCLOSE, IN WHOLE OR IN PART, DATA CONTAINED HEREIN FOR ANY PURPOSE WITHOUT THE WRITTEN PERMISSION OF AQUA ENGINEERING INC. © COPYRIGHTED 2018 BOUNTIFUL, UTAH

AQUA ENGINEERING
533 W. 2600 S., SUITE 275, BOUNTIFUL, UT 84010
PHONE: (801) 299-1327 FAX (801) 298-0153

ALBERT A. WEBB ASSOCIATES
CIVIL ENGINEERS
ENGINEERING CONSULTANTS
3788 McCRAY STREET
RIVERSIDE, CA 92506
PHONE (951) 686-1070
FAX (951) 788-1256

SHEET
RWM-1

DS 08/23/2019 X:\Beaumont\Salt Mitigation WWTP Upgrade WEBB170227\Drafting\RECYCLED WATER\RWM-1.dwg

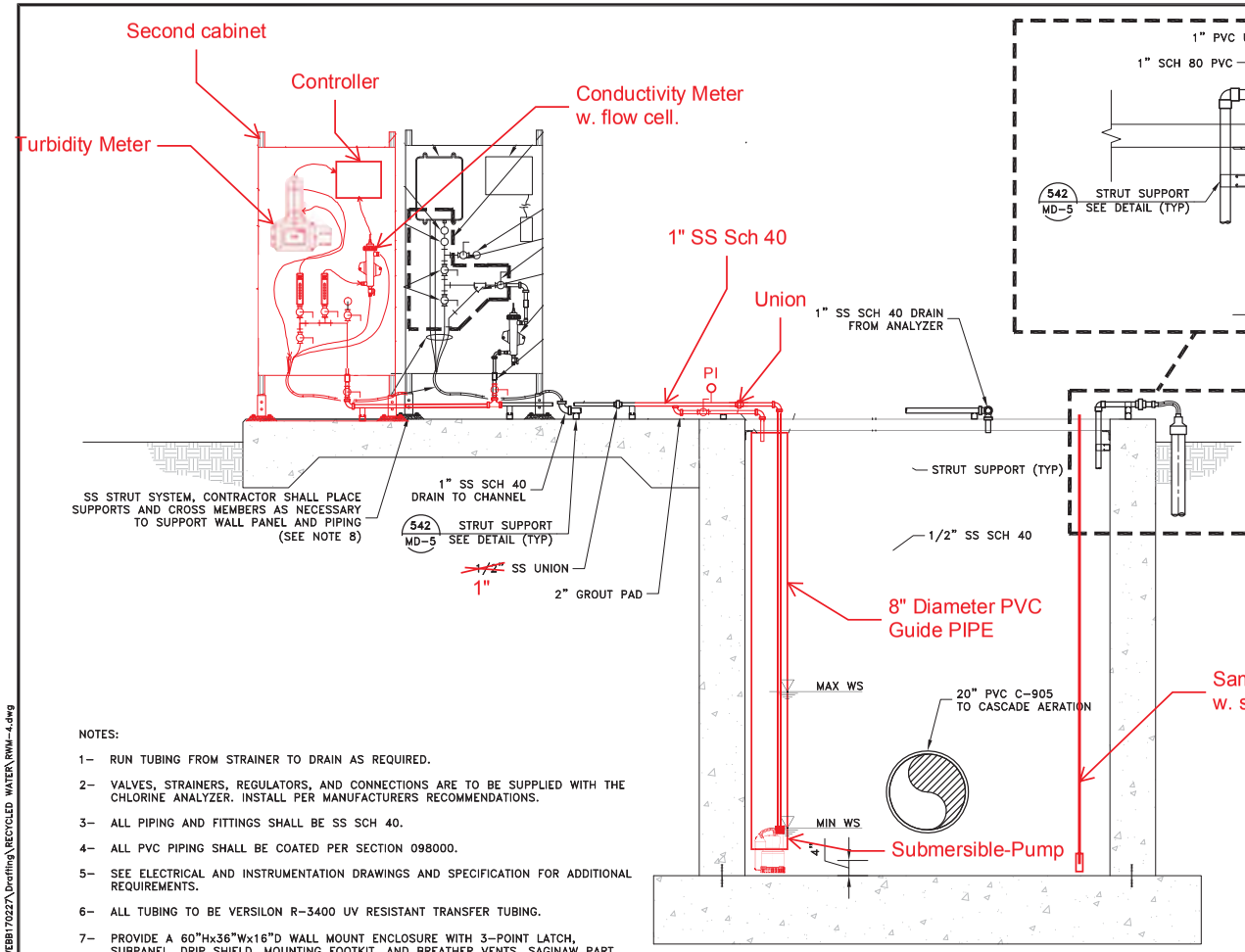

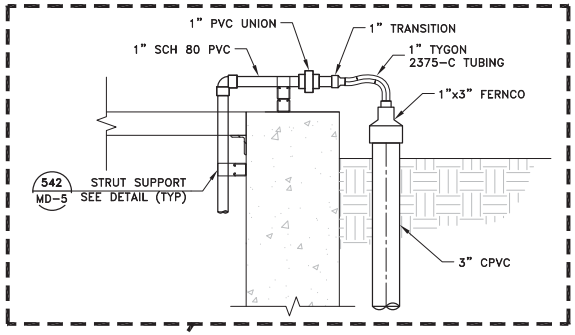

SECTION E RWM-1
SCALE: 3/4"=1'-0"
0 1 2
Scale In Feet

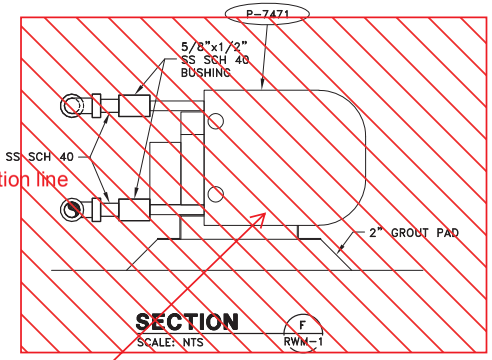

SECTION F RWM-1
SCALE: NTS

NOTES:

1- RUN TUBING FROM STRAINER TO DRAIN AS REQUIRED.

2- VALVES, STRAINERS, REGULATORS, AND CONNECTIONS ARE TO BE SUPPLIED WITH THE CHLORINE ANALYZER. INSTALL PER MANUFACTURERS RECOMMENDATIONS.

3- ALL PIPING AND FITTINGS SHALL BE SS SCH 40.

4- ALL PVC PIPING SHALL BE COATED PER SECTION 098000.

5- SEE ELECTRICAL AND INSTRUMENTATION DRAWINGS AND SPECIFICATION FOR ADDITIONAL REQUIREMENTS.

6- ALL TUBING TO BE VERSILON R-3400 UV RESISTANT TRANSFER TUBING.

7- PROVIDE A 60"Hx36"Wx16"D WALL MOUNT ENCLOSURE WITH 3-POINT LATCH, SUBPANEL, DRIP SHIELD, MOUNTING FOOTKIT, AND BREATHER VENTS. SAGINAW PART NUMBERS SCE-60EL3616LPPL, SCE-60P36, SCEDS36N4, SCE-ELMFK4 AND SCE-BVK OR EQUAL.

8- DESIGN OF CABINET SUPPORTS SHALL BE A DEFERRED SUBMITTAL AND SHALL BE THE RESPONSIBILITY OF THE CONTRACTOR.

9- CABINET SUPPORTS SHALL BE DESIGNED IN ACCORDANCE WITH THE FOLLOWING SECTIONS:
051200 (STRUCTURAL STEEL)
055000 (METAL FABRICATIONS)

10- CABINET SUPPORTS SHALL BE IN ACCORDANCE WITH OSHA AND SHALL BE PREPARED, STAMPED, AND SEALED BY A REGISTERED PROFESSIONAL ENGINEER IN THE STATE OF CALIFORNIA.

11- THE CONTRACTOR SHALL SUBMIT SHOP DRAWINGS FROM METAL FABRICATOR FOR ALL MISCELLANEOUS METAL, SUPPORTS, ETC.

12- ALL CABINET SUPPORTS SHALL BE STAINLESS STEEL.

13- ALL HARDWARE AND CONCRETE ANCHORS SHALL BE 316 STAINLESS STEEL.

DRAWING IS TO SCALE IF BAR MEASURES:
1" = FULL SCALE
1/2" = HALF SCALE
0 1/2 1

THIS DRAWING IS PROPERTY OF AQUA ENGINEERING INC. AND IS TRANSMITTED IN CONFIDENCE NEITHER RECEIPT NOR POSSESSION CONFERS OR TRANSFERS ANY RIGHTS TO REPRODUCE, USE, OR DISCLOSE, IN WHOLE OR IN PART, DATA CONTAINED HEREIN FOR ANY PURPOSE WITHOUT THE WRITTEN PERMISSION OF AQUA ENGINEERING INC. © COPYRIGHTED 2016 BOUNTIFUL, UTAH

NO.	DATE	DESIGN	DRAWN	CHECKED
ORIGINAL				
C	08/14/19	EIT	BDP	JRL
REVISIONS				

CITY OF BEAUMONT

SALT MITIGATION WWTP UPGRADE
RECYCLED WATER LIFT STATION
MECHANICAL SECTION

AQUA ENGINEERING
533 W. 2600 S. SUITE 275, BOUNTIFUL, UT 84010
PHONE: (801) 299-1327 FAX (801) 299-0153

ALBERT A. WEBB ASSOCIATES
CIVIL ENGINEERS
ENGINEERING CONSULTANTS
3788 McCRAY STREET
RIVERSIDE, CA 92506
PHONE: (951) 686-1070
FAX: (951) 788-1256

SHEET
RWM-4

DS 08/23/2019 X:\Beaumont\Salt Mitigation WWTP Upgrade WEBB170227\Drafting\RECYCLED WATER\RWM-4.dwg

Item 13.

5800
Refrigerated Sampler

The 5800 Refrigerated Sampler is Teledyne ISCO's answer to the rigorous demands of water monitoring, with user-friendly controls and task accommodating features. Along with easy control and on-site programmability, it also has a unique slide-out bottle rack to easily access sample containers.

The only choice for stationary sampling in both municipal and industrial wastewater applications.

The controller actively regulates and displays the sample compartment temperature and logs a 24-hour summary to confirm proper sample cooling. The temperature record is downloadable using a basic utility program, such as Tera Term, or data can be viewed on the unit display.

The 5800 Sampler follows the Teledyne ISCO standard for weather and corrosion resistance. The tough, double-wall LLDPE cabinet protects against exposure in harsh environments. The well-insulated cabinet promotes temperature stability. Samples remain cool in hot and humid conditions, and a built in heater prevents freezing in cold conditions.

Electro- and powder-coating protects the stainless steel components of the refrigeration system, ensuring long life and reliability in corrosive treatment plant conditions.

The 5800 Sampler uses proven peristaltic pump technology to deliver samples at the EPA-recommended line velocity of at least 2 ft/s (0.6 m/s), and at head heights up to 25 feet (7.6 m). Sample volume accuracy is assured by the pump revolution counter and Teledyne ISCO's liquid detection system.

Applications:

- Wastewater treatment plants
- Industrial pretreatment
- Influent and effluent sampling

Standard Features:

- Composite or sequential sampling
- Operating range of -20 to 120 °F (-29 to 49 °C), without additional heaters
- Four digital alarm outputs
- 4-20 mA and DC pulse flowmeter input
- Powerful compressor delivers energy-efficient, high-performance cooling
- Four stored programs
- Lifting handles for easy installation

The 5800 sampler offers different glass and plastic bottle configurations to meet various sampling programs.

5800 Refrigerated Sampler

Size (HxWxD):	52 x 29 x 33 in (132 x 74 x 84 cm)
Weight (empty) :	195 lb (88.5 kg)
Refrigerator Body:	Linear low-density polyethylene
Power Requirements:	115VAC, 60 Hz, or 230 VAC, 50 Hz
Operational Temperature:	-20 ° to 120 °F (-29 ° to 49 °C) The display response time may be longer at temperatures below 0 °F

Pump

Intake Suction Tubing	
-Length:	3 to 99 ft (0.9 to 30 m)
-Material:	Vinyl or FEP-lined PE
-Inside Diameter:	3/8 in (9 mm)
Pump Tubing Life:	Typically 1,000,000 pump counts
Maximum Suction Lift:	28 ft (8.5 m)
Typical Repeatability:	±5 ml or ±5% of the average volume in a set, whichever is greater, at lifts up to 25 ft
Typical Accuracy at Lifts Up to 25 ft:	±10 ml or ±10% of programmed value, whichever is greater
Typical Line Velocity at Head Height:	3 ft (0.9 m) head height: 3.0 ft/s (0.9 m/s) 10 ft (3 m) head height: 2.9 ft/s (0.88 m/s) 15 ft (4.6 m) head height: 2.7 ft/s (0.82 m/s)
Liquid Presence Detector:	Non-wetted, non-conductive sensor detects when liquid sample reaches the pump to automatically compensate for changes in head heights

Controller

Enclosure Rating:	NEMA 4X, 6 (IP67)
Program Memory:	Non-volatile ROM
Flow Meter Signal Inputs:	5 to 15 volt DC pulse or 25 ms isolated contact closure for Teledyne ISCO flow meters. 4–20 mA input or non-Teledyne ISCO flow meters
Digital Alarms:	4 programmable outputs; 5V, 100 mA
Number of Composite Samples:	Programmable from 1 to 999 samples

Software

Sample Frequency:	1 minute to 99 hours 59 minutes, in 1-minute increments 1 to 9,999 flow pulses
Sampling Modes:	Constant time – constant volume, constant time – variable volume, variable time – constant volume, (flow modes are controlled by external flow meter signal)
Programmable Sample Volumes:	10 to 9,990 ml in 1 ml increments
Sample Retries:	If no sample is detected, up to 3 attempts; user selectable
Rinse Cycles:	Automatic rinsing of suction line up to 3 rinses for each sample collection
Controller Diagnostics:	Tests for RAM, ROM, pump, display, and electrical components

Ordering Information

5800 Refrigerated Sampler
Suction line, strainer, and bottle configuration not included; order separately.

115V/60Hz 68-5800-001

230V/50Hz 68-5800-002

230V/50Hz w/ Chinese Display 68-5800-003

Bottle Configurations

Twenty-four 1-liter PP bottles 68-5800-015

Twenty-four 350-ml glass bottles 68-5800-016

Four 10-liter round PE bottles 68-5800-005

Four 10-liter round glass bottles 68-5800-006

Four 20-liter square PE bottles 68-5800-019

Two 10-liter round PE bottles 68-5800-007

Two 10-liter round glass bottles 68-5800-008

One 20-liter round PE bottle 68-5800-011

One 20-liter round glass bottle 68-5800-012

One 10-liter round PE bottle 68-5800-009

One 10-liter round glass bottle 68-5800-010

Twenty-four 1-liter ProPak bottles 68-5800-017

One 10-liter ProPak bottle 68-5800-018

Teledyne ISCO
P.O. Box 82531, Lincoln, Nebraska, 68501 USA
Toll-free: (800) 228-4373 • Phone: (402) 464-0231 • Fax: (402) 465-3091

teledyneisco.com

TELEDYNE ISCO
Everywhereyoulook™

Teledyne ISCO is continually improving its products and reserves the right to change product specifications, replacement parts, schematics, and instructions without notice.

L-1149 Rev 2.0
9/18

Item 13.

3700 Series
Inductive Conductivity Sensors

Applications

- Drinking Water
- Wastewater
- Clean Water
- Industrial Water
- Metal and Mining
- Chemical
- Food and Beverage
- Pulp & Paper
- Surface Water
- Steam Systems

PT#D3725E2T

Service Protected

Wide Measuring Range

Hach's Inductive Conductivity Sensors measure from 200 up to 2,000,000 microSiemens/cm. A built-in PT1000 resistance temperature detector (RTD) compensates the measured conductivity for changes in process temperature.

Low Maintenance Design

The inductive sensor design eliminates polarization and electrode coating problems that commonly affect conventional contacting electrode-type conductivity sensors.

Versatile Mounting Styles

Sensors can be installed using a choice of four mounting styles - immersion, insertion, union, and sanitary.

Withstands Harsh Environments

The inductive sensor is available in sanitary (CIP) flange style and convertible styles in PFA, polypropylene, PEEK, and PVDF material. Selected sensors can withstand high pressures and temperatures.

Full-Featured "Plug and Play" with Digital SC Controllers

There are no complicated wiring or set up procedures with any Hach SC controller. Just plug in any combination of Hach digital sensors and it's ready to use - it's "plug and play."

One or multiple sensors - the SC controller family allows you to receive data from up to eight Hach digital sensors in any combination using a single controller.

Communications - multiple alarm/control schemes are available using the relays and PID control outputs. Available communications include analog 4-20 mA, digital Modbus (RS485 and RS232) or Profibus DP protocols. (Other digital protocols are available. Contact your Hach representative for details.)

Technical Data*

Range	200 - 2,000,000 microSiemens/cm
Operating Temperature Range	-10 - 200 °C (14 - 392 °F); limited by sensor body material and mounting hardware.
Flow Rate	3 m (10 ft.) per second, maximum
Temperature Sensor	PT1000 RTD
Sensor Cable	Polypropylene and PVDF Sensors: 5 conductor (plus two isolated shields) cable with XLPE (cross-linked polyethylene) jacket; rated to 150 °C (302 ºF); 6 m (20 ft.) long PEEK and PFA Sensors: 5 conductor (plus two isolated shields) cable with PFA-coated jacket; rated to 200 °C (392 °F); 6 m (20 ft.) long
Wetted Materials	Polypropylene, PVDF, PEEK or PFA
Pressure/ Temperature Limits	Polypropylene: 6.9 bar at 100 °C (100 psi at 212 °F) PVDF: 6.9 bar at 120 °C (100 psi at 248 °F) PEEK and PFA: 13.8 bar at 200 °C (200 psi at 392 °C) Maximum pressure is dependent on mounting hardware.

**Subject to change without notice.*

In no event will the manufacturer be liable for direct, indirect, special, incidental or consequential damages resulting from any defect or omission in this manual. The manufacturer reserves the right to make changes in this manual and the products it describes at any time, without notice or obligation. Revised editions are found on the manufacturer's website.

Principle of Operation

Inductive conductivity sensors induce a low current in a closed loop of solution, then measure the magnitude of this current to determine the solution's conductivity. The conductivity analyzer drives Toroid A, inducing an alternating current in the solution. This current signal flows in a closed loop through the sensor bore and surrounding solution. Toroid B senses the magnitude of the induced current which is proportional to the conductance of the solution. The analyzer processes this signal and displays the corresponding reading.

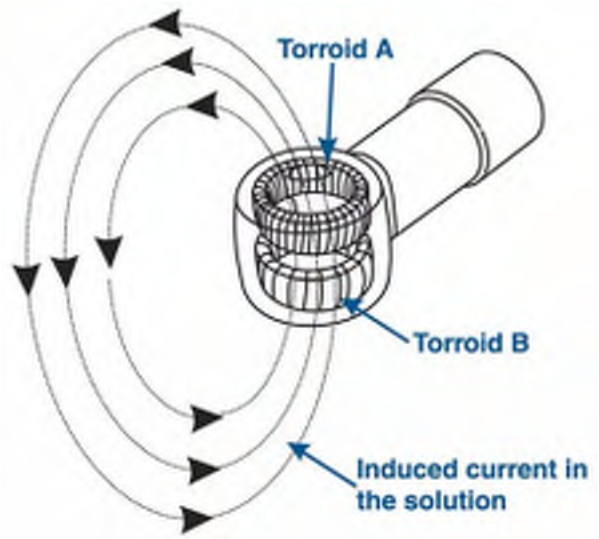

Item 13.

Dimensions

In inches (in.).

Sanitary Style

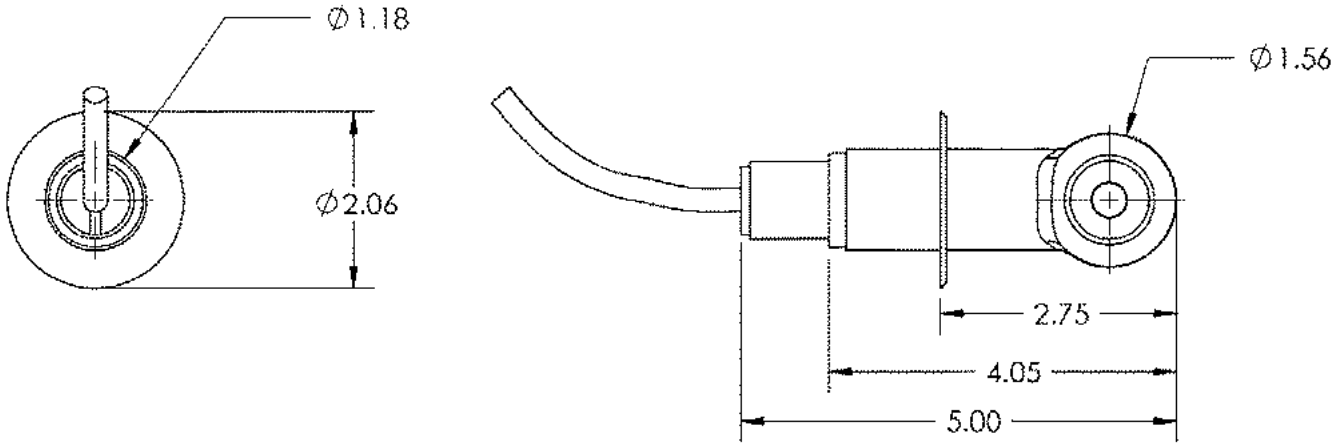

Convertible Style

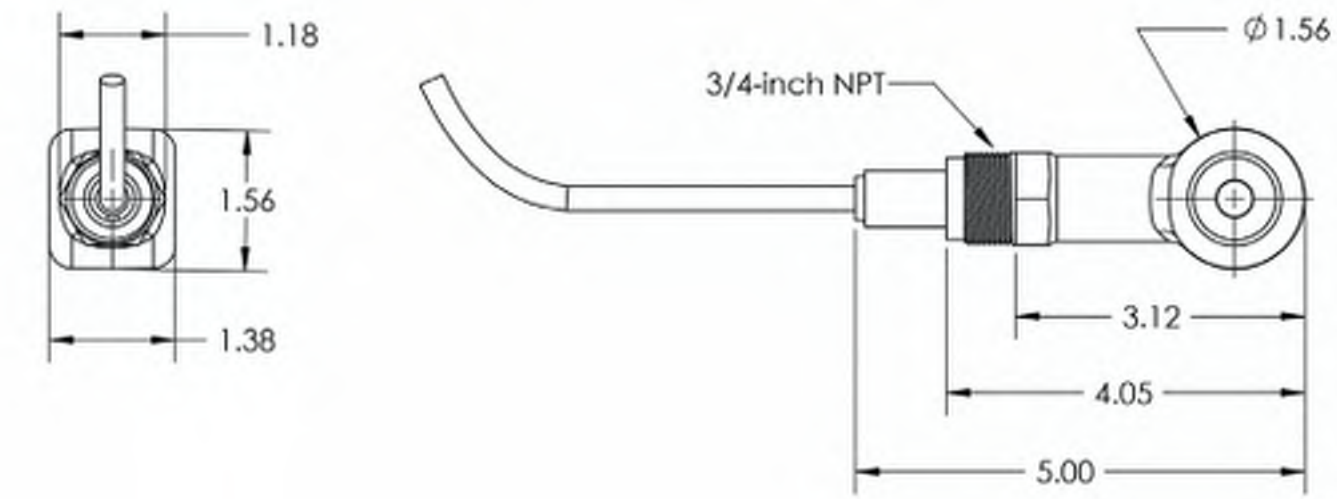

Common Applications

Industry	Application	Recommended Sensor Style (and Material)
Metals Finishing and Mining	Plating bath monitoring	Convertible (Polypropylene)
	Alkaline/caustic wash	Convertible (Polypropylene)
	Rinse water	Convertible (Polypropylene)
	Pickling processes	Convertible (PVDF)
	Metals recovery	Convertible (PEEK)
	Copper floatation	Convertible (PEEK)
	Scrubbers	Convertible (Polypropylene)
Chemicals and Refining	Acid production	Convertible (PFA)
	Caustic production	Convertible (PFA)
	Phosphates	Convertible (PFA)
	Fertilizers	Convertible (PFA)
	Detergents	Convertible (PFA)
	Glycerin	Convertible (PVDF)
	Moisture detection	Convertible (PVDF or PFA)
	Scrubbers	Convertible (PVDF)
	Wastewater	Convertible (PVDF)
	Oil well drilling mud	Convertible (PEEK)
	Leak detection	Convertible (PEEK)
	Alkylation	Convertible (PFA)
	Spill detection	Convertible (PEEK)
Food and Beverage	Brine concentration	Convertible (Polypropylene)
	Desalting	Convertible (Polypropylene)
	Cheese production	Sanitary (PFA)
	Caustic peeling	Convertible (PFA)
	Pickle making	Sanitary (Polypropylene)
	CIP applications	Sanitary (PFA)
	Rinse water control	Convertible (Polypropylene)
	Sugar carbonation	Convertible (PFA)
Pulp and Paper	White, black and green liquor	Convertible (PEEK)
	Stock washing	Convertible (PEEK)
	Wash and cooking liquor control	Convertible (PEEK)
	Scrubbers	Convertible (PEEK)
	Spill detection	Convertible (PEEK)
Textile Manufacturing	Rinse water	Convertible (Polypropylene)
	Dye baths	Convertible (Polypropylene)
	Bleaching	Convertible (Polypropylene)
	Mercerizing	Convertible (Polypropylene)
	Acid washing	Convertible (Polypropylene)
	Carbonizing and scouring baths	Convertible (Polypropylene)
Natural Waters, Lakes, Streams, and Sea Water	Water pollution monitoring	Convertible (Polypropylene)
	Salt intrusion	Convertible (Polypropylene)
	Salinity	Convertible (Polypropylene)
Clean Water Treatment	Ion exchange regeneration	Convertible (Polypropylene)
	Reverse osmosis concentrate monitoring	Convertible (Polypropylene)
	Softener regeneration	Convertible (Polypropylene)
	Acid/caustic concentration control	Convertible (PVDF)
Wastewater Treatment	Acid/caustic concentration control	Convertible (PEEK)
	Spill detection	Convertible (PEEK)
Steam Generation	Boiler blowdown	Convertible (Polypropylene)
	Flue gas scrubbers	Convertible (Polypropylene)

Item 13.

Order Information

3700sc Digital Inductive Conductivity Sensors & Accessories

All digital inductive sensors come complete with standard sensor cable (6 m/20 ft.), digital gateway, and digital extension cable (1 m/3.3 ft.).

D3705E2T	Digital Inductive Conductivity Sensor, Sanitary Body Style, Polypropylene Body Material
D3706E2T	Digital Inductive Conductivity Sensor, Sanitary Body Style, PVDF Body Material
D3708E2T	Digital Inductive Conductivity Sensor, Sanitary Body Style, PFA Body Material
D3725E2T	Digital Inductive Conductivity Sensor, Convertible Body Style, Polypropylene Body Material
D3726E2T	Digital Inductive Conductivity Sensor, Convertible Body Style, PVDF Body Material
D3727E2T	Digital Inductive Conductivity Sensor, Convertible Body Style, PEEK Body Material
D3728E2T	Digital Inductive Conductivity Sensor, Convertible Body Style, PFA Body Material
6120800	Use the Digital Gateway to connect analog Hach 3700 inductive conductivity sensors to a Hach digital controller.
6122400	Digital Extension Cable, 1 m (3.3 ft.)
5796000	Digital Extension Cable, 7.7 m (25 ft.)
5796100	Digital Extension Cable, 15 m (50 ft.)
5796200	Digital Extension Cable, 31 m (100 ft.)
5867000	Digital Termination Box

3700 Analog Inductive Conductivity Sensors & Accessories

All analog sensors come complete with standard sensor cable (6 m/20 ft.).

3705E2T	Analog Inductive Conductivity Sensor, Sanitary Body Style, Polypropylene Body Material
3706E2T	Analog Inductive Conductivity Sensor, Sanitary Body Style, PVDF Body Material
3708E2T	Analog Inductive Conductivity Sensor, Sanitary Body Style, PFA Body Material
3725E2T	Analog Inductive Conductivity Sensor, Convertible Body Style, Polypropylene Body Material
3726E2T	Analog Inductive Conductivity Sensor, Convertible Body Style, PVDF Body Material
3727E2T	Analog Inductive Conductivity Sensor, Convertible Body Style, PEEK Body Material
3728E2T	Analog Inductive Conductivity Sensor, Convertible Body Style, PFA Body Material
1W1100	Analog Interconnect Cable, order per foot
60A2053	Junction Box, Surface-mount, aluminum (includes mounting hardware)
60A9944	Junction Box, Pipe-mount, PVC (for 1/2-inch diameter pipe, includes mounting hardware)
60G2052	Junction Box, Pipe-mount, PVC (for 1-inch diameter pipe, includes mounting hardware)
76A4010-001	Junction Box, NEMA 4X (no mounting hardware included)

Choice of body styles:

Sanitary (CIP) - 2-inch flange, special cap, and EPDM compound gasket. Conforms to provisions of 3-A Sanitary Standards.

Convertible - 2-inch NPT, designed for tee, other flow through, insertion, and pipe mountings for immersion.

Item 13.

Order Information

Conductivity Reference Solutions

25M3A2000-X 100 / 200 / 400 / 500 / 600 / 1000 µS/cm, 1 L each

25M3A2050-X 1000 / 1500 / 2000 µS/cm, 1 L each

25M3A2100-X 2000 / 2500 / 3000 / 5000 / 10,000 / 50,000 / 100K / 150K µS/cm, 1 L each

25M3A2200-X 200K / 300K µS/cm, 1 L each

25M3A2300-X 300K / 350K / 450K / 500K µS/cm, 1 L each

The conductivity reference solutions are available in different concentrations, see listed values per main number.
To get the fully appropriate order number please replace the "X" with the according µS/cm concentration value from the list.

Mounting Hardware

MH018S8SZ Sanitary Mount, 316 SS
Includes 316 SS sanitary 2-inch tee, heavy-duty clamp, special cap, and EPDM compound gasket.

MH518N3NZ Union Mount, 316 SS

Union Mount, CPVC

MH568N3NZ Union Mount, PVDF
Includes adapter and a 2-inch pipe tee. Union adapters are used with convertible style sensors that are to be union or flange mounted into a standard 2-inch NPT pipe tee or insertion mounted into a 2-inch ball valve assembly.

MH432G Immersion Mount, CPVC Pipe
Includes ½-inch diameter x 4-foot pipe, ½- x ¾-inch NPT coupling, and plastic pipe-mount junction box with terminal strip.

MH138M9NZ Insertion Mount, CPVC

MH118M9NZ Insertion Mount, 316 SS
Includes 2-inch NPT insertion assembly with ball valve.

9180200: Hach Flow Cell for ¾ in. NPT sensors

Service Protected

With Hach Service, you have a global partner who understands your needs and cares about delivering timely, high-quality service you can trust. Our Service Team brings unique expertise to help you maximise instrument uptime, ensure data integrity, maintain operational stability, and reduce compliance risk.

DOC053.53.35303.Oct19

Hach World Headquarters: Loveland, Colorado USA
United States: 800-227-4224 tel 970-669-2932 fax orders@hach.com
Outside United States: 970-669-3050 tel 970-461-3939 fax int@hach.com
hach.com

Printed in U.S.A.
©Hach Company, 2019. All rights reserved.
In the interest of improving and updating its equipment, Hach Company reserves the right to alter specifications to equipment at any time.

HACH® Be Right™

TU5 Series Turbidimeters

Applications
- Drinking Water
- Power
- Beverage
- Pharmaceutical

Service Protected

The next standard in the evolution of turbidity

Only the new TU5 Series Lab & Process Turbidimeters with 360° x 90° Detection™ deliver unprecedented confidence that a change in your reading is a change in your water.

Groundbreaking 360° x 90° Detection™ Technology

The TU5 Series employs a patented optical design that sees more of your sample than any other turbidimeter, delivering the best low level precision and sensitivity while minimizing variability from test to test.

Matching lab and online results

For the first time you will be able to remove the uncertainty of which measurement to trust, thanks to identical 360° x 90° Detection™ Technology in both instruments.

Everything about turbidity – faster

The TU5 Series dramatically reduces the time needed to get a turbidity measurement you can rely on, with 98% less online sample surface area to clean, sealed vials for calibration, and the elimination of the need for indexing and silicone oil in the lab. Not to mention, a smaller online sample volume means you will detect events almost immediately.

No surprises

Prognosys™ monitors your TU5 Series online instrument, proactively alerting you to maintenance needs before your measurement becomes questionable. And a Hach Service Agreement protects your investment and helps ensure that you stay in compliance and on budget.

USEPA and ISO 7027 reporting: The TU5 Series Turbidimeters apply the instrument design and meet performance criteria established by EPA Approved Hach Method 10258 and ISO 7027-1:2016, making them suitable for regulatory reporting.

Item 13.

Technical Data*

TU5200

Light Source	Class 2 laser product, with embedded 650 nm (EPA 0.43 mW) or Class 1 laser product, with embedded 850 nm (ISO), max. 0.55 mW (complies with IEC/EN 60825-1 and to 21 CFR 1040.10 in accordance with Laser Notice No. 50)
Range	EPA: 0 - 700 NTU / FNU / TE/F / FTU 0 - 100 mg/L 0 - 175 EBC ISO: 0 - 1000 NTU / FNU / TE/F / FTU 0 - 100 mg/L 0 - 250 EBC
Accuracy	±2 % plus 0.01 NTU from 0 - 40 NTU; ±10 % of reading from 40 - 1000 NTU based on Formazin primary standard (at 25 °C)
Resolution	0.0001 NTU / FNU / TE/F / FTU / EBC / mg/L
Repeatability	<40 NTU: Better than 1% of reading or ±0.002 NTU on Formazin at 25 °C, whichever is greater >40 NTU: Better than 3.5% of reading on Formazin at 25 °C
Stray Light	<10 mNTU
Units	NTU, FNU, TE/F, FTU, EBC; mg/L if calibrated with Degrees calibration curve
Operating Temperature Range	10 - 40 °C (50 - 104 °F)
Operating Humidity	80% at 30 °C (non condensing)
Sample Temperature	4 - 70 °C (39 - 158 °F)
Storage Conditions	-30 - 60 °C (-22 - 140 °F)
Power Requirements (Voltage)	100 - 240 VAC
Power Requirements (Hz)	50/60 Hz
Certifications	CE compliant US FDA accession number: 1420493-000 EPA version, 1420492-000 ISO version Complies with IEC/EN 60825-1 and to 21 CFR 1040.10 in accordance with Laser Notice No. 50) Australian ACMA Marking
Dimensions (H x W x D)	195 mm x 409 mm x 278 mm
Weight	2.4 kg (5.29 lbs.)
Warranty	1 year

TU5300sc / TU5400sc

Light Source	Class 2 laser product, with embedded 650 nm (EPA 0.43 mW) or Class 1 laser product, with embedded 850 nm (ISO), max. 0.55 mW (complies with IEC/EN 60825-1 and to 21 CFR 1040.10 in accordance with Laser Notice No. 50)
Range	EPA: 0 - 700 NTU / FNU / TE/F / FTU 0 - 100 mg/L 0 - 175 EBC ISO: 0 - 1000 NTU / FNU / TE/F / FTU 0 - 100 mg/L 0 - 250 EBC
Accuracy	±2% or 0.01 NTU from 0 - 40 NTU ±10% of reading from 40 - 1000 NTU based on Formazin primary standard
Resolution	0.0001 NTU / FNU / TE/F / FTU / EBC
Repeatability	Better than 1% of reading or ±0.002 NTU (TU5300) or ±0.0006 NTU (TU5400) on Formazin at 25 °C (77 °F), whichever is greater
Stray Light	<10 mNTU
Units	NTU, FNU, TE/F, FTU, EBC
Signal Average Time	TU5300sc: 30 - 90 seconds TU5400sc: 1 - 90 seconds
Response Time	TU5300sc: T90 <45 seconds at 100 mL/min TU5400sc: T90 <30 seconds at 100 mL/min
Sample Temperature	2 - 60 °C (35 - 140 °F)
Sample Pressure	6 bar (87 psi) maximum, compared to air at sample temperature range from 2 - 40 °C (35.6 - 104 °F)
Sample Flow Rate	100 - 1000 mL/min; optimal flow rate: 200 - 500 mL/min
Operating Temperature Range	0 - 50 °C (32 - 122 °F)
Operating Humidity	Relative humidity: 5 - 95% at different temperatures, non-condensing
Storage Conditions	-40 - 60 °C (-40 - 140 °F)
Enclosure Rating	Electronic compartment IP55; all other functional units IP65 with process head/ACM attached to the TU5300sc/TU5400sc instrument
Certifications	CE compliant US FDA accession number: 1420493-000 EPA version, 1420492-000 ISO version Australian ACMA Marking
Dimensions (H x W x D)	249 mm x 268 mm x 190 mm
Weight	5.95 lbs. (2.7 kg); 11 lbs. (5.0 kg) with all accessories
Warranty	1 year

*Subject to change without notice.

Item 13.

Principle of Operation

The TU5 Series turbidimeters measure turbidity by directing a laser into a sample to scatter off suspended particles. The light that is scattered at a 90° angle from the incident beam is reflected through a conical mirror in a 360° ring around the sample before it is captured by a detector.

The amount of light scattered is proportional to the turbidity of the sample. If the turbidity of the sample is negligible, little light will be scattered and detected by the photocell and the turbidity reading will be low. High turbidity, on the other hand, will cause a high level of light scattering and result in a high reading.

The 360° x 90° optics of the TU5 series were optimized for high accuracy at low turbidity ranges and therefore the TU5 does not include ratio technology. Ratio technology is only applicable for high turbidity applications which have interference from color and large particles.

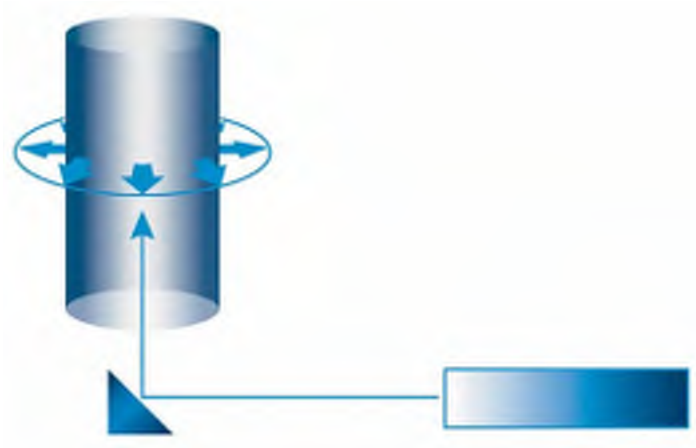

Dimensions

TU5300sc and TU5400sc front view

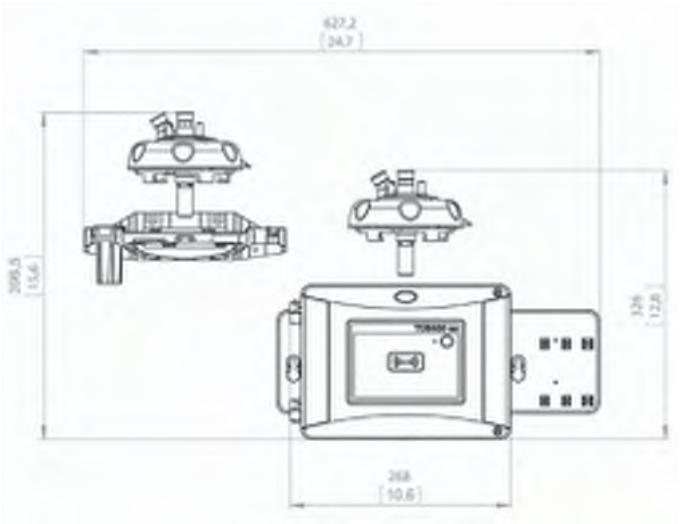

TU5300sc and TU5400sc rear view

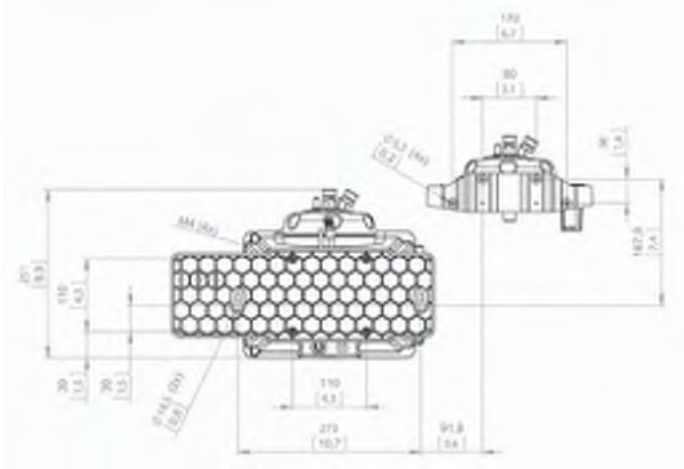

TU5300sc and TU5400sc top view

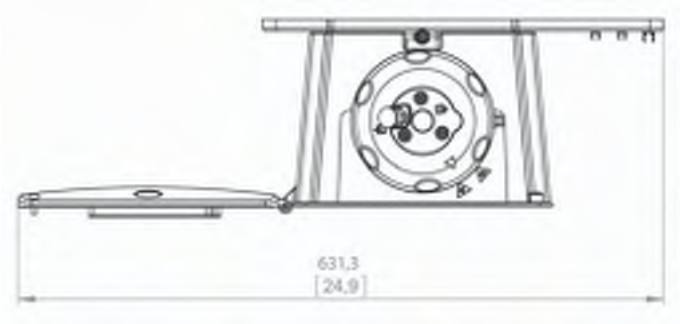

TU5300sc and TU5400sc with automatic cleaning module

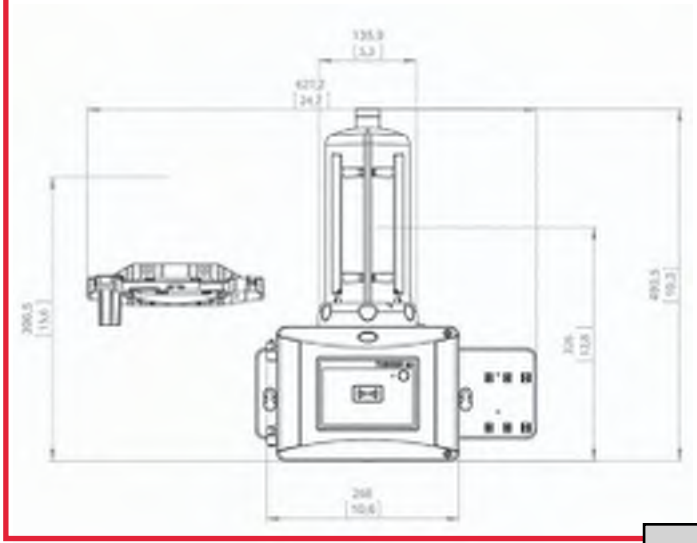

Item 13.

Order Information

TU5200 Benchtop Laser Turbidimeters

LPV442.99.03012	TU5200 Benchtop Laser Turbidimeter with RFID, EPA Version
LPV442.99.01012	TU5200 Benchtop Laser Turbidimeter without RFID, EPA Version
LPV442.99.03022	TU5200 Benchtop Laser Turbidimeter with RFID, ISO Version
LPV442.99.01022	TU5200 Benchtop Laser Turbidimeter without RFID, ISO Version

TU5300sc/TU5400sc Online Laser Turbidimeters

LXV445.99.10112	TU5300sc Low Range Laser Turbidimeter, EPA Version
LXV445.99.10212	TU5400sc Ultra-High Precision Low Range Laser Turbidimeter, EPA Version
LXV445.99.53112	TU5300sc with Flow Sensor, Automatic Cleaning, RFID, and System Check, EPA Version
LXV445.99.53212	TU5400sc with Flow Sensor, Automatic Cleaning, RFID, and System Check, EPA Version

Please note: Other turbidimeter configurations are available and RFID may not be available in all areas. Please contact your local Hach representative.

Please note: An SC controller is required for operation of the TU5300sc or TU5400sc.

Calibration and Verification

LZY835	Stablcal® Calibration Set with RFID
LZY898	Stablcal® Calibration Set without RFID
LZY901	Glass Rod Secondary Turbidity Standard <0.1 NTU/FNU
LZY834	Replacement Vial for TU5300sc and TU5400sc
LZV946	Sample Vials for TU5200

TU5 Series Accessories

LQV159.97.00002	Automatic Cleaning Module for TU5300sc and TU5400sc
LQV160.99.00002	Flow Sensor for TU5300sc and TU5400sc
LZY876	Desiccant Cartridge for TU5300sc and TU5400sc
LZY907.97.00002	Maintenance Kit for TU5300sc and TU5400sc
LQV157.99.50002	SIP10 Sipper Unit for TU5200
LZY903	Manual Vial Wiper for TU5200, TU5300sc, and TU5400sc

Accessories are included with the model # LXV445.99.53112

Service Protected

With Hach Service, you have a global partner who understands your needs and cares about delivering timely, high-quality service you can trust. Our Service Team brings unique expertise to help you maximise instrument uptime, ensure data integrity, maintain operational stability, and reduce compliance risk.

DOC050.53.10053.Sep19

HACH COMPANY World Headquarters: Loveland, Colorado USA
United States: 800-227-4224 tel 970-669-2932 fax orders@hach.com
Outside United States: 970-669-3050 tel 970-461-3939 fax int@hach.com
hach.com

Printed in U.S.A.
©Hach Company, 2019. All rights reserved.
In the interest of improving and updating its equipment, Hach Company reserves the right to alter specifications to equipment at any time.

HACH® Be Right™

User Instructions

9180100, 9180200, 9180300 and 9180400 Flow Cells

The flow cells are supplied with English or metric fittings.

English: 9180100 for 1 in. NPT sensors, 9180200 for ¾ in. NPT sensors
Metric: 9180300 for 1 in. NPT sensors, 9180400 for ¾ in. NPT sensors

NOTICE

Inlet pressure 50 PSIG (345 kPa) maximum 0–40 ºC (32–104 ºF). Do not exceed sensor maximum operating pressure and temperature. Maximum flow rate: 2 gal/min (7.5 L/min).

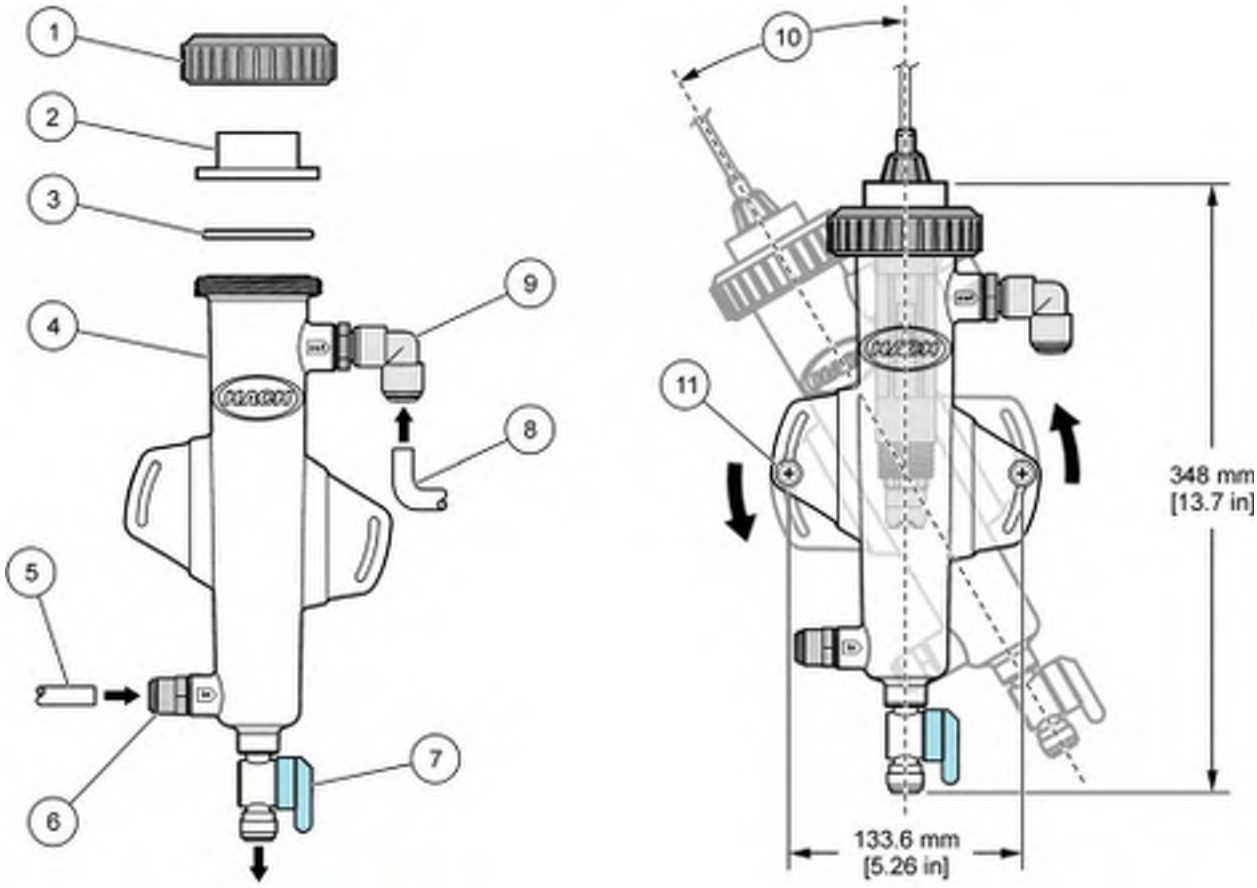

Figure 1 Flow Cell components and features

1	Lock ring (60F2032-001)	**7**	Speed-fit valve - 3/8 in. OD (9005300)
2	Sealing hub - 1 in. (60F2021-001) Sealing hub - ¾ in. (9159800)	**8**	**English:** ½ in. OD tube, customer supplied **Metric:** 12 mm OD tube, customer supplied
3	O-ring (5H1223)	**9**	**English:** Speed-fit elbow fitting - ½ in. OD (9196900) **Metric:** Speed-fit elbow fitting - 12 mm OD (9197000)
4	Flow cell body (9159700)		
5	**English:** 3/8 in. OD tube, customer-supplied **Metric:** 10 mm OD tube, customer-supplied	**10**	If air bubbles become trapped below probe sensor, flow cell may be rotated up to 30° from vertical.
6	**English:** Speed-fit fitting - 3/8 in. OD (9159300) **Metric:** Speed-fit fitting - 10 mm OD (9196500)	**11**	Screw (#10-32 or M5) (2x), customer supplied

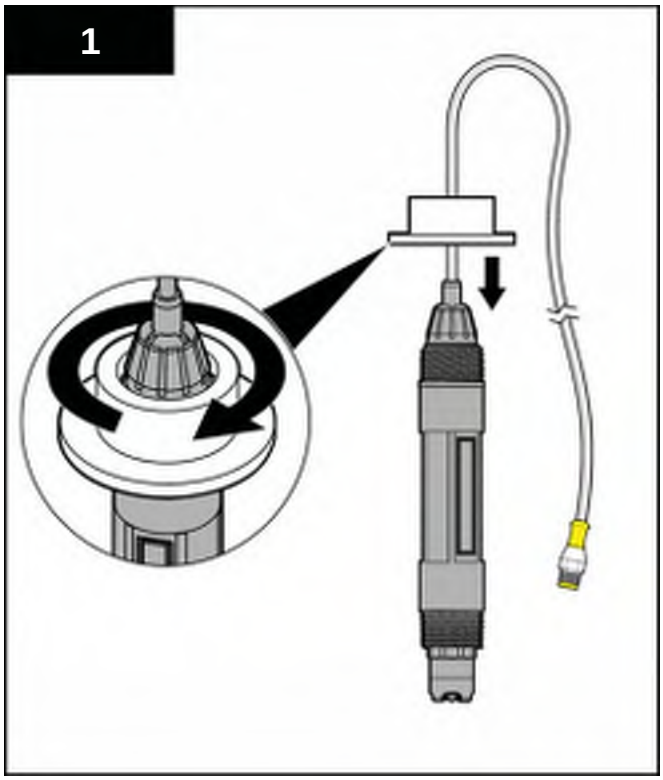

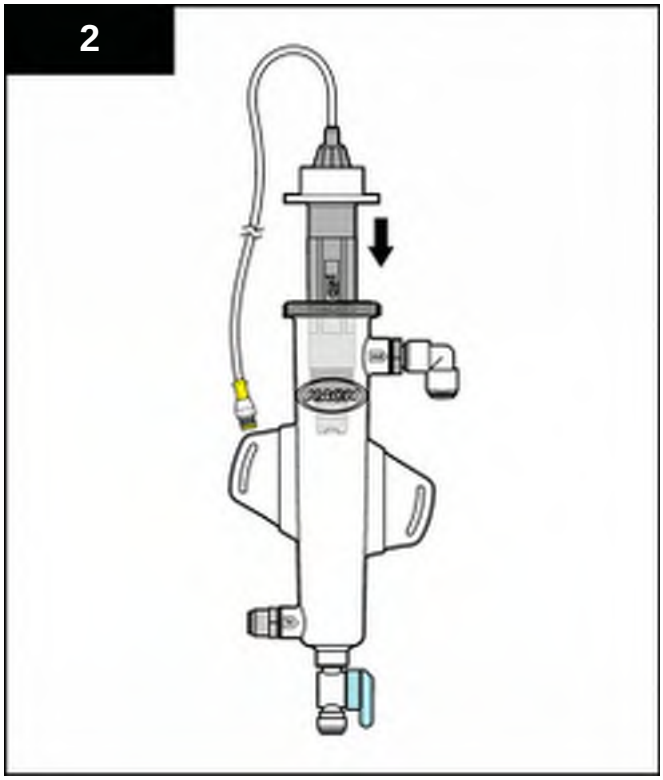

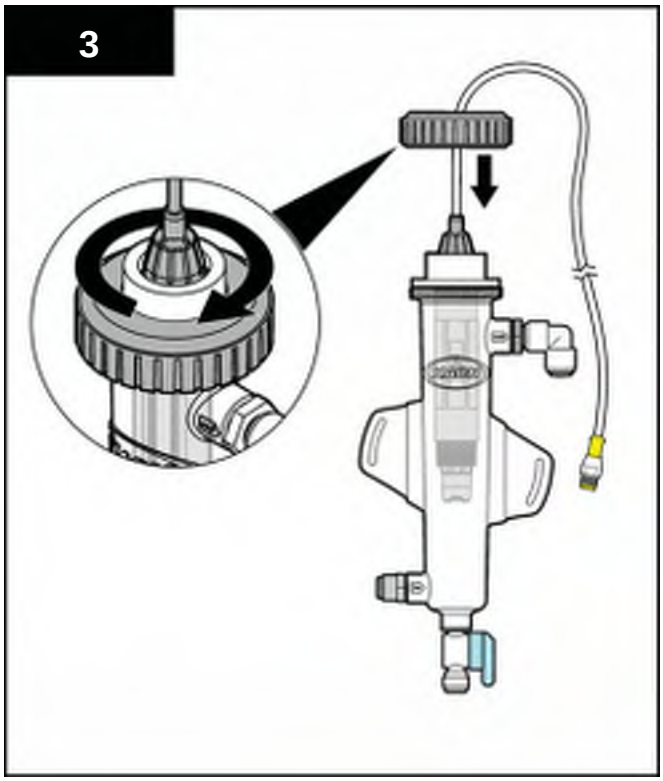

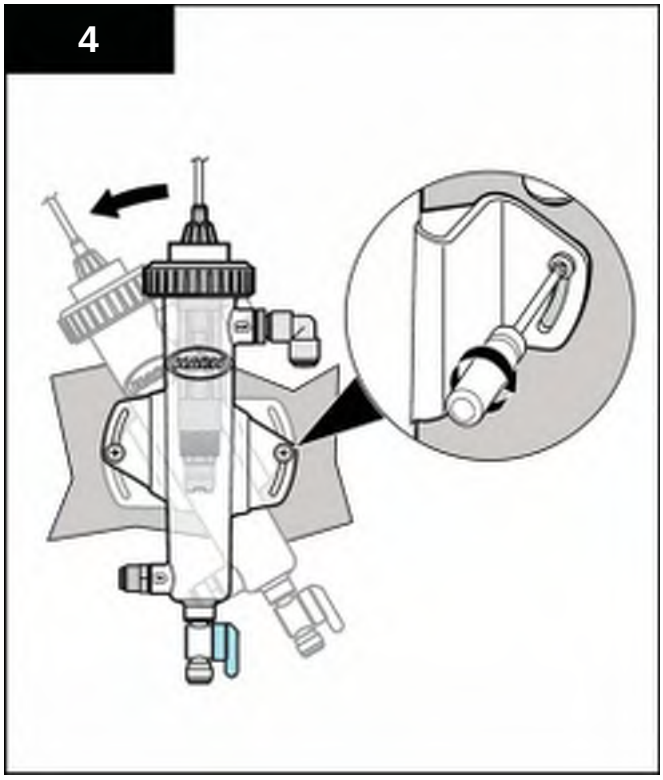

HACH Company World Headquarters

P.O. Box 389
Loveland, Colorado 80539-0389 U.S.A.
Tel (800) -227-4224 (U.S.A. only)
Fax (970) 669-2932
orders@hach.com • www.hach.com

International customers:
Tel +001 (970) 669-3050
Fax +001 (970) 669-2932
intl@hach.com

© Hach Company, 2009. All rights reserved. Printed in the U.S.A.

Edition 1, October 2009 sm/sm

TECHNICAL BROCHURE

BLSP03

LSPO3AT

LSPO3AV

LSPO7

LSP03/LSP07

SUBMERSIBLE SUMP PUMPS

GOULDS WATER TECHNOLOGY

a xylem brand

FEATURES

Corrosion-resistant construction

Stainless Steel motor casing and fasteners

Glass-filled thermoplastic impeller and casing.

Upper and lower heavy duty ball bearing construction.

Motor is permanently lubricated for extended service life and is powered for continuous operation. All ratings are within the working limits of the motor.

Hard coated 400 series stainless steel shaft for improved corrosion resistance.

Float switch is adjustable for various liquid levels. Easily removed for direct pump operation or switch replacement.

Complete unit is lightweight, portable and easy to service.

Available in manual and automatic versions. See next page for specific order numbers.

A double labyrinth lip seal system protects the motor. It consists of three lip seals and a V-ring in addition to an impeller counterblade system which keeps solid particles away from the seal unit.

AGENCY LISTINGS

Canadian Standards Association
File #LR114251

Underwriters Laboratories
File #83318

APPLICATIONS

Specially designed for the following uses:

- Basement draining
- Water transfer
- Dewatering

SPECIFICATIONS

- Discharge size: 1 ½" NPT
- Capacities: to 57 GPM
- Maximum head: 34 feet TDH
- Maximum solids: ⅜" spherical
- Temperature: 104° F (40° C) maximum liquid temperature.
- Maximum pump submergence is 10 ft. for LSP03; 16 ft. for LSP07.

MOTOR

- Single phase, 3450 RPM, 60 Hz
  - LSP03, ⅓ HP, 115 V, 2.9 maximum amps
  - LSP07, ¾ HP, 115 V (7.1 amps) or 230 V (3.5 amps)
- Built-in thermal overload protection with automatic reset.
- Permanent-split-capacitor type
- Class B insulation
- Stainless steel shaft
- Air filled design
- Power cord length: LSP03; 10 feet standard, 20 feet optional, LSP07; 20 feet.

FLOAT SWITCH OPTIONS

- Models are available with a float switch. Several options for automatic operation.
- "AV" models are supplied with a vertical float switch.
- "A" models are supplied with a built in float switch.
- "AT" models are supplied with a piggy-back replaceable float switch.

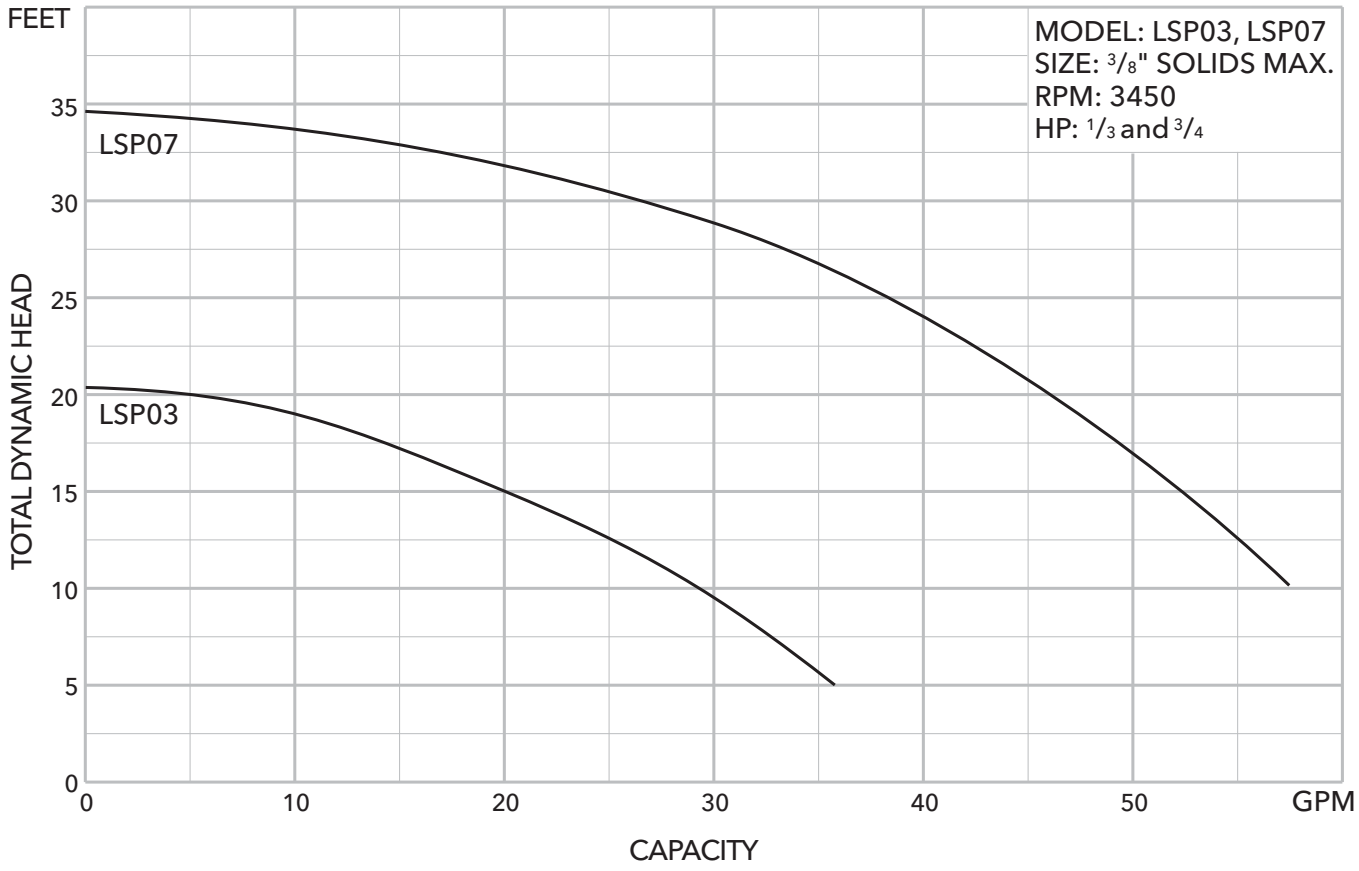

MODEL INFORMATION

Order No.	HP	Volts	Amps	Minimum Circuit Breaker	Phase	Float Switch Style	Cord Length	Discharge Connection	Min. On Level	Min. Off Level	Minimum Basin Diameter	Maximum Solids Size	Shipping Weight lbs/kg
LSP0311						Plug / No Switch			Manual	Manual	9"		
LSP0311A						Built-In Wide Angle			11"	5"	12"		
LSP0311AT						Piggyback Wide Angle	10'		11"	5"	12"		
LSP0311AV	⅓	115	2.9			Piggyback Vertical			8.5"	2"	12"		11 / 5
LSP0311F						Plug / No Switch			Manual	Manual	9"		
LSP0311AF						Built-In Wide Angle	20'		11"	5"	12"		
LSP0311ATF				10	1	Piggyback Wide Angle		1½"	11″	5"	12"	⅜"	
LSP0711F						Plug / No Switch			Manual	Manual	9"		
LSP0711AF		115	7.1			Built-In Wide Angle			12.5"	6.5"	12"		
LSP0711ATF	¾					Piggyback Wide Angle	20'		12.5"	6.5"	12"		15 / 6.8
LSP0712F						Plug / No Switch			Manual	Manual	9"		
LSP0712AF		230	3.5			Built-In Wide Angle			12.5"	6.5"	12"		
LSP0712ATF						Piggyback Wide Angle			12.5"	6.5"	12"		

DIMENSIONS

(All dimensions are in inches. Do not use for construction purposes.)

	F	H
LSP03	9¾	7⅝
LSP07	11¼	9⅛
LSP03AV	9¾	7⅝

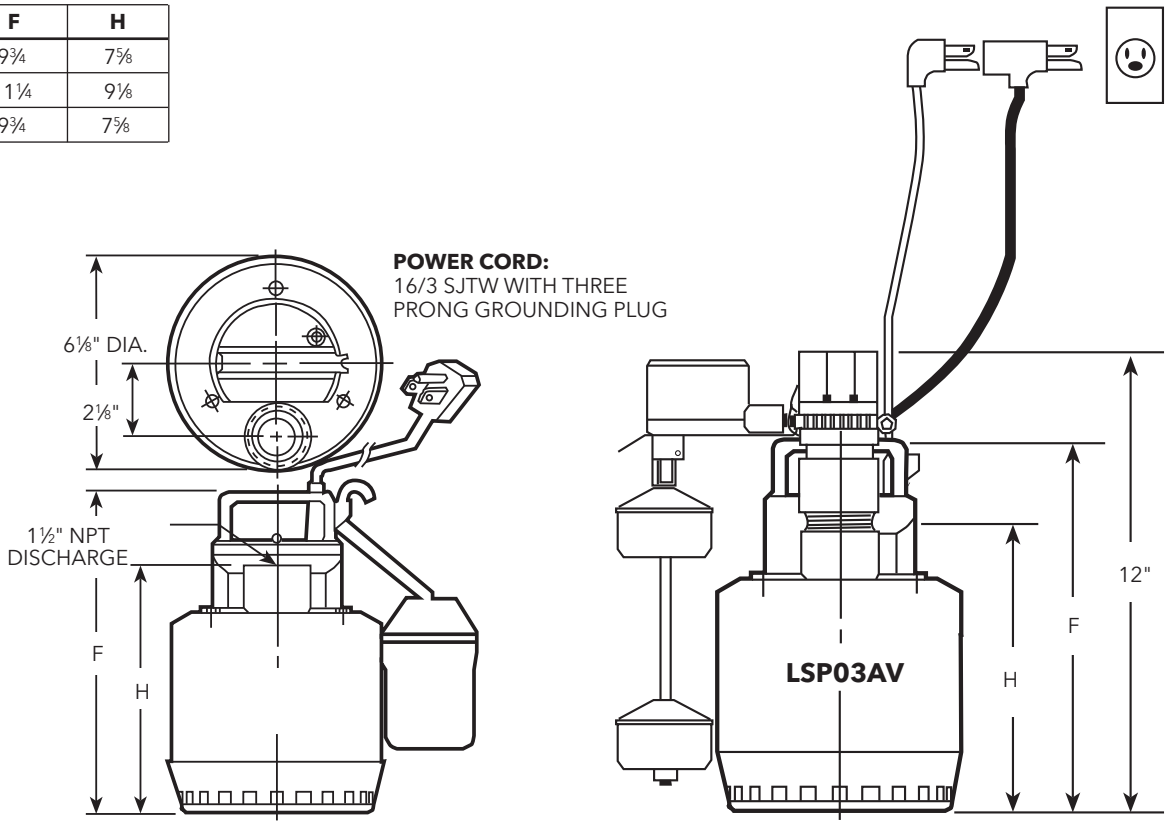

Xylem, Inc.
2881 East Bayard Street Ext., Suite A
Seneca Falls, NY 13148
Phone: (866) 325-4210
Fax: (888) 322-5877
www.xyleminc.com/brands/gouldswatertechnology

Goulds is a registered trademark of Goulds Pumps, Inc. and is used under license.
© 2012 Xylem Inc. BLSP03 R1 April 2012

MWH CONSTRUCTORS

City of Beaumo
Wastewater Treatment Plant Salt Mitigation Upgrade Project

Technical Justification:

PCO-51	
Design Adjustment: WML COP-060 CLAR-40	Yard Piping – 3in Non-Potable Waterline & Valves

Reason for Design Changes:

To increase the robustness of the NPW system addition of several valves is proposed as shown in the attached drawing C-18. Depending on the size of the piping, the type of valves installed will vary between buried gate and ball valves.

Design and Scope Changes:

These changes are shown on the attached drawing and are summarized as follows:

- The onsite Fine Screens is a critical processing system requiring non-potable water for cleaning the screens. To further backup and maintain adequate flow to the Fine Screens system a non-potable water loop system shall be installed. This change request shall include the excavation and installation of a 3-inch HDPE non-potable water system by connection to the existing non-potable water at the Plant Headworks and route the new piping system to the southwest corner of the EQ basin.
- In a previous change order, a new UV structure and equipment was approved for construction. Requested in this change request is the installation of non-potable water to the UV structure and hose bibb for general purpose washdown. The contractor shall excavate and install a 2-inch HDPE non-potable waterline from a connection point east of the non-Pot pump station and route to the northwest corner of the UV shade canopy.
- The existing non-potable water piping system shall have gate and ball valves installed a various location shown on the modified drawing attached and as directed by City and MWH staff on site.
- In a previous change order modification were made to the EQ basins with the addition of a discharge pumping station. Requested in this change request is the installation of non-potable water to the pump station and hose bibb for general purpose wash and priming the pumps. The contractor shall excavate and install a 2-inch HDPE non-potable waterline from a connection point on the non-Pot system east of the Fine Screen and route to the southwest corner of the EQ Pump Station.

Cost Impact:

MWH has reviewed the attached WML cost proposal and find it acceptable. Accordingly, MWHC recommends a contract cost increase of **$17,500.62** to be executed in a change order for the modifications requested.

CITY OF BEAUMONT WWTP SALT MITIGATION UPGRADE PROJECT

CHANGE ORDER PROPOSAL (COP) # 060
(By Contractor)

To (Engineer/CM):	**From (Contractor)**:
MWH Constructors Attention: Charles Reynolds Phone: 702-497-8024 Email: Charles.w.reynolds@stantec.com	W.M. Lyles Co. Attention: Oscar Mendoza Phone: 619-565-6064 Email: omendoza@wmlylesco.com

PCO/DCM No.: CLAR-40

Subject: 3" Non Potable Water Tie-in

Reference Documents: Attached

DESCRIPTION

This COP is to modify the non-potable water tie-in locations behind the EQ basin as well as adding a hose bib at the EQ pump station, to add two gate valves on the south east side of the A-basin and add a hose bib on the west side of the UV station. This change order proposal includes the costs taken when T&M work was performed as well as the proposed cost of work and materials that will be done at the UV station and Fine Screens hose bib.

COST ESTIMATE

Total Cost: $ 17,500.62. – see attached breakdown.

SCHEDULE IMPACT

N/A

Received by MWH Constructors (Date):

RESPONSE	
Response By:	**Date**:

Final Distribution: Oscar Mendoza, W.M. Lyles Co.
Brian Knoll, Webb Associates
MWH Inspector

W. M. Lyles Co.
42142 Roick Drive
Temecula, CA 92590

7/14/2021

Reference #: CLAR - 40

Attention: Charles W. Reynolds

City of Beaumont WWTP Salt Mitigation Upgrade Project

DESCRIPTION: 3" NPW Tie-in

Item:			Unit	Total MH	Total MH Cost	Eq. Cost	Material	Subcont.	Total Cost
1	3" NPW Tie-in	1	LS	91	$ 7,560.03	$ 2,624.10	$ 4,883.12	$ -	$ 15,067.25
2		1	LS	0	$ -	$ -	$ -	$ -	$ -
3		1	LS	0	$ -	$ -	$ -	$ -	$ -
		1	LS	0	$ -	$ -	$ -	$ -	$ -
Total Costs				91	$ 7,560.03	$ 2,624.10	$ 4,883.12	$ -	$ 15,067.25

Subtotal		$	15,067.25
Mark-up - Labor	15%	$	1,134.00
Mark-up - Equipment	15%	$	393.62
Mark-up - Materials	15%	$	732.47
Mark-up - Subcontractor	5%	$	-
Bond	1.0%	$	173.27
Total This Change Order		**$**	**17,500.62**

Comments:

City of Beaumont WWTP Salt Mitigation Upgrade Project

3" NPW Tie-in

A. Labor

Description	Lab Pipe FM			Lab Pipe			Operator			Carp FM			Carp			Lab			Cement Mason		
	ST	PT	DT	ST	PT	DT	ST	PT	DT	ST	PT	DT	ST	PT	DT	ST	PT	DT	ST	PT	DT
T&M Ticket 04/19/21	8			16			8														
T&M Ticket 04/23/21	1			1																	
T&M Ticket 04/27/21	4			8			4														
2" NPW line install (UV station)	4			8			4														
1" Hose bib install (UV Station)	1			2																	
2" Potable water line install (Fine Screens)	4			8			4														
1" Hose bib install (Fine Screens)	1			2																	
Brine Suction Relocation T&M	3																				
	26	0	0	45	0	0	20	0	0	0	0	0	0	0	0	0	0	0	0	0	0

Name	Rate ST	Rate PT	Rate DT	Hours ST	Hours PT	Hours DT	Extension
Lab Pipe FM	$80.34	$107.19	$134.03	26	0	0	$2,088.94
Lab Pipe	$77.73	$103.27	$128.79	45	0	0	$3,497.76
Operator	$98.67	$131.84	$165.00	20	0	0	$1,973.34
Carp FM	$87.32	$117.91	$148.48	0	0	0	$0.00
Carp	$83.44	$112.07	$140.71	0	0	0	$0.00
Lab	$74.26	$98.07	$121.86	0	0	0	$0.00
Cement Mason	$80.42	$105.60	$130.78	0	0	0	$0.00
				91	0	0	

Total Labor = $7,560.03

B. Equipment

Description	17.230.	15.182	35.064	20.040	30.048		
T&M Ticket 04/19/21	8	2	1	6	1		
T&M Ticket 04/23/21	1	1					
T&M Ticket 04/27/21	4	1			4		
2" NPW line install (UV station)	4	1			4		
1" Hose bib install (UV Station)	1	1					
2" Potable water line install (Fine Screens)	4	1			4		
1" Hose bib install (Fine Screens)	1	1					
Brine Suction Relocation T&M	3						
	26	8	1	6	13	0	0

Number	Description	Rate	Hours	Extension
17.230.	1/2 Ton PickupChevy1500 Crew Cab	$29.60	26	$769.60
15.182	Gang TruckChevy3500 Service Bed	$29.60	8	$236.80
35.064	LoaderJohn Deere644J	$123.00	1	$123.00
20.040	CAT Excavator 330D	$109.80	6	$658.80
30.048	Loader Backhoe 410John Deere410L	$64.30	13	$835.90
			54	

Total Equipment = $2,624.10

C. Materials

	Quantity	Unit	Price	Extension
4" HDPE Tee	2	ea	$ 25.41	$50.82
6" x 4" HDPE Reducer	1	ea	$ 28.44	$28.44
3" HDPE 90 Bend	1	ea	$ 12.47	$12.47
4" x 3" HDPE Reducer	1	ea	$ 13.31	$13.31
4" x 2" HDPE Reducer	1	ea	$ 11.64	$11.64
2" HDPE 90 Bend	4	ea	$ 5.91	$23.64
3" HDPE to Sch 80 PVC Transition	1	ea	$ 120.70	$120.70
3" Isolation Valve	3	ea	$ 399.96	$1,199.88
4" Isolation Valve	1	ea	$ 425.12	$425.12
3" HDPE - 120'	120	ft	$ 2.00	$240.00
2" HDPE to SST Transition	2	ea	$ 61.88	$123.76
2" HDPE - 90'	90	ft	$ 1.28	$115.20
2" x 1" Bushing Reducer	2	ea	$ 27.09	$54.18
1" SST Pipe - 5'	4	ea	$ 99.20	$396.80
1" SST 90 Bend	4	ea	$ 17.42	$69.68
1" SST Ball Valve	4	ea	$ 52.75	$211.00
1" NPT Hose Adapter	2	ea	$ 10.00	$20.00
2" Sch 40 - 90 Bend	2	ea	$ 2.26	$4.52
2" SST to PVC Transition	1	ea	$ 47.41	$47.41
2" Sch 40 Pipe - 40'	1	ft	$ 121.44	$121.44
2" HDPE Tee	1	ea	$ 8.52	$8.52
2" HDPE Electrofusion Couplers	2	ea	$ 9.84	$19.68
Fill Sand	60	tn	$ 16.50	$990.00
Electrofusion Machine Rental	1	LS	$ 225.00	$225.00
Home Depot Receipt	1	LS	$ 92.75	$92.75
Tax	7.750%			$257.16
			Subtotal	$4,883.12

Total Material = $4,883.12

D. Subcontractor

Quantity	Unit	Price	Extension
			$0.00

Total Subcontract = $0.00

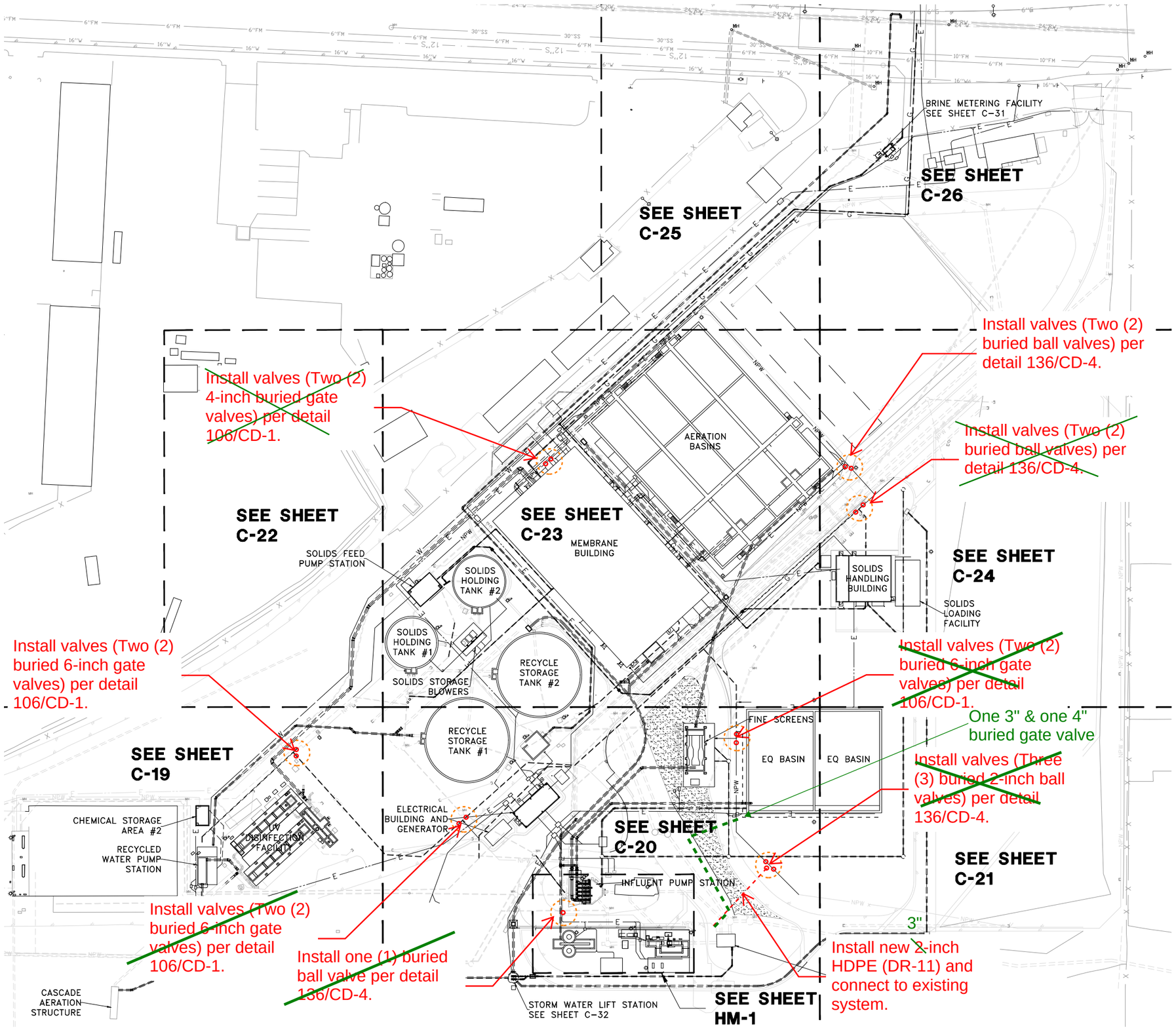

REGISTERED PROFESSIONAL ENGINEER
SHANE L. BLOOMFIELD
NO. C77435
CIVIL
STATE OF CALIFORNIA

NO.	DATE	DESIGN	DRAWN	CHECKED
C	9/5/18	SLB	SLB	

ORIGINAL
REVISIONS

Item 13.

CITY OF BEAUMONT

SALT MITIGATION WWTP UPGRADE
CIVIL
OVERALL YARD PIPING PLAN

THIS DRAWING IS PROPERTY OF AQUA ENGINEERING INC. AND IS TRANSMITTED IN CONFIDENCE NEITHER RECEIPT NOR POSSESSION CONFERS OR TRANSFERS ANY RIGHTS TO REPRODUCE, USE, OR DISCLOSE, IN WHOLE OR IN PART, DATA CONTAINED HEREIN FOR ANY PURPOSE WITHOUT THE WRITTEN PERMISSION OF AQUA ENGINEERING INC. © COPYRIGHTED 2016 BOUNTIFUL, UTAH

AQUA ENGINEERING
533 W. 2600 S. SUITE 275, BOUNTIFUL, UT 84010
PHONE (801) 299-1327 FAX (801) 299-0153

ALBERT A. WEBB ASSOCIATES
ENGINEERING CONSULTANTS
CIVIL ENGINEERS
3788 McCRAY STREET
RIVERSIDE, CA 92506
PH: (951) 686-1070
FAX (951) 788-1256

1" = 50'
25 0 50

0 1/2 1
DRAWING IS TO SCALE
IF BAR MEASURES:
1" = FULL SCALE
1/2" = HALF SCALE

G:\2017\17-0177\Drawings\Plan Sheets\17-0177-C-YP.dwg

W.M. Lyles Co.
PO Box 4377
Fresno, CA 93744

TIME & MATERIAL SHEET

W. M. LYLES CO.
CONTRACTOR
Since 1945
Progress Through Performance

Project Name City of Beaumont WWTP Salt Mitigation Upgrade Project No. 55.1173
Phase Code 99.010.0420 Date 4/23/2021

DESCRIPTION OF WORK

Fused 3" Tee South of the EQ basin for tie-in.

LABOR

NAME	CLASS	ST	OT	DT	SHIFT
Ernesto Velasquez	FM	1			
~~Jaime Pantoja~~	~~Laborer~~				
Jose Mendoza Rodriquez	Laborer	1			
~~Richard Grosser~~	~~Oper~~				

EQUIPMENT

DESCRIPTION	EQUIP. NO.	QTY	HRS	SHIFT
FM Truck	17.230	1	1	
Tob Truck	15.182	1	1	

MATERIAL

DESCRIPTION	QTY	UM

I CERTIFY THAT I HAVE THE AUTHORITY TO AUTHORIZE THE WORK PERFORMED UNDER THIS FIELD WORK ORDER

CUSTOMER
Signature Charles Reynolds Jr
Print Name Charles Reynolds
Title RE Date 4-27-21

W.M. Lyles Co.
Signature Samantha Robbins
Print Name Samantha Robbins
Title F.E. Date 04/26/2021

W.M. Lyles Co.
PO Box 4377
Fresno, CA 93744

TIME & MATERIAL SHEET

W. M. LYLES CO.
CONTRACTOR
Since 1946
Progress Through Performance

Project Name City of Beaumont WWTP Salt Mitigation Upgrade Project No. 55.1173
Phase Code 99.010.0420 Date 04/19/2021

DESCRIPTION OF WORK

Excavating, sanding, bedding, installing + backfilling 3" HDPE to tie-in, south of EQ Basin.

LABOR

NAME	CLASS	ST	OT	DT	SHIFT
Ernesto Velasquez	FM	8			
Jaime Pantoja	Lab.	8			
Jose Mendoza Rodriguez	Lab.	8			
Richard Grosser	Op.	8			

EQUIPMENT

DESCRIPTION	EQUIP. NO.	QTY	HRS	SHIFT
FM Truck	17.930	1	8	
Job Truck	15.182	1	2	
JD Loader	35.064	1	1	
Cat Exc.	20.040	1	6	
JD Backhoe	30.048	1	1	

MATERIAL

DESCRIPTION	QTY	UM

I CERTIFY THAT I HAVE THE AUTHORITY TO AUTHORIZE THE WORK PERFORMED UNDER THIS FIELD WORK ORDER

CUSTOMER
Signature Charles Reynolds
Print Name CHARLES REYNOLDS
Title RE Date 4/26/21

W.M. Lyles Co.
Signature Samantha Robbins
Print Name Samantha Robbins
Title F.G. Date 04/26/21

W.M. Lyles Co.
PO Box 4377
Fresno, CA 93744

TIME & MATERIAL SHEET

W. M. LYLES CO.
CONTRACTOR
Since 1946
Progress Through Performance

Project Name City of Bakersfield WTP Solar Microgrid Project **Project No.** 555.1173
Phase Code 99.010.0420 **Date** 4/27/21

DESCRIPTION OF WORK

Finished up last tie-in work. Opening valves, checking connections

LABOR

NAME	CLASS	ST	OT	DT	SHIFT
Ernesto Velazquez	FM	4			
Jaime Pintojo	Lab	4			
Jose Mendoza Rodriguez	Lab	4			
Richard Grosser	Oper	4			

EQUIPMENT

DESCRIPTION	EQUIP. NO.	QTY	HRS	SHIFT
FM Truck	17.230	1	4	
Tub Truck	15.182	1	1	
Cat Exc.	30.048	1	4	

MATERIAL

DESCRIPTION	QTY	UM

I CERTIFY THAT I HAVE THE AUTHORITY TO AUTHORIZE THE WORK PERFORMED UNDER THIS FIELD WORK ORDER

CUSTOMER
Signature Charles Reynolds
Print Name Charles Reynolds
Title RE Date 4/27/21

W.M. Lyles Co.
Signature Samantha Robbins
Print Name Samantha Robbins
Title F.E. Date 4/28/21

W.M. Lyles Co.
PO Box 4377
Fresno, CA 93744

TIME & MATERIAL SHEET

W. M. LYLES CO.
CONTRACTOR
Progress Through Performance

Project Name Salt Mitigation Upgrade Project Project No. 551173
Phase Code 99010360U Date 10-16-2020

DESCRIPTION OF WORK

Relocate Suction Line at the Brine Meter Vault M.H.

LABOR

NAME	CLASS	ST	OT	DT	SHIFT
Martin Barrera	FM	3			

EQUIPMENT

DESCRIPTION	EQUIP. NO.	QTY	HRS	SHIFT
FM Truck	17.215	1	3	

MATERIAL

DESCRIPTION	QTY	UM

I CERTIFY THAT I HAVE THE AUTHORITY TO AUTHORIZE THE WORK PERFORMED UNDER THIS FIELD WORK ORDER

Acknowledgement of Time, Material & Equipment

CUSTOMER
Signature Charles Reynolds
Print Name Charles Reynolds
Title
Date 11/17/20

W.M. Lyles Co.
Signature
Print Name Orlando Moreno
Title PM
Date 11/6/20

Job: 551173
Code: 140J00040 - $75.37
Code: 990100360 - $17.38
AC: 10-19-2020

How doers get more done.

1480 EAST 2ND STREET
BEAUMONT, CA 92223 (951)7690301

8987 00001 23604 10/15/20 08:59 AM
SALE CASHIER CRYSTAL

841804100349 VINYL TUBE <A> 9.67
5/80DX1/2IDX20' VINYL TUBE
078575177250 SS CLAMP <A>
#072 SS CLAMP 3"X5" DIA
2@1.98 3.96
051218574425 RUBBR MALLET <A> 17.98
VAUGHAN 18OZ NON-MARRING RUBBR MALLT
045242296927 MILW2PKMRK <A> 3.97
MKE INKZALL MED MARKER 2PK
644323999520 HUSKY TAPE M <A> 5.97
HUSKY TAPE MEASURE POUCH
NLP Savings $3.00
045242514311 25'AL-TAPE <A> 14.97
MILWAUKEE 25FT AUTOLOCK TAPE MEASURE
045242319480 MILW4PKMRK <A> 3.97
MKE INKZALL FINE PT BLACK MARKER 4PK
887480000795 SPLICER <A> 4.32
1/2" BARB X 1/2" BARB SPLICER BRASS
008925137580 DIABLO6TYP27 <A>
DIABLO BONDED 6"X.045X7/8 MTL T27
4@3.97 15.88
078575170657 SS CLAMP <A>
#006 SS CLAMP 3/8"X7/8" DIA
2@1.07 2.14
026703055550 HOMER BUCKET <A> 3.25
5 GAL BUCKET-HOMER LOGO (ORANGE)

SUBTOTAL 86.08
SALES TAX 6.67
TOTAL $92.75
XXXXXXXXXXXX6264 HOME DEPOT
USD$ 92.75
AUTH CODE 015291/9010650 TA

WM LYLES CO
BARRERA MARTIN
Chip Read
AID A0000000049999084003 05 THD PLCC PROX

PRO XTRA MEMBER STATEMENT

PRO XTRA ###-###-1333 SUMMARY
THIS RECEIPT PO/JOB NAME: P015184

2020 PRO XTRA SPEND 10/14: $277,949.01
INCLUDES:
Pro Xtra Paint 2020 Savings $202.47

As of 10/15/2020 your Paint Rewards level is Bronze; Spend 0.95 more in qualifying paint purchases to earn Silver (15.0% off) on select paint items.

This purchase qualifies for FUEL DISCOUNTS and 60 DAYS TO PAY on The Home Depot Commercial Credit Card. Ask an Associate to learn more or go to homedepot.com/financeoptions.

8987 10/15/20 08:59 AM
8987 01 23604 10/15/2020 7931

RETURN POLICY DEFINITIONS

	POLICY ID	DAYS	POLICY EXPIRES ON
A	11	365	10/15/2021

Due to COVID-19, we have extended our

MWH CONSTRUCTORS

City of Beaumo
Wastewater Treatment Plant Salt Mitigation Upgrade Project

Technical Justification:

PCO-53	
Design Adjustment: WML COP-063 CLAR-46	Fine Screens Cleaning Pressure Washer Piping & Electrical

Reason for Design Changes:

A high-pressure wash system will be installed at the two existing fine screens to minimize the time required for manual washing by plant staff. Huber Technology will provide the required internal screen components, booster pump (P-1471), associated solenoid valves (SV-1417 and SV-1427) and labor required to install the internal screen components. The supply and discharge piping and misc. valves, instrumentation, pump and pipe supports shall be provided and installed by the contractor as indicated in the attached FSM-1 and -2 drawings.

Design and Scope Changes:

- The contractor shall procure and install all additional piping, fittings and electrical equipment as outlined in Clarification 46 attached.
- The contractor's quote shall also include all cost associated with rental of a temporary booster pump, VFD and piping utilized to pilot test the effectiveness of a high-pressure booster pump system prior to the final design of the permanent system.

Cost Impact:

MWH has reviewed the attached WML cost proposal and find it acceptable. Accordingly, MWHC recommends a contract cost increase of **$82,276.27** to be executed in a change order for the modifications requested.

CITY OF BEAUMONT WWTP SALT MITIGATION UPGRADE PROJECT

CHANGE ORDER PROPOSAL (COP) # 063
(By Contractor)

To (Engineer/CM):	**From (Contractor)**:
MWH Constructors Attention: Charles Reynolds Phone: 702-497-8024 Email: Charles.w.reynolds@mwhconstructors.com	W.M. Lyles Co. Attention: Oscar Mendoza Phone: 619-565-6064 Email: omendoza@wmlylesco.com

PCO/DCM No.: DCM 40

Subject: Fine Screens Water Booster Pump

Reference Documents: CLAR 46

DESCRIPTION

Please review the attached Change Order Proposal for the addition of piping and supports as well as electrical scope in preparation for Huber's spray bar installation per CLAR 46.

Exclusions:

1. Installation of Spray Bar, Pump, Solenoid valves and final connections
2. Electrical Control Panels, Instrumentation and installation, Programming, Set-up of network and SCADA
3. Start-up and Commissioning of equipment

It's assumed that this work will occur before September 24th, 2021, otherwise additional overhead charges might be assessed. Thanks,

Oscar Mendoza

COST ESTIMATE

Total cost $ 82,276.27. See attached.

SCHEDULE IMPACT

Received by MWH Constructors (Date):

RESPONSE	
Response By:	**Date**:

Final Distribution: Oscar Mendoza, W.M. Lyles Co.
Grant Gourley, W.M. Lyles Co.
Brian Knoll, Webb Associates
MWH Inspector

W. M. Lyles Co.
42142 Roick Drive
Temecula, CA 92590

Date: 11-Aug-21

Reference #: CLAR 46

Attention:

JOB LOCATION: City of Beaumont WWTP Salt Mitigation Upgrade Project

CLAR 46 - Fine Screens Water Booster Pump

Item:			Unit	Total MH	Total MH Cost	Eq. Cost	Material	Subcont.	Total Cost
1	Fine Screens Water Booster Pump	1	LS	72	$ 5,659.19	$ 473.60	$ 6,310.69	$ 33,144.29	$ 45,587.77
2	T&M Work Related to CLAR 34 & 36	1	LS	92.5	$ 7,510.24	$ 1,394.86	$ 18,954.37	$ 1,500.00	$ 29,359.47
3		1	LS	0	$ -	$ -	$ -	$ -	$ -
		1	LS	0	$ -	$ -	$ -	$ -	$ -
		1	LS	0	$ -	$ -	$ -	$ -	$ -
		1	LS	0	$ -	$ -	$ -	$ -	$ -
Total Costs				164.5	$ 13,169.43	$ 1,868.46	$ 25,265.06	$ 34,644.29	$ 74,947.24

Subtotal		$	74,947.24
Mark-up - Labor	15%	$	1,975.42
Mark-up - Equipment	15%	$	280.27
Mark-up - Materials	10%	$	2,526.51
Mark-up - Subcontractor	5%	$	1,732.21
Bond	1.0%	$	814.62
Total This Change Order		**$**	**82,276.27**

Comments:

City of Beaumont WWTP Salt Mitigation Upgrade Project

Fine Screens Water Booster Pump

A. Labor

Description	Lab Pipe FM			Lab Pipe			Operator			Carp FM			Carp			Lab			Cement Mason			Start-up Eng.		
	ST	PT	DT	ST	PT	DT	ST	PT	DT	ST	PT	DT	ST	PT	DT	ST	PT	DT	ST	PT	DT	DY		
Install Piping and Supports	24			48																				
	24	0	0	48	0	0	0	0	0	0	0	0	0	0	0	0	0	0	0	0	0	0	0	0

Name	Rate ST	Rate PT	Rate DT	Hours ST	Hours PT	Hours DT	Extension	
Lab Pipe FM	$80.34	$107.19	$134.03	24	0	0	$1,928.25	
Lab Pipe	$77.73	$103.27	$128.79	48	0	0	$3,730.94	
Operator	$98.67	$131.84	$0.10	0	0	0	$0.00	
Carp FM	$87.32	$117.91	$148.48	0	0	0	$0.00	
Carp	$83.44	$112.07	$140.71	0	0	0	$0.00	
Lab	$74.26	$98.07	$121.86	0	0	0	$0.00	
Cement Mason	$80.42	$105.60	$130.78	0	0	0	$0.00	
Start-up Eng.	$750.00	$0.00	$0.00	0	0	0	$0.00	Rate: $750/Day
0	$0.00	$0.00	$0.00	0	0	0	$0.00	
				72	0	0		
				Total Labor =			**$5,659.19**	

B. Equipment

Description	F.Trk	RchLft	H.Crane	BH	JD350	SLft	WT2k	
	17.120	32.037	31.028	30.048	20.041	77.020	14.037	
Install Piping and Supports	16							
			0					
	16	0	0	0	0	0	0	0

Number	Description	Rate	Hours	Extension
17.120	Foreman Truck	$29.60	16	$473.60
32.037	ReachliftXtremeXR1055	$58.61	0	$0.00
31.028	Hydro Crane - 80 TonLink BeltRTC-8080 II 80 Ton	$164.01	0	$0.00
30.048	Loader Backhoe 410John Deere410L	$64.30	0	$0.00
20.041	ExcavatorJohn Deere350GLC	$151.12	0	$0.00
77.020	Scissor LiftJLG2646ES	$20.04	0	$0.00
14.037	Water TruckFordF750 2000 Gallon	$46.23	0	$0.00
			16	
		Total Equipment =		**$473.60**

C. Materials

	Quantity	Unit	Price	Extension
Attached McMaster-Carr Quote	1	LS	$ 4,090.45	$5,712.79
Small Tools ($2/MH)	72	MH	$ 2.00	$144.00
Tax	7.750%			$453.90
			Total Material =	**$6,310.69**

D. Subcontractor

	Quantity	Unit	Price	Extension
Electrical - Southern	1	LS	$33,144.29	$33,144.29
			Total Subcontract =	**$33,144.29**

City of Beaumont WWTP Salt Mitigation Upgrade Project

T&M Work Related to CLAR 34 & 36

A. Labor

Description	Lab Pipe FM			Lab Pipe			Operator			Carp FM			Carp			Lab FM			Cement Mason			Lab					
	ST	PT	DT	ST	PT	DT	ST	PT	DT	ST	PT	DT	ST	PT	DT	ST	PT	DT	ST	PT	DT	ST	PT	DT	ST	PT	DT
Relocate Sensor at Fine Screen - T&M 10/8/20	5	0.5		5	0.5																						
Install Temp Pump & Piping - 10/22-23,11/16	9	2.5		13	5																						
Extra Work from Fine Screens Clogging Up	21			31																							
	35	3	0	49	6	0	0	0	0	0	0	0	0	0	0	0	0	0	0	0	0	0	0	0	0	0	0

Name	Rate ST	Rate PT	Rate DT	Hours ST	Hours PT	Hours DT	Extension
Lab Pipe FM	$80.34	$107.19	$134.03	35	3	0	$3,133.61
Lab Pipe	$77.73	$103.27	$128.79	49	5.5	0	$4,376.63
Operator	$98.67	$131.84	$165.00	0	0	0	$0.00
Carp FM	$87.32	$117.91	$148.48	0	0	0	$0.00
Carp	$83.44	$112.07	$140.71	0	0	0	$0.00
Lab FM	$76.88	$101.99	$127.09	0	0	0	$0.00
Cement Mason	$80.42	$105.60	$130.78	0	0	0	$0.00
Lab	$74.26	$98.07	$121.86	0	0	0	$0.00
0	$0.00	$0.00	$0.00	0	0	0	$0.00
				84	8.5	0	
				Total Labor =			**$7,510.24**

B. Equipment

Description	17.12	18.305	31.028	30.048	20.041	77.02	14.037		
Relocate Sensor at Fine Screen - T&M 10/8/20	5								
Install Temp Pump & Piping - 10/22-23,11/16	9	5							
Extra Work from Fine Screens Clogging Up	21	4					2		
	35	9	0	0	0	0	2	0	0

Number	Description	Rate	Hours	Extension
17.12	Foreman Truck	$29.60	35	$1,036.00
18.305	1 Ton Gang TruckFordF350 Ext Ca	$29.60	9	$266.40
31.028	Hydro Crane - 80 TonLink BeltRTC	$164.01	0	$0.00
30.048	Loader Backhoe 410John Deere41	$64.30	0	$0.00
20.041	ExcavatorJohn Deere350GLC	$151.12	0	$0.00
77.02	Scissor LiftJLG2646ES	$20.04	0	$0.00
14.037	Water TruckFordF750 2000 Gallon	$46.23	2	$92.46
		Total Equipment =		**$1,394.86**

C. Materials

	Quantity	Unit	Price	Extension
McMaster Invoice 47567367	1	LS	$ 575.93	$575.93
McMaster Invoice 47416861	1	LS	$ 896.77	$896.77
McMaster Invoice 47411292	1	LS	$ 83.65	$83.65
McMaster Invoice 46654750	1	LS	$ 852.68	$852.68
Xylem Invoices - Temp Pump & VFD	1	LS	$ 12,908.75	$12,908.75
United Rental - 6" Pump	1	LS	$ 3,636.59	$3,636.59
Tax	0.000%		Included	$0.00
Commissioning, Schedule Support				
Freight				
			Total Material =	**$18,954.37**

D. Subcontractor

	Quantity	Unit	Price	Extension
Southern	1	LS	$1,500.00	$1,500.00
			Total Subcontract =	**$1,500.00**

Delivers tomorrow via freight

1	**316 Stainless Steel Threaded Pipe Fitting** Low-Pressure, Bushing Adapter, 1 Male x 1/2 Female NPT 4452K175 Your reference:	1 Each	$10.28 Each	$10.28

Delivers tomorrow via freight

2	**316 Stainless Steel Threaded Pipe Fitting** Low-Pressure, 90 Degree Elbow Connector, 1/2 NPT Female 4452K414 Your reference:	6 Each	9.59 Each	57.54

Delivers tomorrow via freight

3	**316 Stainless Steel Threaded Pipe Fitting** Low-Pressure, Union Straight Connector, 2 NPT Female 4452K231 Your reference:	1 Each	88.30 Each	88.30

Delivers tomorrow via freight

4	**316 Stainless Steel Threaded Pipe Fitting** Low-Pressure, Tee Connector, 2 NPT Female 4452K439 Your reference:	1 Each	85.16 Each	85.16

Delivers tomorrow via freight

5	**Standard-Port 316 Stainless Steel Body On/Off Valve** with Lockable Lever Handle, 2 NPT Female 46325K34 Your reference:	1 Each	122.50 Each	122.50

Delivers tomorrow via freight

6	**Ultra-Corrosion Resistant Full-Port On/Off Valve** with Lockable Lever Handle, 1/2 NPT Female 46495K21 Your reference:	1 Each	36.92 Each	36.92

Delivers tomorrow via freight

7 **Medium-Pressure Stainless Steel Y-Strainer** 1 Each 175.21 Each 175.21

with 1/32" Opening Perforated Screen, 1/2 NPT

4745K921

Your reference:

Screen Opening Size

1/32"

Delivers tomorrow via freight

8 **Standard-Wall 316/316L Stainless Steel Pipe** 2 Each 207.78 Each 415.56

Threaded on Both Ends, 1/2 NPT, 120" Long

4816K49

Your reference:

Delivers tomorrow 11 am - 1 pm

9 **Extreme-Temperature Air and Steam Hose** 1 Each 86.09 Each 86.09

with 316 Stainless Steel Fittings, 1/2 NPT Male x 1/2 NPT Female, 36" Long

5793T71

Your reference:

Length, in.

36

Delivers tomorrow via freight

10 **Panel-Mount On/Off Valve** 2 Each 159.33 Each 318.66

316 Stainless Steel Body, Straight, 3/8 NPT Female, PTFE Seal

4118T121

Your reference:

Delivers tomorrow via freight

11 **316 Stainless Steel Threaded Pipe Fitting** 9 Each 8.62 Each 77.58

Low-Pressure, 90 Degree Elbow Connector, 3/8 NPT Female

4452K413

Your reference:

Delivers tomorrow via freight

12 **316 Stainless Steel Threaded Pipe Fitting** 1 Each 12.37 Each 12.37

Low-Pressure, Tee Connector, 3/8 NPT Female

4452K433

Your reference:

Delivers tomorrow 11 am - 1 pm

13	**Extreme-Temperature Air and Steam Hose** 316 Stainless Steel, 3/8 NPT Male x 37 Degree Flare UNF Female, 36" Long 5793T64 Your reference: **Length, in.** 36	2 Each	87.04 Each	174.08

Delivers tomorrow via freight

14	**316 Stainless Steel Threaded Pipe Fitting** Low-Pressure, Union Straight Connector, 3/8 NPT Female 4452K224 Your reference:	4 Each	18.33 Each	73.32

Delivers tomorrow via freight

15	**Strut-Mount Metal Routing Clamp** 316 Stainless Steel, 5/8" ID, 2-1/16" High 3115T94 Your reference:	10 Each	4.12 Each	41.20

Delivers tomorrow via freight

16	**Strut-Mount Metal Routing Clamp** 316 Stainless Steel, 3/4" ID, 1/16" Thick 3115T045 Your reference:	5 Each	4.46 Each	22.30

Delivers tomorrow 11 am - 1 pm

17	**Strut Channel** Slotted Hole, 316 Stainless Steel, 8 Feet Length 33085T79 Your reference: **Length, ft.** 8 ft.	4 Each	118.94 Each	475.76

Delivers tomorrow via freight

18	**Strut Channel Floor Mount** for Standard Channel, Straight Post, 316 Stainless Steel, 4" Long 33145T14 Your reference:	10 Each	137.98 Each	1,379.80

Delivers tomorrow via freight

19	**Strut Channel Floor Mount** for Stacked Channel, Straight Post, 316 Stainless Steel, 6" Long 33145T42 Your reference:	2 Each	183.61 Each	367.22

Delivers tomorrow via freight

20	**Back-to-Back Stacked Strut Channel** Slotted Hole, 304 Stainless Steel, 1-5/8" Height, 10 Feet Length 3291T2 Your reference: **Length, ft.-in.** 10 ft.	1 Each	217.94 Each	217.94

Delivers tomorrow via freight

21	**Corrosion-Resistant 316/316L Stainless Steel Sheet** 24" x 24", 1/4" Thick 9195K23 Your reference:	1 Each	393.45 Each	393.45

Delivers tomorrow via freight

22	**316 Stainless Steel Stud Anchor for Concrete** 1/2" Diameter, 5-1/2" Long 97799A214 Your reference:	5 Packs of 10 each	108.10 Pack	540.50

Merchandise	5,171.74
Shipping	140.24
Tax	400.81
Total	**$5,712.79**

Contact
Contact

Delivery method
Ground
Tomorrow

Delivery address
W. M. Lyles Co
715 west 4th St
Beaumont CA 92223

Delivery attention:
Armando Cayama

Payment method
Invoice

Invoice / receipt preference
PO BOX 28130
acayama@wmlylesco.com

Billing address
W. M. Lyles Co
PO BOX 28130
Fresno CA 93729

Tax
Taxable

Your order is subject only to our terms and conditions, available at www.mcmaster.com or from our Sales Department.

Southern Contracting Company
P.O. Box 445 San Marcos, CA 92079-0445
Tel 760-744-0760 Fax 760-744-6475
website: www.southerncontracting.com
email: info@southerncontracting.com

Change Order Request

103801 — Wastewater Treatment Plant Salt Mitigation Upgrade

COR Subject: CLAR-46 HP Washe System

To

Juan C. Ahumada
W.M. Lyles
42142 Roick Drive
Temecula, CA 92590
951-973-7393

Return To

Dan Alcantar
Southern Contracting Company
760-744-0760x621
619-778-0681
DAlcantar@southerncontracting.com

Contract No:	**55.1173**
COR Number:	**103801-COR#030**
COR Revision Number:	**0**
COR Date:	7/19/2021
Work Type:	Price / Do Not Proceed
Other Reference No:	CLAR-046
Days Valid:	**5**

Scope Of Work / Time Extension Request

The work associated with CLAR-046 HP wash System is a change to Southern Contracting Company's scope of work in which a change in Contract Price and Time is to be considered. Accordingly, Southern Contracting Company requests a Contract Change Order in the amount of $33,144.29

Scope of Work is as follows:
- Provide labor and materials to provide power to the HP wash System components.

The new booster pump (P-1471) will be powered and controlled by a 5 hp starter, installed as part of a new control Panel, CP-1471. The new fine screen spray motors (ME-1418 and ME-1428) will also be provided with 5 hp starters at CP-1471. Control panel CP-1471 will be located in the electrical building, as shown on drawing LE-01. CP-1471 will be powered from DP-HW2, utilizing a 30AT breaker, as shown on E-04 and E-12. Conduit P1471 (3/4-inch) 3#10 with #12 ground will be added to provide power from DP-HW2 to CP-1471. Spare conduit SP1412 will be repurposed as part of conduit P1471A from the starters in CP-1471 to HH-105. After exiting HH-105, conduit P1471A (1-inch, 9#10 with 3 #12 grounds) will power the new booster pump, P-1471, and the fine screen spray drives, ME- 1418 and ME-1428. See LE-05, CE-02, CE-03, CE-10, CE-11, CE-16 and CE-18. A 3/4-inch conduit (Shielded CAT6), F1471, will need to be added between CTC-HW and CP-1471 to provide communication for the new control panel. See CE-09.
New conduit C1471 has been designated for the control wires between CP-1471 and the new LCP located at the booster pump (LCP-1471). Spare conduit SP1422 will be repurposed as C1471+ and will be used to combine C1471 up to HH-105. Conduit C1471 will be routed from HH-105 to LCP-1471. This conduit will be 1-inch and contain 9 #12 wires with #12 ground (120VAC). See drawings CE-05, CE-06, CE-10, CE-16 and CE-18. One new LCP (LCPP-1471) with HOR and OCR switches for the booster pump motor and new solenoid valves (SV-1417 and SV-1427) will also be installed, as shown on LE-05. Conduits C1417 and C1427 will provide power and controls to SV-1417 and SV-1427 (2 #12, 120 VAC). New conduit C1418 (1-inch, 8 #12, intrinsically safe) has been added to provide control wiring from CP-1471 to the home and away switches for the fine screen spray bars. Spare conduit SP-1432 will be used to for C1418 from CP-

1471 to HH-105. See drawings CE-05, CE-10 and CE-18. The installation of the new booster pump will also require the addition of two new pressure gauges, one on the suction
line (PI-1470) and one on the discharge line (PI-1472). These will be the same make and model as other pressure gauges installed throughout the plant. See PI-05 and E-17.

Exclusions: Control Panels, Instrumentation, Installation of inline instrumentation, Set up of network and SCADA updates, programming, concrete, concrete pads, dry pack, digging, backfill, surface restoration, Overtime.

Change in time: 5 days

Southern Contracting reserves all rights to additional costs and time for changes not identified in the documents furnished, and is not responsible for additional costs or time for work which is not part of our contract scope of work, unless stipulated above. Should additional information or clarification be required, please contact me at your convenience.

Summary

Total: **$33,144.29**

Reservation of Rights

This COR does not include any amount for impacts such as interference, disruptions, rescheduling, changes in the sequence of work, delays and/or associated acceleration. We expressly reserve the right to submit our request for any of these items.

Signed By:

Dated: 7/19/2021

Daniel Alcantar
PM

Bid Summary Report

103801 Beaumont Chang Orders **Estimator: Dan Alcantar** **Job #2336**

Job Name: 103801 Beaumont Chang Orders

Contractor:

Estimator: Dan Alcantar

Notes:

Bid Date:

Summary Description	Material			Labor		
	Extended	%	Adjusted	Extended	%	Adjusted
COR#030 CLAR-046 HP wash System	$12,661.25	100.00%	$12,661.25	142.04	100.00%	142.04

Top Sheet

Raw Cost		$27,554.52	Sales per Month	$0.00
Tax		$981.25	Return per Month	$0.00
Raw Cost with Tax		$28,535.77	Price per Square Foot	$0.00
Overhead		$4,280.36	Hours per Square Foot	0.00
Profit		$0.00	Square Feet	0.00
Total Return Amount		$4,280.36	Job Months	0.00
Total Return %		12.91%	Hours per Week	0.00
Price		$32,816.13	Workers per Day	0.00
Bond		$328.16	Total Hours	142.04
Sell Price		**$33,144.29**	Markup Sales Tax (Overhead)	Yes
Adjusted Sell ()		$0.00	Markup Sales Tax (Profit)	Yes
Adjusted Sell Return	0.00 %	$0.00	Use Bond Table	Yes

Labor

Class Description	Percent of Total	Hours Distributed	Hourly Rate	Burden Rate	Burden Percent	Labor Cost
Journeyman	100.00%	142.04	$85.51	$0.00	0.00%	$12,146.27
Totals	100.00%	142.04	$85.51	$0.00	0.00%	$12,146.27

Mark Ups

	Total		OVERHEAD %	OVERHEAD Amount		PROFIT %	PROFIT Amount
Materials	$12,661.25	+	15.00%	$14,560.44	+	0.00%	$14,560.44
Labor	$12,146.27	+	15.00%	$13,968.21	+	0.00%	$13,968.21
Supplier Quotes	$0.00	+	15.00%	$0.00	+	0.00%	$0.00
SubContractors	$0.00	+	5.00%	$0.00	+	0.00%	$0.00
Direct Job Expense	$2,747.00	+	15.00%	$3,159.05	+	0.00%	$3,159.05

Bid Summary Report

103801 Beaumont Chang Orders **Estimator: Dan Alcantar** **Job #2336**

Equipment Rental	$0.00	+	15.00%	$0.00	+	0.00%	$0.00
Totals	**$27,554.52**		**15.00%**	**$31,687.70**		**0.00%**	**$31,687.70**

Tax Report

	Taxed Amount	Tax Rate %	Tax Amount
Materials	$12,661.25	7.75%	$981.25
Labor	$12,146.27	0.00%	$0.00
Supplier Quotes	$0.00	0.00%	$0.00
SubContractors	$0.00	0.00%	$0.00
Direct Job Expense	$0.00	0.00%	$0.00
Equipment Rental	$0.00	0.00%	$0.00
		Total Tax:	$981.25

Direct Job Expense

Name	Supplier	Tax (0.0 %)	Unit Cost	Multiplier	Amount
Truck		No	$27.47	100.00	$2,747.00
				Total:	$2,747.00

Job Name: 103801 Beaumont Chang Orders
Job Number: 2336
Extension Name: COR#030 CLAR-046 HP wash System

[Items and ByProducts]

Material Filter: <None>
Report: COR - 1

Item #	Item Name	Quantity	Unit Price	U	Ext Price	Unit Labor	U	Ext Labor
Label Set: Combined, Combined, Combined, Combined, Combined					**$12,661.25**			**142.04**
Cost Code: 010 - Conduit/Raceway					$2,069.84			18.00
1,134	3/4 GRC	30.00	$360.05	C	$108.01	6.00	C	1.80
1,974	1-3/4 REDUCING BUSHING	8.00	$375.69	C	$30.06	20.00	C	1.60
2,536	1 5/8 KINDORF-SLOTTED HDG	10.00	$460.00	C	$46.00	11.00	C	1.10
2,677	1 5/8 STRUT-STAINLESS	20.00	$1,187.50	C	$237.50	15.00	C	3.00
2,703	3/4 GRC/PVC COATED	40.00	$474.52	C	$189.81	8.00	C	3.20
2,704	1 GRC/PVC COATED	20.00	$614.33	C	$122.87	10.00	C	2.00
2,811	1 GRC/PVC HUB	4.00	$51.43	E	$205.74	50.00	C	2.00
3,101	3/4 GRC/PVC C105 STRP	10.00	$253.52	C	$25.35	3.00	C	0.30
3,102	1 GRC/PVC C105 STRP	20.00	$278.52	C	$55.70	3.00	C	0.60
3,977	1/2" FLEX WP OCAL STR CONN	20.00	$52.44	E	$1,048.80	12.00	C	2.40
Cost Code: 020 - Wire/Cable					$3,714.21			108.04
4	16 TSP - SHIELDED CABLE BELDEN	1,000.00	$720.00	M	$720.00	10.00	M	10.00
44	12 THHN CU STRANDED	8,850.00	$175.24	M	$1,550.86	6.00	M	53.10
45	10 THHN CU STRANDED	3,750.00	$267.99	M	$1,004.95	7.50	M	28.13
749	CAT6E CABLE	100.00	$950.00	M	$95.00	25.00	M	2.50
750	CAT6 TERMINATION	2.00	$6.60	E	$13.20	0.25	E	0.50
4,151	16 GA TERMINATION	12.00	$300.00	C	$36.00	0.12	E	1.44
4,153	12 GA TERMINATION	48.00	$110.00	C	$52.80	0.15	E	7.20
4,154	10 GA TERMINATION	24.00	$110.00	C	$26.40	0.18	E	4.32
60,050	Wire Tags Tube Style	86.00	$250.00	C	$215.00	1.00	C	0.86
Cost Code: 060 - Hazardous Systems					$6,877.20			16.00
3,886	1/2" EP PROOF FLEX 18"	20.00	$343.86	E	$6,877.20	0.80	E	16.00
[Items and ByProducts] Total:					**$12,661.25**			**142.04**

CITY OF BEAUMONT WASTEWATER TREATMENT PLANT
SALT MITIGATION UPGRADE PROJECT

CLARIFICATION 46

To (Construction Manager):	Stantec Attention: Charles Reynolds Phone: 702-497-8024 Email: Charles.w.reynolds@stantec.com
From (Engineer):	AQUA Engineering Attention: Boris Petkovic Phone: 801-683-3734 Email: boris.petkovic@aquaeng.com
Subject: Fine Screens Water Booster Pumps	**Location:** Fine Screens Area

Reference Documents: Drawing Nos. FSM-1, FSM-2, PI-05, LE-01, LE-05, E-04, E-12, E-17, CE-02, CE-03, CE-05, CE-06, CE-08, CE-09, CE-10, CE-11, CE-16, CE-18

CLARIFICATION

Note the following:

An optional high-pressure wash system will be installed at the two existing fine screens to minimize the time required for manual washing by plant staff. Huber Technology will provide the required internal screen components, booster pump (P-1471), associated solenoid valves (SV-1417 and SV-1427) and labor required to install the internal screen components. The supply and discharge piping and misc. valves, instrumentation, pump and pipe supports shall be provided and installed by the contractor as indicated in the attached FSM-1 and -2 drawings.

The new booster pump (P-1471) will be powered and controlled by a 5 hp starter, installed as part of a new control panel, CP-1471. The new fine screen spray motors (ME-1418 and ME-1428) will also be provided with 5 hp starters at CP-1471. Control panel CP-1471 will be located in the electrical building, as shown on drawing LE-01. CP-1471 will be powered from DP-HW2, utilizing a 30AT breaker, as shown on E-04 and E-12. Conduit P1471 (3/4-inch) 3#10 with #12 ground will be added to provide power from DP-HW2 to CP-1471. Spare conduit SP1412 will be repurposed as part of conduit P1471A from the starters in CP-1471 to HH-105. After exiting HH-105, conduit P1471A (1-inch, 9#10 with 3 #12 grounds) will power the new booster pump, P-1471, and the fine screen spray drives, ME-1418 and ME-1428. See LE-05, CE-02, CE-03, CE-10, CE-11, CE-16 and CE-18.

A 3/4-inch conduit (Shielded CAT6), F1471, will need to be added between CTC-HW and CP-1471 to provide communication for the new control panel. See CE-09.

New conduit C1471 has been designated for the control wires between CP-1471 and the new LCP located at the booster pump (LCP-1471). Spare conduit SP1422 will be repurposed as C1471+ and will be used to combine C1471 up to HH-105. Conduit C1471 will be routed from HH-105 to LCP-1471. This conduit will be 1-inch and contain 9 #12 wires with #12 ground (120VAC). See drawings CE-05, CE-06, CE-10, CE-16 and CE-18. One new LCP (LCP-P-1471) with HOR and OCR switches for the booster pump motor and new solenoid valves (SV-1417 and SV-1427) will also be installed, as shown on LE-05. Conduits C1417 and C1427 will provide power and controls to SV-1417 and SV-1427 (2 #12, 120 VAC).

New conduit C1418 (1-inch, 8 #12, intrinsically safe) has been added to provide control wiring from CP-1471 to the home and away switches for the fine screen spray bars. Spare conduit SP-1432 will be used to for C1418 from CP-1471 to HH-105. See drawings CE-05, CE-10 and CE-18.

The installation of the new booster pump will also require the addition of two new pressure gauges, one on the suction line (PI-1470) and one on the discharge line (PI-1472). These will be the same make and model as other pressure gauges installed throughout the plant. See PI-05 and E-17.

CITY OF BEAUMONT WASTEWATER TREATMENT PLANT
SALT MITIGATION UPGRADE PROJECT

Prepared By (Name): Boris Petkovic, AQUA Engineering; Lindsey Stevens, SKM Engineering	**Date**: 6/29/2021
Distributed By:	**Date**:

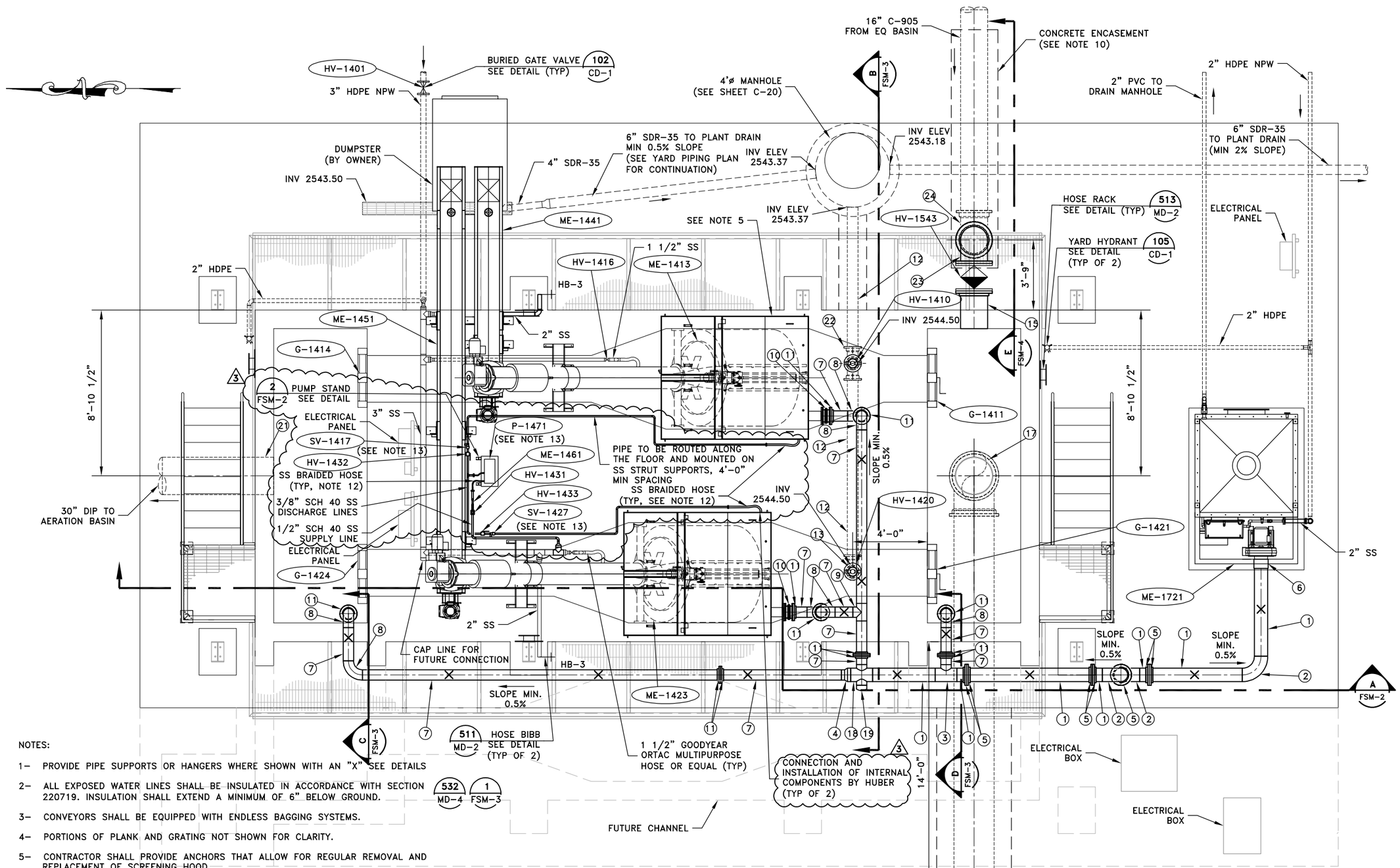

NOTES:

1– PROVIDE PIPE SUPPORTS OR HANGERS WHERE SHOWN WITH AN "X" SEE DETAILS

2– ALL EXPOSED WATER LINES SHALL BE INSULATED IN ACCORDANCE WITH SECTION 220719. INSULATION SHALL EXTEND A MINIMUM OF 6" BELOW GROUND. (532 MD-4) (1 FSM-3)

3– CONVEYORS SHALL BE EQUIPPED WITH ENDLESS BAGGING SYSTEMS.

4– PORTIONS OF PLANK AND GRATING NOT SHOWN FOR CLARITY.

5– CONTRACTOR SHALL PROVIDE ANCHORS THAT ALLOW FOR REGULAR REMOVAL AND REPLACEMENT OF SCREENING HOOD.

6– CONVEYOR SUPPLIER SHALL PROVIDE SUPPORTS AS REQUIRED.

7– FOR PIPE SCHEDULE SEE SHEET FSM-3.

8– ALL FRP PIPING SHALL SLOPE MINIMUM 0.5% TO DRAIN, BACK TO CHANNEL, OR INTO ODOR CONTROL SYSTEM.

9– PROVIDE SUPPORTS FOR SS NPW AS SHOWN IN DETAIL 542 MD-5 AS REQUIRED.

10– ALL UNDERGROUND PIPING TO BE CONCRETE ENCASED AS SHOWN IN DETAIL 376 SD-7

11– CONTRACTOR TO COORDINATE AND VERIFY WASH WATER PIPE, HOSE SIZING, AND CONNECTIONS WITH BOOSTER PUMP MANUFACTURER AND SCREEN MANUFACTURER. 3

12– SS BRAIDED HOSE TO BE RATED FOR 1800 PSI PRESSURE (MINIMUM).

13– P-1471, SV-1417 AND SV-1427 PROVIDED BY HUBER (INSTALLED BY CONTRACTOR) (SEE ELECTRICAL DRAWINGS FOR ADDITIONAL REQUIREMENTS). 3

MECHANICAL PLAN

SCALE: 3/8"=1'-0"

0 2 4
Scale in Feet

DRAWING IS TO SCALE IF BAR MEASURES:
1" = FULL SCALE
1/2" = HALF SCALE

NO.	DATE	DESIGN	DRAWN	CHECKED
ORIGINAL				
C	09/05/18	DPS	BDP	
REVISIONS				
1	11/15/18	DPS	KRB	
2	10/11/19	DPS	BDP	
3	06/18/21	SSB	BDP	

Item 13.

CITY OF BEAUMONT

SALT MITIGATION WWTP UPGRADE
FINE SCREENS
MECHANICAL PLAN

THIS DRAWING IS PROPERTY OF AQUA ENGINEERING INC. AND IS TRANSMITTED IN CONFIDENCE NEITHER RECEIPT NOR POSSESSION CONFERS OR TRANSFERS ANY RIGHTS TO REPRODUCE, USE, OR DISCLOSE, IN WHOLE OR IN PART, DATA CONTAINED HEREIN FOR ANY PURPOSE WITHOUT THE WRITTEN PERMISSION OF AQUA ENGINEERING INC. © COPYRIGHTED 2016 BOUNTIFUL, UTAH

AQUA ENGINEERING
533 W. 2600 S., SUITE 275, BOUNTIFUL, UT 84010
PHONE (801) 299-1327 FAX (801) 299-0153

ALBERT A. WEBB ASSOCIATES
CIVIL ENGINEERS
ENGINEERING CONSULTANTS
8519 Jackson Road
Ione, CA 95640
PH. (916) 686-1070
FAX (916) 686-1258

SHEET
FSM-1

BDP 10/16/2019 X:\Beaumont\Salt Mitigation WWTP Upgrade WEBB170227\Drafting\FINE SCREENS\FSM-1.dwg

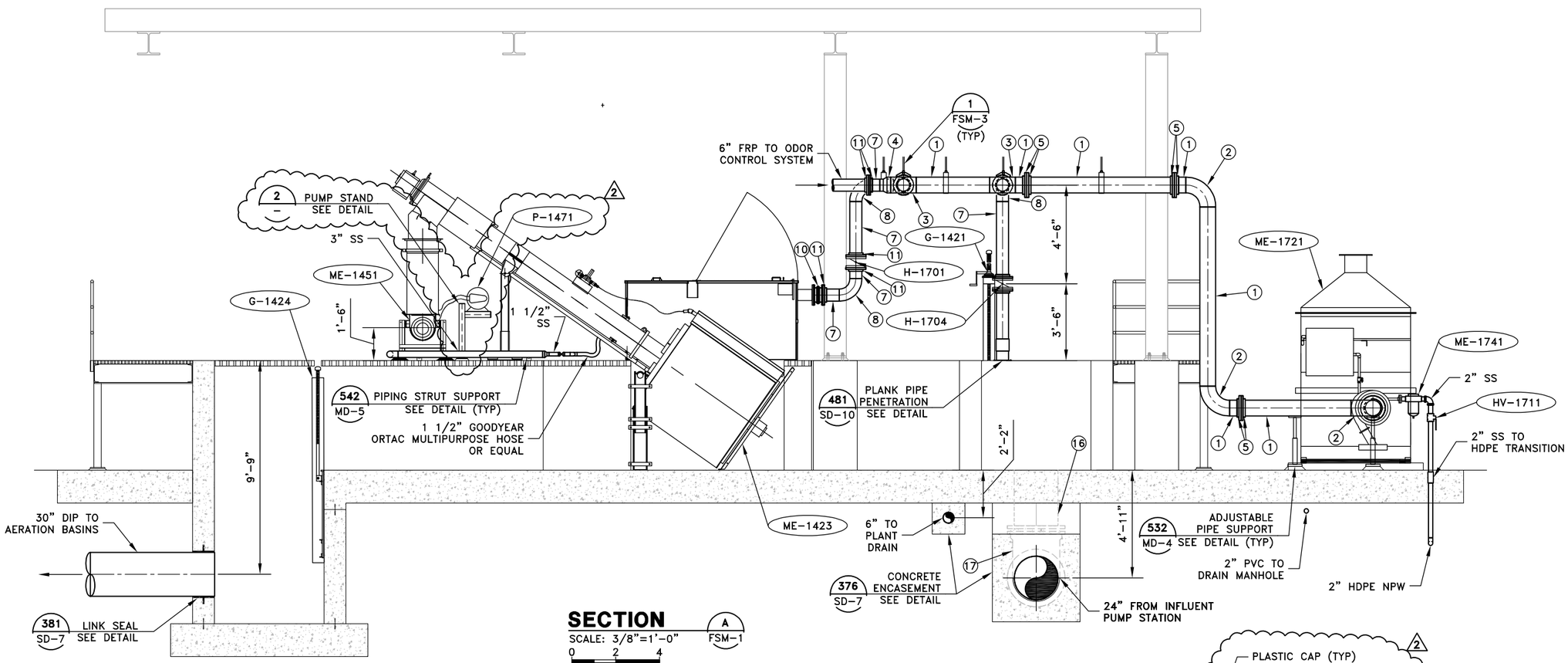

SECTION A FSM-1

SCALE: 3/8"=1'-0"

0 2 4

Scale In Feet

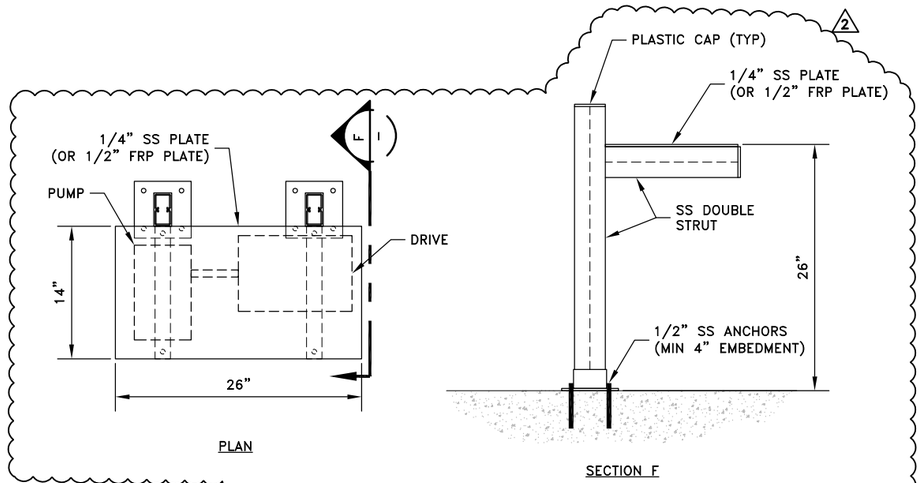

PUMP STAND 2

SCALE: NTS

NOTES:

1- FOR PIPE SCHEDULE SEE SHEET FSM-3.

2- CONTRACTOR TO COORDINATE AND VERIFY WASH WATER PIPE, HOSE SIZING, AND CONNECTIONS WITH BOOSTER PUMP MANUFACTURER AND SCREEN MANUFACTURER.

3- SS BRAIDED HOSE TO BE RATED FOR 1800 PSI PRESSURE (MINIMUM).

4- P-1471, SV-1417 AND SV-1427 PROVIDED BY HUBER (INSTALLED BY CONTRACTOR) (SEE ELECTRICAL DRAWINGS FOR ADDITIONAL REQUIREMENTS).

0 1/2 1

DRAWING IS TO SCALE IF BAR MEASURES:
1" = FULL SCALE
1/2" = HALF SCALE

NO.	DATE	DESIGN	DRAWN	CHECKED
ORIGINAL				
C	09/05/18	DPS	BDP	
REVISIONS				
1	11/15/18	DPS	KRB	
2	06/18/21	SSB	BDP	

Item 13.

CITY OF BEAUMONT

SALT MITIGATION WWTP UPGRADE
FINE SCREENS
MECHANICAL SECTIONS

THIS DRAWING IS PROPERTY OF AQUA ENGINEERING INC. AND IS TRANSMITTED IN CONFIDENCE. NEITHER RECEIPT NOR POSSESSION CONFERS OR TRANSFERS ANY RIGHTS TO REPRODUCE, USE, OR DISCLOSE, IN WHOLE OR IN PART, DATA CONTAINED HEREIN FOR ANY PURPOSE WITHOUT THE WRITTEN PERMISSION OF AQUA ENGINEERING INC. © COPYRIGHTED 2016 BOUNTIFUL, UTAH

AQUA ENGINEERING
533 W. 2600 S. SUITE 275, BOUNTIFUL, UT 84010
PHONE (801) 299-1327 FAX (801) 299-0153

ALBERT A. WEBB ASSOCIATES
ENGINEERING CONSULTANTS
CIVIL ENGINEERS
PHONE (951) 686-1070
FAX (951) 788-1256

SHEET FSM-2

KRB 11/27/2018 X:\Beaumont\Salt Mitigation WWTP Upgrade WEBB170227\Drafting\FINE SCREENS\FSM-2.dwg

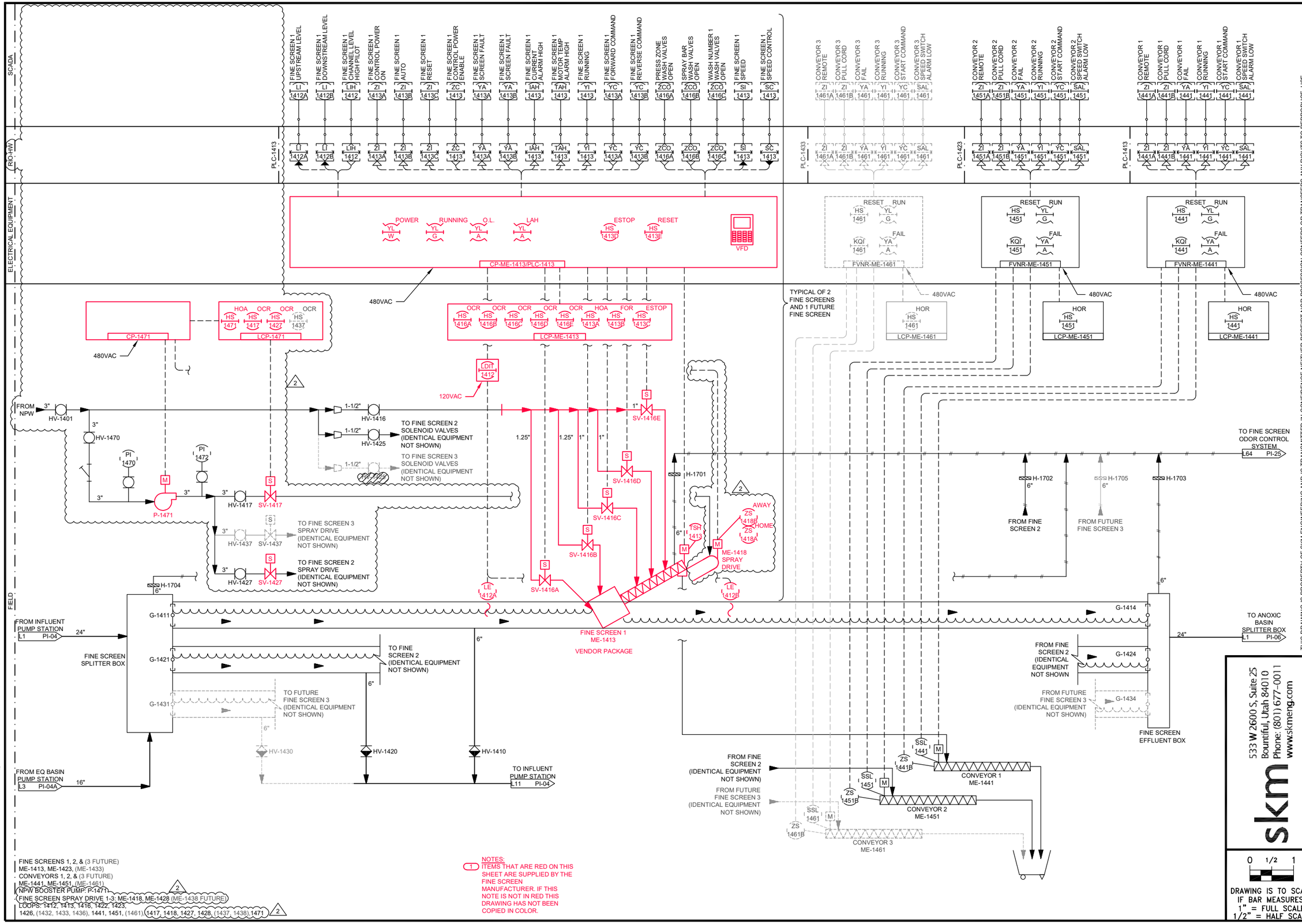

FINE SCREENS 1, 2, & (3 FUTURE)
ME-1413, ME-1423, (ME-1433)
CONVEYORS 1, 2, & (3 FUTURE)
ME-1441, ME-1451, (ME-1461)
NPW BOOSTER PUMP: P-1471
FINE SCREEN SPRAY DRIVE 1-3: ME-1418, ME-1428 (ME-1438 FUTURE)
LOOPS: 1412, 1413, 1416, 1422, 1423,
1426, (1432, 1433, 1436), 1441, 1451, (1461) 1417, 1418, 1427, 1428, (1437, 1438) 1471

NOTES:
1. ITEMS THAT ARE RED ON THIS SHEET ARE SUPPLIED BY THE FINE SCREEN MANUFACTURER. IF THIS NOTE IS NOT IN RED THIS DRAWING HAS NOT BEEN COPIED IN COLOR.

DRAWING IS TO SCALE
IF BAR MEASURES:
1" = FULL SCALE
1/2" = HALF SCALE

Item 13.

NO.	DATE	DESIGN	DRAWN	CHECKED
C	09/05/18	MPJ	DCL	

ORIGINAL

REVISIONS

1	11/26/18	MPJ	BB
2	10/11/19	MPJ	DCL
3	06/07/21	MPJ	DCL

CITY OF BEAUMONT

SALT MITIGATION WWTP UPGRADE INSTRUMENTATION - P&IDS FINE SCREENS

THIS DRAWING IS PROPERTY OF SKM ENGINEERING AND IS TRANSMITTED IN CONFIDENCE NEITHER RECEIPT NOR POSSESSION CONFERS OR TRANSFERS ANY RIGHTS TO REPRODUCE, USE, OR DISCLOSE, IN WHOLE OR IN PART, DATA CONTAINED HEREIN FOR ANY PURPOSE WITHOUT THE WRITTEN PERMISSION OF SKM ENGINEERING. © COPYRIGHTED 2018 BOUNTIFUL, UTAH

AQUA ENGINEERING
533 W. 2600 S, SUITE 275, BOUNTIFUL, UT 84010
PHONE (801) 299-1327 FAX (801) 299-0153

skm
533 W 2600 S, Suite 25
Bountiful, Utah 84010
Phone: (801) 677-0011
www.skmeng.com

ALBERT A. WEBB ASSOCIATES
CIVIL ENGINEERS
3788 MC RAY STREET
RIVERSIDE, CA 92506
PH. (951) 686-1070
FAX (951) 788-1256
ENGINEERING CONSULTANTS

C:\USERS\DANIEL.LEAVITT\AQUA ENGINEERING\BEAUMONT - DOCUMENTS\WEBB170227 SALT MITIGATION WWTP UPGRADE\050 DRAFTING\997 ELECTRICAL\01 PI-05 FINE SCREENS.DWG
6/17/2021

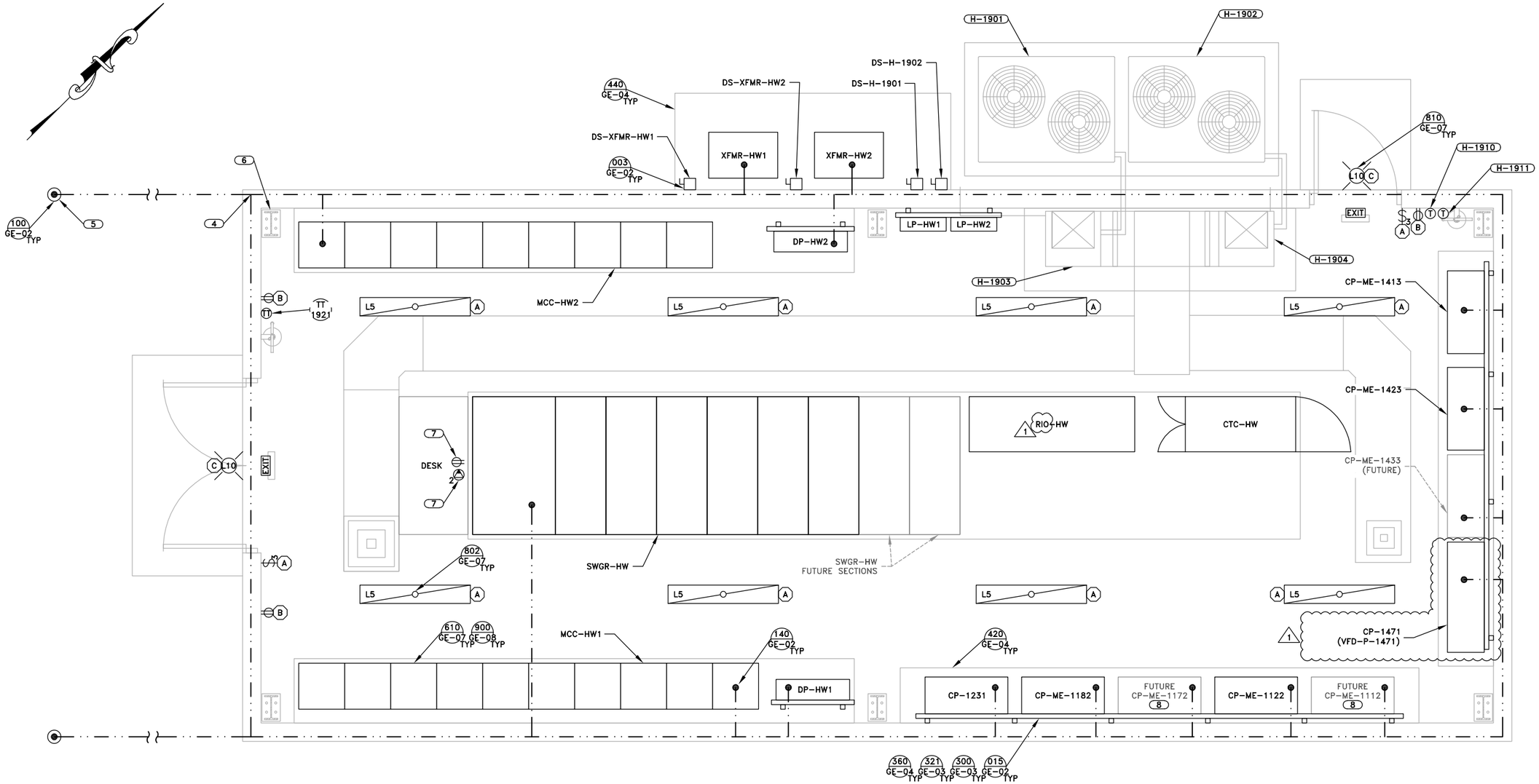

NOTES:

1. CONDUIT SHALL ONLY RUN EXPOSED WHERE NECESSARY. ALL EXPOSED CONDUIT SHALL BE GALVANIZED RIGID STEEL (GRS). PANELS SHALL BE STAINLESS STEEL NEMA 4.
2. CONTRACTOR SHALL BE RESPONSIBLE FOR SUBMITTING CONDUIT DETAILS AND A CONDUIT ROUTING PLAN IN AUTOCAD FORMAT TO THE ELECTRICAL ENGINEER FOR APPROVAL.
3. LIMIT EXPOSED CONDUITS, 90° BENDS, AND WALL PENETRATIONS. MAINTAIN SEPARATION BETWEEN SIGNAL AND POWER-CARRYING CONDUITS.
4. CONTRACTOR SHALL PROVIDE 2 CONCRETE ENCASED ELECTRODES IN FOOTINGS PER SPECIFICATIONS 60' PER CONDUCTOR.
5. CONTRACTOR SHALL INSTALL (2) 10'X3/4"ø COPPER GROUND RODS 10' MINIMUM SPACING AND 10' MINIMUM FROM BUILDING.
6. BOND ALL BUILDING STEEL TO GROUND PER NEC.
7. FLOOR MOUNTED OUTLETS.
8. ALLOCATE SPACE AND ROUTE CONDUITS FOR EXISTING SCREEN 1 AND WASHPACTOR 1. THE EXISTING PANELS ARE CURRENTLY ADJACENT TO THE EQUIPMENT AT THE HEADWORKS BUT IF IT IS EVER REPLACED IT WOULD BE RELOCATED TO THIS LOCATION.

ELECTRICAL BUILDING PLAN

1/2" = 1'-0"

0 2 4

Scale in Feet

ELECTRICAL LEGEND

L5 — H.E. WILLIAMS 39W LED 1'X4' FIXTURE WITH EMERGENCY AND DIMMING DRIVERS. MODEL ATS1-14-L40/840-D-EM/10WLP-DIM-UNV OR APPROVED EQUAL

L10 — MAXLITE LED FULL CUTOFF 40W WALL LIGHT (WALL PACK) WITH PHOTOCELL CONTROL. MODEL MLLWP40LED50DSPC12 OR APPROVED EQUAL.

EXIT — DAY-BRITE VE SERIES EXIT SIGN. MODEL VEGW OR APPROVED EQUAL.

DUPLEX OUTLET
G: GFCI PROTECTED OUTLET
WP: WEATHER-PROOF OUTLET GFCI PROTECTED.

DATA OUTLET (2 PORT ETHERNET JACK W/ 2 PORT TELEPHONE

A — DEVICES WITH SAME LETTER CODE (I.E. A,B,C) REPRESENT DEVICES ON SAME CIRCUIT.

NO.	DATE	DESIGN	DRAWN	CHECKED
ORIGINAL				
C	09/05/18	MPJ	DCL	
REVISIONS				
1	06/07/21	MPJ	DCL	

Item 13.

CITY OF BEAUMONT

SALT MITIGATION WWTP UPGRADE
ELECTRICAL - LAYOUT
ELECTRICAL BUILDING PLAN

THIS DRAWING IS PROPERTY OF SKM ENGINEERING AND IS TRANSMITTED IN CONFIDENCE NEITHER RECEIPT NOR POSSESSION CONFERS OR TRANSFERS ANY RIGHTS TO REPRODUCE, USE, OR DISCLOSE, IN WHOLE OR IN PART, DATA CONTAINED HEREIN FOR ANY PURPOSE WITHOUT THE WRITTEN PERMISSION OF SKM ENGINEERING. © COPYRIGHTED 2018 BOUNTIFUL, UTAH

AQUA ENGINEERING
533 W 2600 S, SUITE 275, BOUNTIFUL, UT 84010
PHONE (801) 299-1327 FAX (801) 299-0153

skm
533 W 2600 S, Suite 25
Bountiful, Utah 84010
Phone: (801) 677-0011
www.skmeng.com

ALBERT A. WEBB ASSOCIATES
CIVIL ENGINEERS
3788 McCRAY STREET
RIVERSIDE CA 92506
PH: (951) 686-1070
FAX (951) 788-1256
ENGINEERING CONSULTANTS

0 1/2 1

DRAWING IS TO SCALE
IF BAR MEASURES:
1" = FULL SCALE
1/2" = HALF SCALE

6/17/2021 C:\USERS\DANIEL.LEAVITT\AQUA ENGINEERING\BEAUMONT - DOCUMENTS\WEBB170227 SALT MITIGATION WWTP UPGRADE\050 DRAFTING\997 ELECTRICAL\13 LE-01 ELECTRICAL BUILDING PLAN.DWG

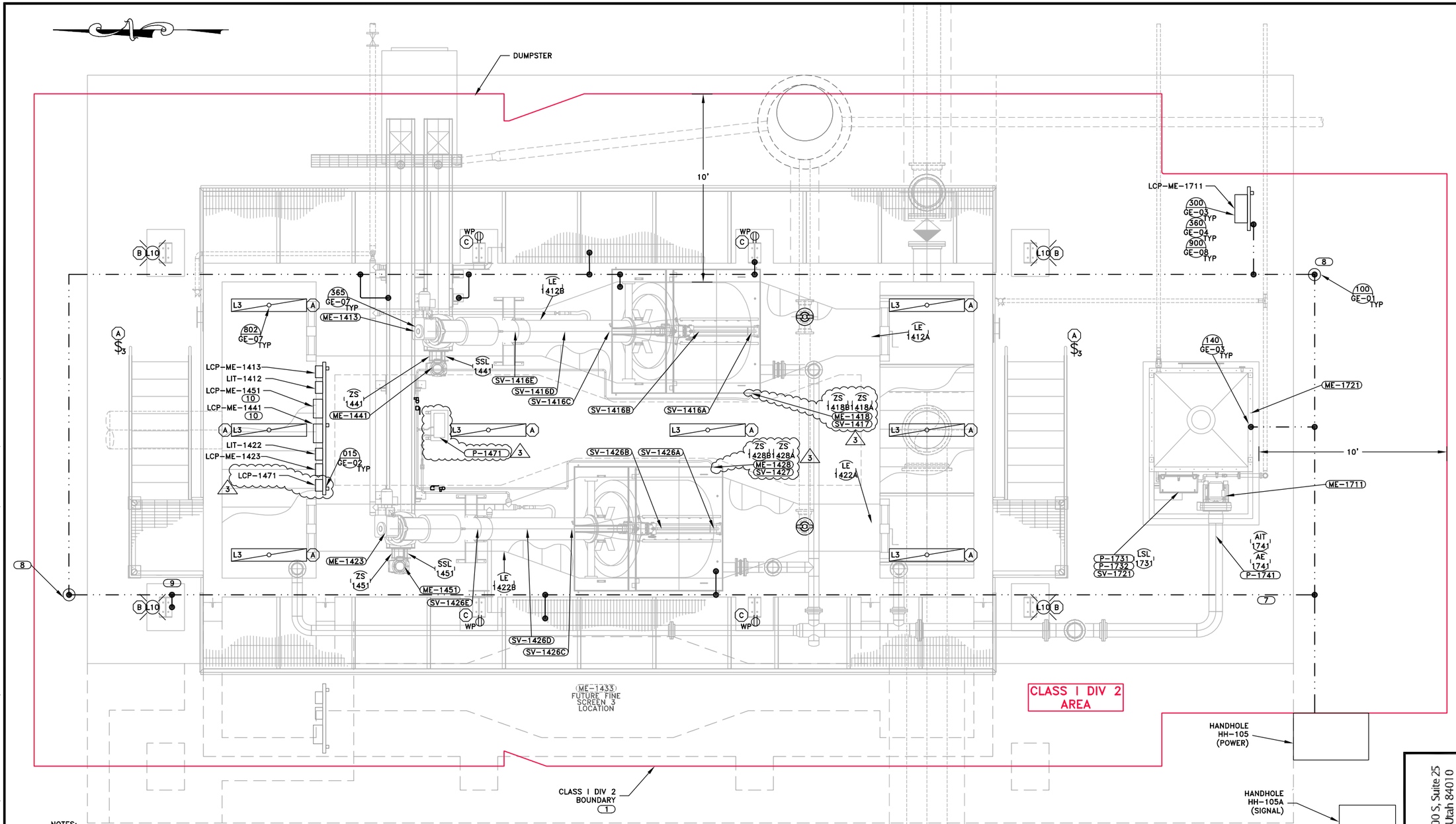

NOTES:

1. THE FINE SCREEN CHANNELS AND INTERIOR OF THE SCREENS AS WELL AS THE FINE SCREEN ODOR CONTROL UNIT ARE CLASS I, DIV2. FOR ELECTRICAL COMPONENTS IN THIS CLASSIFIED AREA, ALL COMPONENTS SHALL BE RATED CLASS I, DIV 2 AND SEAL OFFS SHALL BE UTILIZED PER THE REQUIREMENTS OF NEC. FOR THE UNCLASSIFIED SPACE SURROUNDING THIS AREA, ALL COMPONENTS SHALL BE CORROSION RESISTANT AND PANELS SHALL BE 316SS NEMA 4X. ALL EXPOSED CONDUITS AND FITTINGS SHALL BE PVC COATED GRS. ALL CHANNEL, ANCHORS, FASTENERS AND ASSOCIATED HARDWARE SHALL BE 316SS. CONDUIT SHALL ONLY RUN EXPOSED WHERE NECESSARY.
2. CONTRACTOR SHALL BE RESPONSIBLE FOR SUBMITTING CONDUIT DETAILS AND A CONDUIT ROUTING PLAN IN AUTOCAD FORMAT TO THE ELECTRICAL ENGINEER FOR APPROVAL.
3. LIMIT EXPOSED CONDUITS, 90° BENDS, AND WALL PENETRATIONS. MAINTAIN SEPARATION BETWEEN SIGNAL AND POWER-CARRYING CONDUITS.
4. MOUNT ALL LCP'S AND PANELS AT LEAST 3' ABOVE THE HIGHEST LIQUID LEVEL.
5. ALL ELECTRONIC DISPLAYS SUBJECT TO OUTDOOR EXPOSURE SHALL BE PROTECTED AS PER DETAIL 901.
6. CONTRACTOR TO KEEP APPROPRIATE SEPARATION BETWEEN 480VAC, 120VAC AND 24VDC IN ALL JUNCTION AND PULL BOXES.
7. CONTRACTOR SHALL PROVIDE 2 CONCRETE ENCASED ELECTRODES IN FOOTINGS PER SPECIFICATIONS 60' PER CONDUCTOR.
8. CONTRACTOR SHALL INSTALL (2) 10'X3/4"ø COPPER GROUND RODS 10' MINIMUM SPACING AND 10' MINIMUM FROM BUILDING.
9. BOND ALL BUILDING STEEL TO GROUND PER NEC.
10. LCP SHALL BE NEMA 4X DISCONNECT SWITCH WITH HOR SWITCH. LCP SHALL BE A MINIMUM OF 12"X6"X6".

FINE SCREENS ELECTRICAL PLAN

3/8" = 1'-0"

0 2 4

Scale in Feet

ELECTRICAL LEGEND

L3 — DAY-BRITE 49W 1'X4' WET LOCATION LED FIXTURE MODEL DWAE43L840-4-UNV OR APPROVED EQUAL

L10 — MAXLITE LED FULL CUTOFF 40W WALL LIGHT (WALL PACK) WITH PHOTO CELL CONTROL. MODEL MLLWP40LED50DSPC12 OR APPROVED EQUAL.

DUPLEX OUTLET
G: GFCI PROTECTED OUTLET
WP: WEATHER-PROOF OUTLET GFCI PROTECTED.

(A) DEVICES WITH SAME LETTER CODE (I.E. A,B,C) REPRESENT DEVICES ON SAME CIRCUIT.

NO.	DATE	DESIGN	DRAWN	CHECKED
ORIGINAL				
C	09/05/18	WPJ	DCL	
REVISIONS				
1	11/26/18	WPJ	BB	
2	02/25/19	WPJ	DCL	
3	06/07/21	WPJ	DCL	

Item 13.

CITY OF BEAUMONT

SALT MITIGATION WWTP UPGRADE
ELECTRICAL - LAYOUT
FINE SCREENS ELECTRICAL PLAN

THIS DRAWING IS PROPERTY OF SKM ENGINEERING AND IS TRANSMITTED IN CONFIDENCE NEITHER RECEIPT NOR POSSESSION CONFERS OR TRANSFERS ANY RIGHTS TO REPRODUCE, USE, OR DISCLOSE, IN WHOLE OR IN PART, DATA CONTAINED HEREIN FOR ANY PURPOSE WITHOUT THE WRITTEN PERMISSION OF SKM ENGINEERING. © COPYRIGHTED 2018 BOUNTIFUL, UTAH

AQUA ENGINEERING
533 W. 2600 S. SUITE 275, BOUNTIFUL, UT 84010
PHONE (801) 299-1327 FAX (801) 299-0153

skm
533 W 2600 S, Suite 25
Bountiful, Utah 84010
Phone: (801) 677-0011
www.skmeng.com

ALBERT A. WEBB ASSOCIATES
CIVIL ENGINEERS
ENGINEERING CONSULTANTS
3788 McCRAY STREET
RIVERSIDE, CA 92506
PH. (951) 686-1070
FAX (951) 788-1256

0 1/2 1

DRAWING IS TO SCALE
IF BAR MEASURES:
1" = FULL SCALE
1/2" = HALF SCALE

SHEET 98 OF 172

LE-05

6/29/2021 C:\USERS\DANIEL.LEAVITT\AQUA ENGINEERING\BEAUMONT - DOCUMENTS\WEBB170227 SALT MITIGATION WWTP UPGRADE\050 DRAFTING\997 ELECTRICAL\13 LE-05 FINE SCREENS ELECTRICAL PLAN.DWG

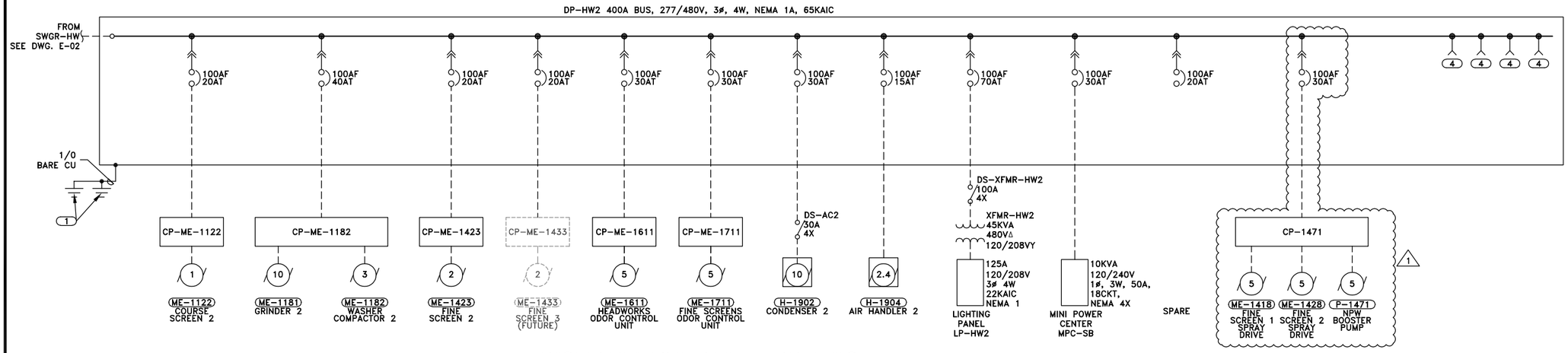

DISTRIBUTION PANEL DP-HW2

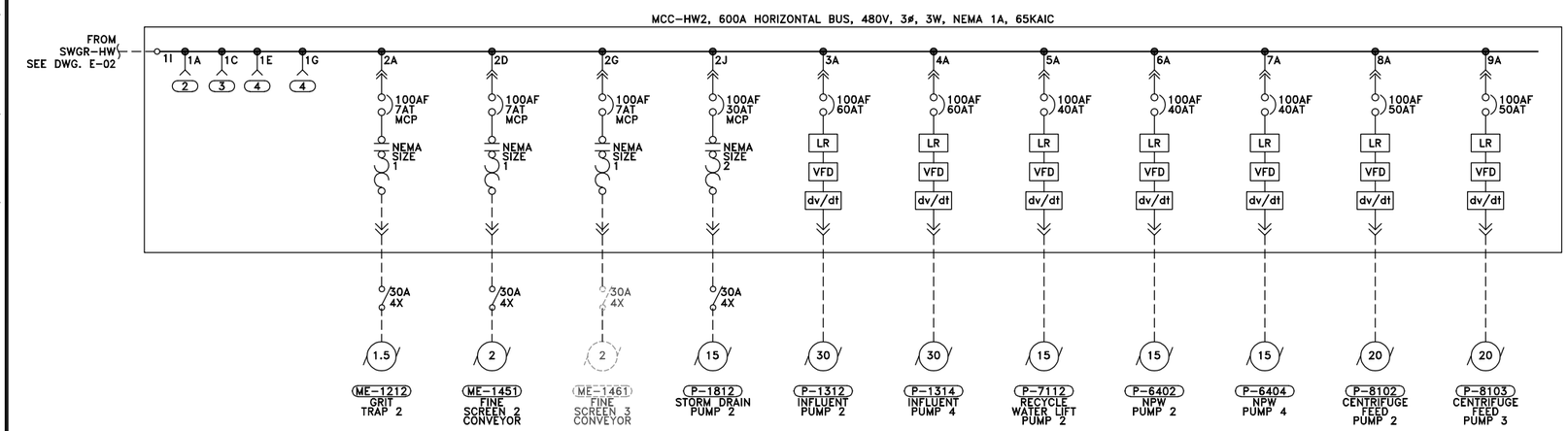

MOTOR CONTROL CENTER MCC-HW2 ONELINE DIAGRAM

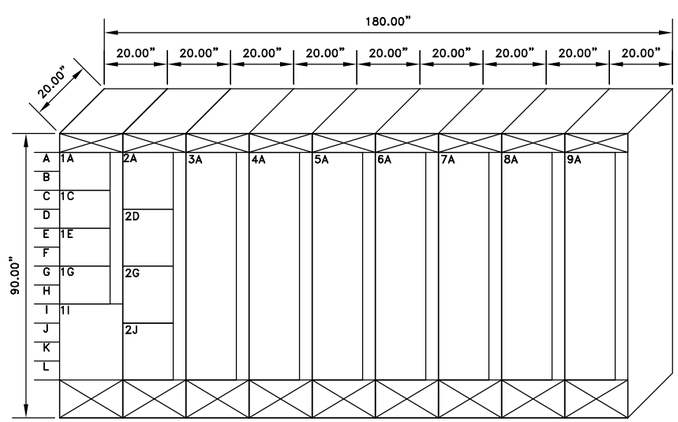

MCC-HW2 ELEVATION

SCALE: 1/2" = 1'-0

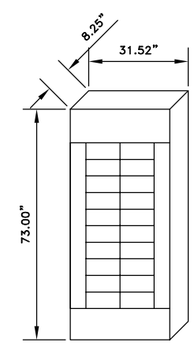

DP-HW2 ELEVATION

SCALE: 1/2" = 1'-0

NOTES:

1. GROUND GRID
2. ETHERNET SWITCH
3. ETHERNET POWER SUPPLY
4. SPACE FOR FUTURE VFD, STARTER OR FEEDER BREAKER.

Item 13.

NO.	DATE	DESIGN	DRAWN	CHECKED
ORIGINAL				
C	09/05/18	MPJ	DCL	
REVISIONS				
1	06/07/21	MPJ	DCL	

THIS DRAWING IS PROPERTY OF SKM ENGINEERING AND IS TRANSMITTED IN CONFIDENCE NEITHER RECEIPT NOR POSSESSION CONFERS OR TRANSFERS ANY RIGHTS TO REPRODUCE, USE, OR DISCLOSE, IN WHOLE OR IN PART, DATA CONTAINED HEREIN FOR ANY PURPOSE WITHOUT THE WRITTEN PERMISSION OF SKM ENGINEERING. © COPYRIGHTED 2018 BOUNTIFUL, UTAH

CITY OF BEAUMONT

SALT MITIGATION WWTP UPGRADE
ELECTRICAL - POWER DISTRIBUTION
MCC-HW2 ONELINE

AQUA ENGINEERING
533 W. 2600 S, SUITE 275, BOUNTIFUL, UT 84010
PHONE (801) 299-1327 FAX (801) 299-0153

skm
533 W 2600 S, Suite 25
Bountiful, Utah 84010
Phone: (801) 677-0011
www.skmeng.com

ALBERT A. WEBB ASSOCIATES
CIVIL ENGINEERS
3788 McCRAY STREET
RIVERSIDE, CA 92506
PH: (951) 686-1070
FAX (951) 788-1256
ENGINEERING CONSULTANTS

0 1/2 1
DRAWING IS TO SCALE
IF BAR MEASURES:
1" = FULL SCALE
1/2" = HALF SCALE

6/25/2021 C:\USERS\DANIEL.LEAVITT\AQUA ENGINEERING\BEAUMONT - DOCUMENTS\WEBB170227 SALT MITIGATION WWTP UPGRADE\050 DRAFTING\997 ELECTRICAL\14 E-04 MCC-HW2 ONELINE.DWG

CIRCUIT/DESCRIPTION	KVA	HP	FLA
MOTOR LOADS			
DP-HW1			144.6
DP-HW2			139.7
MCC-HW1			179.8
MCC-HW2			155.4
SOLIDS HOLDING TANK BLOWER 1 ME-6401		75.0	96.0
SOLIDS HOLDING TANK BLOWER 2 ME-6402		75.0	96.0
SOLIDS HOLDING TANK BLOWER 3 ME-6403		75.0	*
NON-MOTOR LOADS			
MCC-UV			154.7
UV TRAIN 1	86.6		104.3
SUBTOTAL			1070.5
+ 25% OF LARGEST MOTOR			45.0
TOTAL AMPS @ 480V/3PHASE			1115.4
SERVICE SIZE (AMPS)			1500.0

5

5

SWGR-HW LOAD CALCULATIONS

CIRCUIT/DESCRIPTION	KVA	HP	FLA
MOTOR LOADS			
GRIT TRAP 1		1.5	3.0
INFLUENT PUMP 1 P-1311		30.0	40.0
INFLUENT PUMP 3 P-1313		30.0	40.0
INFLUENT PUMP 5 P-1315		30.0	*
FINE SCREEN 1 CONVEYOR ME 1441		2.0	3.4
FINE SCREEN 3 CONVEYOR (FUTURE) ME-1461		2.0	3.4
NPW PUMP 1 P-6401		15.0	21.0
NPW PUMP 3 P-6403		15.0	21.0
RECYCLED WATER LIFT PUMP 1 P 7111		15.0	21.0
RECYCLED WATER LIFT PUMP 3 P-7113		15.0	*
CENTRIFUGE FEED PUMP 1 P-8101		20.0	27.0
SUBTOTAL			179.8
+ 25% OF LARGEST MOTOR			10.0
TOTAL AMPS @ 480V/3PHASE			189.8
SERVICE SIZE (AMPS)			400.0

MCC-HW1 LOAD CALCULATIONS

CIRCUIT/DESCRIPTION	KVA	HP	FLA
MOTOR LOADS			
GRIT TRAP 2 ME-1212		1.5	3.0
INFLUENT PUMP 2 P-1312		30.0	40.0
INFLUENT PUMP 4 P-1314		30.0	40.0
FINE SCREEN 2 CONVEYOR ME-1451		2.0	3.4
NPW PUMP 2 P-6402		15.0	21.0
NPW PUMP 4 P-6404		15.0	*
RECYCLED WATER LIFT PUMP 2 P-7112		15.0	21.0
CENTRIFUGE FEED PUMP 2 P-8102		20.0	27.0
CENTRIFUGE FEED PUMP 3 P-8103		20.0	*
SUBTOTAL			155.4
+ 25% OF LARGEST MOTOR			10.0
TOTAL AMPS @ 480V/3PHASE			165.4
SERVICE SIZE (AMPS)			400.0

MCC-HW2 LOAD CALCULATIONS

CIRCUIT/DESCRIPTION	KVA	HP	FLA
MCC UV MOTOR LOADS			
UV SPLITTER BOX MIXER ME-6103		7.5	11.0
TROLLEY HOIST 2		0.0	0.0
TROLLEY HOIST 1		0.0	0.0
WEIR GATE 1 G-6101		0.5	0.0
WEIR GATE 2 G-6102		0.5	0.0
WEIR GATE 3 G-6201		0.5	1.1
WEIR GATE 4 G-6202		0.5	1.1
WEIR GATE 5 G-6301		0.5	1.1
NON-MOTOR LOADS			
UV TRAIN 2	86.6		104.3
LP-D XFMR	30.0		38.1
SUBTOTAL			154.7
+ 25% OF LARGEST MOTOR			2.8
TOTAL AMPS @ 480V/3PHASE			157.5
SERVICE SIZE (AMPS)			400.0

MCC-UV (EXISTING) LOAD CALCULATIONS

PANEL: DP-HW1 | VOLTAGE: 277/480V | MAIN CB: NONE | BUS AMPS: 400 AMP
CB TYPE: BOLT-ON | MOUNTING: SURFACE | BUS A | C: 65KA | BKR AIC: N/A

CIRCUIT DESCRIPTION	BKR	CIRCUIT	PHASE A	PHASE B	PHASE C	CIRCUIT	BKR	CIRCUIT DESCRIPTION
G-1101 HEADWORKS DIST. BOX GATE 1 (EXISTING)	15/3	1	292			2	20/3	CP-ME-1112 COURSE SCREEN 1 (EXISTING)
		3		292		4		
		5			292	6		
G-1102 HEADWORKS DIST. BOX GATE 2 (EXISTING)	15/3	7	292			8	40/3	CP-ME-1172 WASHER/COMPACTOR 1 (EXISTING)
		9		292		10		
		11			292	12		
G-1111 COURSE SCREEN 1 INLET GATE (EXISTING)	15/3	13	292			14	70/3	CP-1231 GRIT PUMP SYSTEM
		15		292		16		
		17			292	18		
G-1113 COURSE SCREEN 1 OUTLET GATE (EXISTING)	15/3	19	292			20	15/3	FV-1321 INFLUENT PUMP 3 ISO VALVE TO EQ
		21		292		22		
		23			292	24		
G-1151 HEADWORKS BYPASS GATE 1 (EXISTING)	15/3	25	292			26	15/3	FV-1322 INFLUENT PUMP 5 ISO VALVE TO MBR
		27		292		28		
		29			292	30		
G-1152 HEADWORKS BYPASS GATE 2 (EXISTING)	15/3	31	292			32	15/3	FV-1343 EQ BASIN ISO VALVE
		33		292		34		
		35			292	36		
CP-ME-1413 FINE SCREEN 1	20/3	37	1329			38	15/3	SPARE
		39		1329		40		
		41			1329	42		
H-1901 ELECTRICAL BUILDING CONDENSER 1	20/3	43	2659			44	70/3	XFMR-HW1 / LP-HW1
		45		2659		46		
		47			2659	48		
H-1903 ELECTRICAL BUILDING AIR HANDLER 1	15/3	49	638			50	20/3	SPARE
		51		638		52		
		53			638	54		
SPARE	20/3	55				56	15/3	SPACE
		57				58		
		59				60		
CONNECTED VA PER PHASE			40047.4	40047.4	40047.4	NOTES:		
CONNECTED AMPS PER PHASE			144.6	144.6	144.6			
25% OF CONTINUOUS & LIGHTING LOAD (VA)			10011.8	10011.8	10011.8			
CODE VA PER PHASE			50059.2	50059.2	50059.2			
CODE AMPS PER PHASE			180.7	180.7	180.7			

DP-HW1 LOAD CALCULATIONS

PANEL: DP-HW2 | VOLTAGE: 277/480V | MAIN CB: NONE | BUS AMPS: 400 AMP
CB TYPE: BOLT-ON | MOUNTING: SURFACE | BUS A | C: 65KA | BKR AIC: N/A

CIRCUIT DESCRIPTION	BKR	CIRCUIT	PHASE A	PHASE B	PHASE C	CIRCUIT	BKR	CIRCUIT DESCRIPTION
CP-ME-1122 COURSE SCREEN 2	20/3	1	292			2	20/3	CP-ME-1423 FINE SCREEN 2
		3	1329			4		
		5		292		6		
				1329				
					1329			
CP-ME-1162 WASHER/COMPACTOR 2	40/3	7	4999			8	20/3	CP-ME-1433 FINE SCREEN 3 (FUTURE)
		9	1329			10		
		11		4999		12		
				1329				
					4999			
					1329			
CP-ME-1611 HEADWORKS ODOR CONTROL UNIT	30/3	13	2393			14	20/3	H-1902 ELECTRICAL BUILDING CONDENSER 2
		15	2659			16		
		17		2393		18		
				2659				
					2393			
					2659			
CP-ME-1711 FINE SCREENS ODOR CONTROL UNIT	30/3	19	2393			20	15/3	H-1904 ELECTRICAL BUILDING AIR HANDLER 2
		21	638			22		
		23		2393		24		
				638				
					2393			
					638			
XFMR-HW2 / LP-HW2	70/3	25	15000			26	20/2	MPC-SP
		27	5000			28		
		29		15000		30		
				5000				
					15000			
SPARE	20/3	31	2659			32	30/3	CP-1471 FINE SCREENS HIGH PRESSURE SYSTEM
		33		2659		34		
		35			2659	36		
SPACE		37				38		SPACE
		39				40		
		41				42		
SPACE		43				44		SPACE
		45				46		
		47				48		
CONNECTED VA PER PHASE			38692.5	38692.5	33692.5	NOTES:		
CONNECTED AMPS PER PHASE			139.7	139.7	121.6			
25% OF CONTINUOUS & LIGHTING LOAD (VA)			9673.1	9673.1	8423.1			
CODE VA PER PHASE			48365.6	48365.6	42115.6			
CODE AMPS PER PHASE			174.6	174.6	152.0			

5

DP-HW2 LOAD CALCULATIONS

6/25/2021 C:\USERS\DANIEL.LEAVITT\AQUA ENGINEERING\BEAUMONT - DOCUMENTS\WEBB170227 SALT MITIGATION WWTP UPGRADE\050 DRAFTING\997 ELECTRICAL\14 E-12 CALCULATIONS 1.DWG

Item 13.

NO.	DATE	DESIGN	DRAWN	CHECKED
C	09/05/18	MPJ	DCL	MPJ
2	10/11/19	MPJ	DCL	
3	10/20/20	MPJ	DCL	
4	03/11/21	MPJ	DCL	
5	06/07/21	MPJ	DCL	

ORIGINAL
REVISIONS

CITY OF BEAUMONT

SALT MITIGATION WWTP UPGRADE
ELECTRICAL - POWER DISTRIBUTION
CALCULATIONS 1

THIS DRAWING IS PROPERTY OF SKM ENGINEERING AND IS TRANSMITTED IN CONFIDENCE NEITHER RECEIPT NOR POSSESSION CONFERS OR TRANSFERS ANY RIGHTS TO REPRODUCE, USE, OR DISCLOSE, IN WHOLE OR IN PART, DATA CONTAINED HEREIN FOR ANY PURPOSE WITHOUT THE WRITTEN PERMISSION OF SKM ENGINEERING. © COPYRIGHTED 2018 BOUNTIFUL, UTAH

AQUA ENGINEERING
533 W 2600 S, SUITE 275, BOUNTIFUL, UT 84010
PHONE (801) 299-1327 FAX (801) 299-0153

skm
533 W 2600 S, Suite 25
Bountiful, Utah 84010
Phone: (801) 677-0011
www.skmeng.com

ALBERT A. WEBB ASSOCIATES
ENGINEERING CONSULTANTS
CIVIL ENGINEERS
3788 McCRAY STREET
RIVERSIDE, CA 92506
PH: (951) 686-1070
FAX (951) 788-1256

0 1/2 1
DRAWING IS TO SCALE
IF BAR MEASURES:
1" = FULL SCALE
1/2" = HALF SCALE

4
INSTRUMENTS ADDED

SHEET	TAG	DESCRIPTION	MAKE	MODEL	SUPPLY	RANGE	COMMENTS
PI-04	LI-1301A	INFLUENT PUMP STATION LEVEL DISPLAY A	PRECISION DIGITAL	TRIDENT PD765 X2	24VDC	0-23.1 FEET	OR APPROVED EQUAL
PI-04	LI-1301B	INFLUENT PUMP STATION LEVEL DISPLAY B	PRECISION DIGITAL	TRIDENT PD765 X2	24VDC	0-23.1 FEET	OR APPROVED EQUAL
PI-04	LT-1301A	INFLUENT PUMP STATION LEVEL TRANSDUCER A	KPSI	750	24VDC	0-23.1 FEET	LARGE HEAD, OR APPROVED EQUAL
PI-04	LT-1301B	INFLUENT PUMP STATION LEVEL TRANSDUCER B	KPSI	750	24VDC	0-23.1 FEET	LARGE HEAD, OR APPROVED EQUAL
PI-04	LSH-1302	INFLUENT PUMP STATION HIGH LEVEL SWITCH	USA BLUEBOOK	48233	NO CONTACT	6.2'	AVOCADO STYLE FLOAT SWITCH NORMALLY OPEN WITH APPROPRIATE LENGTH CABLE, NO MERCURY, OR APPROVED EQUAL
PI-04	LSL-1302	INFLUENT PUMP STATION LOW LEVEL SWITCH	USA BLUEBOOK	48233	NO CONTACT	1.5'	AVOCADO STYLE FLOAT SWITCH NORMALLY OPEN WITH APPROPRIATE LENGTH CABLE, NO MERCURY, OR APPROVED EQUAL
PI-04	PI-1311	INFLUENT PUMP 1 PRESSURE GAUGE	ASHCROFT	1279 SERIES		0-60 PSI	OR APPROVED EQUAL
PI-04	PI-1312	INFLUENT PUMP 2 PRESSURE GAUGE	ASHCROFT	1279 SERIES		0-60 PSI	OR APPROVED EQUAL
PI-04	PI-1313	INFLUENT PUMP 3 PRESSURE GAUGE	ASHCROFT	1279 SERIES		0-60 PSI	OR APPROVED EQUAL
PI-04	PI-1314	INFLUENT PUMP 4 PRESSURE GAUGE	ASHCROFT	1279 SERIES		0-60 PSI	OR APPROVED EQUAL
PI-04	PI-1315	INFLUENT PUMP 5 PRESSURE GAUGE	ASHCROFT	1279 SERIES		0-60 PSI	OR APPROVED EQUAL
PI-04	FE/FIT-1332	INFLUENT PUMPS TO FINE SCREENS FLOW SENSOR/TRANSMITTER	ENDRESS & HAUSER	PROMAG W 500	120VAC		24", 6000 IS THE TRANSMITTER, W 500 IS THE FLOWMETER, OR APPROVED EQUAL
PI-04	FE/FIT-1342	INFLUENT PUMPS TO EQ BASIN FLOW SENSOR/TRANSMITTER	ENDRESS & HAUSER	PROMAG W 500	120VAC		20", 6000 IS THE TRANSMITTER, W 500 IS THE FLOWMETER, OR APPROVED EQUAL
PI-04A	LIT-1501	EQUALIZATION BASIN LEVEL TRANSMITTER	SIEMENS	HYDRORANGER 200	120VAC		OR APPROVED EQUAL
PI-04A	LE-1501	EQUALIZATION BASIN RADAR LEVEL SENSOR	SIEMENS	SITRANS LR200		0-25 FT	PROVIDE WITH FLANGE ADAPTER, OR APPROVED EQUAL
PI-04A	LIT-1502	EQUALIZATION BASIN LEVEL TRANSMITTER	SIEMENS	HYDRORANGER 200	120VAC		OR APPROVED EQUAL
PI-04A	LE-1502	EQUALIZATION BASIN RADAR LEVEL SENSOR	SIEMENS	SITRANS LR200			PROVIDE WITH FLANGE ADAPTER, OR APPROVED EQUAL
PI-04A	LSH-1503	EQUALIZATION BASIN HIGH LEVEL SWITCH	USA BLUEBOOK	48233	NO CONTACT		AVOCADO STYLE FLOAT SWITCH NORMALLY OPEN WITH APPROPRIATE LENGTH CABLE, NO MERCURY, OR APPROVED EQUAL
PI-04A	LSH-1504	EQUALIZATION BASIN HIGH LEVEL SWITCH	USA BLUEBOOK	48233	NO CONTACT		AVOCADO STYLE FLOAT SWITCH NORMALLY OPEN WITH APPROPRIATE LENGTH CABLE, NO MERCURY, OR APPROVED EQUAL
PI-04A	FE/FIT-1541	EQ BASIN PUMPS TO FINE SCREENS FLOW SENSOR/TRANSMITTER	ENDRESS & HAUSER	PROMAG W 500	120VAC		16", 6000 IS THE TRANSMITTER, W 500 IS THE FLOWMETER, OR APPROVED EQUAL
PI-05	PI-1470	NPW BOOSTER PUMP SUCTION PRESSURE GAUGE	ASHCROFT	1279 SERIES			OR APPROVED EQUAL
PI-05	PI-1472	NPW BOOSTER PUMP DISCHARGE PRESSURE GAUGE	ASHCROFT	1279 SERIES			OR APPROVED EQUAL
PI-06	AIT-2111	ANOXIC BASIN 1 ORP TRANSMITTER	HACH	SC200	120VAC		OR APPROVED EQUAL
PI-06	AE-2111	ANOXIC BASIN 1 ORP SENSOR	HACH	ORD	AIT-2111		PROVIDE ORP SENSOR WITH APPROPRIATE CABLE LENGTH & HANDRAIL MOUNTING KIT, OR APPROVED EQUAL
PI-06	FE/FIT-2132	AERATION BASIN 1 AIR FLOW SENSOR/TRANSMITTER	FCI	ST51	120VAC		SPOOL PIECE WITH CONDITIONING PLATES, OR APPROVED EQUAL
PI-06	AIT-2151	AERATION BASIN 1 DISSOLVED OXYGEN TRANSMITTER 1	HACH	SC200	120VAC		OR APPROVED EQUAL
PI-06	AE-2151	AERATION BASIN 1 DISSOLVED OXYGEN 1 SENSOR	HACH	LDO PROBE 2	AIT-2151		PROVIDE DO SENSOR WITH APPROPRIATE CABLE LENGTH & HANDRAIL MOUNTING KIT, OR APPROVED EQUAL
PI-06	AIT-2152	AERATION BASIN 1 DISSOLVED OXYGEN TRANSMITTER 2	HACH	SC200	120VAC		OR APPROVED EQUAL
PI-06	AE-2152	AERATION BASIN 1 DISSOLVED OXYGEN 2 SENSOR	HACH	LDO PROBE 2	AIT-2152		PROVIDE DO SENSOR WITH APPROPRIATE CABLE LENGTH & HANDRAIL MOUNTING KIT, OR APPROVED EQUAL
PI-06	AE-2162	ANAEROBIC BASIN 1 ORP SENSOR	HACH	ORD	AIT-2111		PROVIDE ORP SENSOR WITH APPROPRIATE CABLE LENGTH & HANDRAIL MOUNTING KIT, OR APPROVED EQUAL
PI-06	AIT-2211	ANOXIC BASIN 2 ORP TRANSMITTER	HACH	SC200	120VAC		OR APPROVED EQUAL
PI-06	AE-2211	ANOXIC BASIN 2 ORP SENSOR	HACH	ORD	AIT-2211		PROVIDE ORP SENSOR WITH APPROPRIATE CABLE LENGTH & HANDRAIL MOUNTING KIT, OR APPROVED EQUAL
PI-06	FE/FIT-2232	AERATION BASIN 2 AIR FLOW SENSOR/TRANSMITTER	FCI	ST51	120VAC		SPOOL PIECE WITH CONDITIONING PLATES, OR APPROVED EQUAL
PI-06	AIT-2251	AERATION BASIN 2 DISSOLVED OXYGEN TRANSMITTER 1	HACH	SC200	120VAC		OR APPROVED EQUAL
PI-06	AE-2251	AERATION BASIN 2 DISSOLVED OXYGEN 1 SENSOR	HACH	LDO PROBE 2	AIT-2251		PROVIDE DO SENSOR WITH APPROPRIATE CABLE LENGTH & HANDRAIL MOUNTING KIT, OR APPROVED EQUAL
PI-06	AIT-2252	AERATION BASIN 2 DISSOLVED OXYGEN TRANSMITTER 2	HACH	SC200	120VAC		OR APPROVED EQUAL
PI-06	AE-2252	AERATION BASIN 2 DISSOLVED OXYGEN 2 SENSOR	HACH	LDO PROBE 2	AIT-2252		PROVIDE DO SENSOR WITH APPROPRIATE CABLE LENGTH & HANDRAIL MOUNTING KIT, OR APPROVED EQUAL
PI-06	AE-2262	ANAEROBIC BASIN 2 ORP SENSOR	HACH	LDO PROBE 2	AIT-2211		PROVIDE DO SENSOR WITH APPROPRIATE CABLE LENGTH & HANDRAIL MOUNTING KIT, OR APPROVED EQUAL
PI-07	AIT-2311	ANOXIC BASIN 3 ORP TRANSMITTER	HACH	SC200	120VAC		OR APPROVED EQUAL
PI-07	AE-2311	ANOXIC BASIN 3 ORP SENSOR	HACH	ORD	AIT-2311		PROVIDE ORP SENSOR WITH APPROPRIATE CABLE LENGTH & HANDRAIL MOUNTING KIT, OR APPROVED EQUAL
PI-07	FE/FIT-2332	AERATION BASIN 3 AIR FLOW SENSOR/TRANSMITTER 1	FCI	ST51	120VAC		SPOOL PIECE WITH CONDITIONING PLATES, OR APPROVED EQUAL
PI-07	AIT-2351	AERATION BASIN 3 DISSOLVED OXYGEN TRANSMITTER	HACH	SC200	120VAC		OR APPROVED EQUAL
PI-07	AE-2351	AERATION BASIN 3 DISSOLVED OXYGEN 1 SENSOR	HACH	LDO PROBE 2	AIT-2351		PROVIDE DO SENSOR WITH APPROPRIATE CABLE LENGTH & HANDRAIL MOUNTING KIT, OR APPROVED EQUAL
PI-07	AIT-2352	AERATION BASIN 3 DISSOLVED OXYGEN TRANSMITTER 2	HACH	SC200	120VAC		OR APPROVED EQUAL
PI-07	AE-2352	AERATION BASIN 3 DISSOLVED OXYGEN 2 SENSOR	HACH	LDO PROBE 2	AIT-2352		PROVIDE DO SENSOR WITH APPROPRIATE CABLE LENGTH & HANDRAIL MOUNTING KIT, OR APPROVED EQUAL
PI-07	AE-2362	ANAEROBIC BASIN 3 ORP SENSOR	HACH	ORD	AIT-2311		PROVIDE ORP SENSOR WITH APPROPRIATE CABLE LENGTH & HANDRAIL MOUNTING KIT, OR APPROVED EQUAL
PI-07	AIT-2411	ANOXIC BASIN 4 ORP TRANSMITTER	HACH	SC200	120VAC		OR APPROVED EQUAL
PI-07	AE-2411	ANOXIC BASIN 4 ORP SENSOR	HACH	ORD	AIT-2411		PROVIDE ORP SENSOR WITH APPROPRIATE CABLE LENGTH & HANDRAIL MOUNTING KIT, OR APPROVED EQUAL
PI-07	FE/FIT-2432	AERATION BASIN 4 AIR FLOW SENSOR/TRANSMITTER	FCI	ST51	120VAC		SPOOL PIECE WITH CONDITIONING PLATES, OR APPROVED EQUAL
PI-07	AIT-2451	AERATION BASIN 4 DISSOLVED OXYGEN TRANSMITTER 1	HACH	SC200	120VAC		OR APPROVED EQUAL
PI-07	AE-2451	AERATION BASIN 4 DISSOLVED OXYGEN 1 SENSOR	HACH	LDO PROBE 2	AIT-2451		PROVIDE DO SENSOR WITH APPROPRIATE CABLE LENGTH & HANDRAIL MOUNTING KIT, OR APPROVED EQUAL
PI-07	AIT-2452	AERATION BASIN 4 DISSOLVED OXYGEN TRANSMITTER 2	HACH	SC200	120VAC		OR APPROVED EQUAL
PI-07	AE-2452	AERATION BASIN 4 DISSOLVED OXYGEN 2 SENSOR	HACH	LDO PROBE 2	AIT-2452		PROVIDE DO SENSOR WITH APPROPRIATE CABLE LENGTH & HANDRAIL MOUNTING KIT, OR APPROVED EQUAL
PI-07	AE-2462	ANAEROBIC BASIN 4 ORP SENSOR	HACH	ORD	AIT-2411		PROVIDE ORP SENSOR WITH APPROPRIATE CABLE LENGTH & HANDRAIL MOUNTING KIT, OR APPROVED EQUAL
PI-07	LSL-2752	DRAIN PUMP STATION LOW LEVEL SWITCH	USA BLUEBOOK	48233	NO CONTACT		AVOCADO STYLE FLOAT SWITCH NORMALLY OPEN WITH APPROPRIATE LENGTH CABLE, NO MERCURY, OR APPROVED EQUAL
PI-07	LSH-2752	DRAIN PUMP STATION HIGH LEVEL SWITCH	USA BLUEBOOK	48233	NO CONTACT		AVOCADO STYLE FLOAT SWITCH NORMALLY OPEN WITH APPROPRIATE LENGTH CABLE, NO MERCURY, OR APPROVED EQUAL
PI-07	LSHH-2752	DRAIN PUMP STATION HIGH-HIGH LEVEL SWITCH	USA BLUEBOOK	48233	NO CONTACT		AVOCADO STYLE FLOAT SWITCH NORMALLY OPEN WITH APPROPRIATE LENGTH CABLE, NO MERCURY, OR APPROVED EQUAL
PI-07	PI-2763	DRAIN PUMP PRESSURE GAUGE	ASHCROFT	1279 SERIES			OR APPROVED EQUAL
PI-07	FE/FIT-2764	DRAIN PUMP STATION FLOW SENSOR/TRANSMITTER	ENDRESS & HAUSER	PROMAG W 500	120VAC		6", 6000 IS THE TRANSMITTER, W 500 IS THE FLOWMETER, OR APPROVED EQUAL
PI-08	LI-3801	MBR FEED PUMP WET WELL DISPLAY FOR LEVEL TRANSDUCER	PRECISION DIGITAL	TRIDENT PD765 X2	24VDC	0-23.1 FEET	OR APPROVED EQUAL
PI-08	LT-3801	MBR FEED PUMP WET WELL LEVEL TRANSDUCER	KPSI	750	24VDC		LARGE HEAD, OR APPROVED EQUAL
PI-08	LSH-3802	MBR FEED PUMP WET WELL HIGH LEVEL SWITCH	USA BLUEBOOK	48233	NO CONTACT		AVOCADO STYLE FLOAT SWITCH NORMALLY OPEN WITH APPROPRIATE LENGTH CABLE, NO MERCURY, OR APPROVED EQUAL
PI-08	LSL-3802	MBR FEED PUMP WET WELL LOW LEVEL SWITCH	USA BLUEBOOK	48233	NO CONTACT		AVOCADO STYLE FLOAT SWITCH NORMALLY OPEN WITH APPROPRIATE LENGTH CABLE, NO MERCURY, OR APPROVED EQUAL
PI-08	PI-3811	MBR FEED PUMP 1 PRESSURE GAUGE	ASHCROFT	1279 SERIES		0-30 PSI	OR APPROVED EQUAL
PI-08	PI-3814	MBR FEED PUMP 1 SEAL WATER PRESSURE GAUGE	ASHCROFT	1279 SERIES			OR APPROVED EQUAL
PI-08	FSL-3815	MBR FEED PUMP 1 SEAL WATER LOW FLOW SWITCH	DWYER	V6	NO/NC CONTACT		OR APPROVED EQUAL
PI-08	FI-3816	MBR FEED PUMP 1 SEAL WATER ROTAMETER FLOW GAUGE	KROHNE	VA40 SERIES			1/2", OR APPROVED EQUAL
PI-08	PI-3821	MBR FEED PUMP 2 PRESSURE GAUGE	ASHCROFT	1279 SERIES			OR APPROVED EQUAL
PI-08	PI-3824	MBR FEED PUMP 2 SEAL WATER PRESSURE GAUGE	ASHCROFT	1279 SERIES			OR APPROVED EQUAL
PI-08	FSL-3825	MBR FEED PUMP 2 SEAL WATER LOW FLOW SWITCH	DWYER	V6	NO/NC CONTACT		OR APPROVED EQUAL
PI-08	FI-3826	MBR FEED PUMP 2 SEAL WATER ROTAMETER FLOW GAUGE	KROHNE	VA40 SERIES			1/2", OR APPROVED EQUAL
PI-08	PI-3831	MBR FEED PUMP 3 PRESSURE GAUGE	ASHCROFT	1279 SERIES			OR APPROVED EQUAL
PI-08	PI-3834	MBR FEED PUMP 3 SEAL WATER PRESSURE GAUGE	ASHCROFT	1279 SERIES			OR APPROVED EQUAL
PI-08	FSL-3835	MBR FEED PUMP 3 SEAL WATER LOW FLOW SWITCH	DWYER	V6	NO/NC CONTACT		OR APPROVED EQUAL
PI-08	FI-3836	MBR FEED PUMP 3 SEAL WATER ROTAMETER FLOW GAUGE	KROHNE	VA40 SERIES			1/2", OR APPROVED EQUAL
PI-08	PI-3841	MBR FEED PUMP 4 PRESSURE GAUGE	ASHCROFT	1279 SERIES			OR APPROVED EQUAL
PI-08	PI-3844	MBR FEED PUMP 4 SEAL WATER PRESSURE GAUGE	ASHCROFT	1279 SERIES			OR APPROVED EQUAL
PI-08	FSL-3845	MBR FEED PUMP 4 SEAL WATER LOW FLOW SWITCH	DWYER	V6	NO/NC CONTACT		OR APPROVED EQUAL
PI-08	FI-3846	MBR FEED PUMP 4 SEAL WATER ROTAMETER FLOW GAUGE	KROHNE	VA40 SERIES			1/2", OR APPROVED EQUAL
PI-08	FE/FIT-3861	MBR FEED PUMPS FLOW TRANSMITTER	ENDRESS & HAUSER	PROMAG W 500	120VAC		42", 6000 IS THE TRANSMITTER, W 500 IS THE FLOWMETER, OR APPROVED EQUAL
PI-09	AIT-3000	MBR INFLUENT CHANNEL TOTAL SUSPENDED SOLIDS TRANSMITTER	HACH	SC200	120VAC		OR APPROVED EQUAL
PI-09	AE-3000	MBR INFLUENT CHANNEL TOTAL SUSPENDED SOLIDS SENSOR	HACH	SOLITAX	AIT-3000		PROVIDE WITH APPROPRIATE CABLE LENGTH, OR APPROVED EQUAL
PI-09	FE/FIT-3122	MEMBRANE BASIN 1 BLOWER AIR FLOW SENSOR/TRANSMITTER	FCI	ST51	120VAC		OR APPROVED EQUAL
PI-09	FE/FIT-3222	MEMBRANE BASIN 2 BLOWER AIR FLOW SENSOR/TRANSMITTER	FCI	ST51	120VAC		OR APPROVED EQUAL
PI-09	FE/FIT-3322	MEMBRANE BASIN 3 BLOWER AIR FLOW SENSOR/TRANSMITTER	FCI	ST51	120VAC		OR APPROVED EQUAL
PI-09	FE/FIT-3422	MEMBRANE BASIN 4 BLOWER AIR FLOW SENSOR/TRANSMITTER	FCI	ST51	120VAC		OR APPROVED EQUAL
PI-09	LSL-3882	SCUM LIFT STATION LOW LEVEL SWITCH	USA BLUEBOOK	48233	NO CONTACT		AVOCADO STYLE FLOAT SWITCH NORMALLY OPEN WITH APPROPRIATE LENGTH CABLE, NO MERCURY, OR APPROVED EQUAL
PI-09	FE/FIT-3893	SCUM LIFT STATION WAS FLOW SENSOR/TRANSMITTER	ENDRESS & HAUSER	PROMAG W 500	120VAC		8", 6000 IS THE TRANSMITTER, W 500 IS THE FLOWMETER, OR APPROVED EQUAL
PI-10	LI-4001	PERMEATE SPLITTER BOX DISPLAY FOR LEVEL TRANSDUCER	PRECISION DIGITAL	TRIDENT PD765 X2	24VDC	0-23.1 FEET	OR APPROVED EQUAL
PI-10	LT-4001	PERMEATE SPLITTER BOX LEVEL TRANSDUCER	KPSI	750	24VDC		LARGE HEAD, OR APPROVED EQUAL
PI-10	LSH-4002	PERMEATE SPLITTER BOX HIGH LEVEL SWITCH	USA BLUEBOOK	48233	NO CONTACT		AVOCADO STYLE FLOAT SWITCH NORMALLY OPEN WITH APPROPRIATE LENGTH CABLE, NO MERCURY, OR APPROVED EQUAL
PI-10	LSL-4002	PERMEATE SPLITTER BOX LOW LEVEL SWITCH	USA BLUEBOOK	48233	NO CONTACT		AVOCADO STYLE FLOAT SWITCH NORMALLY OPEN WITH APPROPRIATE LENGTH CABLE, NO MERCURY, OR APPROVED EQUAL
PI-10	TE/TIT-4003	PERMEATE EFFLUENT TEMPERATURE	ROSEMOUNT	SERIES 78 & 3144P	24VDC		PROVIDE WITH 316SS THERMOWELL, OR APPROVED EQUAL
PI-10	AIT-4004	PERMEATE SPLITTER BOX pH LEVEL TRANSMITTER	HACH	SC200	120VAC		OR APPROVED EQUAL
PI-10	AE-4004	PERMEATE SPLITTER BOX pH LEVEL SENSOR	HACH	pHD	AIT-4004		PROVIDE WITH APPROPRIATE CABLE LENGTH, OR APPROVED EQUAL
PI-11	PIT-2641	BLOWERS TO AERATION BASINS PRESSURE TRANSMITTER	ROSEMOUNT	3051 SERIES	24VDC		OR APPROVED EQUAL
PI-11	TE/TIT-2642	BLOWERS TO AERATION BASINS TEMPERATURE SENSOR/TRANSMITTER	ROSEMOUNT	SERIES 78 & 3144P	24VDC		PROVIDE WITH 316SS THERMOWELL, OR APPROVED EQUAL
PI-11	PIT-3741	BLOWERS TO MEMBRANE BASINS PRESSURE TRANSMITTER	ROSEMOUNT	3051 SERIES	24VDC		OR APPROVED EQUAL
PI-11	TE/TIT-3742	BLOWERS TO MEMBRANE BASINS TEMPERATURE SENSOR/TRANSMITTER	ROSEMOUNT	SERIES 78 & 3144P	24VDC		PROVIDE WITH 316SS THERMOWELL, OR APPROVED EQUAL
PI-12	LIT-5002	SODIUM HYPOCHLORITE TANK RADAR LEVEL TRANSMITTER	FLOWLINE	ECHO PULSE LR20	24VDC		PROVIDED BY TANK MANUFACTURER
PI-12	LI-5002	SODIUM HYPOCHLORITE TANK LEVEL DISPLAY	PRECISION DIGITAL	TRIDENT PD765 X2	24VDC		OR APPROVED EQUAL
PI-12	PI-5071	SODIUM HYPOCHLORITE CIRCULATION PUMPS PRESSURE GAUGE	ASHCROFT	1279 SERIES			OR APPROVED EQUAL
PI-12	FE/FIT-5072	SODIUM HYPOCHLORITE CIRCULATION PUMPS FLOW SENSOR/TRANSMITTER	ENDRESS & HAUSER	PROMAG W 500	120VAC		1", 6000 IS THE TRANSMITTER, W 500 IS THE FLOWMETER, OR APPROVED EQUAL
PI-13	WIT-5301	ANTISCALANT TOTE SCALE TRANSMITTER	SCALETRON	1020	120VAC		
PI-13	WE-5301	ANTISCALANT TOTE SCALE SENSOR	SCALETRON	4042-63	WIT-5301		
PI-13	FSH-5402	EMERGENCY WASH STATION 1 HIGH FLOW SWITCH	DWYER	LOW FLOW MODEL V6	NO/NC CONTACT		OR APPROVED EQUAL
PI-13	FSH-5412	EMERGENCY WASH STATION 2 HIGH FLOW SWITCH	DWYER	LOW FLOW MODEL V6	NO/NC CONTACT		OR APPROVED EQUAL
PI-13	FSH-5422	EMERGENCY WASH STATION 3 HIGH FLOW SWITCH	DWYER	LOW FLOW MODEL V6	NO/NC CONTACT		OR APPROVED EQUAL
PI-13A	LIT-85001	AMMONIUM SULFATE TANK RADAR LEVEL TRANSMITTER	FLOWLINE	ECHO PULSE LR20	24VDC		PROVIDED BY TANK MANUFACTURER
PI-13A	LIT-85501	SULFURIC ACID TANK RADAR LEVEL TRANSMITTER	FLOWLINE	ECHO PULSE LR20	24VDC		PROVIDED BY TANK MANUFACTURER
PI-14	AIT-30095	RO INFLUENT pH LEVEL TRANSMITTER	HACH	SC200	120VAC		MOUNTED TO SENSOR AE-30095, OR APPROVED EQUAL
PI-14	AE-30095	RO INFLUENT pH LEVEL SENSOR	HACH	pHD	AIT-30095		OR APPROVED EQUAL

INSTRUMENT SCHEDULE 1

6/17/2021 C:\USERS\DANIEL.LEAVITT\AQUA ENGINEERING\BEAUMONT - DOCUMENTS\WEBB170227 SALT MITIGATION WWTP UPGRADE\050 DRAFTING\997 ELECTRICAL\14 E-17 INSTRUMENT SCHEDULE 1.DWG

THIS DRAWING IS PROPERTY OF SKM ENGINEERING AND IS TRANSMITTED IN CONFIDENCE NEITHER RECEIPT NOR POSSESSION CONFERS OR TRANSFERS ANY RIGHTS TO REPRODUCE, USE, OR DISCLOSE, IN WHOLE OR IN PART, DATA CONTAINED HEREIN FOR ANY PURPOSE WITHOUT THE WRITTEN PERMISSION OF SKM ENGINEERING. © COPYRIGHTED 2018 BOUNTIFUL, UTAH

NO.	DATE	DESIGN	DRAWN	CHECKED
ORIGINAL				
C	09/05/18	MPJ	DCL	MPJ
REVISIONS				
1	04/22/19	MPJ	DCL	
2	06/24/19	MPJ	DCL	
3	10/11/19	MPJ	DCL	
4	06/07/21	MPJ	DCL	

Item 13.

CITY OF BEAUMONT

SALT MITIGATION WWTP UPGRADE
ELECTRICAL - POWER DISTRIBUTION
INSTRUMENT SCHEDULE 1

AQUA ENGINEERING
533 W 2600 S, SUITE 275, BOUNTIFUL, UT 84010
PHONE (801) 299-1327 FAX (801) 299-0153

skm
533 W 2600 S, Suite 25
Bountiful, Utah 84010
Phone: (801) 677-0011
www.skmeng.com

ALBERT A. WEBB ASSOCIATES
ENGINEERING CONSULTANTS
CIVIL ENGINEERS
3788 McCRAY STREET
RIVERSIDE, CA 92506
PH (951) 686-1070
FAX (951) 788-1256

0 1/2 1
DRAWING IS TO SCALE IF BAR MEASURES:
1" = FULL SCALE
1/2" = HALF SCALE

5

P1471, P1471A ADDED

POWER CONDUIT

CONDUIT	SIZE	CONDUCTORS	SERVICE	FROM	TO	COMBINED IN	DUCTBANKS	NOTES
P1461	1"	3#10 W/#12 GND	480VAC	MCC-HW2	ME-1461		101, 105	
P1471	3/4"	3#10 W/#12 GND	480VAC	DP-HW2	CP-1471			
P1471A	1"	9#10 W/3#12 GND	480VAC	CP-1471	ME-1428, ME-1428, P-1471		101, 105	CONDUIT WAS PREVIOUSLY 9P1412
P1501	1"	2#10 W/#16 GND	120VAC	LP-SH	LIT-1501	P1501+	303.1, 303.2	
P1502	1"	2#10 W/#16 GND	120VAC	LP-SH	LIT-1502	P1501+	303.1, 303.2	
P1511	1"	2#10 W/#16 GND	120VAC	LP-SH	LCP-1511		303.1, 303.3	
P1514	1"	2#10 W/#16 GND	120VAC	LP-SH	LCP-1514		303.1, 303.3	
P1531	1.5"	3#4 W/#8 GND	480VAC	MCC-EQ	P-1531		303.1, 303.2	
P1532	1.5"	3#4 W/#8 GND	480VAC	MCC-EQ	P-1532		303.1, 303.2	
P1533	1.5"	3#4 W/#8 GND	480VAC	MCC-EQ	P-1533		303.1, 303.2	
P1541	1"	2#12 W/#12 GND	120VAC	LP-SH	FIT-1541	P1501+	303.1, 303.2	
P1811	1"	3#8 W/#10 GND	480VAC	DP-HW2	LCP-ME-1811		101, 104, 104.3	
P1811A	1"	3#12 W/#12 GND	480VAC	LCP-ME-1811	ME-1811			
P1821	1"	2#12 W/#12 GND	120VAC	LCP-ME-1811	SV-1821			
P1832	1"	2#12 W/#12 GND	120VAC	LCP-ME-1811	P-1832			
P1711	1"	3#8 W/#10 GND	480VAC	DP-HW2	LCP-ME-1711		101, 105	
P1711A	1"	3#12 W/#12 GND	480VAC	LCP-ME-1711	ME-1711			
P1721	1"	2#12 W/#12 GND	120VAC	LCP-ME-1711	SV-1721			
P1732	1"	2#12 W/#12 GND	120VAC	LCP-ME-1711	P-1732			
P1811	1"	3#8 W/#10 GND	480VAC	MCC-HW1	DS-P-1811		101, 101.2	
P1811A	2"	MFR CABLE	480VAC	DS-P-1811	P-1811			
P1821	1"	3#8 W/#10 GND	480VAC	MCC-HW2	DS-P-1821		101, 101.2	
P1821A	2"	MFR CABLE	480VAC	DS-P-1821	P-1821			
P1822	1"	2#12 W/#12 GND	120VAC	LP-HW1	FIT-1822		101, 101.2	
P1901	1"	3#10 W/#12 GND	480VAC	DP-HW1	H-1901			
P1902	1"	3#10 W/#12 GND	480VAC	DP-HW2	H-1902			
P1903	1"	3#12 W/#12 GND	480VAC	DP-HW1	H-1903			
P1904	1"	3#12 W/#12 GND	480VAC	DP-HW2	H-1904			
P2111	1"	2#12 W/#12 GND	120VAC	LP-MB2	AIT-2111	P0251+, P2111+	202, 204	
P2131	3/4"	2#12 W/#12 GND	120VAC	LP-MB2	FV-2131	P2131+, P2151+, P2152+	203, 205	
P2132	3/4"	2#12 W/#12 GND	120VAC	LP-MB2	FIT-2132	P2131+, P2151+, P2152+	203, 205	
P2151	3/4"	2#12 W/#12 GND	120VAC	LP-MB2	AIT-2151	P2151+, P2152+	203, 205	
P2152	3/4"	2#12 W/#12 GND	120VAC	LP-MB2	AIT-2152	P2152+	203, 205	
P2171	1.25"	VFD CABLE 3#8 W/#10 GND	480VAC	MCC-MB1	LCP-P-2171		202, 204	
P2211	1"	2#12 W/#12 GND	120VAC	LP-MB2	AIT-2211	P0251+, P2111+	202, 204	
P2231	3/4"	2#12 W/#12 GND	120VAC	LP-MB2	FV-2231	P2231+, P2251+, P2252+	203, 205	
P2232	3/4"	2#12 W/#12 GND	120VAC	LP-MB2	FIT-2232	P2231+, P2251+, P2252+	203, 205	
P2251	3/4"	2#12 W/#12 GND	120VAC	LP-MB2	AIT-2251	P2251+, P2252+	203, 205	
P2252	3/4"	2#12 W/#12 GND	120VAC	LP-MB2	AIT-2252	P2252+	203, 205	
P2271	1.25"	VFD CABLE 3#8 W/#10 GND	480VAC	MCC-MB2	LCP-P-2271		202, 204	
P2311	1"	2#12 W/#12 GND	120VAC	LP-MB2	AIT-2311	P0253+, P2311+	202, 204	
P2331	3/4"	2#12 W/#12 GND	120VAC	LP-MB2	FV-2331	P2331+, P2351+, P2352+	203, 205	
P2332	3/4"	2#12 W/#12 GND	120VAC	LP-MB2	FIT-2332	P2331+, P2351+, P2352+	203, 205	
P2351	3/4"	2#12 W/#12 GND	120VAC	LP-MB2	AIT-2351	P2351+, P2352+	203, 205	
P2352	3/4"	2#12 W/#12 GND	120VAC	LP-MB2	AIT-2352	P2352+	203, 205	
P2371	1.25"	VFD CABLE 3#8 W/#10 GND	480VAC	MCC-MB1	LCP-P-2371		202, 204	
P2411	1"	2#12 W/#12 GND	120VAC	LP-MB2	AIT-2411	P0253+, P2411+	202, 204	
P2431	3/4"	2#12 W/#12 GND	120VAC	LP-MB2	FV-2431	P2431+, P2451+, P2452+	203, 205	
P2432	3/4"	2#12 W/#12 GND	120VAC	LP-MB2	FIT-2432	P2431+, P2451+, P2452+	203, 205	
P2451	3/4"	2#12 W/#12 GND	120VAC	LP-MB2	AIT-2451	P2451+, P2452+	203, 205	
P2452	3/4"	2#12 W/#12 GND	120VAC	LP-MB2	AIT-2452	P2452+	203, 205	
P2471	1.25"	VFD CABLE 3#8 W/#10 GND	480VAC	MCC-MB2	LCP-P-2471		202, 204	
P2601	2-4"	2 SETS OF 3-350MCM W/#1 GND	480VAC	SWGR-MB	LCP-ME-2601			
P2611	2-4"	2 SETS OF 3-350MCM W/#1 GND	480VAC	SWGR-MB	LCP-ME-2611			
P2621	2-4"	2 SETS OF 3-350MCM W/#1 GND	480VAC	SWGR-MB	LCP-ME-2621			
P2631	2-4"	WIRE FUTURE	480VAC	SWGR-MB	LCP-ME-2631			STUB UP AND CAP
P2651	1"	2#12 W/#12 GND	120VAC	LP-MB2	FV-2651			
P2761	1.25"	3#8 W/#10 GND	480VAC	MCC-MB1	LCP-2761		202, 204, 204.1	
P2761A	2"	MFR CABLE	480VAC	LCP-2761	P-2761			
P2762	1.25"	3#8 W/#10 GND	480VAC	MCC-MB2	LCP-2761		202, 204, 204.1	
P2762A	2"	MFR CABLE	480VAC	LCP-2761	P-2762			
P2764	1"	2#12 W/#12 GND	120VAC	LP-MB2	FIT-2764		202, 204, 204.1	
P3000	1"	2#12 W/#12 GND	120VAC	LP-MB2	AIT-3000			
P3001	1"	3#12 W/#12 GND	480VAC	DP-MB	DS-CP-3001			
P3001A	1"	3#12 W/#12 GND	480VAC	DS-CP-3001	CP-3001			
P3004	1"	2#12 W/#12 GND	120VAC	LP-MB1	CP-3004, SV-3004			ROUTE POWER THROUGH A 20A, 120VAC DISCONNECT SWITCH
P3121	1"	10#12 W/5#12 GND	120VAC	LP-MB3	FV-3121, FIT-3122, FV-3151A, FV-3151B, FV-3171			
P3181	1.25"	3#4 W/#6 GND, 2#14	480VAC	MCC-MB1	P-3181			
P3191	1"	6#12 W/3#12 GND	120VAC	LP-MB3	FV-3911, FIT-3192, G-3101			
P3192	1"	10#12 W/5#12 GND	120VAC	LP-MB3	SV-3192, 3292, 3392, 3492, 3592			
P3193	1"	6#12 W/3#12 GND	120VAC	LP-MB3	AIT-3193, 3393, 3593			
P3221	1"	10#12 W/5#12 GND	120VAC	LP-MB3	FV-3221, FIT-3222, FV-3251A, FV-3251B, FV-3271			
P3281	1.25"	3#4 W/#6 GND, 2#14	480VAC	MCC-MB2	P-3281			
P3291	1"	6#12 W/3#12 GND	120VAC	LP-MB3	FV-3911, FIT-3292, G-3201			
P3321	1"	10#12 W/5#12 GND	120VAC	LP-MB3	FV-3321, FIT-3322, FV-3351A, FV-3351B, FV-3371			
P3381	1.25"	3#4 W/#6 GND, 2#14	480VAC	MCC-MB1	P-3381			
P3391	1"	6#12 W/3#12 GND	120VAC	LP-MB3	FV-3911, FIT-3392, G-3301			
P3421	1"	10#12 W/5#12 GND	120VAC	LP-MB3	FV-3421, FIT-3422, FV-3451A, FV-3451B, FV-3471			
P3481	1.25"	3#4 W/#6 GND, 2#14	480VAC	MCC-MB2	P-3481			
P3491	1"	6#12 W/3#12 GND	120VAC	LP-MB3	FV-3911, FIT-3492, G-3401			
P3521	1"	WIRE FUTURE	120VAC	LP-MB3	FV-3521, FIT-3522, FV-3551A, FV-3551B, FV-3571			STUB UP AND CAP
P3581	1.25"	WIRE FUTURE	480VAC	MCC-MB1	P-3581			STUB UP AND CAP
P3591	1"	WIRE FUTURE	120VAC	LP-MB3	FV-3911, FIT-3592, G-3501			STUB UP AND CAP
P3701	2-4"	2 SETS OF 3-4/0 W/#2 GND	480VAC	SWGR-MB	LCP-ME-3701			
P3711	2-4"	2 SETS OF 3-4/0 W/#2 GND	480VAC	SWGR-MB	LCP-ME-3711			
P3721	2-4"	2 SETS OF 3-4/0 W/#2 GND	480VAC	SWGR-MB	LCP-ME-3721			
P3731	2-4"	WIRE FUTURE	480VAC	SWGR-MB	LCP-ME-3731			STUB UP AND CAP
P3751	1"	2#12 W/#12 GND	120VAC	LP-MB2	FV-3751			
P3811	2"	3#3 W/#6 GND, 2#14	480VAC	MCC-MB1	P-3811			
P3821	2"	3#3 W/#6 GND, 2#14	480VAC	MCC-MB2	P-3821			
P3831	2"	3#3 W/#6 GND, 2#14	480VAC	MCC-MB1	P-3831			
P3841	2"	3#3 W/#6 GND, 2#14	480VAC	MCC-MB2	P-3841			
P3851	2"	WIRE FUTURE	480VAC	MCC-MB1	P-3851 (FUTURE)			STUB OUT AND CAP CONDUIT NEAR FUTURE PUMP LOCATION
P3861	1"	2#12 W/#12 GND	120VAC	LP-MB2	FIT-3861			
P3891	1"	VFD CABLE 3#10 W/#10 GND	480VAC	MCC-MB1	LCP-3891			THRU 480VAC CABLE TRAY
P3891A	1.5"	MFR CABLE	480VAC	LCP-3891	P-3891			
P3892	1"	VFD CABLE 3#10 W/#10 GND	480VAC	MCC-MB2	LCP-3891			THRU 480VAC CABLE TRAY
P3892A	1.5"	MFR CABLE	480VAC	LCP-3891	P-3892			
P3893	3/4"	2#12 W/#12 GND TC	120VAC	LP-MB2	FIT-3893			THRU 120VAC CABLE TRAY
P3901	3/4"	3#12 W/#12 GND TC	480VAC	MCC-MB1	H-3901			THRU 480VAC CABLE TRAY
P3902	3/4"	3#12 W/#12 GND TC	480VAC	MCC-MB2	H-3902			THRU 480VAC CABLE TRAY
P3903	3/4"	3#12 W/#12 GND TC	480VAC	MCC-MB1	H-3903			THRU 480VAC CABLE TRAY
P3904	3/4"	3#12 W/#12 GND TC	480VAC	MCC-MB2	H-3904			THRU 480VAC CABLE TRAY
P3905	3/4"	2#12 W/#12 GND TC	120VAC	LP-MB1	H-3905			
P3906	1"	2#12 W/#12 GND	120VAC	LP-MB1	H-3906			
P3907	3/4"	2#12 W/#12 GND TC	120VAC	LP-MB1	H-3907			THRU 120VAC CABLE TRAY
P3908	3/4"	2#12 W/#12 GND TC	120VAC	H-3907	H-3908	C3907+		THRU 120VAC CABLE TRAY
P3909	3/4"	2#12 W/#12 GND TC	120VAC	H-3907	H-3909	C3907+		THRU 120VAC CABLE TRAY

NOTES:

1. CONDUITS THAT ARE COMBINED BETWEEN PULL POINTS ARE DENOTED WITH A + (PLUS) SYMBOL. SEE THE COMBINED CONDUITS SCHEDULE ON SHEET CE-11. CONDUITS THAT HAVE BEEN COMBINED SHALL BE LABELED WITH MULTIPLE CONDUIT TAGS, ONE FOR EACH CONDUIT THAT HAS BEEN COMBINED.

2. THE CONDUIT DEVELOPMENT AND SCHEDULE DOES NOT SHOW CONDUIT AND CONDUCTORS FOR LIGHTS, RECEPTACLES AND DATA JACKS. IT ALSO DOESN'T SHOW CONDUIT AND CONDUCTORS FOR THE MBR BUILDING'S HVAC AND APPLIANCES FOR THE OFFICE, BREAK ROOM, CONTROL ROOM, LAB, MECHANICAL ROOM AND RESTROOMS. THE CONTRACTOR IS RESPONSIBLE TO INCLUDE THESE CONDUITS AND CONDUCTORS IN THEIR WORK AND IN THEIR SUBMITTED CONDUIT ROUTING PLAN.

THIS DRAWING IS PROPERTY OF SKM ENGINEERING AND IS TRANSMITTED IN CONFIDENCE NEITHER RECEIPT NOR POSSESSION CONFERS OR TRANSFERS ANY RIGHTS TO REPRODUCE, USE, OR DISCLOSE, IN WHOLE OR IN PART, DATA CONTAINED HEREIN FOR ANY PURPOSE WITHOUT THE WRITTEN PERMISSION OF SKM ENGINEERING. © COPYRIGHTED 2018 BOUNTIFUL, UTAH

NO.	DATE	DESIGN	DRAWN	CHECKED
ORIGINAL				
C	09/05/18	MPJ	DCL	
REVISIONS				
2	06/24/19	MPJ	DCL	
3	10/11/19	MPJ	DCL	
4	10/26/20	MPJ	DCL	
5	06/07/21	MPJ	DCL	MPJ

Item 13.

CITY OF BEAUMONT

SALT MITIGATION WWTP UPGRADE
ELECTRICAL - CONDUITS AND DUCTBANKS
CONDUIT SCHEDULE 2

AQUA ENGINEERING
533 W. 2600 S., SUITE 275 BOUNTIFUL, UT 84010
PHONE (801) 299-1327 FAX (801) 299-0153

skm
533 W 2600 S, Suite 25
Bountiful, Utah 84010
Phone: (801) 677-0011
www.skmeng.com

ALBERT A. WEBB ASSOCIATES
CIVIL ENGINEERS
3788 McCRAY STREET
SALT LAKE CITY, UTAH 84123
PH. (951) 686-1070
FAX (951) 788-1256
ENGINEERING CONSULTANTS

0 1/2 1
DRAWING IS TO SCALE
IF BAR MEASURES:
1" = FULL SCALE
1/2" = HALF SCALE

6/25/2021 C:\USERS\DANIEL.LEAVITT\AQUA ENGINEERING\BEAUMONT - DOCUMENTS\WEBB170227 SALT MITIGATION WWTP UPGRADE\050 DRAFTING\997 ELECTRICAL\15 CE-02 CONDUIT SCHEDULE 2.DWG

11

P6411, P6411A & P6421A DELETED

POWER CONDUIT

CONDUIT	SIZE	CONDUCTORS	SERVICE	FROM	TO	COMBINED IN	DUCTBANKS	NOTES
P3910	3/4"	2#12 W/#12 GND TC	120VAC	LP-MB1	H-3910			THRU 120VAC CABLE TRAY
P3911	3/4"	2#12 W/#12 GND TC	120VAC	H-3910	H-3911	C3910+		THRU 120VAC CABLE TRAY
P3912	3/4"	2#12 W/#12 GND	120VAC	LP-MB1	H-3912			
P3913	3/4"	2#12 W/#12 GND	120VAC	H-3912	H-3913			
P3960	1"	3#12 W/#12 GND	480VAC	DP-MB	H-3960			
P3961	1"	3#12 W/#12 GND	480VAC	DP-MB	H-3961			
P3965	1"	3#10 W/#12 GND	480VAC	DP-MB	H-3965			
P3967	1"	3#10 W/#12 GND	480VAC	DP-MB	H-3967			
P3981	1"	3#10 W/#12 GND	480VAC	DP-MB	DS-ME-3981			THROUGH 480VAC CABLE TRAY
P3981A	1"	3#10 W/#12 GND	480VAC	DS-ME-3981	ME-3981			
P4604	1"	2#12 W/#12 GND	120VAC	LP-MB2	AIT-4604			
P4602	1.5"	6#10 W/3 #10 GND	120VAC	LP-MB2	AIT-4602, AIT-4603, FIT-4605		203, 205	
P4604	1"	2#10 W/#10 G	120VAC	LP-MB2	ME-4604		203, 205	WIRE TO DEDICATED DUPLEX OUTLET
P5002	1"	2 #12 W/#12 GND	120VAC	LP-MB2	CHEM. TANK AREA 1 LIGHTS & OUTLETS		206	THRU JB-5002
P5031	3/4"	3#12 W/#12 GND TC	480VAC	DP-MB	LCP-5031			THRU 480VAC CABLE TRAY
P5031A	3/4"	3#12 W/#12 GND	480VAC	LCP-5031	P-5031			
P5041	3/4"	3#12 W/#12 GND	480VAC	LCP-5031	P-5041			
P5061	1"	3#12 W/#12 GND	480VAC	DP-MB	LCP-5061		206	
P5061A	3/4"	3#12 W/#12 GND	480VAC	LCP-5061	P-5061			
P5062	3/4"	3#12 W/#12 GND	480VAC	LCP-5061	P-5062			
P5072	1"	2#12 W/#12 GND TC	120VAC	LP-MB2	FIT-5072			THRU 120VAC CABLE TRAY
P5121	3/4"	3#12 W/#12 GND TC	480VAC	DP-MB	LCP-5121			THRU 480VAC CABLE TRAY
P5121A	3/4"	3#12 W/#12 GND	480VAC	LCP-5121	P-5121			
P5131	3/4"	3#12 W/#12 GND	480VAC	LCP-5121	P-5131			
P5231	1"	2#12 W/#12 GND TC	120VAC	LP-MB2	LA-5231			THRU 120VAC CABLE TRAY
P5301	3/4"	2#12 W/#12 GND TC	120VAC	LP-MB2	WIT-5301			THRU 120VAC CABLE TRAY
P5901	1"	2#12 W/#12 GND	120VAC	LP-SH	LIT-5901		301, 302, 302.5	
P5911	1"	2#12 W/#12 GND	120VAC	LP-SH	LCP-5911/RIO-5911		301, 302, 302.5	
P5701	1"	2#12 W/#12 GND	120VAC	LP-SH	LIT-5701		301, 302, 302.7	
P5711	1"	2#12 W/#12 GND	120VAC	LP-SH	LCP-5711/RIO-5711		301, 302, 302.7	
P5801	1"	2#12 W/#12 GND	120VAC	LP-SH	LIT-5801		301, 302, 302.6	
P5811	1"	2#12 W/#12 GND	120VAC	LP-SH	LCP-5811/RIO-5811		301, 302, 302.6	
P5851	1"	2#12 W/#12 GND	120VAC	LP-SH	LCP-5851/RIO-5851		301, 302, 302.6	
P6103	1"	3#12 W/#12 GND	480VAC	MCC-UV (EXISTING)	ME-6103			
P6104	3/4"	2#12 W/#12 GND	120VAC	SCC-UV	AIT-6104			
P6111	2"	4#1 W/#6 GND	480VAC	DP-UV1	PDC-6111			
P6114	1.25"	WIRE FUTURE	480VAC	DP-UV1	PDC-6114			
P6115	1"	2#12 W/#12 GND	120VAC	LP-D	LOW LEVEL CONTROL BOX 1	P6115+		
P6121	1"	3#12 W/#14 GND	480VAC	DP-UV1	HSC-6121			
P6211	2"	4#1 W/#6 GND	480VAC	DP-UV2	PDC-6211			
P6214	1.25"	WIRE FUTURE	480VAC	DP-UV2	PDC-6214			
P6215	1"	2#12 W/#12 GND	120VAC	LP-D	LOW LEVEL CONTROL BOX 2	P6115+		
P6221	1"	3#12 W/#14 GND	480VAC	DP-UV2	HSC-6221			
P6302	1"	2#12 W/#12 GND	120VAC	LP-HW1	ME-6302	P6302+	102, 38, 108	WIRE TO DEDICATED DUPLEX OUTLET
P6401	1.5"	3#8 W/#10 GND	480VAC	MCC-HW1	P-6401		102, 38, 108	
P6402	1.5"	3#8 W/#10 GND	480VAC	MCC-HW2	P-6402		102, 38, 108	
P6403	1.5"	3#8 W/#10 GND	480VAC	MCC-HW1	P-6403		102, 38, 108	
P6404	1.5"	3#8 W/#10 GND	480VAC	MCC-HW2	P-6404		102, 38, 108	
P6411	1.25"	3#6 W/#10 GND	480VAC	DP-HW2	CP-6411			
P6411A	1"	VFD CABLE: 6#10 W/#12 GND	480VAC	CP-6411 (VFD-P-6411)	P-6411; SV-6413; SV-6414; SV-6415	P6411A+	101, 105	
P6412A	1"	VFD CABLE: 3#10 W/#12 GND	480VAC	CP-6411 (VFD-P-6412)	P-6412	P6411A+	101, 105	
P6420	1"	2#12 W/#12 GND	120VAC	LP-HW1	FIT-6420		102, 38, 108	
P7111	1.5"	3#8 W/#10 GND	480VAC	MCC-HW1	LCP-P-7111		102, 38, 108	
P7111A	2"	MFR CABLE	480VAC	LCP-P-7111	P-7111			
P7112	1.5"	3#8 W/#10 GND	480VAC	MCC-HW2	LCP-P-7112		102, 38, 108	
P7113A	2"	MFR CABLE	480VAC	LCP-P-7113	P-7113			
P7113	1.5"	3#8 W/#10 GND	480VAC	MCC-HW1	LCP-P-7113		102, 38, 108	
P7113A	2"	MFR CABLE	480VAC	LCP-P-7113	P-7113			
P7122	1"	2#12 W/#12 GND	120VAC	LP-HW1	FIT-7122	P6302+	102, 38, 108	
P7151	1"	2#12 W/#12 GND	120VAC	LP-HW1	FIT-7151	P6302+	102, 38, 108	
P7211	2-4"	WIRE FUTURE	480VAC	SWGR-HW	FUTURE VFD-P-7211			STUB UP AND CAP
P7211A	4"	WIRE FUTURE	480VAC	FUTURE VFD-P-7211	FUTURE P-7211		103, 103.2	STUB UP AND CAP
P7212	2-4"	WIRE FUTURE	480VAC	SWGR-HW	FUTURE VFD-P-7212			STUB UP AND CAP
P7212A	4"	WIRE FUTURE	480VAC	FUTURE VFD-P-7212	FUTURE P-7212		103, 103.2	STUB UP AND CAP
P7213	2-4"	WIRE FUTURE	480VAC	SWGR-HW	FUTURE VFD-P-7213			STUB UP AND CAP
P7213A	4"	WIRE FUTURE	480VAC	FUTURE VFD-P-7213	FUTURE P-7213		103, 103.2	STUB UP AND CAP
P7401	1"	2#10 W/#10 GND	120VAC	LP-HW1	LIT-7401		102, 38, 108	
P7410	1"	2#10 W/#10 GND	120VAC	LP-HW1	LCP-7410		102, 38, 108	
P7471	1"	4#10 W/#10 GND	120VAC	LP-HW1	LCP-7471, AIT-7472	P6302+	102, 38, 108	
P7471A	1"	2#10 W/#10 GND	120VAC	LCP-7471	P-7471			
P7511	1"	2#12 W/#12 GND	120VAC	LP-RW	LCP-7511			
P8101	1.25"	VFD CABLE 3#6 W/#8 GND	480VAC	MCC-HW1	P-8101		103, 103.1	
P8102	1.25"	VFD CABLE 3#6 W/#8 GND	480VAC	MCC-HW2	P-8102		103, 103.1	
P8103	1.25"	VFD CABLE 3#6 W/#8 GND	480VAC	MCC-HW2	P-8103		103, 103.1	
P8401	2"	3 2/0 W/#4 GND	480VAC	SWGR-HW	VFD-ME-8401		103, 103.1	
P8401A	2"	3 2/0 W/#4 GND	480VAC	VFD-ME-8401	ME-8401			
P8401B	1"	3#12 W/#12 GND	480VAC	VFD-ME-8401	ME-8401			
P8402	2"	3 2/0 W/#4 GND	480VAC	SWGR-HW	VFD-ME-8402		103, 103.1	
P8402A	2"	3 2/0 W/#4 GND	480VAC	VFD-ME-8402	ME-8402			
P8402B	1"	3#12 W/#12 GND	480VAC	VFD-ME-8402	ME-8402			
P8403	2"	3 2/0 W/#4 GND	480VAC	SWGR-HW	VFD-ME-8403		103, 103.1	
P8403A	2"	3 2/0 W/#4 GND	480VAC	VFD-ME-8403	ME-8403			
P8403B	1"	3#12 W/#12 GND	480VAC	VFD-ME-8403	ME-8403			
P8411	1"	2#12 W/#12 GND	120VAC	MPC-SB	FV-8411			
P8412	1"	2#12 W/#12 GND	120VAC	MPC-SB	FV-8412			
P8433	1"	2#12 W/#12 GND	120VAC	MPC-SB	FIT-8433			
P8443	1"	2#12 W/#12 GND	120VAC	MPC-SB	FIT-8443			
P8501	1"	4#12 W/2#12 GND	120VAC	LP-SH	FV-8501, FIT-8502			
P8511	3"	3-250 MCM W/#2 GND	480VAC	SWBD-SH	CP-ME-8511			
P8511A	2"	3-1/0 W/#6 GND	480VAC	CP-ME-8511	ME-8511A			
P8511B	1.5"	3#6 W/#10 GND	480VAC	CP-ME-8511	ME-8511B			
P8512	3/4"	3#12 W/#12 GND	480VAC	CP-ME-8511	G-8512			
P8541	3"	3-250 MCM W/#2 GND	480VAC	SWBD-SH	CP-ME-8541			
P8541A	2"	3-1/0 W/#6 GND	480VAC	CP-ME-8541	ME-8541A			
P8541B	1.5"	3#6 W/#10 GND	480VAC	CP-ME-8541	ME-8541B			
P8542	3/4"	3#12 W/#12 GND	480VAC	CP-ME-8541	G-8542			
P8571	3"	3-250 MCM W/#2 GND	480VAC	SWBD-SH	CP-ME-8571			
P8571A	2"	3-1/0 W/#6 GND	480VAC	CP-ME-8571	ME-8571A			
P8571B	1.5"	3#6 W/#10 GND	480VAC	CP-ME-8571	ME-8571B			
P8572	3/4"	3#12 W/#12 GND	480VAC	CP-ME-8571	G-8572			
P8591	1"	2#12 W/#12 GND	120VAC	LP-SH	ME-8591			
P8592	1"	2#12 W/#12 GND	120VAC	LP-SH	ME-8592			
P8603	1"	3#12 W/#12 GND	480VAC	MCC-SH	P-8603			
P8611	1"	2#12 W/#12 GND	120VAC	LP-SH	LCP-ME-8611			
P8612	1"	2#12 W/#12 GND	120VAC	LP-SH	LCP-ME-8612			
P8613	1"	2#12 W/#12 GND	120VAC	LP-SH	LCP-ME-8613			
P8740	1"	2#12 W/#12 GND	120VAC	LP-SH	H-8740			
P8741	1"	2#12 W/#12 GND	120VAC	LP-SH	H-8741			
P8751	1"	3#12 W/#12 GND	480VAC	MCC-SH	H-8751			
P8757	1"	2#12 W/#12 GND	120VAC	LP-SH	H-8757			
P8758	1"	2#12 W/#12 GND	120VAC	LP-SH	H-8758			
P8769	1"	2#8 W/#10 GND	208VAC	LP-SH	H-8769			
P8770	1"	2#12 W/#12 GND	208VAC	LP-SH	H-8770			
P8771	1"	2#8 W/#10 GND	208VAC	LP-SH	H-8771			
P8772	1"	2#12 W/#12 GND	208VAC	LP-SH	H-8772			
P8801	1"	3#10 W/#12 GND	480VAC	SWBD-SH	ME-8801			

NOTES:

1. CONDUITS THAT ARE COMBINED BETWEEN PULL POINTS ARE DENOTED WITH A + (PLUS) SYMBOL. SEE THE COMBINED CONDUITS SCHEDULE ON SHEET CE-11. CONDUITS THAT HAVE BEEN COMBINED SHALL BE LABELED WITH MULTIPLE CONDUIT TAGS, ONE FOR EACH CONDUIT THAT HAS BEEN COMBINED.

2. THE CONDUIT DEVELOPMENT AND SCHEDULE DOES NOT SHOW CONDUIT AND CONDUCTORS FOR LIGHTS, RECEPTACLES AND DATA JACKS. IT ALSO DOESN'T SHOW CONDUIT AND CONDUCTORS FOR THE MBR BUILDING'S HVAC AND APPLIANCES FOR THE OFFICE, BREAK ROOM, CONTROL ROOM, LAB, MECHANICAL ROOM AND RESTROOMS. THE CONTRACTOR IS RESPONSIBLE TO INCLUDE THESE CONDUITS AND CONDUCTORS IN THEIR WORK AND IN THEIR SUBMITTED CONDUIT ROUTING PLAN.

THIS DRAWING IS PROPERTY OF SKM ENGINEERING AND IS TRANSMITTED IN CONFIDENCE NEITHER RECEIPT NOR POSSESSION CONFERS OR TRANSFERS ANY RIGHTS TO REPRODUCE, USE, OR DISCLOSE, IN WHOLE OR IN PART, DATA CONTAINED HEREIN FOR ANY PURPOSE WITHOUT THE WRITTEN PERMISSION OF SKM ENGINEERING. © COPYRIGHTED 2018 BOUNTIFUL, UTAH

NO.	DATE	DESIGN	DRAWN	CHECKED
ORIGINAL				
C	09/05/18	MPJ	DCL	MPJ
REVISIONS				
8	10/20/20	MPJ	DCL	
9	03/11/21	MPJ	DCL	
10	05/12/21	MPJ	DCL	
11	06/07/21	MPJ	DCL	

Item 13.

CITY OF BEAUMONT

SALT MITIGATION WWTP UPGRADE
ELECTRICAL - CONDUITS AND DUCTBANKS
CONDUIT SCHEDULE 3

AQUA ENGINEERING
533 W 2600 S, SUITE 275, BOUNTIFUL, UT 84010
PHONE (801) 299-1327 FAX (801) 299-0153

skm
533 W 2600 S, Suite 25
Bountiful, Utah 84010
Phone: (801) 677-0011
www.skmeng.com

ALBERT A. WEBB ASSOCIATES
ENGINEERING CONSULTANTS
CIVIL ENGINEERS
3788 MCCRAY STREET
RIVERSIDE, CA 92506
PH: (951) 686-1070
FAX (951) 788-1256

0 1/2 1
DRAWING IS TO SCALE
IF BAR MEASURES:
1" = FULL SCALE
1/2" = HALF SCALE

4
C1417, C1418, C1427 ADDED

4
C1471 ADDED

CONTROL CONDUIT

CONDUIT	SIZE	CONDUCTORS	SERVICE	FROM	TO	COMBINED	DUCTBANKS	NOTES
C1312	N/A	4#14	120VAC	LCP-1311	JB-P-1312	P1312+, C1311D+		
C1313	N/A	4#14	120VAC	LCP-1311	JB-P-1313	P1313+, C1311D+		
C1314	N/A	4#14	120VAC	LCP-1311	JB-P-1314	P1314+, C1311D+		
C1315	N/A	4#14	120VAC	LCP-1311	JB-P-1315	P1315+, C1311D+		
C1321	1"	10#14	120VAC	LCP-1311	FV-1321	C1321+		
C1322	1"	10#14	120VAC	LCP-1311	FV-1322	C1321+		
C1343	1"	10#14	120VAC	LCP-1311	FV-1343	C1321+		
C1413	1"	10#14	120VAC	MCC-HW1	CP-ME-1413			
C1413A	1.5"	30#12 W/#12 GND	120VAC	CP-ME-1413	LCP-ME-1413		101, 105	
C1417	1"	2#12	120VAC	LCP-1471	SV-1417			
C1418	1"	8#12	INTRINSICALLY SAFE	CP-1471	ZS-1418A, ZS-1418B, ZS-1426A, ZS-1426B			CONDUIT WAS PREVIOUSLY SP1432
C1423	1"	10#14	120VAC	MCC-HW1	CP-ME-1423			
C1423A	1.5"	30#12 W/#12 GND	120VAC	CP-ME-1423	LCP-ME-1423		101, 105	
C1427	1"	2#12	120VAC	LCP-1471	SV-1427			
C1433	1"	WIRE FUTURE	120VAC	MCC-HW1	FUTURE CP-ME-1433			STUB UP CONDUIT AND CAP
C1433A	1.5"	WIRE FUTURE	120VAC	FUTURE CP-ME-1433	FUTURE LCP-ME-1433		101, 105	STUB UP CONDUIT AND CAP
C1441	1"	12#12 W/#12 GND	120VAC	MCC-HW1	LCP-ME-1441		101, 105	
C1441A	1"	6#12 W/#12 GND	120VAC	LCP-ME-1441	SSL-1441, ZS-1441			
C1451	1"	12#12 W/#12 GND	120VAC	MCC-HW2	LCP-ME-1451		101, 105	
C1451A	1"	6#12 W/#12 GND	120VAC	LCP-ME-1451	SSL-1451, ZS-1451			
C1461	1"	WIRE FUTURE	120VAC	MCC-HW2	FUTURE LCP-ME-1461		101, 105	STUB UP CONDUIT AND CAP
C1471	1"	9#12 W/#12 GND	120VAC	CP-1471	LCP-1471	C1471+	101, 105	
C1503	1"	2#12 W/#12 GND	INTRINSICALLY SAFE	RIO-SH	LSH-1503	C1503+	303.1, 303.2	
C1504	1"	2#12 W/#12 GND	INTRINSICALLY SAFE	RIO-SH	LSH-1504	C1503+	303.1, 303.2	
C1511	2"	30#12	120VAC	RIO-SH	LCP-1511		303.1, 303.3	
C1511A	1"	3#14	INTRINSICALLY SAFE	LCP-1511	ZS-1511			
C1512	1"	3#14	INTRINSICALLY SAFE	LCP-1511	ZS-1512			
C1513	1"	3#14	INTRINSICALLY SAFE	LCP-1511	ZS-1513			
C1514	2"	30#12	120VAC	RIO-SH	LCP-1514		303.1, 303.3	
C1514A	1"	3#14	INTRINSICALLY SAFE	LCP-1514	ZS-1514			
C1515	1"	3#14	INTRINSICALLY SAFE	LCP-1514	ZS-1515			
C1516	1"	3#14	INTRINSICALLY SAFE	LCP-1514	ZS-1516			
C1521	1"	8#14 W/#14 GND	120VAC	LCP-1511	FV-1521			
C1522	1"	8#14 W/#14 GND	120VAC	LCP-1511	FV-1522			
C1523	1"	8#14 W/#14 GND	120VAC	LCP-1511	FV-1523			
C1524	1"	8#14 W/#14 GND	120VAC	LCP-1514	FV-1521			
C1525	1"	8#14 W/#14 GND	120VAC	LCP-1514	FV-1522			
C1526	1"	8#14 W/#14 GND	120VAC	LCP-1514	FV-1523			
C1531	1"	10#12 W/#12 GND	120VAC	RIO-SH	LCP-1531		303.1, 303.2	
C1611	1"	12#12	120VAC	RIO-HW	LCP-ME-1611		101, 104, 104.3	
C1631	1"	2#14 W/#14 GND	120VAC	LCP-ME-1611	LSL-1631			
C1711	1"	12#12	120VAC	RIO-HW	LCP-ME-1711		101, 105	
C1731	1"	2#14 W/#14 GND	120VAC	LCP-ME-1711	LSL-1731			
C1802	1"	4#12 W/#12 GND	24VDC	RIO-HW	JB-1801	S1801+	101, 101.2	
C1811	1"	6#12	120VAC	MCC-HW1	LCP-P-1811		101, 101.2	
C1812	1"	6#12	120VAC	MCC-HW2	LCP-P-1812		101, 101.2	
C1901	1"	2#14	24VAC	H-1901	H-1903			
C1902	1"	2#14	24VAC	H-1902	H-1904			
C1903	1"	T-STAT CABLE	24VAC	H-1903	T-STAT			
C1904	1"	T-STAT CABLE	24VAC	H-1904	T-STAT			
C2171	1"	10#12 W/#12 GND	120VAC	MCC-MB1	LCP-P-2171	C2171+	202, 204	
C2271	1"	10#12 W/#12 GND	120VAC	MCC-MB2	LCP-P-2271	C2171+	202, 204	
C2371	1"	10#12 W/#12 GND	120VAC	MCC-MB1	LCP-P-2371	C2371+	202, 204	
C2471	1"	10#12 W/#12 GND	120VAC	MCC-MB2	LCP-P-2471	C2371+	202, 204	
C2752	1.5"	16#12 W/#12 GND	120VAC	RIO-MB	LCP-2761		202, 204, 204.1	
C2752A	2"	MFR CABLES	120VAC	LCP-2761	LSL-2752, LSH-2752, LSHH-2752			
C2761	1"	10#12	120VAC	MCC-MB1	LCP-2761		202, 204, 204.1	
C2762	1"	10#12	120VAC	MCC-MB2	LCP-2761		202, 204, 204.1	
C3001	1"	8#14	120VAC	RIO-MB	CP-3001			
C3007	1"	4#14	24VDC	RIO-MB	PSL-3007			
C3112	1.25"	28#14 W/4#14 GND	120VAC	RIO-MB	LSH-3112, LSL-3112, FV-3151A, FV-3151B, FV-3171			
C3181	1"	10#14 W/#14 GND	120VAC	MCC-MB1	LCP-3181			
C3181A	1"	3#14 W/#14 GND	24VDC	LCP-3181	PSH-3181A			
C3181B	1"	3#14 W/#14 GND	24VDC	LCP-3181	PSH-3181B			
C3191	1"	8#14	120VAC	RIO-MB	FV-3191			
C3192	1"	10#12	120VAC	RIO-MB	SV-3192, 3292, 3392, 3492, 3592			
C3212	1.25"	28#14 W/4#14 GND	120VAC	RIO-MB	LSH-3212, LSL-3212, FV-3251A, FV-3251B, FV-3271			
C3281	1"	10#14 W/#14 GND	120VAC	MCC-MB1	LCP-3281			
C3281A	1"	3#14 W/#14 GND	24VDC	LCP-3281	PSH-3281A			
C3281B	1"	3#14 W/#14 GND	24VDC	LCP-3281	PSH-3281B			
C3291	1"	8#14	120VAC	RIO-MB	FV-3291			
C3312	1.25"	28#14 W/4#14 GND	120VAC	RIO-MB	LSH-3312, LSL-3312, FV-3351A, FV-3351B, FV-3371			
C3381	1"	10#14 W/#14 GND	120VAC	MCC-MB1	LCP-3381			
C3381A	1"	3#14 W/#14 GND	24VDC	LCP-3381	PSH-3381A			
C3381B	1"	3#14 W/#14 GND	24VDC	LCP-3381	PSH-3381B			
C3391	1"	8#14	120VAC	RIO-MB	FV-3391			
C3412	1.25"	28#14 W/4#14 GND	120VAC	RIO-MB	LSH-3412, LSL-3412, FV-3451A, FV-3451B, FV-3471			
C3481	1"	10#14 W/#14 GND	120VAC	MCC-MB1	LCP-3481			
C3481A	1"	3#14 W/#14 GND	24VDC	LCP-3481	PSH-3481A			
C3481B	1"	3#14 W/#14 GND	24VDC	LCP-3481	PSH-3481B			
C3491	1"	8#14	120VAC	RIO-MB	FV-3491			
C3512	1.25"	WIRE FUTURE	120VAC	RIO-MB	LSH-3512, LSL-3512, FV-3551A, FV-3551B, FV-3571			STUB UP AND CAP
C3581	1"	WIRE FUTURE	120VAC	MCC-MB1	LCP-3581			STUB UP AND CAP
C3581A	1"	WIRE FUTURE	24VDC	LCP-3581	PSH-3581A			STUB UP AND CAP
C3581B	1"	WIRE FUTURE	24VDC	LCP-3581	PSH-3581B			STUB UP AND CAP
C3591	1"	WIRE FUTURE	120VAC	RIO-MB	FV-3591			STUB UP AND CAP
C3802	1"	MFR CABLES	24VDC	LCP-3811	LSH-3802, LSL-3802			
C3811	1"	8#14 W/#14 GND	24VDC	RIO-MB	LCP-3811			
C3812	1.25"	27#14	120VAC	MCC-MB1	LCP-3811			
C3812A	1"	20#14 W/5#14 GND	120VAC	LCP-3811	SV-3812, 3822, 3832, 3842, 3852 FSL-3815, 3825, 3835, 3845, 3855			
C3822	1.25"	18#14	120VAC	MCC-MB2	LCP-3811			
C3882	3/4"	MFR CABLE	120VAC	LCP-3891	LSL-3882			
C3891	1"	2 14#14 W/#14 GND TC	120VAC	MCC-MB1, MCC-MB2	LCP-3891			THRU 120VAC CABLE TRAY
C3906	1"	2#12	120VAC	RIO-MB	H-3906			
C3907	3/4"	2#12 TC	120VAC	RIO-MB	H-3907			
C3910	3/4"	2#12 TC	120VAC	RIO-MB	H-3910			
C3912	1"	2#12	120VAC	RIO-MB	H-3912			
C3914	1"	T-STAT CABLE	24VAC	H-3960	H-3914			
C3915	1"	T-STAT CABLE	24VAC	H-3961	H-3915			
C3966	1"	2#14	24VAC	H-3960	H-3966			
C3967	1"	2#14	24VAC	H-3961	H-3967			
C4002	1"	6#14 W/#14 GND	120VAC	PLC-RO	LCP-4001			

NOTES:

1. CONDUITS THAT ARE COMBINED BETWEEN PULL POINTS ARE DENOTED WITH A + (PLUS) SYMBOL. SEE THE COMBINED CONDUITS SCHEDULE ON SHEET CE-11. CONDUITS THAT HAVE BEEN COMBINED SHALL BE LABELED WITH MULTIPLE CONDUIT TAGS, ONE FOR EACH CONDUIT THAT HAS BEEN COMBINED.

2. THE CONDUIT DEVELOPMENT AND SCHEDULE DOES NOT SHOW CONDUIT AND CONDUCTORS FOR LIGHTS, RECEPTACLES AND DATA JACKS. IT ALSO DOESN'T SHOW CONDUIT AND CONDUCTORS FOR THE MBR BUILDING'S HVAC AND APPLIANCES FOR THE OFFICE, BREAK ROOM, CONTROL ROOM, LAB, MECHANICAL ROOM AND RESTROOMS. THE CONTRACTOR IS RESPONSIBLE TO INCLUDE THESE CONDUITS AND CONDUCTORS IN THEIR WORK AND IN THEIR SUBMITTED CONDUIT ROUTING PLAN.

THIS DRAWING IS PROPERTY OF SKM ENGINEERING AND IS TRANSMITTED IN CONFIDENCE NEITHER RECEIPT NOR POSSESSION CONFERS OR TRANSFERS ANY RIGHTS TO REPRODUCE, USE, OR DISCLOSE, IN WHOLE OR IN PART, DATA CONTAINED HEREIN FOR ANY PURPOSE WITHOUT THE WRITTEN PERMISSION OF SKM ENGINEERING. © COPYRIGHTED 2018 BOUNTIFUL, UTAH

NO.	DATE	DESIGN	DRAWN	CHECKED
ORIGINAL				
C	09/05/18	MPJ	DCL	
REVISIONS				
1	11/26/18	MPJ	BB	
2	01/18/19	MPJ	BB	
3	10/11/19	MPJ	DCL	
4	06/07/21	MPJ	DCL	MPJ

Item 13.

CITY OF BEAUMONT

SALT MITIGATION WWTP UPGRADE
ELECTRICAL - CONDUITS AND DUCTBANKS
CONDUIT SCHEDULE 5

AQUA ENGINEERING
533 W 2600 S, SUITE 275, BOUNTIFUL, UT 84010
PHONE (801) 299-1327 FAX (801) 299-0153

skm
533 W 2600 S, Suite 25
Bountiful, Utah 84010
Phone: (801) 677-0011
www.skmeng.com

ALBERT A. WEBB ASSOCIATES
ENGINEERING CONSULTANTS
CIVIL ENGINEERS
3788 McCRAY STREET
SALT LAKE CITY, UTAH 84123
PH. (801) 686-1070
FAX (801) 788-1256

0 1/2 1
DRAWING IS TO SCALE
IF BAR MEASURES:
1" = FULL SCALE
1/2" = HALF SCALE

6/25/2021 C:\USERS\DANIEL.LEAVITT\AQUA ENGINEERING\BEAUMONT - DOCUMENTS\WEBB170227 SALT MITIGATION WWTP UPGRADE\050 DRAFTING\997 ELECTRICAL\15 CE-05 CONDUIT SCHEDULE 5.DWG

10
C6411, C6411A
DELETED

CONTROL CONDUIT

CONDUIT	SIZE	CONDUCTORS	SERVICE	FROM	TO	COMBINED	DUCTBANKS	NOTES
C4002A	3/4"	MFR CABLES	120VAC	LCP-4001	LSH-4002, LSL-4002			
C5002	3/4"	2#14	120VAC	LI-5002	LCP-5061			
C5031	3"	1-12C#14 TC, 5-7C#14 TC	120VAC	RIO-MB	LCP-5031			THRU 120VAC CABLE TRAY
C5051	1.5"	40#14 W/5#14 GND	120VAC	LCP-5031	FV-5051, 5052, 5053, 5054, 5055			
C5061	1"	12#12	120VAC	RIO-MB	LCP-5061		202, 206	
C5121	3"	1-12C#14 TC, 5-7C#14 TC	120VAC	RIO-MB	LCP-5121			THRU 120VAC CABLE TRAY
C5141	1.5"	40#14 W/5#14 GND	120VAC	LCP-5121	FV-5141, 5142, 5143, 5144, 5145			
C5231	1"	2#12 W/#12 GND TC	120VAC	RIO-MB	LA-5231			THRU 120VAC CABLE TRAY
C5231A	1"	MFR CABLES	120VAC	LA-5231	LE-5231			
C5402	1"	4C#14 TC	24VDC	RIO-MB	FSH-5402			THRU SIGNAL CABLE TRAY
C5412	1"	4C#14 TC	24VDC	RIO-MB	FSH-5412			THRU SIGNAL CABLE TRAY
C5422	1"	4#14	24VDC	RIO-MB	FSH-5422	C5422•		
C5901	1"	4#12 W/#12 GND	24VDC	PLC-OC	FSH-5901		301, 302, 302.5	
C6103	1"	2#14 W/#14 GND	120VAC	LP-D	SCC-UV			
C6401	1"	8#12 W/#12 GND	120VAC	MCC-HW1	LCP-6401		102, 38, 108	
C6402	1"	8#12 W/#12 GND	120VAC	MCC-HW2	LCP-6401		102, 38, 108	
C6411	1.25"	18#14	120VAC	~~CP-6411 (VFD-P-6411, VFD-P-6412 (VFD-P-6413 FUTURE))~~	RIO-HW			
C6411A	1"	5#12 W/#12 GND	120VAC	CP-6411	LCP-6411	C6411•	101, 105	
C7111	1"	10#12	120VAC	VFD-P-7111	LCP-P-7111		102, 38, 108	
C7112	1"	10#12	120VAC	VFD-P-7111	LCP-P-7112		102, 38, 108	
C7113	1"	10#12	120VAC	VFD-P-7111	LCP-P-7113		102, 38, 108	
C7211	1"	WIRE FUTURE	120VAC	FUTURE VFD-P-7211	FUTURE LCP-P-7211		103, 103.2	STUB UP AND CAP
C7212	1"	WIRE FUTURE	120VAC	FUTURE VFD-P-7212	FUTURE LCP-P-7212		103, 103.2	STUB UP AND CAP
C7213	1"	WIRE FUTURE	120VAC	FUTURE VFD-P-7213	FUTURE LCP-P-7213		103, 103.2	STUB UP AND CAP
C7406	1"	4#12 W/#12 GND	24VDC	RIO-HW	FSH-7406	C7406•	102, 38, 108	
C7431	1"	MFR CABLES	120VAC	LA-7531	LE-7431			
C7531	1"	2#12 W/#12 GND TC	120VAC	RIO-HW	LA-7531	C7406•	102, 38, 108	
C7531A	1"	MFR CABLES	120VAC	LA-7531	LE-7531			
C8101	1.5"	16#12 W/#12 GND	120VAC	MCC-HW1	LCP-8101	C8101•	103, 103.1	
C8101A	3/4"	6#12 W/3#12 GND	120VAC	LCP-8101	FSL-8101, SV-8101, PSH-8101			
C8102	1.5"	32#12 W/#12 GND	120VAC	MCC-HW2	LCP-8101	C8101•	103, 103.1	
C8102A	3/4"	6#12 W/3#12 GND	120VAC	LCP-8101	FSL-8102, SV-8102, PSH-8102			
C8103A	3/4"	6#12 W/3#12 GND	120VAC	LCP-8101	FSL-8103, SV-8103, PSH-8103			
C8203	N/A	4#12 W/#12 GND	24VDC	RIO-HW	JB-8202	S8202•	103, 103.1	
C8203A	1"	MFR CABLES	24VDC	JB-8202	LSH-8203, LSL-8203			
C8303	N/A	4#12 W/#12 GND	24VDC	RIO-HW	JB-8202	S8202•	103, 103.1	
C8303A	1"	MFR CABLES	24VDC	JB-8202	LSH-8303, LSL-8303			
C8411	1"	6#12	120VAC	RIO-HW	FV-8411	C8411•	103, 103.1	
C8411A	1"	2#14	120VAC	ME-8402	FV-8411			
C8412	1"	6#12	120VAC	RIO-HW	FV-8412	C8411•	103, 103.1	
C8412A	1"	2#14	120VAC	ME-8402	FV-8412			
C8511	2"	2#10 W/#12 GND, 20#12	120VAC	CP-ME-8511	LCP-ME-8511			
C8511A	2"	20#14	24VDC	CP-ME-8511	LCP-ME-8511			
C8511B	1"	WIRE FUTURE	120VAC	RIO-SH	LCP-ME-8511			
C8511C	3/4"	4#12	120VAC	LCP-ME-8511	ME-8511A			
C8511D	3/4"	4#12	120VAC	LCP-ME-8511	ME-8511B			
C8511E	3/4"	2#14 W/#14 GND	120VAC	LCP-ME-8511	SV-8511			
C8511F	3/4"	6#14 W/2#14 GND	24VDC	LCP-ME-8511	PSL-8511A, PSL-8511B, LSL-8511			
C8512	1"	8#14	120VAC	LCP-ME-8511	G-8512			
C8521	3/4"	4#14 W/2#14 GND	120VAC	LCP-ME-8511	SV-8521, SV-8522			
C8541	2"	2#10 W/#12 GND, 20#12	120VAC	CP-ME-8541	LCP-ME-8541			
C8541A	2"	20#14	24VDC	CP-ME-8541	LCP-ME-8541			
C8541B	1"	WIRE FUTURE	120VAC	RIO-SH	LCP-ME-8541			
C8541C	3/4"	4#12	120VAC	LCP-ME-8541	ME-8541A			
C8541D	3/4"	4#12	120VAC	LCP-ME-8541	ME-8541B			
C8541E	3/4"	2#14 W/#14 GND	120VAC	LCP-ME-8541	SV-8541			
C8541F	3/4"	6#14 W/2#14 GND	24VDC	LCP-ME-8541	PSL-8541A, PSL-8541B, LSL-8541			
C8542	1"	8#14	120VAC	LCP-ME-8541	G-8542			
C8551	3/4"	4#14 W/2#14 GND	120VAC	LCP-ME-8541	SV-8551, SV-8552			
C8571	2"	WIRE FUTURE	120VAC	CP-ME-8571	LCP-ME-8571			STUB UP AND CAP
C8571A	2"	WIRE FUTURE	24VDC	CP-ME-8571	LCP-ME-8571			STUB UP AND CAP
C8571B	1"	WIRE FUTURE	120VAC	RIO-SH	LCP-ME-8571			STUB UP AND CAP
C8603	1"	3#12	120VAC	RIO-SH	LCP-P-8603			
C8611	1"	6#14	120VAC	LCP-ME-8511	LCP-ME-8611			
C8612	1"	6#15	120VAC	LCP-ME-8541	LCP-ME-8612			
C8613	1"	WIRE FUTURE	120VAC	LCP-ME-8571	LCP-ME-8613			STUB UP AND CAP
C8631	1"	4#14 W/#14 GND	24VDC	RIO-SH	FSH-8631			
C8761	1"	4#14 W/#14 GND	120VAC	H-8761	H-8757			
C8762	1"	4#14 W/#14 GND	120VAC	H-8762	H-8758			
C8769	1"	PER MFR REQUIREMENTS	24VAC	H-8769	H-8770			
C8770	1"	PER MFR REQUIREMENTS	24VAC	H-8770	TSTAT			
C8771	1"	PER MFR REQUIREMENTS	24VAC	H-8771	H-8772			
C8772	1"	PER MFR REQUIREMENTS	24VAC	H-8772	TSTAT			
C9101	1"	20#14	120VAC	RIO-SH	LCP-SHDG			
C9101A	2"	40#14	120VAC	MCC-SH	LCP-SHDG			
C9101B	1"	8#12 W/3#12 GND	120VAC	LCP-SHDG	SSL-9101, ZS-9101, HS-9101			
C9102	1"	8#12 W/3#12 GND	120VAC	LCP-SHDG	SSL-9102, ZS-9102, HS-9102			
C9502	1"	8#12 W/3#12 GND	120VAC	LCP-SHDG	SSL-9602, ZS-9602, HS-9602			
C9503	1"	8#12 W/3#12 GND	120VAC	LCP-SHDG	SSL-9603, ZS-9603, HS-9603			
C9504	1"	8#12 W/3#12 GND	120VAC	LCP-SHDG	SSL-9604, ZS-9604			
C9611	1.5"	24#12	120VAC	RIO-SH	LCP-SHDG			
C9611A	1.25"	21#12 W/3#12 GND	120VAC	LCP-SHDG	ME-9611, ME-9612, ME-9613			
C40001-1	1"	4C#14 TC	24VDC	PLC-RO	RIO-RO1			THRU SIGNAL TRAY CABLE
C40001-2	1"	4C#14 TC	24VDC	PLC-RO	RIO-RO2			THRU SIGNAL TRAY CABLE
C40001-3	1"	4C#14 TC	24VDC	PLC-RO	RIO-RO3			THRU SIGNAL TRAY CABLE
C40001-4	1"	4C#14 TC	24VDC	PLC-RO	RIO-RO4			THRU SIGNAL TRAY CABLE
C40001-5	1"	4C#14 TC	24VDC	PLC-RO	RIO-RO5			THRU SIGNAL TRAY CABLE
C47201	1"	4C#14 TC	24VDC	PLC-RO	JB-0470			THRU SIGNAL TRAY CABLE
C47201A	1"	12C#14 TC	24VDC	PLC-RO	JB-0470			THRU SIGNAL TRAY CABLE
C47201B	1"	4#14	24VDC	JB-0470	FV-47201			
C47201C	3/4"	3#14 W/#14 GND TC	120VAC	PLC-RO	FV-47201			THRU SIGNAL TRAY CABLE
C47287	1"	2#14 W/#14 GND	24VDC	JB-0470	LSL-47287			
C47284	1"	4#14 W/#14 GND	120VAC	JB-0470	PP-47284			
C47284A	3/4"	2#12 W/#12 GND	120VAC	PP-47284	YS-47284			

NOTES:

1. CONDUITS THAT ARE COMBINED BETWEEN PULL POINTS ARE DENOTED WITH A + (PLUS) SYMBOL. SEE THE COMBINED CONDUITS SCHEDULE ON SHEET CE-11. CONDUITS THAT HAVE BEEN COMBINED SHALL BE LABELED WITH MULTIPLE CONDUIT TAGS, ONE FOR EACH CONDUIT THAT HAS BEEN COMBINED.

2. THE CONDUIT DEVELOPMENT AND SCHEDULE DOES NOT SHOW CONDUIT AND CONDUCTORS FOR LIGHTS, RECEPTACLES AND DATA JACKS. IT ALSO DOESN'T SHOW CONDUIT AND CONDUCTORS FOR THE MBR BUILDING'S HVAC AND APPLIANCES FOR THE OFFICE, BREAK ROOM, CONTROL ROOM, LAB, MECHANICAL ROOM AND RESTROOMS. THE CONTRACTOR IS RESPONSIBLE TO INCLUDE THESE CONDUITS AND CONDUCTORS IN THEIR WORK AND IN THEIR SUBMITTED CONDUIT ROUTING PLAN.

THIS DRAWING IS PROPERTY OF SKM ENGINEERING AND IS TRANSMITTED IN CONFIDENCE NEITHER RECEIPT NOR POSSESSION CONFERS OR TRANSFERS ANY RIGHTS TO REPRODUCE, USE, OR DISCLOSE, IN WHOLE OR IN PART, DATA CONTAINED HEREIN FOR ANY PURPOSE WITHOUT THE WRITTEN PERMISSION OF SKM ENGINEERING. © COPYRIGHTED 2018 BOUNTIFUL, UTAH

NO.	DATE	DESIGN	DRAWN	CHECKED
	ORIGINAL			
C	09/05/18	MPJ	DCL	MPJ
	REVISIONS			
7	09/16/19	MPJ	DCL	
8	10/20/20	MPJ	DCL	
9	03/11/21	MPJ	DCL	
10	06/07/21	MPJ	DCL	

Item 13.

CITY OF BEAUMONT

SALT MITIGATION WWTP UPGRADE
ELECTRICAL - CONDUITS AND DUCTBANKS
CONDUIT SCHEDULE 6

AQUA ENGINEERING
533 W 2600 S, SUITE 275, BOUNTIFUL, UT 84010
PHONE (801) 299-1327 FAX (801) 299-0153

skm
533 W 2600 S, Suite 25
Bountiful, Utah 84010
Phone: (801) 677-0011
www.skmeng.com

ALBERT A. WEBB ASSOCIATES
CIVIL ENGINEERS
3788 McCRAY STREET
RIVERSIDE, CA 92506
PH: (951) 686-1070
FAX (951) 788-1256
ENGINEERING CONSULTANTS

0 1/2 1
DRAWING IS TO SCALE
IF BAR MEASURES:
1" = FULL SCALE
1/2" = HALF SCALE

6/17/2021 C:\USERS\DANIEL.LEAVITT\AQUA ENGINEERING\BEAUMONT - DOCUMENTS\WEBB170227 SALT MITIGATION WWTP UPGRADE\050 DRAFTING\997 ELECTRICAL\15 CE-06 CONDUIT SCHEDULE 6.DWG

S6410 DELETED
11
S6411 DELETED

SIGNAL CONDUIT

CONDUIT	SIZE	CONDUCTORS	SERVICE	FROM	TO	COMBINED	DUCTBANKS	NOTES
S5601	1"	1 TSP	SIGNAL	PLC-OC	LIT-5601		301, 302, 302.5	
S5701	1"	1 TSP	SIGNAL	PLC-OC	LIT-5701		301, 302, 302.7	
S5801	1"	1 TSP	SIGNAL	PLC-OC	LIT-5801		301, 302, 302.6	
S6104A	3/4"	1 TSP	SIGNAL	SCC-LV	AIT-6104			
S6104B	3/4"	MFR CABLE	SIGNAL	AIT-6104	AE-6104			
S6115A	3/4"	1 TSP	SIGNAL	PDC-6111	LOW LEVEL CONTROL BOX 1			
S6115B	3/4"	1 TSP	SIGNAL	LOW LEVEL CONTROL BOX 1	LSL-6115			
S6215A	3/4"	1 TSP	SIGNAL	PDC-6211	LOW LEVEL CONTROL BOX 2			
S6215B	3/4"	1 TSP	SIGNAL	LOW LEVEL CONTROL BOX 2	LSL-6215			
S6302	1"	1 TSP	SIGNAL	RIO-HW	ME-6302	S6302+	102, 38, 108	
S6410	4"	2 TSP	SIGNAL	CP-6411	PIT-6410, PIT-6412	S1741+	101, 105	
S6411	1.25"	6 TSP	SIGNAL	CP-6411 (VFD-P-6411, VFD-P-6412, (VFD-P-6413-FUTURE))	RIO-HW			
S6412	1"	1 TSP	SIGNAL	RIO-HW	PIT-6412	S6302+	102, 38, 108	
S6420	1"	2 PAIR TWSH	SIGNAL	RIO-HW	FIT-6420	S6302+	102, 38, 108	
S7101	1"	1 TSP, 4#12 W/#12 GND	SIGNAL	RIO-HW	LCP-7101	S6302+	102, 38, 108	
S7101A	1"	MFR CABLE	SIGNAL	LCP-7101	LT-7101			
S7102	1"	MFR CABLES	SIGNAL	LCP-7101	LSH-7102, LSL-7102			
S7122	1"	2 PAIR TWSH	SIGNAL	RIO-HW	FIT-7122	S6302+	102, 38, 108	
S7122A	1"	MFR CABLE	SIGNAL	FIT-7122	FE-7122			
S7131	1"	1 TSP	SIGNAL	RIO-HW	LIT-7131	S7131+	103, 103.1	
S7141	1"	1 TSP	SIGNAL	RIO-HW	LIT-7141	S7131+	103, 103.1	
S7151	1"	2 PAIR TWSH	SIGNAL	RIO-HW	FIT-7151	S6302+	102, 38, 108	
S7151A	1"	MFR CABLE	SIGNAL	FIT-7151	FE-7151			
S7201	1"	WIRE FUTURE	SIGNAL	RIO-HW	FUTURE RWD PUMPS		103, 103.2	
S7221	1"	WIRE FUTURE	SIGNAL	RIO-HW	FUTURE RWD PUMPS		103, 103.2	
S7222	1"	WIRE FUTURE	SIGNAL	RIO-HW	FUTURE RWD PUMPS		103, 103.2	
S7401	1"	1 TSP	SIGNAL	RIO-HW	LIT-7401	S7401+	102, 38, 108	
S7410	2"	4 PAIR TWSH, 15C#16	SIGNAL	RIO-HW	LCP-7410	S7401+	102, 38, 108	
S7472	1"	1 TSP, 2#12	SIGNAL	RIO-HW	LCP-7471, LIT-7472	S6302+	102, 38, 108	
S7501	1"	1 TSP	SIGNAL	RIO-HW	LIT-7501	S7401+	102, 38, 108	
S7511	1"	4 PAIR TWSH, 15C#16	SIGNAL	RIO-HW	LCP-7511	S7401+	102, 38, 108	
S8101	3/4"	1 TSP	SIGNAL	LCP-8101	TE-8101			
S8102	3/4"	1 TSP	SIGNAL	LCP-8101	TE-8102			
S8103	3/4"	1 TSP	SIGNAL	LCP-8101	TE-8103			
S8202	1"	1 TSP	SIGNAL	RIO-HW	LIT-8202	S7131+, S8302+	103, 103.1	
S8302	1"	1 TSP	SIGNAL	RIO-HW	LIT-8302	S7131+, S8302+	103, 103.1	
S8401	1"	2#14, 1 TSP, 1 CAT6 SHIELDED	SIGNAL	VFD-ME-8401	ME-8401			
S8402	1"	2#14, 1 TSP, 1 CAT6 SHIELDED	SIGNAL	VFD-ME-8402	ME-8402			
S8403	1"	2#14, 1 TSP, 1 CAT6 SHIELDED	SIGNAL	VFD-ME-8403	ME-8403			
S8433	1"	2 PAIR TWSH	SIGNAL	RIO-HW	FIT-8433	S7131+	103, 103.1	
S8433A	1"	MFR CABLE	SIGNAL	FIT-8433	FE-8433			
S8443	1"	2 PAIR TWSH	SIGNAL	RIO-HW	FIT-8443	S7131+	103, 103.1	
S8443A	1"	MFR CABLE	SIGNAL	FIT-8443	FE-8443			
S8501	1"	1 TSP, 2 PAIR TWSH	SIGNAL	RIO-SH	FV-8501, FIT-8502			
S8511	2"	8 TSP	SIGNAL	CP-ME-8511	LCP-ME-8511			
S8511A	1"	WIRE FUTURE	SIGNAL	RIO-SH	LCP-ME-8511			
S8511B	1"	4 TSP, 2-2 PAIR TWSH	SIGNAL	LCP-ME-8511	SE-8511A, SE-8511B, TT-8511A, TT-8511B, VT-8511A, VT-8511B			
S8531	1"	1 TSP, 2 PAIR TWSH SIGNAL	SIGNAL	RIO-SH	FV-8531, FV-8532			
S8541	2"	8 TSP	SIGNAL	CP-ME-8541	LCP-ME-8541			
S8541A	1"	WIRE FUTURE	SIGNAL	RIO-SH	LCP-ME-8541			
S8541B	1"	4 TSP, 2-2 PAIR TWSH	SIGNAL	LCP-ME-8541	SE-8541A, SE-8541B, TT-8541A, TT-8541B, VT-8541A, VT-8541B			
S8571	2"	8 TSP	SIGNAL	CP-ME-8571	LCP-ME-8571			
S8571A	1"	WIRE FUTURE	SIGNAL	RIO-SH	LCP-ME-8571			
S8601A	1"	1 TSP	SIGNAL	RIO-SH	LI-8601			
S8601B	1"	1 TSP	SIGNAL	RIO-SH	LIT-8601			
S8611	1"	2 TSP	SIGNAL	LCP-ME-8511	LCP-ME-8611			
S8612	1"	2 TSP	SIGNAL	LCP-ME-8541	LCP-ME-8612			
S8613	1"	WIRE FUTURE	SIGNAL	LCP-ME-8571	LCP-ME-8613			STUB UP AND CAP
S9621	1"	1 TSP	SIGNAL	RIO-SH	WIT-9621		303, 303.2	
S9621A	1"	MFR CABLE	SIGNAL	WIT-9621	WE-9621A			
S9621B	1"	MFR CABLE	SIGNAL	WIT-9621	WE-9621B			
S30074	1"	2#14 W/#14 GND TC, 2 PAIR TWSH TC	SIGNAL	PLC-RO	FIT-30074			THRU SIGNAL CABLE TRAY
S30094	1"	2 TSP CAT 6 SH, TC	SIGNAL	PLC-RO	AIT-30094, AIT-30095			THRU SIGNAL CABLE TRAY
S40045	3/4"	1 TSP TC	SIGNAL	PLC-RO	PT-40045			THRU SIGNAL CABLE TRAY
S47255	1"	3 TSP TC	SIGNAL	PLC-RO	JB-0470			THRU SIGNAL CABLE TRAY
S47258	1"	1 TSP	SIGNAL	JB-0470	TT-47258			
S47260	1"	1 TSP	SIGNAL	JB-0470	LT-47260			
S85001	3/4"	1 TSP	SIGNAL	PLC-RO	LIT-85001	S5002+		
S85100	2"	4 PAIR TWSH TC, 12C#14 TC	SIGNAL	PLC-RO	JB-85100			THRU SIGNAL CABLE TRAY
S85300	2"	4 PAIR TWSH TC, 12C#14 TC	SIGNAL	PLC-RO	JB-85300			THRU SIGNAL CABLE TRAY
S85501	3/4"	1 TSP	SIGNAL	PLC-RO	LIT-85501	S5002+		
S85600	2"	4 PAIR TWSH TC, 12C#14 TC	SIGNAL	PLC-RO	JB-85600			THRU SIGNAL CABLE TRAY
S85900	2"	4 PAIR TWSH TC, 12C#14 TC	SIGNAL	PLC-RO	JB-85900			THRU SIGNAL CABLE TRAY

NOTES:

1. CONDUITS THAT ARE COMBINED BETWEEN PULL POINTS ARE DENOTED WITH A + (PLUS) SYMBOL. SEE THE COMBINED CONDUITS SCHEDULE ON SHEET CE-11. CONDUITS THAT HAVE BEEN COMBINED SHALL BE LABELED WITH MULTIPLE CONDUIT TAGS, ONE FOR EACH CONDUIT THAT HAS BEEN COMBINED.

2. THE CONDUIT DEVELOPMENT AND SCHEDULE DOES NOT SHOW CONDUIT AND CONDUCTORS FOR LIGHTS, RECEPTACLES AND DATA JACKS. IT ALSO DOESN'T SHOW CONDUIT AND CONDUCTORS FOR THE MBR BUILDING'S HVAC AND APPLIANCES FOR THE OFFICE, BREAK ROOM, CONTROL ROOM, LAB, MECHANICAL ROOM AND RESTROOMS. THE CONTRACTOR IS RESPONSIBLE TO INCLUDE THESE CONDUITS AND CONDUCTORS IN THEIR WORK AND IN THEIR SUBMITTED CONDUIT ROUTING PLAN.

THIS DRAWING IS PROPERTY OF SKM ENGINEERING AND IS TRANSMITTED IN CONFIDENCE NEITHER RECEIPT NOR POSSESSION CONFERS OR TRANSFERS ANY RIGHTS TO REPRODUCE, USE, OR DISCLOSE, IN WHOLE OR IN PART, DATA CONTAINED HEREIN FOR ANY PURPOSE WITHOUT THE WRITTEN PERMISSION OF SKM ENGINEERING. © COPYRIGHTED 2018 BOUNTIFUL, UTAH

ORIGINAL

NO.	DATE	DESIGN	DRAWN	CHECKED
C	09/05/18	MPJ	DCL	MPJ

REVISIONS

8	10/20/20	MPJ	DCL	
9	03/11/21	MPJ	DCL	
10	05/12/21	MPJ	BB	
11	06/07/21	MPJ	DCL	

Item 13.

CITY OF BEAUMONT

SALT MITIGATION WWTP UPGRADE
ELECTRICAL - CONDUITS AND DUCTBANKS
CONDUIT SCHEDULE 8

AQUA ENGINEERING
533 W. 2600 S, SUITE 275, BOUNTIFUL, UT 84010
PHONE (801) 299-1327 FAX (801) 299-0153

skm
533 W 2600 S, Suite 25
Bountiful, Utah 84010
Phone: (801) 677-0011
www.skmeng.com

ALBERT A. WEBB ASSOCIATES
CIVIL ENGINEERS
3788 McCRAY STREET
RIVERSIDE, CA 92506
PH. (951) 686-1070
FAX (951) 788-1256
ENGINEERING CONSULTANTS

0 1/2 1
DRAWING IS TO SCALE IF BAR MEASURES:
1" = FULL SCALE
1/2" = HALF SCALE

6/17/2021 C:\USERS\DANIEL.LEAVITT\AQUA ENGINEERING\BEAUMONT - DOCUMENTS\WEBB170227 SALT MITIGATION WWTP UPGRADE\050 DRAFTING\997 ELECTRICAL\15 CE-08 CONDUIT SCHEDULE 8.DWG

COMMUNICATIONS CONDUIT

CONDUIT	SIZE	CONDUCTORS	SERVICE	FROM	TO	COMBINED	DUCTBANKS	NOTES
F0101	1"	2 SHIELDED CAT6	COMMS	SWGR-HW	CTC-HW			
F0102	1"	2 SHIELDED CAT6	COMMS	MCC-HW1	CTC-HW			
F0103	1"	2 SHIELDED CAT6	COMMS	MCC-HW2	CTC-HW			
F0104	1"	2 SHIELDED CAT6	COMMS	RIO-HW	CTC-HW			
F0105	2"	24-STRAND FIBER SM OSP	COMMS	CTC-HW	CTC-CB		102, 38	REUSE EXISTING CONDUITS PAST HH-38
F0106	2"	24-STRAND FIBER SM OSP	COMMS	CTC-HW	CTC-MB		103, 103.1, 107	
F0200	1"	SHIELDED CAT6	COMMS	SWGR-MB	CTC-MB			
F0201	1"	2 SHIELDED CAT6	COMMS	MCC-MB1	CTC-MB			
F0202	1"	2 SHIELDED CAT6	COMMS	MCC-MB2	CTC-MB			
F0203	1"	2 SHIELDED CAT6	COMMS	RIO-MB	CTC-MB			
F0204	1"	2 SHIELDED CAT6	COMMS	PLC-RO	CTC-MB			
F0205	2"	6-STRAND FIBER SM OSP	COMMS	CTC-MB	MVSWGR		203, 205, 205.1	
F0206	1"	2 SHIELDED CAT6	COMMS	CTC-MB	FIRE ALARM CONTROL PANEL			
F0300	4"	24-STRAND FIBER SM OSP	COMMS	CTC-MB	RIO-SH		202, 202.1	
F0301	1"	2 SHIELDED CAT6	COMMS	RIO-SH	MCC-SH			
F0302	1"	SHIELDED CAT6	COMMS	RIO-SH	PLC-OC			
F0303	1"	SHIELDED CAT6	COMMS	PLC-OC	MCC-SH			
F0400	2"	WIRE BY OTHERS	COMMS	CTC-MB	EXISTING TELEPHONE PEDESTAL		203, 205, 205.1	
F1101	1"	MODBUS CABLE	COMMS	EXISTING G-1101	EXISTING LCP-1161			REUSE EXISTING CONDUIT & WIRE
F1101A	1"	MODBUS CABLE	COMMS	EXISTING G-1101	EXISTING G-1102			REUSE EXISTING CONDUIT & WIRE
F1102	1"	MODBUS CABLE	COMMS	EXISTING G-1102	EXISTING LCP-1161			REUSE EXISTING CONDUIT & WIRE
F1111	1"	MODBUS CABLE	COMMS	EXISTING G-1111	EXISTING LCP-1161			REUSE EXISTING CONDUIT & WIRE
F1112	1"	WIRE FUTURE	COMMS	CTC-HW	FUTURE CP-ME-1112			
F1112A	1"	SHIELDED CAT6	COMMS	EXISTING LCP-1161	EXISTING CP-ME-1112			REUSE EXISTING CONDUIT FROM CP-ME-1112 TO LCP-1161
F1113	1"	MODBUS CABLE	COMMS	EXISTING G-1112	EXISTING LCP-1161			REUSE EXISTING CONDUIT & WIRE
F1122	1"	SHIELDED CAT5	COMMS	CTC-HW	CP-ME-1122			
F1151	1"	2 MODBUS CABLES	COMMS	EXISTING G-1151	EXISTING LCP-1161			REUSE EXISTING CONDUIT & WIRE
F1151A	1"	MODBUS CABLE	COMMS	EXISTING G-1151	EXISTING G-1152			REUSE EXISTING CONDUIT & WIRE
F1152	1"	MODBUS CABLE	COMMS	EXISTING G-1152	EXISTING LCP-1161			REUSE EXISTING CONDUIT & WIRE
F1161	2"	12-STRAND SFIBER SM OSP	COMMS	CTC-HW	EXISTING LCP-1161		101, 104, 104.4	
F1172	1"	WIRE FUTURE	COMMS	CTC-HW	FUTURE CP-ME-1172			
F1172A	1"	SHIELDED CAT5	COMMS	EXISTING LCP-1161	EXISTING CP-ME-1172			REUSE EXISTING CONDUIT & WIRE
F1182	1"	SHIELDED CAT5	COMMS	CTC-HW	CP-ME-1182			
F1231	1"	SHIELDED CAT5	COMMS	CTC-HW	CP-1231			
F1413	1"	SHIELDED CAT5	COMMS	CTC-HW	CP-ME-1413			
F1423	1"	SHIELDED CAT5	COMMS	CTC-HW	CP-ME-1423			
F1433	1"	WIRE FUTURE	COMMS	CTC-HW	FUTURE CP-ME-1433			
F1471	3/4"	SHIELDED CAT5	COMMS	CTC-HW	CP-1471			
F2111	1"	CAT5 SH	COMMS	CTC-MB	JB-2111	F0203+, S2111+		
F2131	1"	CAT5 SH	COMMS	CTC-MB	JB-2131	F0203+, S2152+		
F2311	1"	CAT5 SH	COMMS	CTC-MB	JB-2311	F0203+, S2311+		
F2331	1"	CAT5 SH	COMMS	CTC-MB	JB-2331	F0203+, S2352+		
F2601	1"	SHIELDED CAT5	COMMS	CTC-MB	LCP-ME-2601			
F2611	1"	SHIELDED CAT5	COMMS	CTC-MB	LCP-ME-2611			
F2621	1"	SHIELDED CAT5	COMMS	CTC-MB	LCP-ME-2621			
F2631	1"	WIRE FUTURE	COMMS	CTC-MB	LCP-ME-2631			
F3701	1"	SHIELDED CAT5	COMMS	CTC-MB	LCP-ME-3701			
F3711	1"	SHIELDED CAT5	COMMS	CTC-MB	LCP-ME-3711			
F3721	1"	SHIELDED CAT5	COMMS	CTC-MB	LCP-ME-3721			
F3731	1"	WIRE FUTURE	COMMS	CTC-MB	LCP-ME-3731			
F6111	2"	12-STRAND SFIBER SM OSP	COMMS	CTC-HW	SCC-UV		102, 1	REUSE EXISTING CONDUIT FROM HH-1A TO SCC-UV
F6111A	1"	BELDEN 9842 RS-485 CABLE	COMMS	PDC-6111	HSC-6121	F6111+, F6121+, F6211A+		
F6114	1"	WIRE FUTURE	COMMS	PDC-6114	PDC-6111	F6111+, F6211A+		
F6121	1"	BELDEN 9842 RS-485 CABLE	COMMS	JB-UV2	HSC-6121	F6121+, F6211A+		
F6211	1"	BELDEN 9842 RS-485 CABLE	COMMS	PDC-6211	HSC-6221	F6211+, F6221+, F6211A+		
F6214	1"	WIRE FUTURE	COMMS	PDC-6214	PDC-6211	F6211+, F6211A+		
F6221	1"	BELDEN 9842 RS-485 CABLE	COMMS	JB-UV2	HSC-6221	F6221+, F6211A+		
F7211	1"	WIRE FUTURE	COMMS	CTC-HW	FUTURE VFD-P-7211			
F7212	1"	WIRE FUTURE	COMMS	CTC-HW	FUTURE VFD-P-7212			
F7213	1"	WIRE FUTURE	COMMS	CTC-HW	FUTURE VFD-P-7213			
F7410	2"	6-STRAND FIBER SM OSP	COMMS	CTC-HW	HH-108, AIT-7472		102, 38, 108	
F8401	1"	SHIELDED CAT6	COMMS	CTC-HW	ME-8401	F8401+	103, 103.1	
F8402	1"	SHIELDED CAT5	COMMS	CTC-HW	ME-8402	F8401+	103, 103.1	
F8403	1"	SHIELDED CAT6	COMMS	CTC-HW	ME-8403	F8401+	103, 103.1	
F8511	1"	2 SHIELDED CAT6	COMMS	CP-ME-8511	LCP-ME-8511			
F8511A	1"	SHIELDED CAT6	COMMS	RIO-SH	LCP-ME-8511			
F8541	1"	2 SHIELDED CAT6	COMMS	CP-ME-8541	LCP-ME-8541			
F8541A	1"	SHIELDED CAT6	COMMS	RIO-SH	LCP-ME-8541			
F8571	1"	WIRE FUTURE	COMMS	CP-ME-8571	LCP-ME-8571			STUB UP AND CAP
F8571A	1"	WIRE FUTURE	COMMS	RIO-SH	LCP-ME-8571			STUB UP AND CAP
F40001-1	3/4"	SHIELDED CAT6 TC	COMMS	PLC-RO	RIO-RO1			THRU SIGNAL CABLE TRAY
F40001-2	3/4"	SHIELDED CAT6 TC	COMMS	PLC-RO	RIO-RO2			THRU SIGNAL CABLE TRAY
F40001-3	3/4"	SHIELDED CAT6 TC	COMMS	PLC-RO	RIO-RO3			THRU SIGNAL CABLE TRAY
F40001-4	3/4"	SHIELDED CAT6 TC	COMMS	PLC-RO	RIO-RO4			THRU SIGNAL CABLE TRAY
F40001-5	3/4"	SHIELDED CAT6 TC	COMMS	PLC-RO	RIO-RO5			THRU SIGNAL CABLE TRAY

F1471 ADDED 8

NOTES:

1. CONDUITS THAT ARE COMBINED BETWEEN PULL POINTS ARE DENOTED WITH A + (PLUS) SYMBOL. SEE THE COMBINED CONDUITS SCHEDULE ON SHEET CE-11. CONDUITS THAT HAVE BEEN COMBINED SHALL BE LABELED WITH MULTIPLE CONDUIT TAGS, ONE FOR EACH CONDUIT THAT HAS BEEN COMBINED.

2. THE CONDUIT DEVELOPMENT AND SCHEDULE DOES NOT SHOW CONDUIT AND CONDUCTORS FOR LIGHTS, RECEPTACLES AND DATA JACKS. IT ALSO DOESN'T SHOW CONDUIT AND CONDUCTORS FOR THE MBR BUILDING'S HVAC AND APPLIANCES FOR THE OFFICE, BREAK ROOM, CONTROL ROOM, LAB, MECHANICAL ROOM AND RESTROOMS. THE CONTRACTOR IS RESPONSIBLE TO INCLUDE THESE CONDUITS AND CONDUCTORS IN THEIR WORK AND IN THEIR SUBMITTED CONDUIT ROUTING PLAN.

THIS DRAWING IS PROPERTY OF SKM ENGINEERING AND IS TRANSMITTED IN CONFIDENCE NEITHER RECEIPT NOR POSSESSION CONFERS OR TRANSFERS ANY RIGHTS TO REPRODUCE, USE, OR DISCLOSE, IN WHOLE OR IN PART, DATA CONTAINED HEREIN FOR ANY PURPOSE WITHOUT THE WRITTEN PERMISSION OF SKM ENGINEERING. © COPYRIGHTED 2018 BOUNTIFUL, UTAH

ORIGINAL

NO.	DATE	DESIGN	DRAWN	CHECKED
C	09/05/18	MPJ	DCL	MPJ
REVISIONS				
5	12/07/20	MPJ	DCL	
6	03/11/21	MPJ	DCL	
7	05/12/21	MPJ	DCL	
8	06/07/21	MPJ	DCL	

Item 13.

CITY OF BEAUMONT

SALT MITIGATION WWTP UPGRADE
ELECTRICAL - CONDUITS AND DUCTBANKS
CONDUIT SCHEDULE 9

AQUA ENGINEERING
533 W 2600 S, SUITE 275, BOUNTIFUL, UT 84010
PHONE (801) 299-1327 FAX (801) 299-0153

skm
533 W 2600 S, Suite 25
Bountiful, Utah 84010
Phone: (801) 677-0011
www.skmeng.com

ALBERT A. WEBB ASSOCIATES
CIVIL ENGINEERS
3788 McCRAY STREET
RIVERSIDE, CA 92506
PH: (951) 686-1070
FAX (951) 788-1256
ENGINEERING CONSULTANTS

0 1/2 1
DRAWING IS TO SCALE
IF BAR MEASURES:
1" = FULL SCALE
1/2" = HALF SCALE

3
SP0105
UPDATED

3
SP1311
UPDATED

3
CONDUITS REMOVED FROM SCHEDULE AND RE-PURPOSED FOR P1471+ (SP1412), C1471+ (SP1422) AND C1418 (SP1432)

SPARE CONDUIT

CONDUIT	SIZE	CONDUCTORS	SERVICE	FROM	TO	COMBINED	DUCTBANKS	NOTES
SP0100	6"	PULL STRING	12KVAC	MVSWGR	XFMR-HW		201.2, 100	
SP0102	4"	PULL STRING	120VAC	STANDBY GENERATOR	SWGR-HW			
SP0103	4"	PULL STRING	480VAC	SWGR-HW	MCC-HW1			
SP0104	4"	PULL STRING	480VAC	SWGR-HW	MCC-HW2			
SP0105	4-2"	PULL STRING, 2 TSP	SIGNAL	HH-101A	~~HH-105A~~		105	
SP0105A	2"	PULL STRING	COMMS	CTC-HW	HH-3B		102, 38	
SP0106	2"	PULL STRING	COMMS	CTC-HW	CTC-MB		103, 103.1, 107	
SP0111	2-2"	PULL STRING	COMMS	CTC-HW	RIO-HW			
SP0113	4"	PULL STRING	480VAC	SWGR-HW	HH-3B		102, 38	
SP0114	3"	PULL STRING	480VAC	SWGR-HW	HH-1		102, 1	
SP0115	1"	PULL STRING	480VAC	DP-HW2	HH-103		103	
SP0200	1"	PULL STRING	120VAC	STANDBY GENERATOR	RIO-MB		201.6	
SP0201	1"	PULL STRING	120VAC	STANDBY GENERATOR	SWGR-MB		201.6	
SP0202	6"	PULL STRING	12KVAC	MVSWGR	XFMR-MB		201.2	
SP0215	2-2"	PULL STRING	COMMS	CTC-MB	RIO-MB			
SP0251	1"	PULL STRING	120VAC	LP-MB2	JB-2111		202, 204	
SP0253	1"	PULL STRING	120VAC	LP-MB2	JB-2311		202, 204	
SP0300	4"	PULL STRING	12KVAC	MVSWGR	SWBD-SH		300	
SP0300A	2-2"	PULL STRING	COMMS	CTC-MB	RIO-SH		202, 202.1	
SP0302	4"	PULL STRING	480VAC	SWBD-SH	MCC-SH			
SP0303	2-2"	PULL STRING	480VAC	SWBD-SH	HH-303		303.1	
SP0304	2-2"	PULL STRING	480VAC	MCC-EQ	HH-303		303.1	
SP0400	2"	PULL STRING	COMMS	CTC-MB	EXISTING PORTABLE OFFICE		205.1	STUB UP AND CAP NEAR BUILDING
SP0401	1"	PULL STRING	120VAC	MPC-PO	EXISTING GATE CONTROLLER		205.1	
SP0402	1"	PULL STRING	COMMS	CTC-MB	EXISTING GATE CONTROLLER		205.1	
SP1101	4-2"	PULL STRING	120VAC, 480VAC	HH-101	HH-50		104, 104.4	
SP1112	2"	PULL STRING	SIGNAL	HH-101A	HH-50		104	
SP1114	2"	PULL STRING	SIGNAL	HH-101A	~~HH-104A~~		104	
SP1161	1.5"	PULL STRING	120VAC	EXISTING LCP-1161	RIO-HW		101, 104, 104.4	
SP1202	2-2"	PULL STRING	120VAC, 480VAC	HH-101	HH-104		104	
SP1311	1"	PULL STRING	SIGNAL	RIO-HW	LCP-1311	SP1311+	101, 2	
SP1311A	1"	PULL STRING	120VAC	RIO-HW	LCP-1311		101, 2	
SP1311B	2-2"	PULL STRING	SIGNAL	HH-101A	HH-2A		2	
SP1311C	2-2"	PULL STRING	120VAC, 480VAC	HH-101	HH-2		2	
SP1311D	2"	PULL STRING	120VAC	HH-18	LCP-1311			
SP1412	2"	PULL STRING	120VAC	CP-ME-1413	HH-105		101, 105	
SP1422	2"	PULL STRING	120VAC	CP-ME-1423	HH-105		101, 105	
SP1432	2"	PULL STRING	120VAC	FUTURE CP-ME-1433	HH-105		101, 105	
SP1501	2-2"	PULL STRING	SIGNAL	RIO-SH	~~HH-303A~~		303.1	
SP1503	2"	PULL STRING	120VAC	RIO-SH	HH-303		303.1	
SP1511	2"	PULL STRING	120VAC	RIO-SH	LCP-1511		303.1, 303.3	
SP1514	2"	PULL STRING	120VAC	RIO-SH	LCP-1514		303.1, 303.3	
SP1711	1"	PULL STRING	120VAC	HH-101	LCP-ME-1711		101, 105	
SP2111	1"	PULL STRING	SIGNAL	RIO-MB	JB-2111		202, 204	
SP2171	1"	PULL STRING	480VAC	MCC-MB1	JB-2111		202, 204	
SP2152	1"	PULL STRING	120VAC	LP-MB2	JB-2131		203, 205	
SP2152A	1"	PULL STRING	120VAC	RIO-MB	JB-2131		203, 205	
SP2271	1"	PULL STRING	480VAC	MCC-MB2	JB-2111		202, 204	
SP2311	1"	PULL STRING	SIGNAL	RIO-MB	JB-2311		202, 204	
SP2371	1"	PULL STRING	480VAC	MCC-MB1	JB-2311		202, 204	
SP2352	1"	PULL STRING	120VAC	LP-MB2	JB-2331		203, 205	
SP2352A	1"	PULL STRING	120VAC	RIO-MB	JB-2331		203, 205	
SP2471	1"	PULL STRING	SIGNAL	MCC-MB2	JB-2311		202, 204	
SP2752	4-2"	PULL STRING	120VAC, 480VAC	HH-202	HH-204		204	
SP2764	4-2"	PULL STRING	SIGNAL	HH-202A	~~HH-204A~~		204	
SP4602	1"	PULL STRING	120VAC	LP-MB2	HH-205		203, 205	
SP4602A	2"	PULL STRING	SIGNAL	RIO-MB	~~HH-205A~~		203, 205	
SP5601	2-2"	PULL STRING	SIGNAL	PLC-OC	~~HH-302A~~		301, 302	
SP5601A	2-1"	PULL STRING	120VAC	LP-SH	HH-302		301, 302	
SP6111	2"	PULL STRING	COMMS	CTC-HW	~~HH-1A~~		102, 1	
SP6302A	1"	PULL STRING	120VAC	LP-HW1	HH-108		102, 38, 108	
SP7131	2"	PULL STRING	SIGNAL	RIO-HW	~~HH-103A~~		103	
SP7211	2"	PULL STRING	120VAC	FUTURE VFD-P-7211	FUTURE P-7211		103, 103.2	
SP7212	2"	PULL STRING	120VAC	FUTURE VFD-P-7212	FUTURE P-7212		103, 103.2	
SP7213	2"	PULL STRING	120VAC	FUTURE VFD-P-7213	FUTURE P-7213		103, 103.2	
SP8101	2"	PULL STRING	480VAC	MCC-HW1	HH-103		103	
SP8102	2"	PULL STRING	480VAC	MCC-HW2	HH-103		103	
SP9101	1"	PULL STRING	120VAC	RIO-SH	LCP-SHDC			
SP9111	2"	PULL STRING	120VAC	RIO-SH	LCP-SHDC			
SP9511	2"	PULL STRING	120VAC	RIO-SH	LCP-SHDG			

NOTES:

1. CONDUITS THAT ARE COMBINED BETWEEN PULL POINTS ARE DENOTED WITH A + (PLUS) SYMBOL. SEE THE COMBINED CONDUITS SCHEDULE ON SHEET CE-11. CONDUITS THAT HAVE BEEN COMBINED SHALL BE LABELED WITH MULTIPLE CONDUIT TAGS, ONE FOR EACH CONDUIT THAT HAS BEEN COMBINED.

2. THE CONDUIT DEVELOPMENT AND SCHEDULE DOES NOT SHOW CONDUIT AND CONDUCTORS FOR LIGHTS, RECEPTACLES AND DATA JACKS. IT ALSO DOESN'T SHOW CONDUIT AND CONDUCTORS FOR THE MBR BUILDING'S HVAC AND APPLIANCES FOR THE OFFICE, BREAK ROOM, CONTROL ROOM, LAB, MECHANICAL ROOM AND RESTROOMS. THE CONTRACTOR IS RESPONSIBLE TO INCLUDE THESE CONDUITS AND CONDUCTORS IN THEIR WORK AND IN THEIR SUBMITTED CONDUIT ROUTING PLAN.

THIS DRAWING IS PROPERTY OF SKM ENGINEERING AND IS TRANSMITTED IN CONFIDENCE NEITHER RECEIPT NOR POSSESSION CONFERS OR TRANSFERS ANY RIGHTS TO REPRODUCE, USE, OR DISCLOSE, IN WHOLE OR IN PART, DATA CONTAINED HEREIN FOR ANY PURPOSE WITHOUT THE WRITTEN PERMISSION OF SKM ENGINEERING. © COPYRIGHTED 2018 BOUNTIFUL, UTAH

Item 13.

NO.	DATE	DESIGN	DRAWN	CHECKED
ORIGINAL				
C	09/05/18	MPJ	DCL	
REVISIONS				
1	08/14/19	MPJ	DCL	
2	10/11/19	MPJ	DCL	
3	06/07/21	MPJ	DCL	

CITY OF BEAUMONT

SALT MITIGATION WWTP UPGRADE
ELECTRICAL - CONDUITS AND DUCTBANKS
CONDUIT SCHEDULE 10

AQUA ENGINEERING
533 W. 2600 S, SUITE 275, BOUNTIFUL, UT 84010
PHONE (801) 299-1327 FAX (801) 299-0153

skm
533 W 2600 S, Suite 25
Bountiful, Utah 84010
Phone: (801) 677-0011
www.skmeng.com

ALBERT A. WEBB ASSOCIATES
CIVIL ENGINEERS
3788 McCRAY STREET
RIVERSIDE, CA 92506
PH: (951) 686-1070
FAX (951) 788-1256
ENGINEERING CONSULTANTS

0 1/2 1
DRAWING IS TO SCALE
IF BAR MEASURES:
1" = FULL SCALE
1/2" = HALF SCALE

P6411A+ DELETED (10)

C1471+ ADDED

C6411+ DELETED (10)

COMBINED CONDUITS

CONDUIT	SIZE	CONDUITS	SERVICE	FROM	TO	DUCTBANKS	NOTES
P0251+	1"	P0251, P2111, P2211	120VAC	LP-MB2	JB-0251	202, 204	
P0253+	1"	P0253, P2311, P2411	120VAC	LP-MB2	JB-0253	202, 204	
P1101+	2"	P1101, 1102, 1111, 1113, 1151, 1152	480VAC	DP-HW1	HH-50	101, 104, 104.4	PASSES THRU HH-101
P1311+	2"	P1311, C1311D	480VAC, 120VAC	~~HH-18~~	JB-P-1311		
P1312+	2"	P1312, C1312	480VAC, 120VAC	~~HH-18~~	JB-P-1312		
P1313+	2"	P1313, C1313	480VAC, 120VAC	~~HH-18~~	JB-P-1313		
P1314+	2"	P1314, C1314	480VAC, 120VAC	~~HH-18~~	JB-P-1314		
P1315+	2"	P1315, C1315	480VAC, 120VAC	~~HH-18~~	JB-P-1315		
P1321+	2"	P1321, P1322, P1343	480VAC	DP-HW1	HH-18	101, 2, 18	
P1332+	1"	P1332, P1342	120VAC	CP-HW2	HH-18	101, 2, 18	
P1501+	1"	P1501, P1502, P1541	120VAC	LP-SH	~~HH-303~~	303.1	
P2111+	1"	P2111, P2211	120VAC	JB-0251	JB-2211		
P2131+	1"	P2131, P2132	120VAC	JB-2151	JB-2131A		
P2151+	1"	P2131, P2132, P2151	120VAC	JB-2152	JB-2151		
P2152+	1.25"	P2131, P2132, P2151, P2152	120VAC	LP-MB2	JB-2152	203, 205	
P2231+	1"	P0252, P2231, P2232	120VAC	JB-2251	JB-2231		
P2251+	1.25"	P0252, P2231, P2232, P2251	120VAC	JB-2252	JB-2251		
P2252+	1.25"	P0252, P2231, P2232, P2251, P2252	120VAC	LP-MB2	JB-2252	203, 205	
P2311+	1"	P0254, P2311, P2411	120VAC	JB-0253	JB-2311		
P2331+	1"	P0254, P2331, P2332	120VAC	JB-2351	JB-2331A		
P2351+	1.25"	P0254, P2331, P2332, P2351	120VAC	JB-2352	JB-2351		
P2352+	1.25"	P0254, P2331, P2332, P2351, P2352	120VAC	LP-MB2	JB-2352	203, 205	
P2431+	1"	P2431, P2432	120VAC	JB-2451	JB-2431		
P2451+	1"	P2431, P2432, P2451	120VAC	JB-2452	JB-2451		
P2452+	1.25"	P2431, P2432, P2451, P2452	120VAC	LP-MB2	JB-2452	203, 205	
P6115+	3/4"	P6115, P6215	120VAC	LP-D	PB-UV		USES EXISTING AND NEW CONDUIT. SEE CE-19A
P6302+	1.5"	P6302, P6420, P7122, P7151, P7472	120VAC	LP-HW1	~~HH-108~~	102, 38, 108	
~~P6411A+~~	~~2"~~	~~P6411A~~	~~480VAC~~	~~CP-6411~~	~~HH-105~~	~~101, 105~~	~~CONDUIT WAS PREVIOUSLY SP1432~~
C1311D+	1.5"	C1311D, C1312, C1313, C1314, C1315	120VAC	LCP-1311	HH-18		
C1321+	1.5"	C1321, C1322, C1343	120VAC	LCP-1311	HH-18		
C1471+	2"	C1417, C1427, C1471	120VAC	CP-1471	~~HH-105~~	101, 105	CONDUIT WAS PREVIOUSLY SP1422
C1503+	1"	C1503, C1504	120VAC	RIO-SH	~~HH-303~~	303.1	
C2171+	1"	C2171, C2271	120VAC	HH-202	LCP-P-2271	204	
C2371+	1"	C2371, C2471	120VAC	HH-202	LCP-P-2371	204	
C3907+	1"	C3907, P3908, P3909	120VAC	H-3907	120VAC CABLE TRAY		
C3910+	1"	C3910, P3911	120VAC	H-3910	120VAC CABLE TRAY		
C5422+	1"	C5422, S5002A	24VDC/SIGNAL	RIO-MB	JB-5002	202, 206	
C6411+	2"	C6411A	120VAC	CP-6411 (VFD-P-6411, VFD-P-6412)	~~HH-105~~	~~101, 105~~	~~CONDUIT WAS PREVIOUSLY SP1422~~
C7406+	1"	C7406, C7531	120VAC	RIO-HW	HH-108A	102, 38, 108	
C8101+	2"	C8101, C8102	120VAC	MCC-HW1	LCP-8101	103, 103.1	
C8411+	2"	C8411, C8412	120VAC	RIO-HW	~~HH-103~~	103	
C9201+	1.5"	C9201, C9301, C9401, C9501	120VAC	HH-301	HS-9201A, 9301A, 9401A, 9501A	301.1	
C9201A+	1.5"	C9201A, C9301A, C9401A, C9501A	120VAC	HH-303	HS-9201B, 9301B, 9401B, 9501B	303.2	
S1332+	1"	S1332, S1342	SIGNAL	RIO-HW	~~HH-2A~~	101, 2	
S1501+	1"	S1501, S1502, S1541	SIGNAL	RIO-SH	~~HH-303A~~	303.1	
S1741+	2"	S1412, S1422, S1741, S1432, S6410	SIGNAL	~~HH-101A~~	~~HH-105A~~	105	
S1801+	1"	S1801, S1802, C1802	SIGNAL	RIO-HW	~~HH-101~~	101	
S2111+	1"	S2111, S2211, F2111	SIGNAL	RIO-MB	JB-2111A	202, 204	
S2131+	1"	S2131, S2132	SIGNAL	JB-2151	JB-2131A		
S2151+	1"	S2131, S2132, S2151	SIGNAL	JB-2152	JB-2151		
S2152+	1.25"	S2131, S2132, S2151, S2152, F2151	SIGNAL	RIO-MB	JB-2152	203, 205	
S2231+	1"	S2231, S2232	SIGNAL	JB-2251	JB-2231		
S2251+	1"	S2231, S2232, S2251	SIGNAL	JB-2252	JB-2251		
S2252+	1.25"	S2231, S2232, S2251, S2252	SIGNAL	RIO-MB	JB-2252	203, 205	
S2311+	1"	S2311, S2411, F2311	SIGNAL	RIO-MB	JB-2411	202, 204	
S2331+	1"	S2331, S2332	SIGNAL	JB-2351	JB-2331A		
S2351+	1"	S2331, S2332, S2351	SIGNAL	JB-2352	JB-2351		
S2352+	1.25"	S2331, S2332, S2351, S2352, F2351	SIGNAL	RIO-MB	JB-2352	203, 205	
S2431+	1"	S2431, S2432	SIGNAL	JB-2451	JB-2431		
S2451+	1"	S2431, S2432, S2451	SIGNAL	JB-2452	JB-2451		
S2452+	1.25"	S2431, S2432, S2451, S2452	SIGNAL	RIO-MB	JB-2452	203, 205	
S5002+	1"	S5002, S85001, S85501	SIGNAL	PLC-RO	JB-5002	202, 206	
S5002A+	3/4"	S5002, S5002A	SIGNAL	LI-5002	JB-5002		
S6302+	2"	S6302, S6412, S6420, S7101, S7122, S7151, S7472	SIGNAL	RIO-HW	HH-108A	102, 38, 108	
S7131+	2"	S7131, S7141, S8202, C8203, S8302, C8303, S8433, S8443	SIGNAL	RIO-HW	HH-103A	103	
S7401+	2"	S7401, S7410, S7501, S7511	SIGNAL	RIO-HW	HH-108A	102, 38, 108	
S8202+	1"	S8202, C8203	SIGNAL	HH-103A	JB-8202	103, 103.1	
S8302+	1"	S8302, C8303	SIGNAL	HH-103A	JB-8302	103, 103.1	
F0203+	1"	F0203, F2111, F2311, F2151, F2351	COMMS	CTC-MC	RIO-MB		
F6111+	1"	F6111A, F6114	COMMS	PDC-6111	UV TRAIN 1		
F6121+	1"	F6111A, F6121	COMMS	HSC-6121	UV TRAIN 1		
F6121A+	1"	F6111A, F6121, F6211, F6221	COMMS	JB-UV2	SCC-UV		
F6211+	1"	F6211, F6214	COMMS	PDC-6211	UV TRAIN 2		
F6221+	1"	F6211, F6221	COMMS	HSC-6221	UV TRAIN 2		
F8401+	2"	F8401, F8402, F8403	COMMS	CTC-HW	HH-103A	103	

NOTES:

1. CONDUITS THAT ARE COMBINED BETWEEN PULL POINTS ARE DENOTED WITH A + (PLUS) SYMBOL. SEE THE COMBINED CONDUITS SCHEDULE ON SHEET CE-11. CONDUITS THAT HAVE BEEN COMBINED SHALL BE LABELED WITH MULTIPLE CONDUIT TAGS, ONE FOR EACH CONDUIT THAT HAS BEEN COMBINED.

2. THE CONDUIT DEVELOPMENT AND SCHEDULE DOES NOT SHOW CONDUIT AND CONDUCTORS FOR LIGHTS, RECEPTACLES AND DATA JACKS. IT ALSO DOESN'T SHOW CONDUIT AND CONDUCTORS FOR THE MBR BUILDING'S HVAC AND APPLIANCES FOR THE OFFICE, BREAK ROOM, CONTROL ROOM, LAB, MECHANICAL ROOM AND RESTROOMS. THE CONTRACTOR IS RESPONSIBLE TO INCLUDE THESE CONDUITS AND CONDUCTORS IN THEIR WORK AND IN THEIR SUBMITTED CONDUIT ROUTING PLAN.

THIS DRAWING IS PROPERTY OF SKM ENGINEERING AND IS TRANSMITTED IN CONFIDENCE NEITHER RECEIPT NOR POSSESSION CONFERS OR TRANSFERS ANY RIGHTS TO REPRODUCE, USE, OR DISCLOSE, IN WHOLE OR IN PART, DATA CONTAINED HEREIN FOR ANY PURPOSE WITHOUT THE WRITTEN PERMISSION OF SKM ENGINEERING. © COPYRIGHTED 2018 BOUNTIFUL, UTAH

ORIGINAL

NO.	DATE	DESIGN	DRAWN	CHECKED
C	09/05/18	MPJ	DCL	MPJ

REVISIONS

7	12/07/20	MPJ	DCL	
8	03/11/21	MPJ	DCL	
9	05/12/21	MPJ	DCL	
10	06/07/21	MPJ	DCL	

Item 13.

CITY OF BEAUMONT

SALT MITIGATION WWTP UPGRADE
ELECTRICAL - CONDUITS AND DUCTBANKS
CONDUIT SCHEDULE 11

AQUA ENGINEERING
533 W. 2600 S, SUITE 275, BOUNTIFUL, UT 84010
PHONE (801) 299-1327 FAX (801) 299-0153

skm
533 W 2600 S, Suite 25
Bountiful, Utah 84010
Phone: (801) 677-0011
www.skmeng.com

ALBERT A. WEBB ASSOCIATES
CIVIL ENGINEERS
3788 McCRAY STREET
RIVERSIDE, CA 92506
PH: (951) 686-1070
FAX (951) 788-1256
ENGINEERING CONSULTANTS

0 1/2 1
DRAWING IS TO SCALE
IF BAR MEASURES:
1" = FULL SCALE
1/2" = HALF SCALE

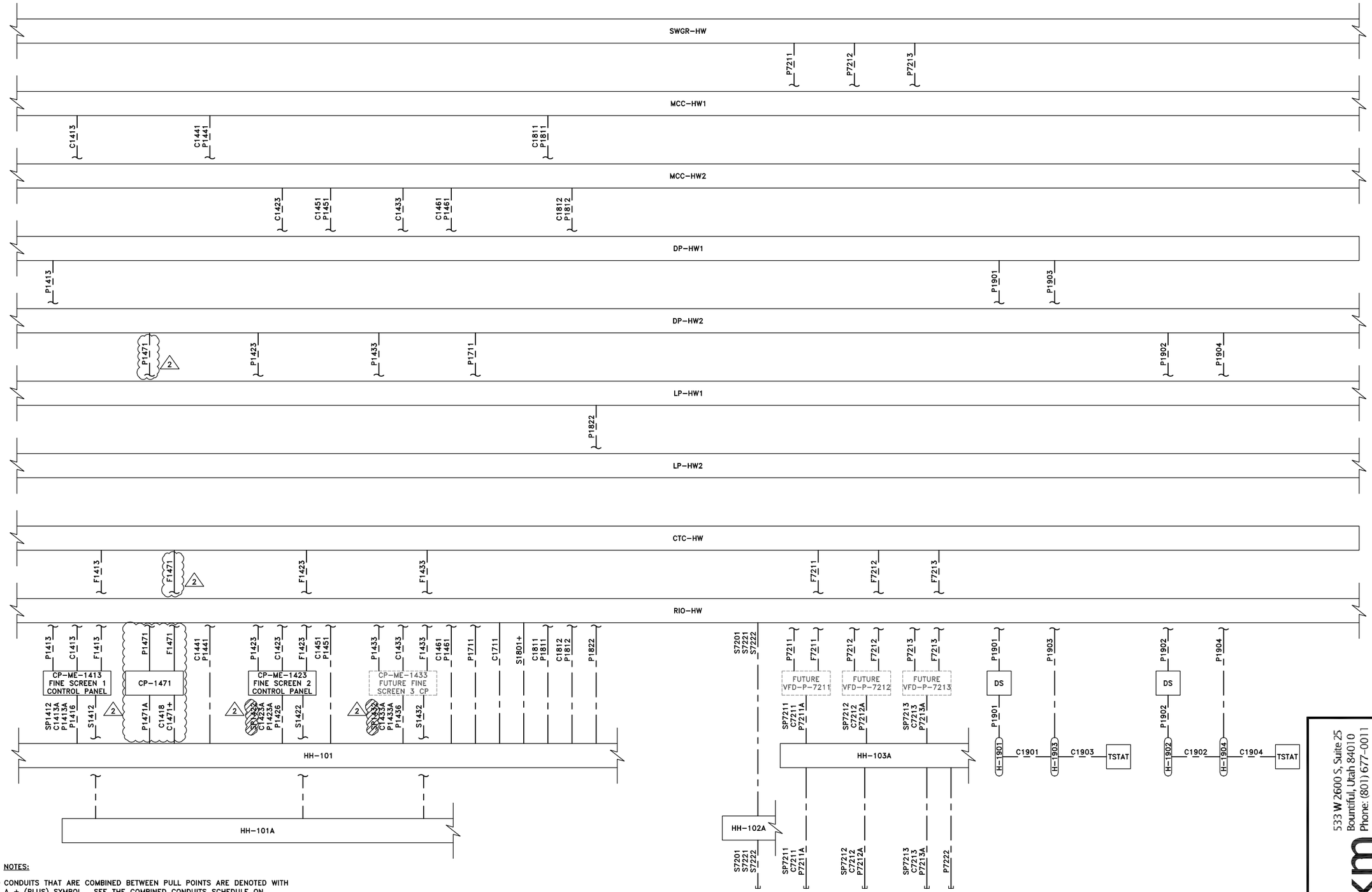

FUTURE RWD PUMPS
STUB OUT AND CAP

NOTES:

1. CONDUITS THAT ARE COMBINED BETWEEN PULL POINTS ARE DENOTED WITH A + (PLUS) SYMBOL. SEE THE COMBINED CONDUITS SCHEDULE ON SHEET CE-11. CONDUITS THAT HAVE BEEN COMBINED SHALL BE LABELED WITH MULTIPLE CONDUIT TAGS, ONE FOR EACH CONDUIT THAT HAS BEEN COMBINED.

2. THE CONDUIT DEVELOPMENT AND SCHEDULE DOES NOT SHOW CONDUIT AND CONDUCTORS FOR LIGHTS, RECEPTACLES AND DATA JACKS. IT ALSO DOESN'T SHOW CONDUIT AND CONDUCTORS FOR THE MBR BUILDING'S HVAC AND APPLIANCES FOR THE OFFICE, BREAK ROOM, CONTROL ROOM, LAB, MECHANICAL ROOM AND RESTROOMS. THE CONTRACTOR IS RESPONSIBLE TO INCLUDE THESE CONDUITS AND CONDUCTORS IN THEIR WORK AND IN THEIR SUBMITTED CONDUIT ROUTING PLAN.

THIS DRAWING IS PROPERTY OF SKM ENGINEERING AND IS TRANSMITTED IN CONFIDENCE NEITHER RECEIPT NOR POSSESSION CONFERS OR TRANSFERS ANY RIGHTS TO REPRODUCE, USE, OR DISCLOSE, IN WHOLE OR IN PART, DATA CONTAINED HEREIN FOR ANY PURPOSE WITHOUT THE WRITTEN PERMISSION OF SKM ENGINEERING. © COPYRIGHTED 2018 BOUNTIFUL, UTAH

	ORIGINAL			
NO.	DATE	DESIGN	DRAWN	CHECKED
C	09/05/18	WPJ	DCL	
	REVISIONS			
1	11/26/18	WPJ	BB	
2	06/07/21	WPJ	DCL	

Item 13.

CITY OF BEAUMONT

SALT MITIGATION WWTP UPGRADE
ELECTRICAL - CONDUITS AND DUCTBANKS
CONDUIT DEVELOPMENT 5

AQUA ENGINEERING
533 W 2600 S, SUITE 275, BOUNTIFUL, UT 84010
PHONE (801) 299-1327 FAX (801) 299-0153

skm
533 W 2600 S, Suite 25
Bountiful, Utah 84010
Phone: (801) 677-0011
www.skmeng.com

ALBERT A. WEBB ASSOCIATES
ENGINEERING CONSULTANTS
CIVIL ENGINEERS
3788 McCRAY STREET
RIVERSIDE, CA 92506
PH: (951) 686-1070
FAX (951) 788-1256

0 1/2 1
DRAWING IS TO SCALE
IF BAR MEASURES:
1" = FULL SCALE
1/2" = HALF SCALE

6/25/2021 C:\USERS\DANIEL.LEAVITT\AQUA ENGINEERING\BEAUMONT - DOCUMENTS\WEBB170227 SALT MITIGATION WWTP UPGRADE\050 DRAFTING\997 ELECTRICAL\15 CE-16 CONDUIT DEVELOPMENT 5.DWG

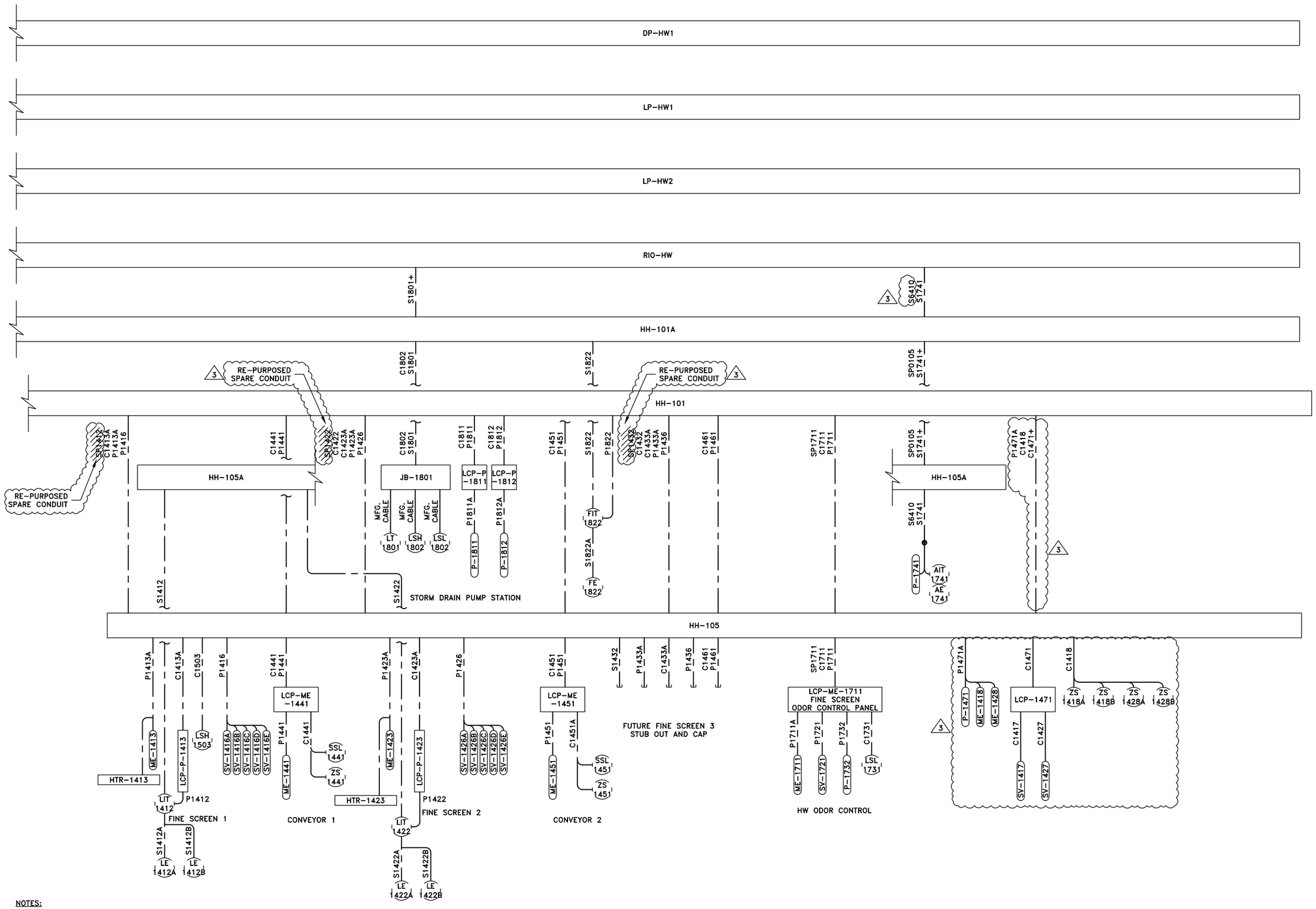

NOTES:

1. CONDUITS THAT ARE COMBINED BETWEEN PULL POINTS ARE DENOTED WITH A + (PLUS) SYMBOL. SEE THE COMBINED CONDUITS SCHEDULE ON SHEET CE-11. CONDUITS THAT HAVE BEEN COMBINED SHALL BE LABELED WITH MULTIPLE CONDUIT TAGS, ONE FOR EACH CONDUIT THAT HAS BEEN COMBINED.

2. THE CONDUIT DEVELOPMENT AND SCHEDULE DOES NOT SHOW CONDUIT AND CONDUCTORS FOR LIGHTS, RECEPTACLES AND DATA JACKS. IT ALSO DOESN'T SHOW CONDUIT AND CONDUCTORS FOR THE MBR BUILDING'S HVAC AND APPLIANCES FOR THE OFFICE, BREAK ROOM, CONTROL ROOM, LAB, MECHANICAL ROOM AND RESTROOMS. THE CONTRACTOR IS RESPONSIBLE TO INCLUDE THESE CONDUITS AND CONDUCTORS IN THEIR WORK AND IN THEIR SUBMITTED CONDUIT ROUTING PLAN.

6/25/2021 C:\USERS\DANIEL.LEAVITT\AQUA ENGINEERING\BEAUMONT - DOCUMENTS\WEBB170227 SALT MITIGATION WWTP UPGRADE\050 DRAFTING\997 ELECTRICAL\15 CE-18 CONDUIT DEVELOPMENT 7.DWG

Item 13.

NO.	DATE	DESIGN	DRAWN	CHECKED
ORIGINAL				
C	09/05/18	WPJ	DCL	
REVISIONS				
1	11/26/18	WPJ	BB	
2	10/11/19	WPJ	DCL	
3	06/07/21	WPJ	DCL	

THIS DRAWING IS PROPERTY OF SKM ENGINEERING AND IS TRANSMITTED IN CONFIDENCE NEITHER RECEIPT NOR POSSESSION CONFERS OR TRANSFERS ANY RIGHTS TO REPRODUCE, USE, OR DISCLOSE, IN WHOLE OR IN PART, DATA CONTAINED HEREIN FOR ANY PURPOSE WITHOUT THE WRITTEN PERMISSION OF SKM ENGINEERING. © COPYRIGHTED 2018 BOUNTIFUL, UTAH

CITY OF BEAUMONT

SALT MITIGATION WWTP UPGRADE
ELECTRICAL - CONDUITS AND DUCTBANKS
CONDUIT DEVELOPMENT 7

AQUA ENGINEERING
533 W 2600 S, SUITE 275, BOUNTIFUL, UT 84010
PHONE (801) 299-1327 FAX (801) 299-0153

skm
533 W 2600 S, Suite 25
Bountiful, Utah 84010
Phone: (801) 677-0011
www.skmeng.com

ALBERT A. WEBB ASSOCIATES
CIVIL ENGINEERS
3788 MC KAY STREET
RIVERSIDE, CA 92506
PH: (951) 686-1070
FAX (951) 788-1256
ENGINEERING CONSULTANTS

0 1/2 1
DRAWING IS TO SCALE IF BAR MEASURES:
1" = FULL SCALE
1/2" = HALF SCALE

W.M. Lyles Co.
PO Box 4377
Fresno, CA 93744

TIME & MATERIAL SHEET

W. M. LYLES CO.
CONTRACTOR
Since 1920
Progress Through Performance

Project Name Salt Mitigation Upgrade Project Project No. 551173
Phase Code 990100340U Date 10-08-2020

DESCRIPTION OF WORK

Relocate Samson at Fine Screens.

LABOR

NAME	CLASS	ST	OT	DT	SHIFT
Martin Barrera	FM	5	1/2		
Federico M. del Campo	LAB	5	1/2		

EQUIPMENT

DESCRIPTION	EQUIP. NO.	QTY	HRS	SHIFT
FM Truck	17215	1	5	

MATERIAL

DESCRIPTION	QTY	UM

I CERTIFY THAT I HAVE THE AUTHORITY TO AUTHORIZE THE WORK PERFORMED UNDER THIS FIELD WORK ORDER

CLAR-34
Acknowledgement of Time, Material & Labor

CUSTOMER
Signature Charles Reynolds
Print Name Charles Reynolds
Title
Date 11/17/20

W.M. Lyles Co.
Signature
Print Name Adam Monroe
Title PM
Date 11/16/20

W.M. Lyles Co.
PO Box 4377
Fresno, CA 93744

TIME & MATERIAL SHEET

W. M. LYLES CO.
CONTRACTOR
Progress Through Performance

Project Name SALT Mitigation Upgrade Project Project No. 551173
Phase Code 990100330 Date 10-22-2020

DESCRIPTION OF WORK

Install PVC Pipe and Pump (Temporary) at Fine Screens to increase the pressure on the HPW Line that feeds the Fine Screens Equipment

LABOR

NAME	CLASS	ST	OT	DT	SHIFT
Ernesto Velasquez	FM	4	2 1/2		
Jaime Pantoja	Lab	1	2 1/2		
Jose Mendoza	Lab	4	2 1/2		

EQUIPMENT

DESCRIPTION	EQUIP. NO.	QTY	HRS	SHIFT
FM Truck	17230	1	4	
Job Truck	15182	1	2	

MATERIAL

DESCRIPTION	QTY	UM

I CERTIFY THAT I HAVE THE AUTHORITY TO AUTHORIZE THE WORK PERFORMED UNDER THIS FIELD WORK ORDER

CLAR-3611

CUSTOMER
Signature Charles Reynolds
Print Name Charles De Tholds
Title
Date 12/24/20

W.M. Lyles Co.
Signature
Print Name Adam Moreira
Title PM
Date 1/6/21

W.M. Lyles Co.
PO Box 4377
Fresno, CA 93744

TIME & MATERIAL SHEET

W. M. LYLES CO.
CONTRACTOR
Since 1929
Progress Through Performance

Project Name SALT Mitigation Upgrade Project Project No. 551173
Phase Code 99010 0330 Date 10-23-2020

DESCRIPTION OF WORK

INSTALL Pressure Release Valve on the Temporay PVC Line installed AT Fine Screens For the NPW.

LABOR

NAME	CLASS	ST	OT	DT	SHIFT
Ernesto Velasquez	FM	2			
Jose Mendoza	Lab	2			

EQUIPMENT

DESCRIPTION	EQUIP. NO.	QTY	HRS	SHIFT
FM Truck	17230	1	2	
Job Truck	15182	1	2	

MATERIAL

DESCRIPTION	QTY	UM

I CERTIFY THAT I HAVE THE AUTHORITY TO AUTHORIZE THE WORK PERFORMED UNDER THIS FIELD WORK ORDER

CLAR-36

CUSTOMER
Signature Charles Reynolds
Print Name Charles Reynolds
Title Date 12/24/20

W.M. Lyles Co.
Signature
Print Name Jaime Moreno
Title PM Date 1/6/21

W.M. Lyles Co.
PO Box 4377
Fresno, CA 93744

TIME & MATERIAL SHEET

W. M. LYLES CO.
CONTRACTOR
Progress Through Performance

Project Name SALT Mitigation Upgrade Project Project No. 551173
Phase Code 990100330 Date 11-16-2020

DESCRIPTION OF WORK

Fix pump leak located at Fine Screens
(Temporary Pump)

LABOR

NAME	CLASS	ST	OT	DT	SHIFT
Martin Barrera	FM	3			
Joe Constante	Lab	3			
Fedenico Martin del C.	Lab	3			

EQUIPMENT

DESCRIPTION	EQUIP. NO.	QTY	HRS	SHIFT
FM Truck	17215	1	3	
Job Truck	15184	1	1	

MATERIAL

DESCRIPTION	QTY	UM

I CERTIFY THAT I HAVE THE AUTHORITY TO AUTHORIZE THE WORK PERFORMED UNDER THIS FIELD WORK ORDER
CLAR-361

CUSTOMER
Signature Charles Reynolds
Print Name Charles Reynolds
Title
Date 12/24/20

W.M. Lyles Co.
Signature
Print Name Oscar Moreno
Title PM
Date 1/6/21

McMASTER-CARR

Rec

562-692-5911
562-695-2323 (fax)
la.sales@mcmaster.com

Purchase Order	**1022ACAYAMA**
Paid	**$575.93**
Invoice	**47567367**
Invoice Date	**10/22/20**

Billed to

W M LYLES CO
P O BOX 4377
FRESNO CA 93744

Shipped to

Attention: Armando Cayama
W M Lyles Co
Office Trailer
715 W 4TH St
Beaumont CA 92223-2674

Mailing Address: McMaster-Carr
PO Box 7690
Chicago IL 60680-7690

Your Account: 89702600

Armando Cayama placed this order.

Line		Product	Ordered	Shipped	Balance	Price	Total
1	4702K62	ASME-Code Fast-Acting Pressure-Relief Valve for Hot Water, 2 NPT Female, Set At 125 PSI	1 Each	1	0	487.92 Each	487.92
2	4881K116	Thick-Wall PVC Plastic Pipe Fitting for Water, Tee Connector, 2 Pipe Size Socket-Connect Female	1 Each	1	0	13.72 Each	13.72
3	4882K918	Thick-Wall Dark Gray PVC Pipe Nipple for Water, Threaded on Both Ends, 2 NPT, 12" Long	1 Each	1	0	16.04 Each	16.04
4	4881K76	Thick-Wall PVC Plastic Pipe Fitting for Water, Straight Connector, 2 Size Socket-Connect Female	2 Each	2	0	5.46 Each	10.92

Merchandise	528.60
Sales Tax	40.97
Shipping	17.75
Total	$587.32
Invoice Deduction	(11.39)
Payment Received 11/9/20	(575.93)
Balance Due	$0.00

Packing List	Shipped	Weight	Carrier	Tracking	
4977070-01	10/22/20	24 lb	FedEx	917446857493	Received by R.Aqndo 10/23/20.
4977070-02	10/22/20	4 lb	UPS	1Z0526590102694741	Received by ID Verified 10/23/20.

McMASTER-CARR

Rec

562-692-5911
562-695-2323 (fax)
la.sales@mcmaster.com

Purchase Order	**1020ACAYAMA**
Paid	**$896.77**
Invoice	**47416861**
Invoice Date	**10/20/20**

Billed to

W M LYLES CO
P O BOX 4377
FRESNO CA 93744

Shipped to

Attention: Armando Cayama
W M Lyles Co
Office Trailer
715 W 4TH St
Beaumont CA 92223-2674

Mailing Address

McMaster-Carr
PO Box 7690
Chicago IL 60680-7690

Your Account 89702600

Armando Cayama placed this order.

Line		Product	Ordered	Shipped	Balance	Price	Total
1	4881K117	Thick-Wall PVC Plastic Pipe Fitting for Water, Tee Connector, 3 Pipe Size Socket-Connect Female	2 Each	2	0	18.64 Each	37.28
2	4881K77	Thick-Wall PVC Plastic Pipe Fitting for Water, Straight Connector, 3 Size Socket-Connect Female	6 Each	6	0	13.55 Each	81.30
3	8516T238	Oil-Resistant Compressible Buna-N Gasket with Bolt Holes, for 3 Pipe Size, ANSI 150, 1/8" Thick	3 Each	3	0	3.41 Each	10.23
4	45805K72	Quick-Set Pressure-Regulating Valve for Water, 2 NPT Female Inlet x Outlet	1 Each	1	0	489.79 Each	489.79
5	4881K136	Thick-Wall PVC Plastic Pipe Fitting for Water, Reducer, 3 Socket-Connect Female x 2 Socket-Connect Female	2 Each	2	0	20.53 Each	41.06
6	4882K918	Thick-Wall Dark Gray PVC Pipe Nipple for Water, Threaded on Both Ends, 2 NPT, 12" Long	2 Each	2	0	16.04 Each	32.08
7	4876K27	PVC On/Off Valve for Drinking Water, PTFE/HDPE Seat, 3 Socket-Weld Female, Dark Gray	1 Each	1	0	107.24 Each	107.24
8	3115T22	Strut-Mount Metal Routing Clamp, Zinc-Plated Steel, 3-1/2" ID, 7/64" Thick	6 Each	6	0	2.44 Each	14.64

Merchandise	813.62
Sales Tax	63.06
Shipping	20.09
Total	$896.77
Payment Received 11/9/20	(896.77)
Balance Due	$0.00

562-692-5911
562-695-2323 (fax)
la.sales@mcmaster.com

Rece

Purchase Order	**1020ACAYAMA**
Invoice	**47416861**
Invoice Date	**10/20/20**

Packing List	Shipped	Weight	Carrier	Tracking	
4831984-01	10/20/20	5 lb	FedEx	917446696819	Received by R.Camaya 10/21/20.
4831984-02	10/20/20	29 lb	UPS	1Z0526590102690601	Received by ID Verified 10/21/20.

McMASTER-CARR

Rec

562-692-5911
562-695-2323 (fax)
la.sales@mcmaster.com

Purchase Order	**1020ACAYAMA**
Paid	**$83.65**
Invoice	**47411292**
Invoice Date	**10/20/20**

Billed to

W M LYLES CO
P O BOX 4377
FRESNO CA 93744

Shipped to

Attention: Armando Cayama
W M Lyles Co
Office Trailer
715 W 4TH St
Beaumont CA 92223-2674

Mailing Address

McMaster-Carr
PO Box 7690
Chicago IL 60680-7690

Your Account 89702600

Armando Cayama placed this order.

Line		Product	Ordered	Shipped	Balance	Price	Total
2	4881K651	Thick-Wall PVC Plastic Pipe Fitting for Water, Bushing Reducing Adapter, 3 Socket Male x 1 Socket Female	1 Each	1	0	15.13 Each	15.13
3	4596K314	Thick-Wall Plastic Pipe Fitting for Water, Bushing Reducing Adapter, 1 Socket Male x 1/4 NPT Female	1 Each	1	0	6.28 Each	6.28
4	4881K663	Thick-Wall PVC Plastic Pipe Fitting for Water, Bushing Reducing Adapter, 3 Socket Male x 2 Socket Female	1 Each	1	0	15.85 Each	15.85
5	4881K26	Thick-Wall PVC Plastic Pipe Fitting for Water, Short 90 Degree Elbow Connector, 2 Socket Connect Female	4 Each	4	0	4.40 Each	17.60
6	4882K918	Thick-Wall Dark Gray PVC Pipe Nipple for Water, Threaded on Both Ends, 2 NPT, 12" Long	1 Each	1	0	16.04 Each	16.04

Merchandise	70.90
Sales Tax	5.49
Shipping	7.26
Total	$83.65
Payment Received 11/9/20	(83.65)
Balance Due	$0.00

Packing List	Shipped	Weight	Carrier	Tracking	
4839622-02	10/20/20	5 lb	UPS	1Z0526590102691708	Received by ID Verified 10/21/20.

McMASTER-CARR

Rec

562-692-5911
562-695-2323 (fax)
la.sales@mcmaster.com

Purchase Order	**1020ACAYAMA**
Paid	**$48.21**
Invoice	**47468651**
Invoice Date	**10/21/20**

Billed to

W M LYLES CO
P O BOX 4377
FRESNO CA 93744

Shipped to

Attention: Armando Cayama
W M Lyles Co
Office Trailer
715 W 4TH St
Beaumont CA 92223-2674

Mailing Address: McMaster-Carr
PO Box 7690
Chicago IL 60680-7690

Your Account: 89702600

Armando Cayama placed this order.

Line		Product	Ordered	Shipped	Balance	Price	Total
1	4881K117	Thick-Wall PVC Plastic Pipe Fitting for Water, Tee Connector, 3 Pipe Size Socket-Connect Female	2 Each	2	0	18.64 Each	37.28

Merchandise	37.28
Sales Tax	2.89
Shipping	8.04
Total	$48.21
Payment Received 11/9/20	(48.21)
Balance Due	$0.00

Packing List	Shipped	Weight	Carrier	Tracking	
4839622-01	10/21/20	5 lb	FedEx	917446712256	Received by R.Aqndo 10/23/20.

McMASTER-CARR

Rec

562-692-5911
562-695-2323 (fax)
la.sales@mcmaster.com

Purchase Order	**1006ACAYAMA**
Paid	**$852.68**
Invoice	**46654750**
Invoice Date	**10/6/20**

Billed to

W M LYLES CO
P O BOX 4377
FRESNO CA 93744

Shipped to

Attention: Armando Cayama
W M Lyles Co
Office Trailer
715 W 4TH St
Beaumont CA 92223-2674

Mailing Address: McMaster-Carr
PO Box 7690
Chicago IL 60680-7690

Your Account: 89702600

Armando Cayama placed this order.

Line		Product	Ordered	Shipped	Balance	Price	Total
1	48855K43	Thick-Wall Dark Gray PVC Pipe for Water, Unthreaded, 8 Pipe Size, 5 Feet Long	1 Each	1	0	133.29 Each	133.29
2	4881K973	Thick-Wall PVC Plastic Pipe Fitting for Water, Fixed Flange Cap, 8 Pipe Size	2 Each	2	0	134.67 Each	269.34
3	4881K224	Thick-Wall PVC Plastic Pipe Fitting for Water, Flanged 8 Pipe Size Socket-Connect Adapter	4 Each	4	0	87.51 Each	350.04

Merchandise	752.67
Sales Tax	58.33
Shipping	41.68
Total	$852.68
Payment Received 11/9/20	(852.68)
Balance Due	$0.00

Packing List	Shipped	Weight	Carrier	Tracking	
4117102-01	10/6/20	47 lb	UPS	1Z0526590102672434	Received by Armando 10/7/20.
4117102-02	10/6/20	48 lb	UPS	1Z0526590102672443	Received by Armando 10/7/20.

13-1.37-32666F21.p01 626146351 6-6 0

United Rentals

BRANCH LAX
5500 RAWLINGS AVE
SOUTH GATE CA 90280-7412
562-904-3680
562-904-1583 FAX

RENTAL RETURN INVOICE

187430184-001

Job Site

BEAUMONT WASTE WATER FACILITY
715 W FOURTH ST
BEAUMONT CA 92223-2674

Office: 559-441-1900 **Cell:** 610-565-6064

Customer #	: 416065
Invoice Date	: 11/05/20
Rental Out	: 10/26/20 03:00 PM
Rental In	: 11/02/20 03:00 PM
UR Job Loc	: 715 4TH ST, BEAUMONT
UR Job #	: BEAUMONT WASTE WATER
Customer Job ID:	
P.O. #	: TBD
Ordered By	: ROBERT BECK
Reserved By	: NATHAN GETZ
Salesperson	: NATHAN GETZ

WM LYLES CO
PO BOX 4377
FRESNO CA 93744-4377

RECEIVED
NOV 13 2020
By

Invoice Amount: $1,834.03

Terms: Due Upon Receipt
Payment options: Contact our credit office 704-916-4843
REMIT TO: UNITED RENTALS (NORTH AMERICA),INC.
FILE 51122
LOS ANGELES CA 90074-1122

RENTAL ITEMS:

Qty	Equipment	Description	Minimum	Day	Week	4 Week	Amount
1	PU60145SA	PUMP 6" DBA-SILENCER VAC ASSIST - DIESEL Make: BAKERCORP Model: DP66LS-CK74AT Serial: 213665 Meter out: 1055.50 Meter in: 1079.90 Substituted for: PUMP 6" VAC ASSIST - DIESEL camlock fittings on pump ends		250.00	650.00	1850.00	650.00
2	537/6620	HOSE 6X50 LAYFLAT DISCHARGE - CAMLOCK 100' total		45.00	90.00	270.00	180.00
2	537/2720	HOSE 6X20 TANK TRUCK - CAMLOCK		40.00	80.00	200.00	160.00
1	545/6628	STRAINER 6"		5.00	15.00	30.00	15.00
1	537/1920	HOSE 6X10 RUBBER SUCTION - CAMLOCK		20.00	40.00	100.00	40.00
					Rental Subtotal:		1,045.00

SALES/MISCELLANEOUS ITEMS:

Qty	Item		Price	Unit of Measure	Extended Amt.
1	CA PERSONAL PROP TAX REIMB CHARGE	[DRSURCA/MCI]	7.837	EACH	7.84
1	ENVIRONMENTAL SERVICE CHARGE	[ENV/MCI]	13.000	EACH	13.00
1	DELIVERY CHARGE		330.000	EACH	330.00
1	PICKUP CHARGE		330.000	EACH	330.00
				Sales/Misc Subtotal:	680.84
				Agreement Subtotal:	1,725.84
				Tax:	108.19
				Total:	1,834.03

COMMENTS/NOTES:

CONTACT: ROBERT BECK
CELL#: 951-858-3060
CONTACT: ROBERT BECK
CELL#: 951-858-3060

ARE YOU OR YOUR EMPLOYEES IN NEED OF OPERATOR CERTIFICATION TRAINING?
CONTACT UNITED ACADEMY TODAY 844-222-2345 OR WWW.UNITEDACADEMY.UR.COM
TRAINING IS NOT AVAILABLE ON CERTAIN EQUIPMENT IN CANADA.

NOTICE: This invoice is subject to the terms and conditions of the Rental and Service Agreement, which are available at https://www.unitedrentals.com/legal/rental-service-terms-US and which are incorporated herein by reference. A COPY OF THE RENTAL AND SERVICE AGREEMENT TERMS ARE AVAILABLE IN PAPER FORM UPON REQUEST.

You Can Now Access Invoice History and Update Purchase Orders Online
To Sign Up, contact URControlSupport@ur.com

United Rentals

BRANCH LAX
5500 RAWLINGS AVE
SOUTH GATE CA 90280-7412
562-904-3680
562-904-1583 FAX

RECEIVED
NOV 16 2020
By

RENTAL RETURN INVOICE

185005996-004

Job Site
WATER TREATMENT PLANT
715 W FOURTH ST
BEAUMONT CA 92223-2674

Office: 559-441-1900 **Cell:** 951-858-3060

35-1.97-30296F21.p01 626126820 1-9 0

WM LYLES CO
PO BOX 4377
FRESNO CA 93744-4377

Customer #	: 416065
Invoice Date	: 10/30/20
Rental Out	: 08/19/20 08:00 AM
Rental In	: 09/29/20 08:00 AM
UR Job Loc	: 715 W FOURTH ST, BEA
UR Job #	: 195
Customer Job ID:	
P.O. #	: 551173
Ordered By	: ROBERT BECK
Reserved By	: YULIANA REYES
Salesperson	: NATHAN GETZ

Invoice Amount: $755.62

Terms: Due Upon Receipt
Payment options: Contact our credit office 704-916-4843
REMIT TO: UNITED RENTALS (NORTH AMERICA),INC.
FILE 51122
LOS ANGELES CA 90074-1122

RENTAL ITEMS:

Qty	Equipment	Description	Minimum	Day	Week	4 Week	Amount
1	PU60114	PUMP 6" VAC ASSIST - DIESEL Make: BAKERCORP Model: DP66LS-CK74OT Serial: 206460 Meter out: 1292.40 Meter in: 1395.20		305.00	755.00	1850.00	305.00
3	537/6620	HOSE 6X50 LAYFLAT DISCHARGE - CAMLOCK		60.00	120.00	275.00	180.00
2	537/2720	HOSE 6X20 TANK TRUCK - CAMLOCK		40.00	80.00	200.00	80.00
1	545/6628	STRAINER 6"		5.00	15.00	30.00	5.00
6	537/1920	HOSE 6X10 RUBBER SUCTION - CAMLOCK * ADDED FROM CONTRACT# 185138100 *		20.00	40.00	100.00	120.00
						Rental Subtotal:	690.00

SALES/MISCELLANEOUS ITEMS:

Qty	Item		Price	Unit of Measure	Extended Amt.
1	CA PERSONAL PROP TAX REIMB CHARGE	[DRSURCA/MCI]	5.174	EACH	5.17
1	ENVIRONMENTAL SERVICE CHARGE	[ENV/MCI]	6.100	EACH	6.10
				Sales/Misc Subtotal:	11.27
				Agreement Subtotal:	701.27
				Tax:	54.35
				Total:	755.62

COMMENTS/NOTES:

CONTACT: ROBERT BECK
CELL#: 951-858-3060

Final Bill: 1 Day From 9/28/20 08:00 AM Thru 9/29/20 08:00 AM

ARE YOU OR YOUR EMPLOYEES IN NEED OF OPERATOR CERTIFICATION TRAINING?
CONTACT UNITED ACADEMY TODAY 844-222-2345 OR WWW.UNITEDACADEMY.UR.COM
TRAINING IS NOT AVAILABLE ON CERTAIN EQUIPMENT IN CANADA.

NOTICE: This invoice is subject to the terms and conditions of the Rental and Service Agreement, which are available at https://www.unitedrentals.com/legal/rental-service-terms-US and which are incorporated herein by reference. A COPY OF THE RENTAL AND SERVICE AGREEMENT TERMS ARE AVAILABLE IN PAPER FORM UPON REQUEST.

You Can Now Access Invoice History and Update Purchase Orders Online
To Sign Up, contact URControlSupport@ur.com

United Rentals

BRANCH LAX
5500 RAWLINGS AVE
SOUTH GATE CA 90280-7412
562-904-3680
562-904-1583 FAX

RECEIVED
NOV 25 2020
By

RENTAL RETURN INVOICE

188121029-001

Job Site

BEAUMONT WASTE WATER FACILITY
715 W FOURTH ST
BEAUMONT CA 92223-2674

Office: 559-441-1900 **Cell:** 610-565-6064

WM LYLES CO
PO BOX 4377
FRESNO CA 93744-4377

Customer #	: 416065
Invoice Date	: 11/18/20
Rental Out	: 11/13/20 07:00 AM
Rental In	: 11/13/20 01:00 PM
UR Job Loc	: 715 4TH ST, BEAUMONT
UR Job #	: BEAUMONT WASTE WATER
Customer Job ID:	
P.O. #	: 55.1173
Ordered By	: OSCAR
Reserved By	: NATHAN GETZ
Salesperson	: NATHAN GETZ

Invoice Amount: $1,046.94

Terms: Due Upon Receipt
Payment options: Contact our credit office 704-916-4843
REMIT TO: UNITED RENTALS (NORTH AMERICA),INC.
FILE 51122
LOS ANGELES CA 90074-1122

RENTAL ITEMS:

Qty	Equipment	Description	Minimum	Day	Week	4 Week	Amount
1	10850635	PUMP 6" DBA-SILENCER VAC ASSIST - DIESEL Make: CORNELL Model: MTP6DZD Serial: 3003512628 Meter out: 976.90 Meter in: 981.80 Substituted for: PUMP 6" VAC ASSIST - DIESEL	250.00	250.00	650.00	1850.00	250.00
	Camlock						
3	537/6620	HOSE 6X50 LAYFLAT DISCHARGE - CAMLOCK	45.00	45.00	90.00	270.00	135.00
3	537/2920	HOSE 6X20 RUBBER SUCTION - CAMLOCK	32.00	32.00	64.00	192.00	96.00

Rental Subtotal: 481.00

SALES/MISCELLANEOUS ITEMS:

Qty	Item		Price	Unit of Measure	Extended Amt.
1	CA PERSONAL PROP TAX REIMB CHARGE	[DRSURCA/MCI]	3.607	EACH	3.61
1	ENVIRONMENTAL SERVICE CHARGE	[ENV/MCI]	5.000	EACH	5.00
1	DELIVERY CHARGE		250.000	EACH	250.00
1	PICKUP CHARGE		250.000	EACH	250.00

Sales/Misc Subtotal: 508.61

Agreement Subtotal: 989.61
Tax: 57.33
Total: 1,046.94

COMMENTS/NOTES:

CONTACT: OSCAR
CELL#: 951-757-5282
CALL OSCAR30 MINUTES OUT 619-565-6064
. SITE IS A LITTLE TOUGH TO FIND
OSCAR - 619-565-6064

ARE YOU OR YOUR EMPLOYEES IN NEED OF OPERATOR CERTIFICATION TRAINING?
CONTACT UNITED ACADEMY TODAY 844-222-2345 OR WWW.UNITEDACADEMY.UR.COM
TRAINING IS NOT AVAILABLE ON CERTAIN EQUIPMENT IN CANADA.

NOTICE: This invoice is subject to the terms and conditions of the Rental and Service Agreement, which are available at https://www.unitedrentals.com/legal/rental-service-terms-US and which are incorporated herein by reference. A COPY OF THE RENTAL AND SERVICE AGREEMENT TERMS ARE AVAILABLE IN PAPER FORM UPON REQUEST.

You Can Now Access Invoice History and Update Purchase Orders Online
To Sign Up, contact URControlSupport@ur.com

xylem
Let's Solve Water

godwin FLYGT

Invoice

Sold by:

Branch 017
11161 Harrel Street
Mira Loma, CA 91752-1439
Tel: 951-681-3636
Fax: 951-332-3679

RECEIVED
OCT 29 2020

Remit to: Xylem Dewatering Solutions, Inc.
26717 Network Place
Chicago, IL 60673-1267
Phone: 1.855.278.2248 (opt 1)

NOTE: Valued customers, please note the NEW remit address change included on this invoice.

SOLD TO
W M Lyles Company
PO Box 4377
Fresno, CA 93744-4377

SHIP TO
W M Lyles Company
Salt Mitigation / Fine Screens Start-Up
715 W 4th Street
Beaumont, CA 92223

Cust. No.	Invoice Date	Invoice No.
00015587	10-23-2020	401045877

Customer PO	Ordered By	Contract Date	Service Contract #	Sales Representative	Order Taken By	Payment Terms
55.1173	Mr. Oscar Mendoza	10-22-2020	217011580	James O. Rufing	James O. Rufing	Net 30

QTY	ITEM	DESCRIPTION	UNIT AMOUNT	EXTENDED AMOUNT

Comments

Provided laborer/technician 10/22 and 10/23/20, to provide start-up services for the Salt Mitigation / Fine Screens Project in Beaumont, CA. This invoice includes 3 hours of no charge standby time on 10/22/20.

ALL PAST DUE INVOICES ARE SUBJECT TO 1 1/2% PER MONTH SERVICE CHARGE

Rental	Labor	Shipping	Misc. Charges	Taxes
$ 0.00	$ 552.50	$ 0.00	$ 697.50	$ 0.00

Total Invoice **$ 1,250.00**

Important Information: Due to fraud attempts any communication for changes of bank account details have to be confirmed by a call-back with your respective Xylem contact person.

xylem
Let's Solve Water

godwin FLYGT

Invoice

Sold by:
Branch 017
11161 Harrel Street
Mira Loma, CA 91752-1439
Tel: 951-681-3636
Fax: 951-332-3679

Remit to: Xylem Dewatering Solutions, Inc.
26717 Network Place
Chicago, IL 60673-1267
Phone: 1.855.278.2248 (opt 1)

NOTE: Valued customers, please note the NEW remit address change included on this invoice.

SOLD TO
W M Lyles Company
PO Box 4377
Fresno, CA 93744-4377

SHIP TO
W M Lyles Company
Fine Screens
715 W 4th Street
Beaumont, CA 92223

Cust. No.	Invoice Date	Invoice No.
00015587	11-11-2020	401049747

Customer PO	Ordered By	Contract Date	Rental Contract #	Sales Representative	Order Taken By	Payment Terms
1173	Mr. Oscar Mendoza	10-22-2020	217011578	James O. Rufing	James O. Rufing	Net 30

QTY	ITEM	DESCRIPTION	PER	D/W/M	RATE	AMOUNT
		Rental 10/22/2020 Thru 11/18/2020				
1	CA50-071	Godwin 50HP VFD CP W/CAGE 70AMP 460V R8	1	M		
1	D-2161	Goulds 3656 1-1/2" 40HP 3P 460V	1	M		
1	PT-255	PrimeGuard Pressure Transducer PXT-300	1	M		
1	DZONE02ROLLBACK	Delivery Zone 2 - Rollback				
1	ENVFEE	Environmental Fee				

RECEIVED
NOV 19 2020
By_____

ALL PAST DUE INVOICES ARE SUBJECT TO 1 1/2% PER MONTH SERVICE CHARGE

Rental	Labor	Shipping	Misc. Charges	Taxes
$ 2,592.00	$ 0.00	$ 265.00	$ 11.97	$ 222.35

Important Information: Due to fraud attempts any communication for changes of bank account details have to be confirmed by a call-back with your respective Xylem contact person.

Total Invoice **$ 3,091.32**

xylem
Let's Solve Water

godwin FLYGT

Invoice

Sold by:
Branch 017
11161 Harrel Street
Mira Loma, CA 91752-1439
Tel: 951-681-3636
Fax: 951-332-3679

Remit to: Xylem Dewatering Solutions, Inc.
26717 Network Place
Chicago, IL 60673-1267
Phone: 1.855.278.2248 (opt 1)

NOTE: Valued customers, please note the NEW remit address change included on this invoice.

SOLD TO
W M Lyles Company
PO Box 4377
Fresno CA 93744-4377

SHIP TO
W M Lyles Company
Fine Screens
715 W 4th Street
Beaumont, CA 92223

Cust. No.	Invoice Date	Invoice No.
00015587	11-17-2020	401051122

Customer PO	Ordered By	Contract Date	Completed Date	W/O Number	Sales Representative	Order Taken By	Payment Terms
1173	Mr. Oscar Mendoza	11-13-2020	11-13-2020	717016764	James O. Rufing	James O. Rufing	Net 30

ITEM	DESCRIPTION	QUANTITY	UNIT AMOUNT	EXTENDED AMOUNT
	Repair On: D-2161 **Made a service call on 11/13/2020 to service rental fleet D-2161. Verifued the complaint of thepump making noise found the pump cavitating due to a lack of waterthe customer increased the water and rersolved the cavitation retested and checkedgood. * Reference Manual Work Order LO11131630***			
MILEAGE	Mileage	80	2.50	200.00
LABOR	Labor Standard Rate	3.50	130.00	455.00
SERVICETRUCK	Godwin Service Truck	1	125.00	125.00
ENVIRONMENTALFE	Environmental Fee	1	12.50	12.50

RECEIVED
NOV 23 2020
By

ALL PAST DUE INVOICES ARE SUBJECT TO 1 1/2% PER MONTH SERVICE CHARGE

Merchandise	Labor	Shipping	Misc. Charges	Taxes
$ 0.00	$ 455.00	$ 0.00	$ 337.50	$ 0.97

Important Information: Due to fraud attempts any communication for changes of bank account details have to be confirmed by a call-back with your respective Xylem contact person.

Total Invoice **$ 793.47**

xylem
Let's Solve Water

godwin FLYGT

Invoice

Sold by:

Branch 017
11161 Harrel Street
Mira Loma, CA 91752-1439
Tel: 951-681-3636
Fax: 951-332-3679

Remit to: Xylem Dewatering Solutions, Inc.
26717 Network Place
Chicago, IL 60673-1267
Phone: 1.855.278.2248 (opt 1)

NOTE: Valued customers, please note the NEW remit address change included on this invoice.

RECEIVED
NOV 19 2020
By

SOLD TO
W M Lyles Company
PO Box 4377
Fresno, CA 93744-4377

SHIP TO
W M Lyles Company
1173 Beaumont
715 W 4th Street
Beaumont, CA 92223

Cust. No.	Invoice Date	Invoice No.
00015587	11-11-2020	401049746

Customer PO	Ordered By	Contract Date	Rental Contract #	Sales Representative	Order Taken By	Payment Terms
1173	Mr. Robert Beck	10-22-2020	217011577	James O. Rufing	James O. Rufing	Net 30

QTY	ITEM	DESCRIPTION	PER	D/W/M	RATE	AMOUNT
		Rental 10/22/2020 Thru 11/18/2020				
2	HSDS080050QDDR	8" x 50' HD Layflat Hose W/QD	1	M	634.95	1,269.90

ALL PAST DUE INVOICES ARE SUBJECT TO
1 1/2% PER MONTH SERVICE CHARGE

Rental	Labor	Shipping	Misc. Charges	Taxes
$ 1,269.90	$ 0.00	$ 0.00	$ 0.00	$ 98.42

Important Information: Due to fraud attempts any communication for changes of bank account details have to be confirmed by a call-back with your respective Xylem contact person.

Total Invoice **$ 1,368.32**

xylem
Let's Solve Water

godwin FLYGT

Invoice

Sold by:

Branch 017
11161 Harrel Street
Mira Loma, CA 91752-1439
Tel: 951-681-3636
Fax: 951-332-3679

Remit to: Xylem Dewatering Solutions, Inc.
26717 Network Place
Chicago, IL 60673-1267
Phone: 1.855.278.2248 (opt 1)

NOTE: Valued customers, please note the NEW remit address change included on this invoice.

SOLD TO
W M Lyles Company
PO Box 4377
Fresno, CA 93744-4377

SHIP TO
W M Lyles Company
1173 Beaumont
715 W 4th Street
Beaumont, CA 92223

Cust. No.	Invoice Date	Invoice No.
00015587	12-01-2020	401053754

Customer PO	Ordered By	Contract Date	Rental Contract #	Sales Representative	Order Taken By	Payment Terms
1173	Mr. Robert Beck	10-22-2020	217011577	James O. Rufing	James O. Rufing	Net 30

QTY	ITEM	DESCRIPTION	PER	D/W/M	RATE	AMOUNT
		Rental 11/19/2020 Thru 11/25/2020 *Return*				
2	HSDS080050QDDR	8" x 50' HD Layflat Hose W/QD	1	W	211.65	423.30
1	PZONE02PICKUP	Pickup Zone 2 - Pickup Truck			140.00	140.00

RECEIVED
DEC 07 2020
By

RECEIVED
DEC 07 2020
By

ALL PAST DUE INVOICES ARE SUBJECT TO 1 1/2% PER MONTH SERVICE CHARGE

Rental	Labor	Shipping	Misc. Charges	Taxes
$ 423.30	$ 0.00	$ 140.00	$ 0.00	$ 43.66

Important Information: Due to fraud attempts any communication for changes of bank account details have to be confirmed by a call-back with your respective Xylem contact person.

Total Invoice **$ 606.96**

xylem
Let's Solve Water

godwin FLYGT

Invoice

Sold by:
Branch 017
11161 Harrel Street
Mira Loma, CA 91752-1439
Tel: 951-681-3636
Fax: 951-332-3679

Remit to: Xylem Dewatering Solutions, Inc.
26717 Network Place
Chicago, IL 60673-1267
Phone: 1.855.278.2248 (opt 1)

NOTE: Valued customers, please note the NEW remit address change included on this invoice.

SOLD TO
W M Lyles Company
PO Box 4377
Fresno, CA 93744-4377

SHIP TO
W M Lyles Company
Fine Screens
715 W 4th Street
Beaumont, CA 92223

Cust. No.	Invoice Date	Invoice No.
00015587	12-09-2020	401055728

Customer PO	Ordered By	Contract Date	Rental Contract #	Sales Representative	Order Taken By	Payment Terms
1173	Mr. Oscar Mendoza	10-22-2020	217011578	James O. Rufing	James O. Rufing	Net 30

QTY	ITEM	DESCRIPTION	PER	D/W/M	RATE	AMOUNT
		Rental 11/19/2020 Thru 12/16/2020				
1	CA50-071	Godwin 50HP VFD CP W/CAGE 70AMP 460V R8	1	M		
1	D-2161	Goulds 3656 1-1/2" 40HP 3P 460V	1	M		
1	PT-255	PrimeGuard Pressure Transducer PXT-300	1	M		
1	ENVFEE	Environmental Fee				

RECEIVED
DEC 14 2020
By

ALL PAST DUE INVOICES ARE SUBJECT TO 1 1/2% PER MONTH SERVICE CHARGE

Rental	Labor	Shipping	Misc. Charges	Taxes
$ 2,592.00	$ 0.00	$ 0.00	$ 11.97	$ 201.81

Important Information: Due to fraud attempts any communication for changes of bank account details have to be confirmed by a call-back with your respective Xylem contact person.

Total Invoice **$ 2,805.78**

Invoice

Sold by:

Branch 017
11161 Harrel Street
Mira Loma, CA 91752-1439
Tel: 951-681-3636
Fax: 951-332-3679

Remit to: Xylem Dewatering Solutions Inc.
26717 Ne[illegible]e
Chicago, IL [illegible]7
Phone: 1.855.278.2248 (opt 1)

Item 13.

NOTE: Valued customers, please note the NEW remit address change included on this invoice.

SOLD TO
W M Lyles Company
PO Box 4377
Fresno, CA 93744-4377

SHIP TO
W M Lyles Company
Fine Screens
715 W 4th Street
Beaumont, CA 92223

Cust. No.	Invoice Date	Invoice No.
00015587	01-06-2021	401061301

Customer PO	Ordered By	Contract Date	Rental Contract #	Sales Representative	Order Taken By	Payment Terms
1173	Mr. Oscar Mendoza	10-22-2020	217011578	James O. Rufing	James O. Rufing	Net 30

QTY	ITEM	DESCRIPTION	PER	D/W/M	RATE	AMOUNT
		Rental 12/17/2020 Thru 01/04/2021 *Return*				
1	CA50-071	Godwin 50HP VFD CP W/CAGE 70AMP 460V R8	1	M		
1	D-2161	Goulds 3656 1-1/2" 40HP 3P 460V	1	M		
1	PT-255	PrimeGuard Pressure Transducer PXT-300	1	M		
1	PZONE02ROLLBACK	Pickup Zone 2 - Rollback				
1	ENVFEE	Environmental Fee				

ALL PAST DUE INVOICES ARE SUBJECT TO 1 1/2% PER MONTH SERVICE CHARGE

Rental	Labor	Shipping	Misc. Charges	Taxes
$ 2,592.00	$ 0.00	$ 265.00	$ 11.97	$ 222.35

365

Important Information: Due to fraud attempts any communication for changes of bank account details have to be confirmed by a call-back with your respective Xylem contact person.

Total Invoice **$ 3,091.32**

Daily Time Sheet

W. M. LYLES CO.
CONTRACTOR
Progress Through Performance

Date: 10-1-20 S M T W (T) F S

Job No.: 55.1173

Job Name: Salt Mitigation Upgrade Project

Location: Beaumont

Weather: 98'

Weather Impact: none.

Item 13.

Name	Emp No	Class	Rate	ST	OT	ST	OT	ST	OT	ST	OT	ST	OT	ST	OT	ST	OT	ST	OT	Excav/Trench Inspection Form Completed: Yes / N/A	Confined Space Entry Forms Completed: Yes / N/A	Scaffold Inspection Tag Completed: Yes / N/A	Travel / Subsistence	Respirator used for Silica	Start Time	Stop Time	Rest Period AM	Lunch Break	Rest Period PM	Initial for No Accident / Injuries	PM/PE Approval	Employee Signature
				9	Shot Down Fire Screens	9	Dust Control	9	Aeration Basin Distribution																							AC
				9		4		4																								
				0		9		9																								
				1		1		1																								
				0		0		0																								
				0		0		0																								
				3		0		0																								
				3		8		8																								
				0		0		0																								
																		Total														
				ST	OT	ST	OT	ST	OT	ST	OT	ST	OT	ST	OT	ST	OT	ST	OT	DT	Amount					AM		PM			
Ernesto Velasquez	1926	FM		4		2		2										8						6:30	3:00	✓	✓	✓	EN		
Jaime Pantoja	3551	Laborer		AT				School																								
Jose Mendoza Rodriguez	2611	Laborer		4				4										8						6:30	3:00	✓	✓	✓	JM		
Richard Grosser	3523	Oper						8										8						6:30	3:00	✓	✓	✓	RG		
			Hour Totals	8		2		14										24														

Equipment Description	Equip #	Hours	Hours	Hours	Hours	Hours	Hours	Hours	Hours	Total	Notes (Materials Received, Tests Performed, Etc):
WML Foreman Truck - Ernesto	17.230	4	2	2						8	
WML Job Truck - Ernesto	15.182	2								2	
WML Backhoe CAT	30.033			6						6	
WML Excavator John Deere 350G LC	20.041										
WML Compresor	40.094										
WML Loader John Deere 644J	35.064										
WML Water Truck	14.030		2							2	
WML Forklift Xtreme	32.037										
WML Crane Link Belt 80 Ton	31.028										
	Equip Totals	6	4	8						18	Foreman Signature:

FOREMAN'S DAILY REPORT

** This Form to be Filled out at the End of Work Shift **

W. M. LYLES CO.
CONTRACTOR
"Progress Through Performance"

Foreman: Ernesto
Job No: 55-1173
Date: 10-7-20

1. Weather

Today's Weather: 98° °F Weather Impact of Work

2. Work Force

Laborers: 2 Carpenters: 0 Masons: 0 Operators: 1 Employees Fit for Duty: Yes: ✓ No:

3. Work performed today: (Description of Work Activities, Equipment Used, Test Performed, Materials Received, Etc.)

Fine Screen Shutt Down To Pick up Dropped Gate Pumped out water & Shutt Gates washed Down Walls & Gate channels. Picked up Gates & Anchored Tee Post To wall to prevent it from falling Down.
Dust Controlled Jobsite with water Truck.
Worked with Backhoe Removing Dirt from inbetween Rebar used 1' foot Bucket and Compressor to Blow out Dirt & Trash out of Rebar Bottom.

4. Extra Work or Potentially Disputed Work Performed: none

5. Items of Concern or Comments: none.

6. SAFETY OBSERVATIONS/SUGGESTIONS FROM EMPLOYEES none.

Name: Safety Concern:
Corrective Action Taken:
Name: Safety Concern:
Corrective Action Taken:

7. NEAR MISS or CLOSE CALL INCIDENTS none.

Name: Description:
Further Discussions or Corrective Actions:
Name: Description:
Further Discussions or Corrective Actions:

8. EMPLOYEES RECOGNIZED FOR SAFE WORK PRACTICES/ATTITUDES none.

Name:	Reason:	Verbal	☐	Handout	☐
Name:	Reason:	Verbal	☐	Handout	☐

9. END OF SHIFT SAFETY

"Take 2" End of Day Debriefing/Tomorrow Pre-Plan Completed:	Yes	☑	No	☐
Reported ALL Injuries: (If Yes, Fill out Accident Report and Notify Project Safety Team)	Yes	☐	No	☑
Reported ALL Near Misses or Close Calls: (If Yes, Fill out Incident Report)	Yes	☐	No	☑

Foreman Signature: EJ

10. OFFICE USE ONLY

Approving Manager Signature

☐ Daily Job Safety Analysis	☐ Near Miss/Close Call Incidents
☐ Daily Work Recap	☐ Employee Recognition
☐ Safety Observations/Suggestions	☐ End of Shift Safety Checklist

Daily Time Sheet

W. M. LYLES CO.
CONTRACTOR
Progress Through Performance

Date: 11-10-20 S M (T) W T F S

Job No.: 55.1173

Job Name: Salt Mitigation Upgrade Project

Location: Beaumont

Weather: 72

Weather Impact: NO

Name	Emp No	Class	Rate	9901-0038-0 MBR: CASSETTES ST	OT	9901-0033-0 Fine screen ST	OT	9695-0048-0 Install Labels on Equipment ST	OT	1405-0020-0 Punch List ST	OT	ST	OT	ST	OT	ST	OT	ST	OT	Total ST	Total OT	DT	Amount	Travel / Subsistence	Respirator used for Silica	Start Time	Stop Time	Rest Period AM	Lunch Break	Rest Period PM	Initial for No Accident / Injuries	Employee Signature
Martin Barrera	2129	Lab. FM		4		3				1										8						6:00	2:30	✓	✓	✓	MB	(signature)
Federico Martin del Campo	2166	Lab		4		3				1										8						6:00	2:30	✓	✓	✓	FM	(signature)
Joe Constante	4053	Lab						4		4										8						6:00	2:30	✓	✓	✓	JC	(signature)
Hour Totals				8		6		4		6										24												

Beam/Trench Inspection Form Completed: ___ Yes ___ N/A
Confined Space Entry Forms Completed: ___ Yes ___ N/A
Scaffold Inspection Tag Completed: ___ Yes ___ N/A

PM/PE Approval: AC

Equipment Description	Equip #	Hours	Hours	Hours	Hours	Hours	Hours	Hours	Hours	Total
WML Foreman Truck – Martin	17.215	4	3		1					8
WML Job Truck – Martin	15.184	1			1					2
WML Excavator JD-350G	20.041									
WML Water Truck	14.030									
WML Forklift Xtreme	32.037									
WML Loader John Deere 644J	35.064									
WML Compresor	40.094									
WML Scissor Lift	77.011									
WML Scissor Lift	77.012									
WML Scissor Lift	77.024									
WML Back-Hoe CAT	30.033									
Equip Totals		5	3		2					10

Notes (Materials Received, Tests Performed, Etc):

Foreman Signature: Martin Barrera

Daily Time Sheet

W. M. LYLES CO.
CONTRACTOR
Progress Through Performance

Date: 11-20-20 S M T W T (F) S

Job No.: 55.1173

Job Name: Salt Mitigation Upgrade Project

Location: Beaumont

Weather: 72°

Weather Impact: No

Name	Emp No	Class	Rate	ST	OT	ST	OT	ST	OT	ST	OT	ST	OT	ST	OT	ST	OT	ST	OT	ST	OT	DT	Amount	Respirator used for Silica	Start Time	Stop Time	Rest Period AM	Lunch Break	Rest Period PM	Initial for No Accident / Injuries	PM/PE Approval	Employee Signature
				9	MDR-CASSETTES	9	T&M WATER PUMP FILT STRAIN																									
				9		9																										
				0		0																										
				10		10																										
				0		0																										
				3		3																										
				8		3																										
				0		0																										
Martin Barrera	2129	Lab. FM		6		2														8					6:00	2:30	X	X	X	MB		
Federico Martin del Campo	2166	Lab		8																8					6:00	2:30	X	X	X	FM		
Joe Constante	4053	Lab		8																8					6:00	2:30	X	X	X	JC		
			Hour Totals	22		2														24												

Equipment Description	Equip #	Hours	Hours	Hours	Hours	Hours	Hours	Hours	Hours	Total	Notes (Materials Received, Tests Performed, Etc):
WML Foreman Truck - Martin	17.215	6	2							8	
WML Job Truck - Martin	15.184	2								2	
WML Excavator JD-350G	20.041										
WML Water Truck	14.030										
WML Forklift Xtreme	32.037										
WML Loader John Deere 644J	35.064										
WML Compresor	40.094										
WML Scissor Lift	77.011										
WML Scissor Lift	77.012										
WML Scissor Lift	77.024										
WML Back-Hoe CAT	30.033										
WML Scissor Lift	77.025										
	Equip Totals	8	2							10	Foreman Signature:

FOREMAN'S DAILY REPORT

** This Form to Be Filled out at the End of Work Shift **

W. M. LYLES CO.
CONTRACTOR
Since 1945
Progress Through Performance

Foreman: Marlo Bam
Job No: 55-117 3
Date: 11-20-20

1. Weather:
Todays Weather: 72 °F Weather Impact on Work: NO

2. Work Force:
Laborers 3 Carpenters ____ Masons ____ Operators ____ Employees Fit for Duty: Yes X No ____

3. Work performed today: (Description of Work Activities, Equipment Used, Test Performed, Materials Received, Etc.)

MbR = Add New filter to cassettes

Fine Screen = Add supports to pump.

4. Extra Work or Potentially Disputed Work Performed:

N/A

5. Items of Concern or Comments:

SAFETY OBSERVATIONS/SUGGESTIONS FROM EMPLOYEES

Name: Safety Concern:
Corrective Action Taken:

Name: Safety Concern:
Corrective Action Taken:

NEAR MISS or CLOSE CALL INCIDENTS

Name: Description:
Further Discussions or Corrective Actions:

Name: Description:
Further Discussions or Corrective Actions:

EMPLOYEES RECOGNIZED FOR SAFE WORK PRACTICES/ATTITUDES

Name: ☐ Verbal ☐ Handout
Reason:

Name: ☐ Verbal ☐ Handout
Reason:

END OF SHIFT SAFETY

"Take 2" End of Day Debriefing/Tomorrow Pre-Plan Completed: Yes X No ____

Reported ALL Injuries: Yes ____ No X (If Yes, Fill out Accident Report and Notify Project Safety Team)

Reported ALL Near Misses or Close Calls: Yes ____ No X (If Yes, Fill out Incident Report)

Marlo Bam
Foreman Signature:

OFFICE USE ONLY

Approving Manager Signature:

☐ Daily Job Safety Analysis
☐ Daily Work Recap
☐ Safety Observations/Suggestions
☐ Near Miss/Close Call Incidents
☐ Employee Recognition
☐ End of Shift Safety Checklist

Daily Time Sheet

W. M. TYLES CO. CONTRACTORS
Progress Through Performance

Date: 01/06/21

S M T W T F S

Job No.: 55.1173

Job Name: Salt Mitigation Upgrade Project

Location: Beaumont

Weather: CLEAR

Weather Impact: NONE

Name	Emp No	Class	Rate	ST	OT	ST	OT	ST	OT	ST	OT	ST	OT	ST	OT	ST	OT	ST	OT	ST	OT	ST	OT	DT	Amount	Start Time	Stop Time	Rest Period AM	Lunch Break	Rest Period PM	Initial for No Accident / Injuries	Employee Signature
				9		9		7																								
				4		9		0																								
				9		0		8																								
				1		1		0																								
				0		0		0																								
				0		0		0																								
				0		3		0																								
				8		3		2																								
				0		0		0																								
				INSTALL WARM HOSE & PETRO		REMOVE PUMP GOODWINDUMPS		INSTALL GRATING																								
Tommie McMillien	2070	FM		6		1		1												8						6:30	3:00	✓	✓	✓		
Tyler Hunley	2148	Carp		6		1		1												8						6:30	3:00	✓	✓	✓		
* Daniel Harte	2097	Carp																								Ø	Ø					
Gilbert Majana	4247	Ap Carp		6		1		1												8						6:30	3:00	✓	✓	✓		
			Hour Totals	18		3		3												24												

Equipment Description	Equip #	Hours	Hours	Hours	Hours	Hours	Hours	Hours	Hours	Total
WML Foreman Truck	18.311	6	1	1						8
WML Job Truck	15.198	2								2
WML Forklift Xtreme	32.037									
WML Crane Link Belt 80 Ton	31.028									
WML Compresor	40.094									
WML Scissor Lift	77.011									
WML Scissor Lift	77.012									
WML Scissor Lift	77.024									
WML Scissor Lift	77.025									
WML Forklift JLG	32.029									
	Equip Totals									10

Notes (Materials Received, Tests Performed, Etc):
* DANNY HARTE, (NO WORK)

Foreman Signature:

FOREMAN'S DAILY REPORT

** This Form to Be Filled out at the End of Work Shift **

W. M. LYLES CO.
CONTRACTOR
Since 1954
Progress Through Performance

Foreman: TOM MCMILLIAN
Job No: JS1173
Date:

1. Weather:
Todays Weather: 66 °F Weather Impact on Work: NONE

2. Work Force:
Laborers ____ Carpenters 2 Masons ____ Operators ____ Employees Fit for Duty: Yes ✓ No ___

3. Work performed today: (Description of Work Activities, Equipment Used, Test Performed, Materials Received, Etc.)
RUN WATER LINE & INSTALL 4 PLATES FOR WATER TEST, BRAKE DOWN WATER PUMP & LOAD ON TRUCK FOR GOODWIN PUMP SYSTEMS, INSTALL GRATING

4. Extra Work or Potentially Disputed Work Performed: N/A

5. Items of Concern or Comments: N/A

SAFETY OBSERVATIONS/SUGGESTIONS FROM EMPLOYEES N/A

Name: Safety Concern:
Corrective Action Taken:

Name: Safety Concern:
Corrective Action Taken:

NEAR MISS or CLOSE CALL INCIDENTS N/A

Name: Description:
Further Discussions or Corrective Actions:

Name: Description:
Further Discussions or Corrective Actions:

EMPLOYEES RECOGNIZED FOR SAFE WORK PRACTICES/ATTITUDES

Name: Tyler Hunley ☑ Verbal ☐ Handout
Reason: TRUSTWORTHY

Name: ☐ Verbal ☐ Handout
Reason:

END OF SHIFT SAFETY

"Take 2" End of Day Debriefing/Tomorrow Pre-Plan Completed: Yes ✓ No ____

Reported ALL Injuries: Yes ____ No ✓ (If Yes, Fill out Accident Report and Notify Project Safety Team)

Reported ALL Near Misses or Close Calls: Yes ____ No ✓ (If Yes, Fill out Incident Report)

Foreman Signature:

OFFICE USE ONLY

Approving Manager Signature:

☐ Daily Job Safety Analysis
☐ Daily Work Recap
☐ Safety Observations/Suggestions
☐ Near Miss/Close Call Incidents
☐ Employee Recognition
☐ End of Shift Safety Checklist

Daily Time Sh

W. M. LYLES CO.
CONTRACTOR
Progress Through Performance

Date: 2-17-21 S M T (W) T F S

Job No.: 55.1173

Job Name: Salt Mitigation Upgrade Project

Location: Beaumont

Weather: 71°

Weather Impact: NO

Item 13.

	16" NPW EXC.	16" NPW INSTALL PIPE	MBR - 1 1/2 NPW	FNC Screen 3" NPW.
	2	2	9	9
	0	0	9	9
	0	0	0	0
	8	8	1	1
	5	5	0	0
	0	0	0	0
	0	0	3	3
	1	3	3	3
	0	0	0	0

Name	Emp No	Class	Rate	ST	OT	ST	OT	ST	OT	ST	OT	ST	OT	ST	OT	ST	OT	ST	OT	ST	OT	DT	Amount	Excav/Trench Inspection Form Completed: Yes X N/A	Confined Space Entry Forms Completed: Yes X N/A	Hotwork Inspection Tag Completed: Yes X N/A	Travel / Subsistence	Respirator used for Silica ✓	Start Time	Stop Time	Rest Period AM ✓	Lunch Break ✓	Rest Period PM ✓	Initial for No Accident / Injuries	PM/PE Approval	Employee Signature
Martin Barrera	2129	Lab. FM		2		2		2		2										8									6:00	2:30	X	X	X	MB	AC	Martin Barrera
Federico Martin del Campo	2166	Lab		2		6														8									6:00	2:30						
Marcus Rios	3555	Carp		2		6														8									6:00	2:30						
Juan Rodor	4457	OP		2		6														8									6:00	2:30						
			Hour Totals	8		20		2		2										32																

Equipment Description	Equip #	Hours	Hours	Hours	Hours	Hours	Hours	Hours	Hours	Total
WML Foreman Truck - Martin	17.215	2	2	2	2					8
WML Job Truck - Martin	15.184	1	1							2
WML Excavator JD-350G	20.041									
WML Water Truck	14.030									
WML Forklift Xtreme	32.037									
WML Loader John Deere 644J	35.064									
WML Compresor	40.094									
WML Scissor Lift	77.011									
WML Scissor Lift	77.012									
WML Scissor Lift	77.024									
WML Back-Hoe CAT	30.033									
WML Scissor Lift	77.025									
WML cat excavator	20-040	4	2							6
	Equip Totals	5	9	2	2					18

Notes (Materials Received, Tests Performed, Etc):

Foreman Signature: Martin Barrera

FOREMAN'S DAILY REPORT

** This Form to Be Filled out at the End of Work Shift **

W. M. LYLES CO.
CONTRACTOR
Since 1929
Progress Through Performance

Foreman: Martin barrera
Job No: 55-1173
Date: 2-17-21

1. Weather:
Todays Weather: 70 °F Weather Impact on Work: No

2. Work Force:
Laborers 2 Carpenters 1 Masons ____ Operators 1 Employees Fit for Duty: Yes X No ____

3. Work performed today: (Description of Work Activities, Equipment Used, Test Performed, Materials Received, Etc.)

16" NPW - excavate
Install pipe

4. Extra Work or Potentially Disputed Work Performed:

N/A

5. Items of Concern or Comments:

SAFETY OBSERVATIONS/SUGGESTIONS FROM EMPLOYEES

Name: Safety Concern:
Corrective Action Taken:

Name: Safety Concern: N/A
Corrective Action Taken:

NEAR MISS or CLOSE CALL INCIDENTS

Name: Description:
Further Discussions or Corrective Actions:

Name: Description:
Further Discussions or Corrective Actions:

EMPLOYEES RECOGNIZED FOR SAFE WORK PRACTICES/ATTITUDES

Name: ☐ Verbal ☐ Handout
Reason:

Name: ☐ Verbal ☐ Handout
Reason:

END OF SHIFT SAFETY

"Take 2" End of Day Debriefing/Tomorrow Pre-Plan Completed: Yes X No ____

Reported ALL Injuries: Yes ____ No X (If Yes, Fill out Accident Report and Notify Project Safety Team)

Reported ALL Near Misses or Close Calls: Yes ____ No X (If Yes, Fill out Incident Report)

Martin barrera
Foreman Signature:

OFFICE USE ONLY

Approving Manager Signature:

☐ Daily Job Safety Analysis
☐ Daily Work Recap
☐ Safety Observations/Suggestions
☐ Near Miss/Close Call Incidents
☐ Employee Recognition
☐ End of Shift Safety Checklist

Daily Time Sh

W. M. LYLES CO.
CONTRACTOR
Progress Through Performance

Date: 2-18-21 S M T W (T) F S

Job No.: 55.1173

Job Name: Salt Mitigation Upgrade Project

Location: Beaumont

Weather: 70°

Weather Impact: NO

| | | |

FOREMAN'S DAILY REPORT

** This Form to Be Filled out at the End of Work Shift **

W. M. LYLES CO.
CONTRACTOR
"Progress Through Performance"

Foreman: Martin Barrera
Job No: 55-4173
Date: 2-18

1. Weather:
Todays Weather: 70 °F Weather Impact on Work: No

2. Work Force:
Laborers 2 Carpenters 1 Masons ____ Operators 1 Employees Fit for Duty: Yes X No ____

3. Work performed today: (Description of Work Activities, Equipment Used, Test Performed, Materials Received, Etc.)

· Set up for Shut Down

4. Extra Work or Potentially Disputed Work Performed:

N/A

5. Items of Concern or Comments:

SAFETY OBSERVATIONS/SUGGESTIONS FROM EMPLOYEES

Name: Safety Concern:
Corrective Action Taken:

Name: Safety Concern: N/A
Corrective Action Taken:

NEAR MISS or CLOSE CALL INCIDENTS

Name: Description:
Further Discussions or Corrective Actions:

Name: Description:
Further Discussions or Corrective Actions:

EMPLOYEES RECOGNIZED FOR SAFE WORK PRACTICES/ATTITUDES

Name: ☐ Verbal ☐ Handout
Reason:

Name: ☐ Verbal ☐ Handout
Reason:

END OF SHIFT SAFETY

"Take 2" End of Day Debriefing/Tomorrow Pre-Plan Completed: Yes X No ____

Reported ALL Injuries: Yes ____ No X (If Yes, Fill out Accident Report and Notify Project Safety Team)

Reported ALL Near Misses or Close Calls: Yes ____ No X (If Yes, Fill out Incident Report)

Foreman Signature:

OFFICE USE ONLY

Approving Manager Signature:

☐ Daily Job Safety Analysis
☐ Daily Work Recap
☐ Safety Observations/Suggestions
☐ Near Miss/Close Call Incidents
☐ Employee Recognition
☐ End of Shift Safety Checklist

Daily Time Sheet

W M IVES CO

Date: 6-2-21

S M T W T F S

Job No.: 55.1173

Job Name: Salt Mitigation Upgrade Project

Location: Beaumont

Weather: 89°

Weather Impact: none

Name	Emp No	Class	Rate	ST	OT	ST	OT	ST	OT	ST	OT	ST	OT	ST	OT	ST	OT	ST	OT	ST	OT	ST	OT	DT	Amount	Start Time	Stop Time	AM	PM	Initial for No Accident / Injuries	Employee Signature
				9		4		9		1																					
				9		2		9		4																					
				0		2		0		0																					
				1		2		1		4																					
				0		6		0		5																					
				0		0		0		0																					
				4		0		3		0																					
				5		2		3		8																					
				0		0		0		0																					
				Backfill P/W T/M *		Install 20" E/P Pipe		Fuse 3" NPW Fine Screens		Dust Control																					
Ernesto Velasquez	1926	FM		1		6		1														8				7:00	3:30	/	/	/	EV
Jaime Pantoja	3551	Laborer		1		6		1														8				7:00	3:30	/	/	/	JP
Jose Mendoza-Rodriguez	2611	Laborer		1		6		1														8				7:00	3:30	/	/	/	JM
Richard Grosser	3523	Oper		1		5				2												8				7:00	3:30	/	/	/	RG
Hour Totals				4		23		3		2												32									

Equipment Description	Equip #	Hours	Hours	Hours	Hours	Hours	Hours	Hours	Hours	Total
WML Foreman Truck - Ernesto	17.230	1	6	1						8
WML Job Truck - Ernesto	15.182		2							2
WML Backhoe CAT	30.033									
WML Excavator John Deere 350G LC	20.041									
WML Compresor	40.094									
WML Loader John Deere 644J	35.064									
WML Water Truck	14.030									
WML Forklift Xtreme	32.037				2					2
WML Crane Link Belt 80 Ton	31.028									
WML Forklift JLG	32.029									
WML CAT Exc	20.040		5							5
WML Backhoe JD	30.048	1								1
WML Takeuchi Mini Exc	20.037									
Equip Totals		2	13	1	2					18

Excav/Trench Inspection Form Completed ___Yes ✓ N/A

Confined Space Entry Permit Completed ___Yes ___N/A

Scaffold Inspection Tag Completed ___Yes ✓ N/A

Travel / Subsistence

Respirator Used for Silica

Rest Period / Lunch Break / Rest Period

PM/PE Approval

Foreman Signature: EV

FOREMAN'S DAILY REPORT

** This Form to Be Filled out at the End of Work Shift **

W. M. LYLES CO.
CONTRACTOR
Progress Through Performance

Foreman: Ernesto Vasquez
Job No: 09/23
Date:

1. Weather:
Todays Weather: ____ °F Weather Impact on Work: none

2. Work Force:
Laborers 3 Carpenters 0 Masons 0 Operators 1 Employees Fit for Duty: Yes ✓ No ___

3. Work performed today: (Description of Work Activities, Equipment Used, Test Performed, Materials Received, Etc.)
Backfilled P/W Trench Sanded & Placed Marking Tape on Top of Sand. all on T/M.
Installed 3-pipe supports. and Vertical Pipe 12 anchor Bolts were placed Installed Blind flange on 20" Tee on Top. IPS

4. Extra Work or Potentially Disputed Work Performed:
* T/M Backfilled P/W Trench North of MBR Bldg.

5. Items of Concern or Comments:
none.

SAFETY OBSERVATIONS/SUGGESTIONS FROM EMPLOYEES

Name: Safety Concern: none.
Corrective Action Taken:

Name: Safety Concern:
Corrective Action Taken:

NEAR MISS or CLOSE CALL INCIDENTS

Name: Description: none.
Further Discussions or Corrective Actions:

Name: Description:
Further Discussions or Corrective Actions:

EMPLOYEES RECOGNIZED FOR SAFE WORK PRACTICES/ATTITUDES

Name: none. ☐ Verbal ☐ Handout
Reason:

Name: ☐ Verbal ☐ Handout
Reason:

END OF SHIFT SAFETY

"Take 2" End of Day Debriefing/Tomorrow Pre-Plan Completed: Yes ✓ No ___

Reported ALL Injuries: Yes ___ No ✓ (If Yes, Fill out Accident Report and Notify Project Safety Team)

Reported ALL Near Misses or Close Calls: Yes ___ No ✓ (If Yes, Fill out Incident Report)

Foreman Signature:

OFFICE USE ONLY

Approving Manager Signature:

☐ Daily Job Safety Analysis
☐ Daily Work Recap
☐ Safety Observations/Suggestions
☐ Near Miss/Close Call Incidents
☐ Employee Recognition
☐ End of Shift Safety Checklist

MWH CONSTRUCTORS

City of Beaumo
Wastewater Treatment Plant Salt Mitigation Upgrade Project

Technical Justification:

PCO-55	
Design Adjustment: WML COP-062	MBR RAS Pumps – Potable Water Backup Seal Water System

Reason for Design Changes:

The MBR RAS Pumps require seal water to lubricate the seals on the vertical turbine pumps. Alone with delivering pretreated aerated RAS to the MBR system these pumps are critical to producing non-potable water for all plant operations. In situations of prolonged downtime of the MBR system or low pressure on the non-potable water supply a backup supply of water is needed to restart the MBR process.

Design and Scope Changes:

- The contractor shall procure and install additional underground and above ground piping, fittings and a backflow device to prevent cross contamination of the potable water supply system as directed by MWH. The backflow device shall be installed inside the MBR Building with suitable fittings and isolation valving for connection to the existing seal water system.

Cost Impact:

MWH has reviewed the attached WML cost proposal and find it acceptable. Accordingly, MWHC recommends a contract cost increase of **$11,721.54** to be executed in a change order for the modifications requested.

CITY OF BEAUMONT WWTP SALT MITIGATION UPGRADE PROJECT

CHANGE ORDER PROPOSAL (COP) # 062
(By Contractor)

To (Engineer/CM):	**From (Contractor)**:
MWH Constructors Attention: Charles Reynolds Phone: 702-497-8024 Email: Charles.w.reynolds@stantec.com	W.M. Lyles Co. Attention: Oscar Mendoza Phone: 619-565-6064 Email: omendoza@wmlylesco.com

PCO/DCM No.: 062

Subject: 2" Potable Water Install at MBR

Reference Documents: Attached

DESCRIPTION

This COP is to add the 2" potable water line and backflow preventer on the north side of the MBR building. One hose bib will be added to the north side of the road outside of the building and this will tee off to enter the building and connect to the NPW inside with a backflow preventer.

COST ESTIMATE

Total Cost: $ 11,721.54. – see attached breakdown.

SCHEDULE IMPACT

N/A

Received by MWH Constructors (Date):

RESPONSE	
Response By:	**Date**:

Final Distribution: Oscar Mendoza, W.M. Lyles Co.
Brian Knoll, Webb Associates
MWH Inspector

W. M. Lyles Co.
42142 Roick Drive
Temecula, CA 92590

7/13/2021

Reference #:

Attention: Charles W. Reynolds

City of Beaumont WWTP Salt Mitigation Upgrade Project

DESCRIPTION: 2" Potable Water Install

Item:			Unit	Total MH	Total MH Cost	Eq. Cost	Material	Subcont.	Total Cost
1	2" Potable Water Install	1	LS	61.5	$ 5,070.36	$ 1,229.90	$ 3,791.46	$ -	$ 10,091.72
2		1	LS	0	$ -	$ -	$ -	$ -	$ -
3		1	LS	0	$ -	$ -	$ -	$ -	$ -
		1	LS	0	$ -	$ -	$ -	$ -	$ -
Total Costs				61.5	$ 5,070.36	$ 1,229.90	$ 3,791.46	$ -	$ 10,091.72

Subtotal		$	10,091.72
Mark-up - Labor	15%	$	760.55
Mark-up - Equipment	15%	$	184.49
Mark-up - Materials	15%	$	568.72
Mark-up - Subcontractor	5%	$	-
Bond	1.0%	$	116.05
Total This Change Order		**$**	**11,721.54**

Comments:

City of Beaumont WWTP Salt Mitigation Upgrade Project

2" Potable Water Install 1/27/2021

A. Labor

Description	Lab Pipe FM			Lab Pipe			Operator			Carp FM			Carp			Lab			Cement Mason		
	ST	PT	DT	ST	PT	DT	ST	PT	DT	ST	PT	DT	ST	PT	DT	ST	PT	DT	ST	PT	DT
T&M Ticket 6/2/2021	1			2			1														
T&M Ticket 6/2/2021	3			3																	
T&M Ticket 6/1/2021	8	0.5		16	0.5		8	0.5													
T&M Ticket 6/7/2021	4			10																	
T&M Ticket 6/9/2021	2			2																	
	18	0.5	0	33	0.5	0	9	0.5	0	0	0	0	0	0	0	0	0	0	0	0	0

Name	Rate ST	Rate PT	Rate DT	Hours ST	Hours PT	Hours DT	Extension
Lab Pipe FM	$80.34	$107.19	$134.03	18	0.5	0	$1,499.79
Lab Pipe	$77.73	$103.27	$128.79	33	0.5	0	$2,616.65
Operator	$98.67	$131.84	$165.00	9	0.5	0	$953.92
Carp FM	$87.32	$117.91	$148.48	0	0	0	$0.00
Carp	$83.44	$112.07	$140.71	0	0	0	$0.00
Lab	$74.26	$98.07	$121.86	0	0	0	$0.00
Cement Mason	$80.42	$105.60	$130.78	0	0	0	$0.00
				60	1.5	0	

Total Labor = $5,070.36

B. Equipment

Description	17.230.	15.182	17.215	15.184	30.048		
T&M Ticket 6/2/2021	1				1		
T&M Ticket 6/2/2021			3	1			
T&M Ticket 6/1/2021	8	2			8		
T&M Ticket 6/7/2021	4	2					
T&M Ticket 6/9/2021	2	1					
	15	3	3	1	9	0	0

Number	Description	Rate	Hours	Extension
17.230.	1/2 Ton PickupChevy1500 Crew Cab	$29.60	15	$444.00
15.182	Gang TruckChevy3500 Service Bed	$29.60	3	$88.80
17.215	1/2 Ton PickupChevy1500 LS Ext Cab 2WD	$29.60	3	$88.80
15.184	Gang TruckChevy3500 Service Bed	$29.60	1	$29.60
30.048	Loader Backhoe 410John Deere410L	$64.30	9	$578.70
			31	

Total Equipment = $1,229.90

C. Materials

	Quantity	Unit	Price	Extension
2" Backflow Preventer	1	ea	$ 909.51	$909.51
1" SST Pipe - 5'	1	ft	$ 99.20	$99.20
1" SST 90 Bend	1	ea	$ 17.42	$17.42
1" SST Ball Valve	1	ea	$ 52.75	$52.75
1" x 1/2" Bushing Reducer	1	ea	$ 10.28	$10.28
1" Thd NPT to Hose Adaptor	1	ea	$ 10.00	$10.00
2" SST Ball Valve	4	ea	$ 122.50	$490.00
2" x 1" Bushing Reducer	1	ea	$ 27.09	$27.09
2" HDPE to SST Transition	2	ea	$ 61.88	$123.76
Double Strut - 2'	1	ft	$ 51.28	$51.28
2" Rigid Pipe Clamp	4	ea	$ 7.59	$30.36
4" HDPE - 40'	1	ft	$ 165.60	$165.60
4" x 2" HDPE Tee	1	ea	$ 39.60	$39.60
2" HDPE - 40'	1	ft	$ 51.20	$51.20
2" HDPE 90 Bend	2	ea	$ 5.91	$11.82
4" x 2" HDPE Reducer	1	ea	$ 11.64	$11.64
4" HDPE 90 Bend	2	ea	$ 18.61	$37.22
2" SST 90 Bend	4	ea	$ 50.36	$201.44
1-1/2" SST Tee	1	ea	$ 66.10	$66.10
2" SST Thd Union	2	ea	$ 81.08	$162.16
Unistrut Channel - 5'	1	ft	$ 78.47	$78.47
Strut Channel Floor Mount	2	ea	$ 161.19	$322.38
2" x 1-1/2" Bushing Reducer	1	ea	$ 31.73	$31.73
2" SST Pipe - 10'	1	ft	$ 324.33	$324.33
1-1/2" SST Pipe - 3'	1	ft	$ 85.91	$85.91
1-1/2" SSt Ball Valve	1	ea	$ 122.50	$122.50
Tax	7.750%			$257.71
			Subtotal	$3,791.46

Total Material = $3,791.46

D. Subcontractor

	Quantity	Unit	Price	Extension

Total Subcontract = $0.00

W.M. Lyles Co.
PO Box 4377
Fresno, CA 93744

TIME & MATERIAL SHEET

W. M. LYLES CO.
CONTRACTOR
Since 1930
Progress Through Performance

Project Name City of Beaumont WWTP Salt Mitigation
Project No. 56.1173
Phase Code 99.010.0450
Date 06/01/2021

DESCRIPTION OF WORK

Excavated for 2" PW, fused & installed HDPE pipe, installed SST pipes & valves.

LABOR

NAME	CLASS	ST	OT	DT	SHIFT
Ernesto Velasquez	FM	8	1		
Jaime Pantoja	Labor	8	1/2		
Jose Mendoza Rodriguez	Labor	8	1/2		
Richard Grosser	Operator	8	1/2		

EQUIPMENT

DESCRIPTION	EQUIP. NO.	QTY	HRS	SHIFT
FM Truck	17.230	1	8	
Job Truck	15.182	1	2	
JD Backhoe	30.048	1	8	

MATERIAL

DESCRIPTION	QTY	UM
INSTALLATION of TEMP PIPING from CENTRIFUGE PS TO CLARIFIER IS NOT T+M WORK. PLEASE REMOVE HOURS.		
7/19 SR - These hours have not been charged to this T+M code. Timesheet included for reference		

SR

I CERTIFY THAT I HAVE THE AUTHORITY TO AUTHORIZE THE WORK PERFORMED UNDER THIS FIELD WORK ORDER

CUSTOMER
Signature Charles Reynolds
Print Name CHARLES REYNOLDS
Title RE Date 7/16/21

W.M. Lyles Co.
Signature Samantha Robbins
Print Name Samantha Robbins
Title F.E Date 07/15/21

Daily Time Sheet

WM LYLES CO

Partner Through Performance

S M (T) W T F S

Date: 6-1-21

Job No.: 55.1173

Job Name: Salt Mitigation Upgrade Project

Location: Beaumont

Weather: 92°

Weather Impact: none

Name	Emp No	Class	Rate	9/01 ST	9/01 OT	9/02 ST	9/02 OT	9/03 ST	9/03 OT	ST	OT	ST	OT	ST	OT	ST	OT	ST	OT	Total ST	Total OT	DT	Amount	Excav/Trench Inspection Form Completed Yes N/A	Confined Space Entry Forms Completed Yes N/A	Scaffold Inspection Tag Completed Yes N/A	Travel / Substistance	Respirator used for Silica	Start Time	Stop Time	Rest Period AM	Lunch Break	Rest Period PM	Initial for No Accident / Injuries	PM/PE Approval	Employee Signature
Ernesto Velasquez	1926	FM		8	1				1											8	2								11:00	9:00	✓			EV		
Jaime Pantoja	3551	Laborer		8	1½				1											8	1½								12:00	9:00	✓			JP		
Jose Mendoza-Rodriguez	2611	Laborer		8	1½				1											8	1½								12:00	9:00	✓			JM		
Richard Grosser	3523	Oper		8	1½				1											8	1½								12:00	9:00	✓			RG		
			Hour Totals	32	2½				4											32	6½															

Equipment Description	Equip #	9/01 Hours	9/02 Hours	9/03 Hours	Hours	Hours	Hours	Hours	Hours	Total	Notes (Materials Received, Tests Performed, Etc):
WML Foreman Truck - Ernesto	17.230	8								8	
WML Job Truck - Ernesto	15.182	2								2	
WML Backhoe CAT	30.033										
WML Excavator John Deere 350G LC	20.041										
WML Compresor	40.094										
WML Loader John Deere 644J	35.064										
WML Water Truck	14.030										
WML Forklift Xtreme	32.037										
WML Crane Link Belt 80 Ton	31.028										
WML Forklift JLG	32.029										
WML CAT Exc	20.040										
WML Backhoe JD	30.048	8								8	
WML Takeuchi Mini Exc	20.037										
	Equip Totals	18								18	Foreman Signature:

Item 13.

W.M. Lyles Co.
PO Box 4377
Fresno, CA 93744

TIME & MATERIAL SHEET

W. M. LYLES CO.
CONTRACTOR
Since 1919
Progress Through Performance

Project Name City of Beaumont WWTP Salt Mitigation Upgrade Project No. 55.1173
Phase Code 99.010.0450 Date 06/02/2021

DESCRIPTION OF WORK

Backfill potable water trench to City tie-in.

LABOR

NAME	CLASS	ST	OT	DT	SHIFT
Ernesto Velasquez	FM	1			
Jaime Pantoja	Lab	1			
Jose Mendoza Rodriguez	Lab	1			
Richard Grosser	Oper.	1			

EQUIPMENT

DESCRIPTION	EQUIP. NO.	QTY	HRS	SHIFT
FM Truck	17.230	1	1	
Backhoe JD	30.048	1	1	

MATERIAL

DESCRIPTION	QTY	UM

I CERTIFY THAT I HAVE THE AUTHORITY TO AUTHORIZE THE WORK PERFORMED UNDER THIS FIELD WORK ORDER

CUSTOMER
Signature Charles Reynolds
Print Name Charles Reynolds
Title RE Date 6/7/21

W.M. Lyles Co.
Signature Samantha Robbins
Print Name Samantha Robbins
Title F.E. Date 06/04/2021

W.M. Lyles Co.
PO Box 4377
Fresno, CA 93744

TIME & MATERIAL SHEET

W. M. LYLES CO.
CONTRACTOR
Est. 1921
Progress Through Performance

Project Name City of Beaumont WWTP Odor Mitigation Upgrade Project No. 55.1173
Phase Code 99.010.0450 Date 06/02/2021

DESCRIPTION OF WORK

2" potable water bypass in MBR

LABOR

NAME	CLASS	ST	OT	DT	SHIFT
Martin Barrera	FM	3			
Frederico Martinez del Campo	Lab	3			

EQUIPMENT

DESCRIPTION	EQUIP. NO.	QTY	HRS	SHIFT
FM Truck	17.215	1	3	
Job Truck	15.184	1	1	

MATERIAL

DESCRIPTION	QTY	UM

I CERTIFY THAT I HAVE THE AUTHORITY TO AUTHORIZE THE WORK PERFORMED UNDER THIS FIELD WORK ORDER

CUSTOMER
Signature Charles Reynolds
Print Name Charles Reynolds
Title PE Date 6/7/21

W.M. Lyles Co.
Signature Samantha Robbins
Print Name Samantha Robbins
Title F.E. Date 06/04/2021

W.M. Lyles Co.
PO Box 4377
Fresno, CA 93744

TIME & MATERIAL SHEET

W. M. LYLES CO.
CONTRACTOR
Progress Through Performance

Project Name City of Beaumont WWTP Salt Mitigation
Project No. 55.1173
Phase Code 99.010.0450
Date 06/07/21

DESCRIPTION OF WORK

Installed 2" PW @ MBR building. Core drilled through the wall w/ Hilti anchored.

LABOR

NAME	CLASS	ST	OT	DT	SHIFT
Fresto Valasquez	FM	4			
Jaime Pantoja	Labor	2			
Jose Mendoza Rodriguez	Labor	8			

EQUIPMENT

DESCRIPTION	EQUIP. NO.	QTY	HRS	SHIFT
FM Truck	17.230	1	4	
Job Truck	15.182	1	2	

MATERIAL

DESCRIPTION	QTY	UM

I CERTIFY THAT I HAVE THE AUTHORITY TO AUTHORIZE THE WORK PERFORMED UNDER THIS FIELD WORK ORDER

CUSTOMER
Signature Charles Reynolds
Print Name Charles Reynolds
Title RE Date 7/16/21

W.M. Lyles Co.
Signature Samantha Robbins
Print Name Samantha Robbins
Title FE Date 07/15/2021

W.M. Lyles Co.
PO Box 4377
Fresno, CA 93744

TIME & MATERIAL SHEET

W. M. LYLES CO.
CONTRACTOR
Since 1919
Progress Through Performance

Project Name City of Beaumont WWTP Salt Mitigation Project No. 55.1173
Phase Code 99.010.0450 Date 06/09/2021

DESCRIPTION OF WORK

Installed reducer & 2" SST fittings.

LABOR

NAME	CLASS	ST	OT	DT	SHIFT
Ernesto Velasquez	FM	2			
Jose Mendoza Rodriguez	Labor	2			

EQUIPMENT

DESCRIPTION	EQUIP. NO.	QTY	HRS	SHIFT
FM Truck	17.230	1	2	
Job Truck	15.182	1	1	

MATERIAL

DESCRIPTION	QTY	UM

I CERTIFY THAT I HAVE THE AUTHORITY TO AUTHORIZE THE WORK PERFORMED UNDER THIS FIELD WORK ORDER

CUSTOMER
Signature Charles Reynolds
Print Name Charles Reynolds
Title RE Date 7/16/21

W.M. Lyles Co.
Signature Samantha Robbins
Print Name Samantha Robbins
Title F.E. Date 07/15/21

MWH CONSTRUCTORS

City of Beaumo
Wastewater Treatment Plant Salt Mitigation Upgrade Project

Technical Justification:

PCO-57	
Design Adjustment: WML COP-059 CLAR-41	8" WAS Additional Piping, Valves & Influent Mods to Sludge Holding Tanks

Reason for Design Changes:

The feed of WAS from the MBR building to the modified sludge holding tanks is to be modified to prevent the trapping air in the underground piping system and to feed the two sludge holding tanks independent of the centrifuge feed pumping station.

Design and Scope Changes:

- The contractor shall procure additional piping, tank isolation valves and fittings necessary to complete the design changes as outlined in the attached Clarification No.41, (See attachment).
- The contractor shall also make all necessary modifications to the sludge holding tanks by core drilling for holes for new 8" discharge piping and 4" launder drains.

Cost Impact:

MWH has reviewed the attached WML cost proposal and find it acceptable. Accordingly, MWHC recommends a contract cost increase of **$37,567.40** to be executed in a change order for the modifications requested.

CITY OF BEAUMONT WWTP SALT MITIGATION UPGRADE PROJECT

CHANGE ORDER PROPOSAL (COP) # 059
(By Contractor)

To (Engineer/CM):	**From (Contractor)**:
MWH Constructors Attention: Charles Reynolds Phone: 702-497-8024 Email: Charles.w.reynolds@stantec.com	W.M. Lyles Co. Attention: Oscar Mendoza Phone: 619-565-6064 Email: omendoza@wmlylesco.com

PCO/DCM No.: 059

Subject: 8" WAS Re-Route to Solids Holding Tanks

Reference Documents: Attached

DESCRIPTION

This COP is to modify the 8" WAS to Solids Holding Tank Re-Route. Influent for these tanks will bypass the existing clarifier tank influent and a riser will be installed at each tank.

COST ESTIMATE

Total Cost: $ 37,567.40. – see attached breakdown.

SCHEDULE IMPACT

N/A

Received by MWH Constructors (Date):

RESPONSE	
Response By:	**Date**:

Final Distribution: Oscar Mendoza, W.M. Lyles Co.
Brian Knoll, Webb Associates
MWH Inspector

W. M. Lyles Co.
42142 Roick Drive
Temecula, CA 92590

7/13/2021

Reference #: CLAR - 41

Attention: Charles W. Reynolds

City of Beaumont WWTP Salt Mitigation Upgrade Project

DESCRIPTION: 8" WAS C/O Re-Route

Item:			Unit	Total MH	Total MH Cost	Eq. Cost	Material	Subcont.	Total Cost
1	8" WAS C/O Re-Route	1	LS	162	$ 13,420.72	$ 4,044.02	$ 14,879.12	$ -	$ 32,343.87
2		1	LS	0	$ -	$ -	$ -	$ -	$ -
3		1	LS	0	$ -	$ -	$ -	$ -	$ -
		1	LS	0	$ -	$ -	$ -	$ -	$ -
Total Costs				162	$ 13,420.72	$ 4,044.02	$ 14,879.12	$ -	$ 32,343.87

Subtotal		$	32,343.87
Mark-up - Labor	15%	$	2,013.11
Mark-up - Equipment	15%	$	606.60
Mark-up - Materials	15%	$	2,231.87
Mark-up - Subcontractor	5%	$	-
Bond	1.0%	$	371.95
Total This Change Order		**$**	**37,567.40**

Comments:

City of Beaumont WWTP Salt Mitigation Upgrade Project

8" WAS C/O Re-Route ###

A. Labor

Description	Lab Pipe FM			Lab Pipe			Operator			Carp FM			Carp			Lab			Cement Mason		
	ST	PT	DT	ST	PT	DT	ST	PT	DT	ST	PT	DT	ST	PT	DT	ST	PT	DT	ST	PT	DT
T&M Ticket 3/30/21	8			16			8														
T&M Ticket 4/8/21	4			8			4														
T&M Ticket 4/23/21	4			8			4														
T&M Ticket 4/27/21	4			8			4														
T&M Ticket 5/3/21										3			6								
T&M Ticket 5/5/21										2			4								
T&M Ticket 5/6/21										2			4								
T&M Ticket 5/26/21	7			16																	
T&M Ticket 6/21/21										8			8								
T&M Ticket 6/23/21										4			4								
T&M Ticket 5/27/21	1			8			4														
T&M Ticket 6/17/21																					
	28	0	0	64	0	0	24	0	0	19	0	0	26	0	0	0	0	0	0	0	0

Name	Rate ST	Rate PT	Rate DT	Hours ST	Hours PT	Hours DT	Extension
Lab Pipe FM	$80.34	$107.19	$134.03	28	0	0	$2,249.63
Lab Pipe	$77.73	$103.27	$128.79	64	0	0	$4,974.59
Operator	$98.67	$131.84	$165.00	24	0	0	$2,368.00
Carp FM	$87.32	$117.91	$148.48	19	0	0	$1,659.08
Carp	$83.44	$112.07	$140.71	26	0	0	$2,169.43
Lab	$74.26	$98.07	$121.86	0	0	0	$0.00
Cement Mason	$80.42	$105.60	$130.78	0	0	0	$0.00
MR FM	$88.19	$119.10	$150.01	1	0	0	$88.19
				162	0	0	
				Total Labor =			**$13,420.72**

Provide credit for labor. See comment below.

B. Equipment

Description	17.230.	15.182	20.041	20.037	18.305	30.048	18.311
T&M Ticket 3/30/21	8	2	2	3	1		
T&M Ticket 4/8/21	4	2	4	8	1		
T&M Ticket 4/23/21	4	1				5	
T&M Ticket 4/27/21	4	1			1	4	
T&M Ticket 5/3/21							3
T&M Ticket 5/5/21							2
T&M Ticket 5/6/21							2
T&M Ticket 5/26/21	7	2					
T&M Ticket 6/21/21							8
T&M Ticket 6/23/21							4
T&M Ticket 5/27/21	1	2				4	
T&M Ticket 6/17/21							
	27	8	6	11	3	13	19

Number	Description	Rate	Hours	Extension
17.230.	1/2 Ton PickupChevy1500 Crew Cab	$29.60	27	$799.20
15.182	Gang TruckChevy3500 Service Bed	$29.60	8	$236.80
20.041	ExcavatorJohn Deere350GLC	$151.12	6	$906.72
20.037	Mini ExcavatorTakeuchiTB260	$35.70	11	$392.70
18.305	1 Ton Gang TruckFordF350 Ext Cab	$29.60	3	$88.80
30.048	Loader Backhoe 410John Deere410L	$64.30	13	$835.90
18.311	1 Ton TruckFord Crew Cab 2WD	$29.60	19	$562.40
15.198	Gang TruckDodge5500	$38.38	5	$191.90
17.275	1/2 Ton PickupChevy1500 Crew Cab	$29.60	1	$29.60
			93	
		Total Equipment =		**$4,044.02**

C. Materials

	Quantity	Unit	Price	Extension
1" SST Ball Valve	2	ea	$ 149.04	$298.08
1" GSP Pipe - 21'	1	ft	$ 88.13	$88.13
1" GSP 90 Bend	4	ea	$ 8.35	$33.40
Adjustable Pipe Support	2	ea	$ 167.50	$335.00
8" DIP Glass Lined Spool Flg x PE	2	ea	$ 1,202.00	$2,404.00
8" DIP Glass Lined Tee Flg	2	ea	$ 378.00	$756.00
8" DIP Glass Lined Tee MJ	2	ea	$ 215.00	$430.00
8" DIP Glass Lined Blind Flg W/ Tap	2	ea	$ 255.00	$510.00
8" DIP ~~Butterfly~~ Valve Plug	2	ea	$ 2,354.00	$4,708.00
8" FCA Adapter	2	ea	$ 361.00	$722.00
8" MJ x MJ Restraint Adapter	7	ea	$ 74.00	$518.00
8" DIP Glass Lined Spool PE x PE	2	ea	$ 748.00	$1,496.00
McMaster	1	LS	$ 116.76	$116.76
8" DIP Glass Lined 45 Bend	2	ea	$ 118.00	$236.00
8" DIP Glass Lined 90 Bend	1	ea	$ 254.00	$254.00
8" C900 Spool - 20'	1	ft	$ 320.00	$320.00
8" DIP Flg Bolts and Nuts (Sets of 8)	12	ea	$ 30.00	$360.00
8" 150# Garlock Gasket	12	ea	$ 18.63	$223.56
Tax	7.750%			$1,070.19
			Subtotal	$14,879.12
			Total Material =	**$14,879.12**

Provide credit for contract 8" plug valve & fittings shown on contract drawings C-23 and C-41, Detail 11.

D. Subcontractor

	Quantity	Unit	Price	Extension
				$0.00
			Total Subcontract =	**$0.00**

McMASTER-CARR®

Delivers tomorrow 9-11 am

1	**Strut-Mount Metal Routing Clamp** 304 Stainless Steel, 8-5/8" ID, 1/8" Thick 3115T66 Your reference:	2 Each	$17.29 Each	$34.58
2	**High-Profile Strut Channel** Slotted Hole, Galvanized Steel, 3-1/4" High Channel, 1 Foot Long 3563T175 Your reference: **Length, ft.** 1 ft.	2 Each	10.88 Each	21.76
3	**316 Stainless Steel Stud Anchor for Concrete** 1/2" Diameter, 5-1/2" Long 97799A302 Your reference:	4 Each	12.83 Each	51.32

Merchandise	107.66
Shipping	9.10
Tax	8.34
Total	**$125.10**

Contact
Contact

Delivery method
Ground
Tomorrow 9-11 am

Delivery address
W. M. Lyles Co
715 west 4th St
Beaumont CA 92223

Delivery attention:
Armando Cayama

Payment method
Invoice

Invoice / receipt preference
PO BOX 28130
acayama@wmlylesco.com

Billing address
W. M. Lyles Co
PO BOX 28130
Fresno CA 93729

Tax
Taxable

Your order is subject only to our terms and conditions, available at www.mcmaster.com or from our Sales Department.

W.M. Lyles Co.
PO Box 4377
Fresno, CA 93744

TIME & MATERIAL SHEET

W. M. LYLES CO.
CONTRACTOR
Since 1946
Progress Through Performance

Project Name WWTP Salt Mitigation Upgrade **Project No.** 55.1173
Phase Code 99.010.0410 **Date** 3/30/2021

DESCRIPTION OF WORK

Shoring, install, excavation & tunneling under utilities for 8" WAS line

LABOR

NAME	CLASS	ST	OT	DT	SHIFT
Ernesto Velasquez	FM	8			
Jaime Pantoja	Laborer	8			
Jose Mendoza Rodriguez	Laborer	8			
Richard Grosser	Oper	8			

EQUIPMENT

DESCRIPTION	EQUIP. NO.	QTY	HRS	SHIFT
FM Truck	17.230	1	8	
Job Truck	15.182	1	2	
JD 350LC Excavator	20.041	1	2	
Rental Mini Exc.	Outside Rental			

MATERIAL

DESCRIPTION	QTY	UM

I CERTIFY THAT I HAVE THE AUTHORITY TO AUTHORIZE THE WORK PERFORMED UNDER THIS FIELD WORK ORDER

CUSTOMER
Signature Charles Reynolds
Print Name C. Reynolds
Title Janitor **Date** 4/1/21

W.M. Lyles Co.
Signature Samantha Robbins
Print Name Samantha Robbins
Title FE **Date** 4/1/21

W.M. Lyles Co.
PO Box 4377
Fresno, CA 93744

TIME & MATERIAL SHEET

W. M. LYLES CO.
CONTRACTOR
Since 1919
Progress Through Performance

Project Name City of Beaumont WWTP Salt Mitigation Ugrade Project No. 55.1173
Phase Code 99.010.0410 Date ~~4/9/2021~~ 9/8/2021

DESCRIPTION OF WORK

LABOR

NAME	CLASS	ST	OT	DT	SHIFT
Ernesto Velasquez	FM	4			
Jaime Pantoja	Laborer	4			
Jose Mendoza Rodriguez	Laborer	4			
Richard Crosser	Oper	4			

EQUIPMENT

DESCRIPTION	EQUIP. NO.	QTY	HRS	SHIFT
FM truck	17.230	1	4	
Job truck	15.182	1	2	
JD Excavator	20.041	1	4	

MATERIAL

DESCRIPTION	QTY	UM

I CERTIFY THAT I HAVE THE AUTHORITY TO AUTHORIZE THE WORK PERFORMED UNDER THIS FIELD WORK ORDER

CUSTOMER
Signature Charles Reynolds
Print Name Charles Reynolds
Title RE Date 4/9/21

W.M. Lyles Co.
Signature Samantha Robbins
Print Name Samantha Robbins
Title FE Date 04/09/21

W.M. Lyles Co.
PO Box 4377
Fresno, CA 93744

TIME & MATERIAL SHEET

W. M. LYLES CO.
CONTRACTOR
Progress Through Performance

Project Name City of Beaumont WWTP Salt Mitigation Upgrade Project No. 55.1173
Phase Code 99.010.0410 Date 4/23/2021

DESCRIPTION OF WORK

Install 22.50° fitting & 14' of C905 to the existing clarifiers. Installed 90° fitting, Sanded, jetted & backfilled pipe fitting.

LABOR

NAME	CLASS	ST	OT	DT	SHIFT
Ernesto Velasquez	FM	4			
Jaime Pantoja	Laborer	4			
Jose Mendoza Rodriguez	Laborer	4			
Richard Grosser	Oper.	4			

EQUIPMENT

DESCRIPTION	EQUIP. NO.	QTY	HRS	SHIFT
FM Truck	17.230	1	4	
Job Truck	15.182	1	1	
JD Backhoe	30.048	1	5	

MATERIAL

DESCRIPTION	QTY	UM

I CERTIFY THAT I HAVE THE AUTHORITY TO AUTHORIZE THE WORK PERFORMED UNDER THIS FIELD WORK ORDER

CUSTOMER
Signature Charles Reynolds
Print Name Charles Reynolds
Title PE Date 4-26-21

W.M. Lyles Co.
Signature Samantha Robbins
Print Name Samantha Robbins
Title F.E. Date 04/26/2021

W.M. Lyles Co.
PO Box 4377
Fresno, CA 93744

TIME & MATERIAL SHEET

W. M. LYLES CO.
CONTRACTOR
Since 1919
Progress Through Performance

Project Name City of Beaumont WWTP Salt Mitigation Upgrade **Project No.** 55.1173
Phase Code 99.010.0410 **Date** 4/27/21

DESCRIPTION OF WORK

Bed/Sand installed and backfilled 8" WAS to solids holding tanks. AG & UG

LABOR

NAME	CLASS	ST	OT	DT	SHIFT
Ernesto Velasquez	FM	4			
Jaime Pantoja	Lab	4			
Jose Mendoza Rodriguez	Lab	4			
Richard Grosser	Oper.	4			

EQUIPMENT

DESCRIPTION	EQUIP. NO.	QTY	HRS	SHIFT
FM Truck	17.230	1	4	
Job Truck	15.182	1	1	
Cat 8x.C.	30.048	1	4	

MATERIAL

DESCRIPTION	QTY	UM

I CERTIFY THAT I HAVE THE AUTHORITY TO AUTHORIZE THE WORK PERFORMED UNDER THIS FIELD WORK ORDER

CUSTOMER
Signature Chuck Reynolds
Print Name CHARLES REYNOLDS
Title RE Date 4/29/21

W.M. Lyles Co.
Signature Samantha Robbins
Print Name Samantha Robbins
Title F.E. Date 4/28/21

W.M. Lyles Co.
PO Box 4377
Fresno, CA 93744

TIME & MATERIAL SHEET

W. M. LYLES CO.
CONTRACTOR
Progress Through Performance

Project Name City of Lemoore WWTP Sol. Management Upgrade
Project No. FS.1173
Phase Code 99.010.040
Date ~~5/4/2021~~ 5/3/2021

DESCRIPTION OF WORK

Layout line for 8" WAS line to Solids holding tanks

LABOR

NAME	CLASS	ST	OT	DT	SHIFT
Jammie McMillan	FM	3			
Tyler Hunley	Carp	3			
Gilberto Majarra	Ap Carp	3			

EQUIPMENT

DESCRIPTION	EQUIP. NO.	QTY	HRS	SHIFT
FM Truck	18.311	1	3	
Job Truck	15.198	1	1	

MATERIAL

DESCRIPTION	QTY	UM

I CERTIFY THAT I HAVE THE AUTHORITY TO AUTHORIZE THE WORK PERFORMED UNDER THIS FIELD WORK ORDER

CUSTOMER
Signature Charles Reynolds
Print Name Charles Reynolds
Title RE Date 5/5/21

W.M. Lyles Co.
Signature Samantha Robbins
Print Name Samantha Robbins
Title FE Date 05/04/2021

W.M. Lyles Co.
PO Box 4377
Fresno, CA 93744

TIME & MATERIAL SHEET

W. M. LYLES CO.
CONTRACTOR
Since 1918
Progress Through Performance

Project Name City of Beaumont WWTP Solids Management Upgrade **Project No.** 55.1173
Phase Code 99.010.0410 **Date** 05/05/2021

DESCRIPTION OF WORK

Layout & remove debris for core of 8" WAS line to Solids Holding Tanks 1 & 2.

LABOR

NAME	CLASS	ST	OT	DT	SHIFT
Jimmie McMillion	FM	2			
Tyler Hunter	Carp	2			
Gilbert Magana	Ag Carp	2			

EQUIPMENT

DESCRIPTION	EQUIP. NO.	QTY	HRS	SHIFT
FM Truck	18.311	1	2	

MATERIAL

DESCRIPTION	QTY	UM

I CERTIFY THAT I HAVE THE AUTHORITY TO AUTHORIZE THE WORK PERFORMED UNDER THIS FIELD WORK ORDER

CUSTOMER
Signature Charles Reynolds
Print Name Charles Reynolds
Title RE Date 5/7/21

W.M. Lyles Co.
Signature Samantha Robbins
Print Name Samantha Robbins
Title F.E. Date 05/07/2021

W.M. Lyles Co.
PO Box 4377
Fresno, CA 93744

TIME & MATERIAL SHEET

W. M. LYLES CO.
CONTRACTOR
Since 1918
Progress Through Performance

Project Name Cayuga Beaumont WWTP Salt Mitigation Upgrade Project No. 55.1173
Phase Code 99.010.0410 Date 05/06/21

DESCRIPTION OF WORK

Core Layout for 8" WAS to Solids Holding Tanks.

LABOR

NAME	CLASS	ST	OT	DT	SHIFT
Tommie McMillien	FM	2			
Tyler Hurley	Carp	2			
Gilbert Majanen	Ap. Carp	2			

EQUIPMENT

DESCRIPTION	EQUIP. NO.	QTY	HRS	SHIFT
FM Truck	18.311	1	2	
Job Truck	15.198	1	1	

MATERIAL

DESCRIPTION	QTY	UM

I CERTIFY THAT I HAVE THE AUTHORITY TO AUTHORIZE THE WORK PERFORMED UNDER THIS FIELD WORK ORDER

CUSTOMER
Signature Chad Reynolds
Print Name C. Reynolds
Title RE Date 5/10/21

W.M. Lyles Co.
Signature Samantha Robbins
Print Name Samantha Robbins
Title F.E Date 5/10/21

W.M. Lyles Co.
PO Box 4377
Fresno, CA 93744

TIME & MATERIAL SHEET

W. M. LYLES CO.
CONTRACTOR
Since 1915
Progress Through Performance

Project Name City of Beaumont Salt Migration Upgrade
Project No. 55.173
Phase Code 99.010.0410
Date 05/26/2021

DESCRIPTION OF WORK

Install 8" WAS pipes w/ riser valve & fittings @ solids holding tanks

LABOR

NAME	CLASS	ST	OT	DT	SHIFT
Ernesto Velasquez	FM	7			
Jaime Pantoja	Lab	8			
Jose Mendoza Rodriguez	Lab	8			

EQUIPMENT

DESCRIPTION	EQUIP. NO.	QTY	HRS	SHIFT
FM Truck	17.230	1	7	
Job Truck	15.182	1	2	

MATERIAL

DESCRIPTION	QTY	UM

I CERTIFY THAT I HAVE THE AUTHORITY TO AUTHORIZE THE WORK PERFORMED UNDER THIS FIELD WORK ORDER

CUSTOMER
Signature Charles Reynolds
Print Name Charles Reynolds
Title RE Date 5/28/21

W.M. Lyles Co.
Signature Samantha Robbins
Print Name Samantha Robbins
Title FE Date 05/27/21

W.M. Lyles Co.
PO Box 4377
Fresno, CA 93744

TIME & MATERIAL SHEET

W. M. LYLES CO.
CONTRACTOR
Since 1918
Progress Through Performance

Project Name City of Beaumont WWTP Salt Mitigation
Project No. 55.1173
Phase Code 990.010.0410
Date 05/20/2021

DESCRIPTION OF WORK

Install 8" WAS pipes on clarifier tanks (Solids Holding Tanks) w/ Valves & fittings.

LABOR

NAME	CLASS	ST	OT	DT	SHIFT
Ernesto Velasquez	FM	1			
Jaime Pantoja	Labor	4			
Jose Mendoza Rodriguez	Labor	4			
Richard Grosser	Operator	4			

EQUIPMENT

DESCRIPTION	EQUIP. NO.	QTY	HRS	SHIFT
FM Truck	17.230	1	1	
Job Truck	15.182	1	2	
JD Backhoe	30.048	1	4	

MATERIAL

DESCRIPTION	QTY	UM

I CERTIFY THAT I HAVE THE AUTHORITY TO AUTHORIZE THE WORK PERFORMED UNDER THIS FIELD WORK ORDER

CUSTOMER
Signature Charles Reynolds
Print Name Charles Reynolds
Title RE Date 7/10/21

W.M. Lyles Co.
Signature Samantha Robbins
Print Name Samantha Robbins
Title F.E. Date 07/15/21

W.M. Lyles Co.
PO Box 4377
Fresno, CA 93744

TIME & MATERIAL SHEET

W. M. LYLES CO.
CONTRACTOR
Since 1919
Progress Through Performance

Project Name City of Beaumont WWTP Salt Mitigation Project No. 55.1173
Phase Code 99.010.0410 Date 06/17/2021

DESCRIPTION OF WORK

Installed WAS piping at Solids Holding Tanks.

LABOR

NAME	CLASS	ST	OT	DT	SHIFT
Ray Martin	FM	1			

EQUIPMENT

DESCRIPTION	EQUIP. NO.	QTY	HRS	SHIFT
FM Truck	17.275	1	1	

MATERIAL

DESCRIPTION	QTY	UM
Pipe install 1-hr. The rest was commissioning.		
7/19 SR - This has been corrected. See timesheet for reference.		

CR

I CERTIFY THAT I HAVE THE AUTHORITY TO AUTHORIZE THE WORK PERFORMED UNDER THIS FIELD WORK ORDER

CUSTOMER
Signature Charles Reynolds
Print Name Charles Reynolds
Title RE Date 7/16/21

W.M. Lyles Co.
Signature Samantha Robbins
Print Name Samantha Robbins
Title F.E. Date 07/15/21

Daily Time Sheet

W. M. LYLES CO.
CONTRACTOR
Progress Through Performance

Date: 6-17-21 S M T W (T) F S

Job No.: 55.1173

Job Name: Salt Mitigation Upgrade Project

Location: Beaumont

Weather: GOOD

Weather Impact: NONE

Cost codes: 9 4 9 1 0 0 6 0 0 (COMMISSIONING); 9 9 0 1 0 0 4 1 0 (WAS PIPING)

Excav/Trench Inspection Form Completed: __Yes __N/A
Confined Space Entry Forms Completed: __Yes __N/A
Scaffold Inspection Tag Completed __Yes __N/A
Travel / Subsistence
Respirator used for Silica ✓

Name	Emp No	Class	Rate	ST (COMMISSIONING)	OT	ST (WAS PIPING)	OT	Total ST	Total OT	Total DT	Amount	Start Time	Stop Time	Rest Period AM ✓	Lunch Break ✓	Rest Period PM ✓	Initial for No Accident / Injuries	Employee Signature
Ray Martin	2322	FM		4		(4)		0				6:00	2:30	/	/		[initials]	[signature]
Hour Totals				4		(4)		0										

PM/PE Approval: [initials]

Equipment Description	Equip #	Hours	Hours	Hours	Hours	Hours	Hours	Hours	Hours	Total
WML Foreman Truck	17.275	4	(4)							0
WML Excavator CAT-350E	20.041									
WML Mini-Excavator Takeuchi TB-260	20.037									
WML Back-hoe John Deere 410L	30.051									
WML Water Truck	14.030									
WML Loader John Deere 644J	35.064									
WML Air Compresor	40.094									
WML Forklift JLG	32.032									
WML Forklift Xtreme	32.037									
WML Scissor Lift	77.012									
WML Scissor Lift	77.011									
Equip Totals		4	(4)							0

Notes (Materials Received, Tests Performed, Etc): * Please process corrected TS for w/e 06/18/2021

Foreman Signature: [signature]

Daily Time Sheet

W. M. LYLES CO.
CONTRACTOR
Progress Through Performance

S M T W (T) F S

Date: 6-17-21

Job No.: 55.1173

Job Name: Salt Mitigation Upgrade Project

Location: Beaumont

Weather: GOOD

Weather Impact: NONE

	9	9																														
	4	9																														
	9	0																														
	1	1																														
	0	0																														
	0	0																														
	6	4																														
	0	1																														
	0	0																														
	COMM-55-10-NG	WAS P-P-NG																														

Name	Emp No	Class	Rate	ST	OT	ST	OT	ST	OT	ST	OT	ST	OT	ST	OT	ST	OT	ST	OT	ST	OT	DT	Amount	Excav/Trench Inspection Form Completed: ___Yes ___N/A	Confined Space Entry Forms Completed: ___Yes___N/A	Scaffold Inspection Tag Completed: ___Yes___N/A	Travel / Substistence	Respirator used for Silica	Start Time	Stop Time	Rest Period AM	Lunch Break	Rest Period PM	Initial for No Accident / Injuries	PM/PE Approval	Employee Signature
Ray Martin	2322	FM		3		5														8								✓	6:00	2:30	✓	✓	✓		
			Hour Totals	3		5														8															

Equipment Description	Equip #	Hours	Hours	Hours	Hours	Hours	Hours	Hours	Hours	Total
WML Foreman Truck	17.275	3	5							8
WML Excavator CAT-350E	20.041									
WML Mini-Excavator Takeuchi TB-260	20.037									
WML Back-hoe John Deere 410L	30.051									
WML Water Truck	14.030									
WML Loader John Deere 644J	35.064									
WML Air Compresor	40.094									
WML Forklift JLG	32.032									
WML Forklift Xtreme	32.037									
WML Scissor Lift	77.012									
WML Scissor Lift	77.011									
	Equip Totals	3	5							8

Notes (Materials Received, Tests Performed, Etc):

* Original timesheet.
→ Corrected hours have moved 4 hours from T&M work to commissioning

Foreman Signature:

W.M. Lyles Co.
PO Box 4377
Fresno, CA 93744

TIME & MATERIAL SHEET

W. M. LYLES CO.
CONTRACTOR
Since 1919
Progress Through Performance

Project Name City of Beaumont Lift Station Upgrade Project No. 56.1173
Phase Code 99.010.0410 Date 06/21/21

DESCRIPTION OF WORK

Drill for pipe supports, install missing bolts, cut all-thread anchors, layout for both 1" SS pipe @ Solids holding tanks.

LABOR

NAME	CLASS	ST	OT	DT	SHIFT
Jommie McMillien	FM	8			
Tyler Hunley	JC	8			

EQUIPMENT

DESCRIPTION	EQUIP. NO.	QTY	HRS	SHIFT
FM Truck	18.311	1	8	
Job Truck	15.198	1	2	

MATERIAL

DESCRIPTION	QTY	UM

I CERTIFY THAT I HAVE THE AUTHORITY TO AUTHORIZE THE WORK PERFORMED UNDER THIS FIELD WORK ORDER

CUSTOMER
Signature Charles Reynolds
Print Name Charles Reynolds
Title RE Date 6/24/21

W.M. Lyles Co.
Signature Samantha Robbins
Print Name Samantha Robbins
Title F.E. Date 06/23/21

W.M. Lyles Co.
PO Box 4377
Fresno, CA 93744

TIME & MATERIAL SHEET

W. M. LYLES CO.
CONTRACTOR
Est. 1946
Progress Through Performance

Project Name City of Beaumont WWTP Solids Mitigation Project No. 05.1173
Phase Code 99.010.0410 Date 06/23/2021

DESCRIPTION OF WORK

Installed 1" piping and cut & welded pipe supports for 8" WAS & Solids Holding Tanks.

LABOR

NAME	CLASS	ST	OT	DT	SHIFT
Jommie McMillien	FM	4			
Tyler Hunter	JC	4			

EQUIPMENT

DESCRIPTION	EQUIP. NO.	QTY	HRS	SHIFT
FM Truck	18.511	1	4	
Job Truck	15.198	1	1	

MATERIAL

DESCRIPTION	QTY	UM

I CERTIFY THAT I HAVE THE AUTHORITY TO AUTHORIZE THE WORK PERFORMED UNDER THIS FIELD WORK ORDER

CUSTOMER
Signature Charles Reynolds
Print Name Charles Reynolds
Title RE Date 6/24/21

W.M. Lyles Co.
Signature Samantha Robbins
Print Name Samantha Robbins
Title P.E. Date 06/24/21

CITY OF BEAUMONT WASTE WATER TREATMENT PLANT
SALT MITIGATION UPGRADE PROJECT

CLARIFICATION 41

To (Construction Manager):	Stantec Attention: Charles Reynolds Phone: 702-497-8024 Email: Charles.w.reynolds@stantec.com
From (Engineer):	Aqua Engineering Attention: Boris Petkovic Phone: 801-683-3734 Email: boris.petkovic@aquaeng.com
Subject: WAS Line Modifications	**Location: Yard Piping/Solids Holding Tanks**
Reference Documents: Drawing No. C-23, SSM-4	

CLARIFICATION

Note the following:

Current configuration of WAS piping under certain operating conditions may increase the possibility of trapping air in the WAS line. To address this issue changes to WAS piping noted in the attached drawings are proposed.

Prepared By (Name): Boris Petkovic, Aqua Engineering	**Date**: Feb. 18, 2021
Distributed By:	**Date**:

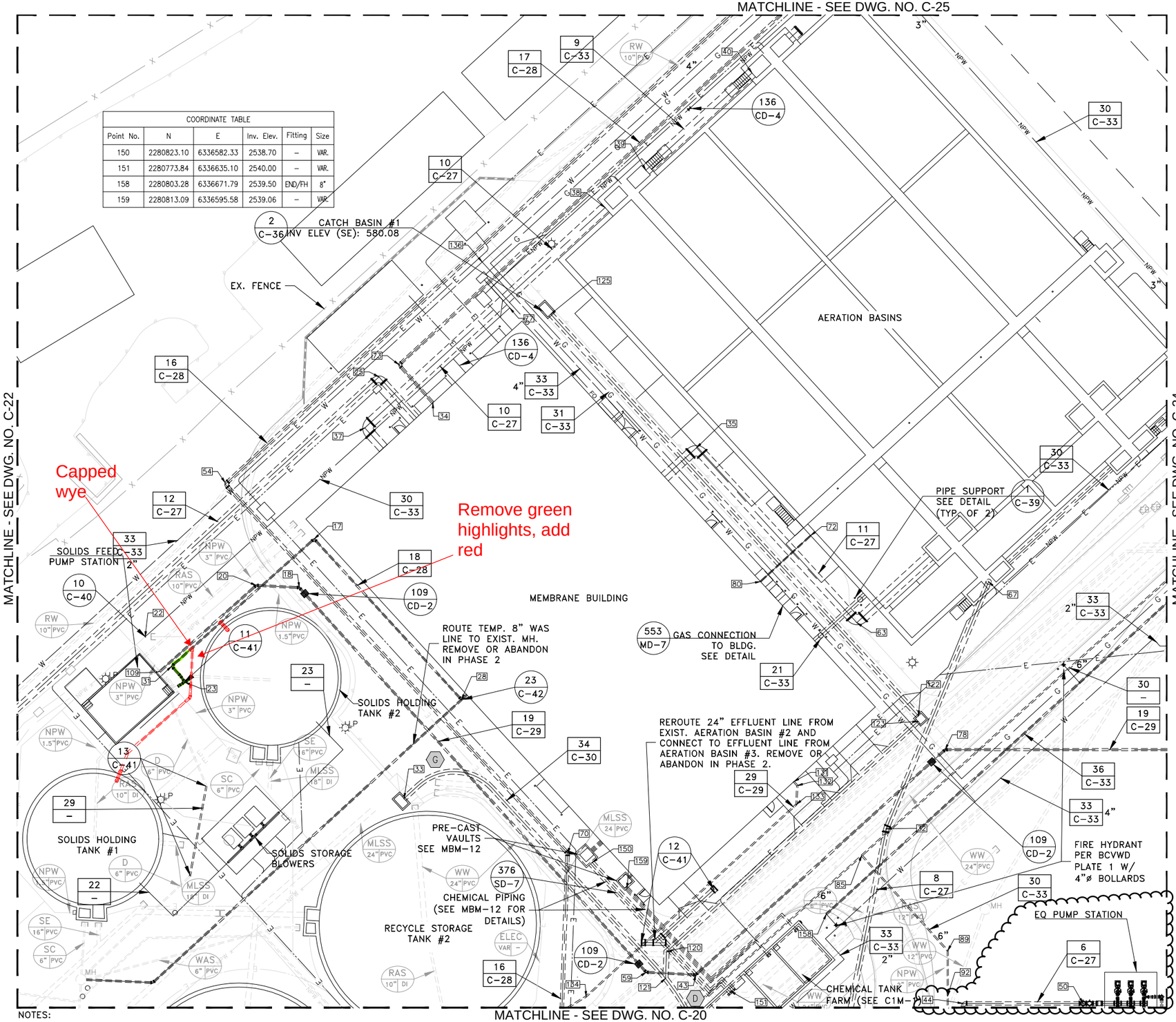

℄ CURVE DATA (G)
Δ = 90°00'00"
R = 20.00'
T = 20.00'
L = 31.42'
PI = N 2280866.03
E 6336530.63

℄ CURVE DATA (D)
Δ = 22°31'43"
R = 90.00'
T = 17.93'
L = 35.39'
PI = N 2280770.65
E 6336618.03

COORDINATE TABLE

Point No.	N	E	Inv. Elev.	Fitting	Size
150	2280823.10	6336582.33	2538.70	–	VAR.
151	2280773.84	6336635.10	2540.00	–	VAR.
158	2280803.28	6336671.79	2539.50	END/FH	8"
159	2280813.09	6336595.58	2539.06	–	VAR.

COORDINATE TABLE

Point No.	N	E	Inv. Elev.	Fitting	Size
17	2280946.69	6336476.01	2537.00	90° BEND	8"
18	2280928.08	6336470.32	2538.32	45° BEND	8"
20	2280928.93	6336453.82	2538.32	45° BEND	8"
22	2280909.34	6336411.42	2538.25	–	4"
23	2280891.98	6336426.40	2537.00	TEE	8"
25	2281008.64	6336500.79	2531.50	90° BEND	30"
28	2280885.25	6336532.31	2537.00	90° BEND	8"
31	2280898.03	6336421.48	2537.00	90° BEND	8"
32	2280835.88	6336694.71	2536.29	11.25° BEND	24"
33	2280847.45	6336510.36	2535.00	–	24"
34	2280998.76	6336521.36	2538.50	–	12"
35	2280981.55	6336622.18	2526.00	90° BEND	48"
37	2280989.16	6336495.34	2526.00	90° BEND	48"
38	2281073.33	6336587.20	2528.00	–	48"
39	2281087.64	6336602.79	2528.00	–	48"
40	2281124.79	6336643.35	2528.00	–	48"
43	2280780.09	6336621.81	2538.32	45° BEND	8"
44	2280769.16	6336724.03	2543.00	90° BEND	16"
50	2280769.16	6336769.90	2543.00	90° BEND	16"
54	2280968.22	6336441.96	2531.40	90° BEND	16"
59	2280781.07	6336602.91	2538.32	45° BEND	8"
63	2280914.69	6336683.45	2527.00	90° BEND	48"
67	2280930.32	6336733.83	2531.00	90° BEND	24"
70	2280826.55	6336572.89	2537.73	45° BEND	16"
72	2280947.98	6336665.77	2521.00	–	6"
73	2281013.26	6336508.41	2538.40	90° BEND	12"
77	2281035.02	6336550.77	2538.25	90° BEND	4"
78	2280866.15	6336717.23	2538.32	45° BEND	8"
80	2280930.42	6336646.60	2530.00	–	6"
85	2280825.71	6336685.31	2539.00	TEE	6"
89	2280789.27	6336718.18	2544.00	45° BEND	6"
109	2280895.98	6336416.92	2538.32	90° BEND	8"
120	2280788.86	6336610.70	2533.88	45° BEND	24"
121	2280778.76	6336610.26	2533.84	WYE	24"
122	2280879.06	6336706.93	2534.38	–	24"
123	2280876.95	6336706.83	2534.28	–	24"
125	2281032.58	6336566.42	2535.00	–	24"
131	2280853.91	6336659.33	2536.00	–	6"
132	2280852.43	6336660.67	2535.98	45° BEND	6"
133	2280845.21	6336660.32	2535.91	45° BEND	6"
134	2280771.78	6336579.96	2529.38	11.25° BEND	6"
136	2281052.57	6336540.22	2538.50	TEE	4"x2"

NOTES:

1. SEE SHEET C-33 FOR YARD PIPING AND MANHOLE SCHEDULES.
2. CONTRACTOR TO FIELD VERIFY CROSSINGS AND CONNECTION POINTS.
3. DRAIN AND AIR PURGE ALL SULFURIC ACID PIPING FOLLOWING HYDRO TESTING.

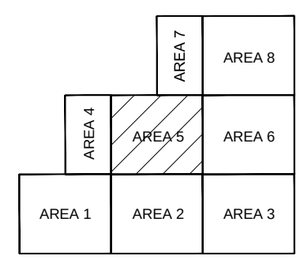

1" = 20'
10 0 20

0 1/2 1
DRAWING IS TO SCALE
IF BAR MEASURES:
1" = FULL SCALE
1/2" = HALF SCALE

NO.	DATE	DESIGN	DRAWN	CHECKED
ORIGINAL				
C	9/5/18	SLB	SLB	BPK
REVISIONS				
1	2/15/19	SLB	SLB	
2	7/26/19	SLB	SLB	
3	7/31/19	SLB	SLB	
4	10/11/19	SLB	SLB	

Item 13.

CITY OF BEAUMONT

SALT MITIGATION WWTP UPGRADE
CIVIL
AREA 5 YARD PIPING PLAN

AQUA ENGINEERING
533 W. 2600 S., SUITE 275, BOUNTIFUL, UT 84010
PHONE (801) 299-1327 FAX (801) 299-0153

ALBERT A. WEBB ASSOCIATES
CIVIL ENGINEERS
3788 MCCRAY STREET
RIVERSIDE, CA 92506
PH: (951) 686-1070
FAX (951) 788-1256
ENGINEERING CONSULTANTS

THIS DRAWING IS PROPERTY OF AQUA ENGINEERING INC. AND IS TRANSMITTED IN CONFIDENCE. NEITHER RECEIPT NOR POSSESSION CONFERS OR TRANSFERS ANY RIGHTS TO REPRODUCE, USE, OR DISCLOSE, IN WHOLE OR IN PART, DATA CONTAINED HEREIN FOR ANY PURPOSE WITHOUT THE WRITTEN PERMISSION OF AQUA ENGINEERING INC. © COPYRIGHTED 2016 BOUNTIFUL, UTAH

SHEET
C-22

G:\2017\17-0177\Drawings\Plan Sheets\17-0177-C-YP 10-10-19.dwg



TYPICAL SECTION

A
SSM-1, SSM-2

SCALE: 3/8"=1'-0"

0 2 4
Scale in Feet

NOTES:

1- CONTRACTOR SHALL VERIFY ALL DIMENSIONS OF EXISTING STRUCTURE PRIOR TO EQUIPMENT INSTALLATION.

2- COORDINATE EQUIPMENT INSTALLATION REQUIREMENTS WITH MANUFACTURER. VERIFY DIMENSIONS, CONNECTIONS, SUPPORTS, WEIGHTS, AND DETAILS.

3- INSTALL AND ANCHOR ALL EQUIPMENT TO CONCRETE PER MANUFACTURERS RECOMMENDATIONS.

4- FOR OWNER SELECTED EQUIPMENT SCOPE OF SUPPLY, SEE TECHNICAL SPECIFICATION SECTION 151100 - OWNER SELECTED EQUIPMENT.

5- PIPES HAVE BEEN ROTATED FOR CLARITY.

REGISTERED PROFESSIONAL ENGINEER JUSTIN R. LOGAN C 73749 CIVIL STATE OF CALIFORNIA

NO.	DATE	DESIGN	DRAWN	CHECKED
C	09/05/18	BP	BDP	

ORIGINAL
REVISIONS

Item 13.

CITY OF BEAUMONT

SALT MITIGATION WWTP UPGRADE
SOLIDS HOLDING TANK # 1 & 2
MECHANICAL SECTION

THIS DRAWING IS PROPERTY OF AQUA ENGINEERING INC. AND IS TRANSMITTED IN CONFIDENCE NEITHER RECEIPT NOR POSSESSION CONFERS OR TRANSFERS ANY RIGHTS TO REPRODUCE, USE, OR DISCLOSE, IN WHOLE OR IN PART, DATA CONTAINED HEREIN FOR ANY PURPOSE WITHOUT THE WRITTEN PERMISSION OF AQUA ENGINEERING INC. © COPYRIGHTED 2016 BOUNTIFUL, UTAH

AQUA ENGINEERING
533 W. 2600 S., SUITE 275, BOUNTIFUL, UT 84010
PHONE (801) 299-1327 FAX (801) 299-0153

ALBERT A. WEBB ASSOCIATES
ENGINEERING CONSULTANTS
CIVIL ENGINEERS
3788 McCRAY STREET
RIVERSIDE, CA 92506
PH: (951) 686-1070
FAX (951) 788-1256

0 1/2 1
DRAWING IS TO SCALE IF BAR MEASURES:
1" = FULL SCALE
1/2" = HALF SCALE

DS 08/20/2018 X:\Beaumont\Salt Mitigation WWTP Upgrade WEBB170227\Drafting\SECONDARY CLARIFIERS\SSM-3.dwg

MWH CONSTRUCTORS

City of Beaumo
Wastewater Treatment Plant Salt Mitigation Upgrade Project

Technical Justification:

PCO-59	
Time Adjustment: WML TIA-07	TIA-07 SCE Delay Decommissioning Existing Power

Reason for Design Changes:

This delay impacted the demolition of the existing Blower Electrical Building subsequently delaying construction activities of the new Solids Processing Building and Sludge Loading Structure.

Cost Impact:

MWHC performed a P6 review of the contractor's Time Impact Analysis, TIA-07, for the relevant periods requested. The contractor's narrative along with MWHC's summary response is attached below.

MWHC recommends a time increase of 32-CD to MS02. With this time adjustment Final Completion will be September 1, 2021.

MWH CONSTRUCTORS

Shop Drawing Review

	Date 4/7/2021
To: W. M. Lyle Co. Attention: Oscar Mendoza	Project Owner City of Beaumont Project Name Beaumont WWTP Expansion
Reference Submittal 013200-31-Construction Progress Documentation-CPM	Construction Contract No. C18-80
Time Impact Analysis – TIA07	Specification Section 013200

Subject submittal has been reviewed and review action is as shown below:

Submittal No.	Subject	No. of Copies	No Exception Taken	Make Corrections Noted	Amend and Resubmit	Rejected Resubmit
13200-31	Schedule › TIA07 Name COB TIA07 All Activities As Planned COB TIA07 All Activities Impacted COB TIA07 Longest Path As Planned COB TIA07 Longest Path Impacted COB_Schedule Narrative_TIA07 (2) COB_TIA07_IMPACT.xer	e-files		X		

Summary of the Submittal:

- WML submitted TI07 showing impacts to the project milestones as the results of the following unforeseen events:

UFE 07 – SCE Delay Disconnecting Existing Power

This delay impacted the demolition of the existing blower #2 and subsequently the start of construction activities of the SFPS.

- WML's methodology for this TIA is comparing an unimpacted schedule just before the impact became known (September 2020 schedule update- UP21) with the impacted schedule by this UFE07 (TIA07)
- WML utilized UP21 schedule by introducing the UFE07 activities and called it TIA07-IMPACTschedule.
- WML then compared the milestones forecasted dates between the unimpacted and impacted schedule:

MILESTONE COMPARISON: AS PLANNED VS IMPACTED SCHEDULE

Total impact to the affected Project Milestone(s) resulting from Unforeseen Events:

Activity ID	Activity Name	OD	RD	Start	Finish	Total Float
COB WWTP Salt Mitigation Upgrade Project_SEPT 2020_TIA 07 AS PLANNED						
MILESTONES						
MS00	NOTICE TO PROCEED (10/29/18)	0	0	29-Oct-18 A		
MS01	PHASE 1 COMPLETION (450 CD AFTER NTP = 02/06/20 - 04/26/20)	0	0		06-Feb-21*	-141
MS01.1	PROJECT SUBSTANTIAL COMPLETION (4 WKS PRIOR TO MS02)	0	0		28-Jun-21	3
MS02	PHASE 2 COMPLETION (820 CD AFTER NTP = 02/13/21 - 05/01/21)	0	0		27-Jul-21*	4

Activity ID	Activity Name	OD	RD	Start	Finish	Total Float
COB WWTP Salt Mitigation Upgrade Project_SEPT 2020_TIA 07 IMPACTED						
MILESTONES						
MS00	NOTICE TO PROCEED (10/29/18)	0	0	29-Oct-18 A		
MS01	PHASE 1 COMPLETION (450 CD AFTER NTP = 02/06/20 - 04/26/20)	0	0		06-Feb-21*	-141
MS01.1	PROJECT SUBSTANTIAL COMPLETION (4 WKS PRIOR TO MS02)	0	0		04-Aug-21	-34
MS02	PHASE 2 COMPLETION (820 CD AFTER NTP = 02/13/21 - 05/01/21)	0	0		01-Sep-21*	-32

Project Completion – As Planned Schedule: July 27, 2021

Project Completion – Impacted Schedule: September 1, 2021

Impact resulting from SCE caused Unforeseen Events this Period:

	MS01	MS02
Total Impact	0 CD	32 CD

Review Process:

The unimpacted schedule (UP01) reflects different milestone dates than what is shown on WML's unimpacted schedule.

COB WWTP Salt Mitigation Upgrade Project_SEPT 2020 | Classic WBS Layout | 07-Apr-21 22:05

Activity ID	Activity Name	Original Duration	Start	Finish	Total Float
COB WWTP Salt Mitigation Upgrade Project_SEPT 2020		255	06-Nov-20	19-Jul-21	-79
MILESTONES		255	06-Nov-20	19-Jul-21	-79
MS01	PHASE 1 COMPLETION (450 CD AFTER NTP = 02/06/20 - 04/26/20)	0		06-Nov-20*	-194
MS01.1	PROJECT SUBSTANTIAL COMPLETION (4 WKS PRIOR TO MS02)	0		18-Jun-21	-75
MS02	PHASE 2 COMPLETION (820 CD AFTER NTP = 02/13/21 - 05/01/21)	0		19-Jul-21*	-79

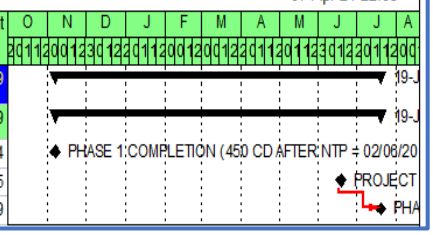

COB WWTP Salt Mitigation Upgrade Project_SEPT 2020_TIA | Classic WBS Layout | 07-Apr-21 22:02

Activity ID	Activity Name	Original Duration	Start	Finish	Total Float
COB WWTP Salt Mitigation Upgrade Project_SEPT 2020_TI		207	06-Feb-21	01-Sep-21	-32
MILESTONES		207	06-Feb-21	01-Sep-21	-32
MS01	PHASE 1 COMPLETION (450 CD AFTER NTP = 02/06/20 - 04/26/20)	0		06-Feb-21*	-141
MS01.1	PROJECT SUBSTANTIAL COMPLETION (4 WKS PRIOR TO MS02)	0		04-Aug-21	-34
MS02	PHASE 2 COMPLETION (820 CD AFTER NTP = 02/13/21 - 05/01/21)	0		01-Sep-21*	-32

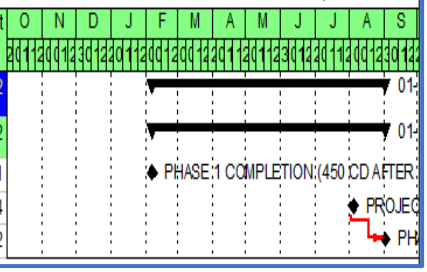

Revised MS02 date per CO 18: July 31, 2021

TIA07_IMPACT MS02 date: September 1, 2021

Ultimate impact to MS02: 32 days

Conclusion:

MWH agrees with the resulting impact UFE07 submitted by WML. Final time extension will be based on actual date of achieving MS02 with the understanding that WML is working diligently to improve the schedule.

It is important to note that MS01 date has not been impacted by UFE07 as shown in the schedule printouts above. MS01 continues to fall behind due to MBR commissioning issues.

Corrections or comments made relative to submittals during this review do not relieve the contractor from compliance with the requirements of the drawings and specifications. This check is only for review of general conformance with the design concept of the project and general compliance with the information given in the contract documents. The contractor is responsible for confirming and correlating all qualities and dimensions; selecting fabrication processes and techniques of construction; coordinating work with other trades; an performing work in a safe and satisfactory manner.

Very truly yours,

Edmond Sayegh

EDMOND SAYEGH, P. E.

Sr. Construction Manager

City of Beaumont Waste Water Treatment Plant Salt Mitigation Upgrade Project

Time Impact Analysis 07

WM Lyles Co.

INTRODUCTION

The following narrative outlines the Time Impact Analysis procedure and findings relating to the following Unforeseen Events (UFEs):

Unforeseen Event 07 – SCE delay in disconnecting existing power.

IDENTIFICATION OF SCHEDULE:

Schedule Update Base File:
COB_UP21

Schedule Analysis File:
COB_TIA07

TIME IMPACT ANALYSIS METHODOLOGY

The methodology used in this analysis follows a retroactive, "forward-looking" Time Impact Analysis (TIA) procedure. It compares the last approved schedule prior to the first impact event being analyzed to a copy of the same schedule with the addition of modeled schedule impact(s).

The modeled schedule impact events used in the analysis, herein are referred to as "Unforeseen Events" (UFEs), represent events that are believed to have impacted the schedule and could not have been reasonably foreseen at the time of submitting the original bid for construction. These events are beyond the control, and without fault or negligence of the General Contractor.

Change Orders 17 and 18 were incorporated into the schedule in the December 2020 update. These Change Orders included a time extension. In order to determine the non-concurrent impact due to the delay in SCE disconnecting the existing power, the finish constraint for MS01 Phase 1 Completion was adjusted to 9/18/20 and the finish constraint for Phase 2 Completion was adjusted to 7/31/21.

<u>Analysis procedure for TIA07:</u>

1. The last approved schedule (As-Planned Schedule) prior to first UFE being analyzed in TIA07 is the approved September 2020 Update, UP21.
2. The As-Planned schedule was copied to create the Impacted Schedule of comparison (TIA07)
3. UFE(s) being analyzed were logically inserted into the Impacted Schedule of comparison.
4. The affected Project Milestone(s) in the As-Planned schedule were compared to the affected Project Milestone(s) in the Impacted Schedule to quantify any impacts resulting from UFE(s).
5. The resulting delay is summarized in the Conclusion section of the narrative.

UNFORESEEN EVENTS

An Unforeseen Event (UFE) is defined herein as an impact to the project schedule that could not have been reasonably foreseen at the time of submitting a bid for construction and which is beyond the control and without fault or negligence of the General Contractor.

The following impact events have been analyzed in TIA07:

UFE 07 – SCE DELAY DISCONNECTING EXISTING POWER

A delay occurred in regard to SCE disconnecting the existing power. A request to terminate the SCE meters was submitted beginning of October 2020, SCE came out to the site on December 30, 2020 to disconnect power and remove the existing meters. This delay in disconnecting the power caused a delay to all the work that follows as construction could not begin in this area until these SCE meters were terminated.

LONGEST PATH

Below is a snippet of the impacted Longest Path.

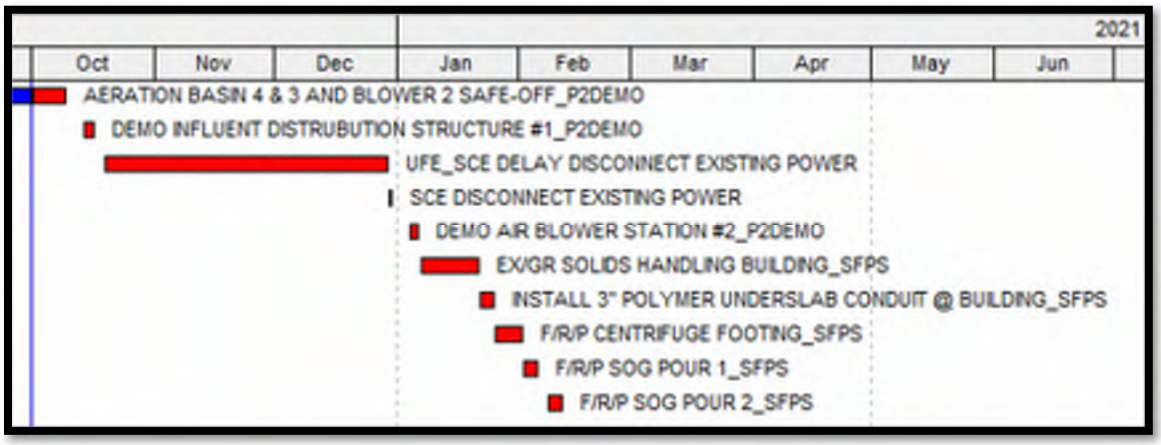

MILESTONE COMPARISON: AS PLANNED VS IMPACTED SCHEDULE

Total impact to the affected Project Milestone(s) resulting from Unforeseen Events:

Activity ID	Activity Name	OD	RD	Start	Finish	Total Float
COB WWTP Salt Mitigation Upgrade Project_SEPT 2020_TIA 07 AS PLANNED						
MILESTONES						
MS00	NOTICE TO PROCEED (10/29/18)	0	0	29-Oct-18 A		
MS01	PHASE 1 COMPLETION (450 CD AFTER NTP = 02/06/20 - 04/26/20)	0	0		06-Feb-21*	-141
MS01.1	PROJECT SUBSTANTIAL COMPLETION (4 WKS PRIOR TO MS02)	0	0		28-Jun-21	3
MS02	PHASE 2 COMPLETION (820 CD AFTER NTP = 02/13/21 - 05/01/21)	0	0		27-Jul-21*	4

Activity ID	Activity Name	OD	RD	Start	Finish	Total Float
COB WWTP Salt Mitigation Upgrade Project_SEPT 2020_TIA 07 IMPACTED						
MILESTONES						
MS00	NOTICE TO PROCEED (10/29/18)	0	0	29-Oct-18 A		
MS01	PHASE 1 COMPLETION (450 CD AFTER NTP = 02/06/20 - 04/26/20)	0	0		06-Feb-21*	-141
MS01.1	PROJECT SUBSTANTIAL COMPLETION (4 WKS PRIOR TO MS02)	0	0		04-Aug-21	-34
MS02	PHASE 2 COMPLETION (820 CD AFTER NTP = 02/13/21 - 05/01/21)	0	0		01-Sep-21*	-32

Project Completion – As Planned Schedule: July 27, 2021
Project Completion – Impacted Schedule: September 1, 2021

Impact resulting from SCE caused Unforeseen Events this Period:

	MS01	MS02
Total Impact	0 CD	32 CD

CONCLUSION

WML is requesting that the Phase 2 Completion Milestone be extended an additional 32 calendar days to compensate for the delay caused by SCE disconnecting existing power from October 2020 – December 2020.

ATTACHMENTS

P6 Schedule Analysis File: COB_TIA07- Impacted Schedule (September 20)

MWH CONSTRUCTORS

City of Beaumo

tewater Treatment Plant Salt Mitigation Upgrade Project

Technical Justification:

PCO-60	
Time Adjustment: WML TIA-08	TIA-08 Inclement Weather Impact Dec-2020 thru April-2021

Reason for Design Changes:

Inclement weather due to rain and high winds impact to the construction schedule from Dec, 3rd 2019 to April 26, 2021.

Cost Impact:

MWHC has performed a P6 review of the attached contractor's Time Impact Analysis, TIA, for the five relevant periods requested. The contractor's narrative along with MWHC's summary response is attached below.

MWHC recommends a non-compensable time increase of 23-CD to Final Project Completion, MS02. With no time adjustment for Phase 1 completion. A new Final Project Completion date of September 24, 2021.

MWH CONSTRUCTORS

Shop Drawing Review

	Date 8/25/2021
To: W. M. Lyle Co. Attention: Oscar Mendoza	Project Owner City of Beaumont Project Name Beaumont WWTP Expansion
Reference Submittal 013200-36-Construction Progress Documentation-CPM	Construction Contract No. C18-80
Time Impact Analysis – TIA08	Specification Section 013200

Subject submittal has been reviewed and review action is as shown below:

Submittal No.	Subject	No. of Copies	No Exception Taken	Make Corrections Noted	Amend and Resubmit	Rejected Resubmit
13200-36	Inclement Weather Impact TIA 8 incluing the following files: COB_Schedule Narrative_TIA08.pdf COB_TIA08.1.xer COB_TIA08.2.xer COB_TIA08.3.xer COB_TIA08.4.xer COB_TIA08.5.xer	e-files		X		

Summary of the Submittal:

WML submitted TI08 showing impacts to the project milestones as the results of inclement weather impact from December 2020 through April 2021. Th methodology is similar to the previous TIAs related to inclement weather delay impact.

For each month included in this TIA, WML compared the unimpacted monthly schedule update (no rain days) with the impacted schedule update (with rain days) and calculated the impact to the project milestones. The following table is a summary of this analysis:

Milestone	Period	Calendar Day Impact	Cumulative Impact
MS02	Dec 2020	-7	-7
	Jan 2021	-6	-13
	Feb 2021	-1	-14
	Mar 2021	-8	-22
	Apr 2021	-1	-23

Total cumulative impact to MS02 is 23 calendar days.

Review Process:

1. December 2020 has 4 rain days (on 12/3/20, 12/8/20, 12/28/20, and 12/29/20) that when applied to the unimpacted schedule shows the following impact:

Activity ID	Activity Name	Start	Finish	Total Float
COB WWTP Salt Mitigation Upgrade Project_NOV 2020				
MILESTONES				
MS01	PHASE 1 COMPLETION (450 CD AFTER NTP = 02/06/20 - 04/26/20)		06-Jan-21*	-255
MS01.1	PROJECT SUBSTANTIAL COMPLETION (4 WKS PRIOR TO MS02)		07-Jul-21	-94
MS02	PHASE 2 COMPLETION (820 CD AFTER NTP = 02/13/21 - 05/01/21)		04-Aug-21*	-95
COB WWTP Salt Mitigation Upgrade Project_Time Impact Analysis 08.1				
MILESTONES				
MS01	PHASE 1 COMPLETION (450 CD AFTER NTP = 02/06/20 - 04/26/20)		06-Jan-21*	-255
MS01.1	PROJECT SUBSTANTIAL COMPLETION (4 WKS PRIOR TO MS02)		14-Jul-21	-101
MS02	PHASE 2 COMPLETION (820 CD AFTER NTP = 02/13/21 - 05/01/21)		11-Aug-21*	-102

MS01= 0 days / MS02 = -7 days

2. January 2021 has 3 rain days (on 1/25/21, 1/26/21, and 1/29/21) that when applied to the unimpacted schedule shows the following impact:

Activity ID	Activity Name	Start	Finish	Total Float
COB WWTP Salt Mitigation Upgrade Project_DEC 2020				
MILESTONES				
MS01	PHASE 1 COMPLETION (450 CD AFTER NTP = 02/06/20 - 04/26/20 - 5/20/20 - 9/18/		06-Feb-21*	-141
MS01.1	PROJECT SUBSTANTIAL COMPLETION (4 WKS PRIOR TO MS02)		04-Aug-21	-34
MS02	PHASE 2 COMPLETION (820 CD AFTER NTP = 02/13/21 - 05/01/21 - 5/30/21 - 7/31/		01-Sep-21*	-32
COB WWTP Salt Mitigation Upgrade Project_Time Impact Analysis 08.2				
MILESTONES				
MS01	PHASE 1 COMPLETION (450 CD AFTER NTP = 02/06/20 - 04/26/20 - 5/20/20 - 9/18/		06-Feb-21*	-141
MS01.1	PROJECT SUBSTANTIAL COMPLETION (4 WKS PRIOR TO MS02)		09-Aug-21	-39
MS02	PHASE 2 COMPLETION (820 CD AFTER NTP = 02/13/21 - 05/01/21 - 5/30/21 - 7/31/		07-Sep-21*	-38

MS01= 0 days / MS02 = -6 days

3. February 2021 has 1 rain day (on 2/12/21) that when applied to the unimpacted schedule shows the following impact:

Activity ID	Activity Name	Start	Finish	Total Float
COB WWTP Salt Mitigation Upgrade Project_JAN 2021				
MILESTONES				
MS01	PHASE 1 COMPLETION (450 CD AFTER NTP = 02/06/20 - 04/26/20 - 5/20/20 - 9/18/		09-Mar-21*	-172
MS01.1	PROJECT SUBSTANTIAL COMPLETION (4 WKS PRIOR TO MS02)		02-Aug-21	-32
MS02	PHASE 2 COMPLETION (820 CD AFTER NTP = 02/13/21 - 05/01/21 - 5/30/21 - 7/31/		30-Aug-21*	-30
COB WWTP Salt Mitigation Upgrade Project_Time Impact Analysis 08.3				
MILESTONES				
MS01	PHASE 1 COMPLETION (450 CD AFTER NTP = 02/06/20 - 04/26/20 - 5/20/20 - 9/18/		09-Mar-21*	-172
MS01.1	PROJECT SUBSTANTIAL COMPLETION (4 WKS PRIOR TO MS02)		03-Aug-21	-33
MS02	PHASE 2 COMPLETION (820 CD AFTER NTP = 02/13/21 - 05/01/21 - 5/30/21 - 7/31/		31-Aug-21*	-31

MS01= 0 days / MS02 = -1 day

4. March 2021 has 5 rain days (on 3/10/21, 3/11/21, 3/12/21. 3/15/21, and 3/31/21) that when applied to the unimpacted schedule shows the following impact:

Activity ID	Activity Name	Start	Finish	Total Float
COB WWTP Salt Mitigation Upgrade Project_FEB 2021				
MILESTONES				
MS01	PHASE 1 COMPLETION (450 CD AFTER NTP = 02/06/20 - 04/26/20 - 5/20/20 - 9/18/		06-Apr-21*	-200
MS01.1	PROJECT SUBSTANTIAL COMPLETION (4 WKS PRIOR TO MS02)		29-Jul-21	-28
MS02	PHASE 2 COMPLETION (820 CD AFTER NTP = 02/13/21 - 05/01/21 - 5/30/21 - 7/31/		01-Sep-21*	-32
COB WWTP Salt Mitigation Upgrade Project_Time Impact Analysis 08.4				
MILESTONES				
MS01	PHASE 1 COMPLETION (450 CD AFTER NTP = 02/06/20 - 04/26/20 - 5/20/20 - 9/18/		06-Apr-21*	-200
MS01.1	PROJECT SUBSTANTIAL COMPLETION (4 WKS PRIOR TO MS02)		05-Aug-21	-35
MS02	PHASE 2 COMPLETION (820 CD AFTER NTP = 02/13/21 - 05/01/21 - 5/30/21 - 7/31/		09-Sep-21*	-40

MS01= 0 days / MS02 = -8 days

5. April 2021 has 1 rain day (on 4/26/21) that when applied to the unimpacted schedule shows the following impact:

Activity ID	Activity Name	Start	Finish	Total Float
COB WWTP Salt Mitigation Upgrade Project_MAR 2021				
MILESTONES				
MS01	PHASE 1 COMPLETION (450 CD AFTER NTP = 02/06/20 - 04/26/20 - 5/20/20 - 9/18/		07-May-21*	-231
MS01.1	PROJECT SUBSTANTIAL COMPLETION (4 WKS PRIOR TO MS02)		30-Jul-21	-29
MS02	PHASE 2 COMPLETION (820 CD AFTER NTP = 02/13/21 - 05/01/21 - 5/30/21 - 7/31/		01-Sep-21*	-32
COB WWTP Salt Mitigation Upgrade Project_Time Impact Analysis 08.5				
MILESTONES				
MS01	PHASE 1 COMPLETION (450 CD AFTER NTP = 02/06/20 - 04/26/20 - 5/20/20 - 9/18/		07-May-21*	-231
MS01.1	PROJECT SUBSTANTIAL COMPLETION (4 WKS PRIOR TO MS02)		02-Aug-21	-32
MS02	PHASE 2 COMPLETION (820 CD AFTER NTP = 02/13/21 - 05/01/21 - 5/30/21 - 7/31/		02-Sep-21*	-33

MS01= 0 days / MS02 = -1 day

Summary inclement weather delay impact:

Milestone	Period	Calendar Day Impact	Cumulative Impact
MS01	Dec. 2020	0	0
	Jan. 2021	0	0
	Feb. 2021	0	0
	Mar. 2021	0	0
	Apr. 2021	0	0
MS02	Dec. 2020	-7	-7
	Jan. 2021	-6	-13
	Feb. 2021	-1	-14
	Mar. 2021	-8	-22
	Apr. 2021	-1	-23

Conclusion:

MWH concludes that the increment weather delay impact to MS02 milestone is 23 days. It is important to note that MS01 date has not been impacted by the inclement weather analyzed in this TIA08.

Corrections or comments made relative to submittals during this review do not relieve the contractor from compliance with the requirements of the drawings and specifications. This check is only for review of general conformance with the design concept of the project and general compliance with the information given in the contract documents. The contractor is responsible for confirming and correlating all qualities and dimensions; selecting fabrication processes and techniques of construction; coordinating work with other trades; an performing work in a safe and satisfactory manner.

Very truly yours,

Edmond Sayegh

EDMOND SAYEGH, P. E.

Sr. Construction Manager

City of Beaumont Waste Water Treatment Plant Salt Mitigation Upgrade Project

Time Impact Analysis 08

WM Lyles Co.

INTRODUCTION

The following narrative outlines the Time Impact Analysis procedure and findings relating to Unforeseen Event 08 – Inclement Weather Delays from December 2020 through April 2021. After performing the month-by-month windows analysis for the 14 weather days that occurred in this period, the total impact to the schedule was found to be 23 calendar days.

IDENTIFICATION OF SCHEDULE:

Schedule Update Base File:	Schedule Analysis File:
COB_UP23	COB_TIA08.1
COB_UP24	COB_TIA08.2
COB_UP25	COB_TIA08.3
COB_UP26	COB_TIA08.4
COB_UP27	COB_TIA08.5

TIME IMPACT ANALYSIS METHODOLOGY

The methodology used in this analysis follows a retroactive, "forward-looking" Time Impact Analysis (TIA) procedure. It compares the last approved schedule prior to the first impact event being analyzed to a copy of the same schedule with the addition of modeled schedule impact(s).

The modeled schedule impact events used in the analysis, herein are referred to as "Unforeseen Events" (UFEs), represent events that may impact the schedule and could not have been reasonably foreseen at the time of submitting the original bid for construction These events are beyond the control, and without fault or negligence of the General Contractor.

<u>Analysis procedure for TIA08:</u>

1. The last approved schedule (As-Planned Schedule) prior to first weather day being analyzed in TIA08 is the approved November 2020 Update, UP23.
2. The As-Planned schedule was copied to create the Impacted Schedule(s) of comparison (TIA08.1 – 5)
3. UFE(s) being analyzed were logically inserted into the Impacted Schedule of comparison. In this instance, original durations for specific activities were updated to reflect the additional time required to complete each impacted activity.
4. The affected Project Milestone(s) in the As-Planned schedule were compared to the affected Project Milestone(s) in the Impacted Schedule to quantify any impacts resulting from UFE(s).
5. This process was repeated for each subsequent update period impacted by inclement weather through the end of April 2021.

6. The resulting delay is broken down by impacted period and summarized by cumulative total in the Conclusion section of the narrative.

UNFORESEEN EVENTS

An Unforeseen Event (UFE) is defined herein as an impact to the project schedule that could not have been reasonably foreseen at the time of submitting a bid for construction and which is beyond the control and without fault or negligence of the General Contractor.

There have been a total of 67 unforeseen inclement (working) weather days which have directly impacted the critical path of the project schedule from the start of the project through the end of April 2021. 53 of these days have already been analyzed in a previous TIA. The remaining 14 weather days are broken down by period as shown below:

12/3/20, 12/8/20, 12/28/20, 12/29/20	(4)
1/25/21, 1/26/21, 1/29/21	(3)
2/12/21	(1)
3/10/21, 3/11/21, 3/12/21, 3/15/21, 3/31/21	(5)
4/26/21	(1)

UFE 08.1: INCLEMENT WEATHER DELAYS DEC 2020

During December 2020, 4 inclement weather days were recorded. Below is a screenshot comparing the as-planned schedule vs the weather impacted schedule for the analyzation period:

Milestone Comparison

Activity ID	Activity Name	Start	Finish	Total Float
COB WWTP Salt Mitigation Upgrade Project_NOV 2020				
MILESTONES				
MS01	PHASE 1 COMPLETION (450 CD AFTER NTP = 02/06/20 - 04/26/20)		06-Jan-21*	-255
MS01.1	PROJECT SUBSTANTIAL COMPLETION (4 WKS PRIOR TO MS02)		07-Jul-21	-94
MS02	PHASE 2 COMPLETION (820 CD AFTER NTP = 02/13/21 - 05/01/21)		04-Aug-21*	-95
COB WWTP Salt Mitigation Upgrade Project_Time Impact Analysis 08.1				
MILESTONES				
MS01	PHASE 1 COMPLETION (450 CD AFTER NTP = 02/06/20 - 04/26/20)		06-Jan-21*	-255
MS01.1	PROJECT SUBSTANTIAL COMPLETION (4 WKS PRIOR TO MS02)		14-Jul-21	-101
MS02	PHASE 2 COMPLETION (820 CD AFTER NTP = 02/13/21 - 05/01/21)		11-Aug-21*	-102

MS02: -7 Calendar Days

UFE 08.2: INCLEMENT WEATHER DELAYS JAN 2021

During January 2021, 3 inclement weather days were recorded. Below is a screenshot comparing the as-planned schedule vs the weather impacted schedule for the analyzation period:

Milestone Comparison

Activity ID	Activity Name	Start	Finish	Total Float
COB WWTP Salt Mitigation Upgrade Project_DEC 2020				
MILESTONES				
MS01	PHASE 1 COMPLETION (450 CD AFTER NTP = 02/06/20 - 04/26/20 - 5/20/20 - 9/18/		06-Feb-21*	-141
MS01.1	PROJECT SUBSTANTIAL COMPLETION (4 WKS PRIOR TO MS02)		04-Aug-21	-34
MS02	PHASE 2 COMPLETION (820 CD AFTER NTP = 02/13/21 - 05/01/21 - 5/30/21 - 7/31/		01-Sep-21*	-32
COB WWTP Salt Mitigation Upgrade Project_Time Impact Analysis 08.2				
MILESTONES				
MS01	PHASE 1 COMPLETION (450 CD AFTER NTP = 02/06/20 - 04/26/20 - 5/20/20 - 9/18/		06-Feb-21*	-141
MS01.1	PROJECT SUBSTANTIAL COMPLETION (4 WKS PRIOR TO MS02)		09-Aug-21	-39
MS02	PHASE 2 COMPLETION (820 CD AFTER NTP = 02/13/21 - 05/01/21 - 5/30/21 - 7/31/		07-Sep-21*	-38

MS02: -6 Calendar Days

UFE 08.3: INCLEMENT WEATHER DELAYS FEB 2021

During February 2021, 1 inclement weather day was recorded. Below is a screenshot comparing the as-planned schedule vs the weather impacted schedule for the analyzation period:

Milestone Comparison

Activity ID	Activity Name	Start	Finish	Total Float
COB WWTP Salt Mitigation Upgrade Project_JAN 2021				
MILESTONES				
MS01	PHASE 1 COMPLETION (450 CD AFTER NTP = 02/06/20 - 04/26/20 - 5/20/20 - 9/18/		09-Mar-21*	-172
MS01.1	PROJECT SUBSTANTIAL COMPLETION (4 WKS PRIOR TO MS02)		02-Aug-21	-32
MS02	PHASE 2 COMPLETION (820 CD AFTER NTP = 02/13/21 - 05/01/21 - 5/30/21 - 7/31/		30-Aug-21*	-30
COB WWTP Salt Mitigation Upgrade Project_Time Impact Analysis 08.3				
MILESTONES				
MS01	PHASE 1 COMPLETION (450 CD AFTER NTP = 02/06/20 - 04/26/20 - 5/20/20 - 9/18/		09-Mar-21*	-172
MS01.1	PROJECT SUBSTANTIAL COMPLETION (4 WKS PRIOR TO MS02)		03-Aug-21	-33
MS02	PHASE 2 COMPLETION (820 CD AFTER NTP = 02/13/21 - 05/01/21 - 5/30/21 - 7/31/		31-Aug-21*	-31

MS02: -1 Calendar Day

UFE 08.4: INCLEMENT WEATHER DELAYS MAR 2021

During March 2021, 5 inclement weather days were recorded. Below is a screenshot comparing the as-planned schedule vs the weather impacted schedule for the analyzation period:

Milestone Comparison

Activity ID	Activity Name	Start	Finish	Total Float
COB WWTP Salt Mitigation Upgrade Project_FEB 2021				
MILESTONES				
MS01	PHASE 1 COMPLETION (450 CD AFTER NTP = 02/06/20 - 04/26/20 - 5/20/20 - 9/18/		06-Apr-21*	-200
MS01.1	PROJECT SUBSTANTIAL COMPLETION (4 WKS PRIOR TO MS02)		29-Jul-21	-28
MS02	PHASE 2 COMPLETION (820 CD AFTER NTP = 02/13/21 - 05/01/21 - 5/30/21 - 7/31/		01-Sep-21*	-32
COB WWTP Salt Mitigation Upgrade Project_Time Impact Analysis 08.4				
MILESTONES				
MS01	PHASE 1 COMPLETION (450 CD AFTER NTP = 02/06/20 - 04/26/20 - 5/20/20 - 9/18/		06-Apr-21*	-200
MS01.1	PROJECT SUBSTANTIAL COMPLETION (4 WKS PRIOR TO MS02)		05-Aug-21	-35
MS02	PHASE 2 COMPLETION (820 CD AFTER NTP = 02/13/21 - 05/01/21 - 5/30/21 - 7/31/		09-Sep-21*	-40

MS02: -8 Calendar Days

UFE 08.5: INCLEMENT WEATHER DELAYS APR 2021

During April 2021, 1 inclement weather day was recorded. Below is a screenshot comparing the as-planned schedule vs the weather impacted schedule for the analyzation period:

Milestone Comparison

Activity ID	Activity Name	Start	Finish	Total Float
COB WWTP Salt Mitigation Upgrade Project_MAR 2021				
MILESTONES				
MS01	PHASE 1 COMPLETION (450 CD AFTER NTP = 02/06/20 - 04/26/20 - 5/20/20 - 9/18/		07-May-21*	-231
MS01.1	PROJECT SUBSTANTIAL COMPLETION (4 WKS PRIOR TO MS02)		30-Jul-21	-29
MS02	PHASE 2 COMPLETION (820 CD AFTER NTP = 02/13/21 - 05/01/21 - 5/30/21 - 7/31/		01-Sep-21*	-32
COB WWTP Salt Mitigation Upgrade Project_Time Impact Analysis 08.5				
MILESTONES				
MS01	PHASE 1 COMPLETION (450 CD AFTER NTP = 02/06/20 - 04/26/20 - 5/20/20 - 9/18/		07-May-21*	-231
MS01.1	PROJECT SUBSTANTIAL COMPLETION (4 WKS PRIOR TO MS02)		02-Aug-21	-32
MS02	PHASE 2 COMPLETION (820 CD AFTER NTP = 02/13/21 - 05/01/21 - 5/30/21 - 7/31/		02-Sep-21*	-33

MS02: -1 Calendar Day

CONCLUSION

WML is requesting that the Phase 2 Completion Milestone be extended an additional 23 calendar days to compensate for inclement weather delays from Dec 2020 – April 2021.

Milestone	Period	Calendar Day Impact	Cumulative Impact
MS02	Dec 2020	-7	-7
	Jan 2021	-6	-13
	Feb 2021	-1	-14
	Mar 2021	-8	-22
	Apr 2021	-1	**-23**

ATTACHMENTS

P6 Schedule Analysis File: COB_TIA08.1- Impacted Schedule (Nov 20)
P6 Schedule Analysis File: COB_TIA08.2- Impacted Schedule (Dec 20)
P6 Schedule Analysis File: COB_TIA08.3 – Impacted Schedule (Jan 21)
P6 Schedule Analysis File: COB_TIA08.4 – Impacted Schedule (Feb 21)
P6 Schedule Analysis File: COB_TIA08.5 – Impacted Schedule (Mar 21)

SBEMP
ATTORNEYS

ANGIE ARCILLA
arcilla@sbemp.com
FIRM ASSISTANT TO SONJA LEE

REPLY TO:
Palm Springs, California

October 4, 2021

CITY OF BEAUMONT PROFESSIONAL SERVICES THRU: 9/30/2021

TOTAL DUE: $96,635.73

Sincerely,
SBEMP, LLP

By: Angie Arcilla

SBEMP
ATTORNEYS

1800 E Tahquitz Canyon Way
Palm Springs, CA 92262
Fed. ID #33-0833010
Telephone 760-322-2275
Facsimile 760-322-2107

October 4, 2021

City of Beaumont
E-MAIL INVOICES

Our file no:
City of Beaumont*Iloputaife

Professional services through: 9/16/2021: Invoice # 66549

	Amount
BALANCE DUE – PLEASE SUBMIT PAYMENT:	$17,627.50

SBEMP
ATTORNEYS

1800 E Tahquitz Canyon Way
Palm Springs, CA 92262
Fed. ID #33-0833010
Telephone 760-322-2275
Facsimile 760-322-2107

October 4, 2021

City of Beaumont
E-MAIL INVOICES

Our file no:
City of Beaumont*Lee

Professional services through: 9/28/2021:

Invoice # 66550

	Amount
BALANCE DUE – PLEASE SUBMIT PAYMENT:	$6,748.60

SBEMP
ATTORNEYS

1800 E Tahquitz Canyon Way
Palm Springs, CA 92262
Fed. ID #33-0833010
Telephone 760-322-2275
Facsimile 760-322-2107

October 4, 2021

City of Beaumont
E-MAIL INVOICES

Our file no:
City of Beaumont*1062 Magnolia

Professional services through: 9/30/2021:

Invoice # 66482

	Amount
BALANCE DUE – PLEASE SUBMIT PAYMENT:	$1,210.00

SBEMP
ATTORNEYS

1800 E Tahquitz Canyon Way
Palm Springs, CA 92262
Fed. ID #33-0833010
Telephone 760-322-2275
Facsimile 760-322-2107

October 4, 2021

City of Beaumont
E-MAIL INVOICES

Our file no:
City of Beaumont*AIG

Professional services through: 9/30/2021:

Invoice # 66484

	Amount
BALANCE DUE – PLEASE SUBMIT PAYMENT:	$6,042.50

SBEMP
ATTORNEYS

1800 E Tahquitz Canyon Way
Palm Springs, CA 92262
Fed. ID #33-0833010
Telephone 760-322-2275
Facsimile 760-322-2107

October 4, 2021

City of Beaumont
E-MAIL INVOICES

Our file no:
City of Beaumont*Carpenters

Professional services through: 9/30/2021:

Invoice # 66485

	Amount
BALANCE DUE – PLEASE SUBMIT PAYMENT:	$247.50

SBEMP
ATTORNEYS

1800 E Tahquitz Canyon Way
Palm Springs, CA 92262
Fed. ID #33-0833010
Telephone 760-322-2275
Facsimile 760-322-2107

October 4, 2021

City of Beaumont
E-MAIL INVOICES

Our file no:
City of Beaumont*Fibracast

Professional services through: 9/30/2021:

Invoice # 66486

	Amount
BALANCE DUE – PLEASE SUBMIT PAYMENT:	$5,692.50

SBEMP
ATTORNEYS

1800 E Tahquitz Canyon Way
Palm Springs, CA 92262
Fed. ID #33-0833010
Telephone 760-322-2275
Facsimile 760-322-2107

October 4, 2021

City of Beaumont
E-MAIL INVOICES

Our file no:
City of Beaumont*Norton Rose

Professional services through: 9/30/2021:

Invoice # 66491

	Amount
BALANCE DUE – PLEASE SUBMIT PAYMENT:	$1,235.00

SBEMP
ATTORNEYS

1800 E Tahquitz Canyon Way
Palm Springs, CA 92262
Fed. ID #33-0833010
Telephone 760-322-2275
Facsimile 760-322-2107

October 4, 2021

City of Beaumont
E-MAIL INVOICES

Our file no:
City of Beaumont*Urban Logic

Professional services through: 9/30/2021:

Invoice # 66493

	Amount
BALANCE DUE – PLEASE SUBMIT PAYMENT:	$10,744.00

SBEMP
ATTORNEYS

1800 E Tahquitz Canyon Way
Palm Springs, CA 92262
Fed. ID #33-0833010
Telephone 760-322-2275
Facsimile 760-322-2107

October 4, 2021

City of Beaumont
E-MAIL INVOICES

Our file no:
City of Beaumont*Weka

Professional services through: 9/30/2021:

Invoice # 66494

	Amount
BALANCE DUE – PLEASE SUBMIT PAYMENT:	$82.50

SBEMP
ATTORNEYS

1800 E Tahquitz Canyon Way
Palm Springs, CA 92262
Fed. ID #33-0833010
Telephone 760-322-2275
Facsimile 760-322-2107

October 4, 2021

City of Beaumont
E-MAIL INVOICES

Our file no:
City of Beaumont-CCVillage

Professional services through: 9/30/2021:

Invoice # 66495

	Amount
BALANCE DUE – PLEASE SUBMIT PAYMENT:	$23.90

SBEMP
ATTORNEYS

1800 E Tahquitz Canyon Way
Palm Springs, CA 92262
Fed. ID #33-0833010
Telephone 760-322-2275
Facsimile 760-322-2107

October 4, 2021

City of Beaumont
E-MAIL INVOICES

Our file no:
City of Beaumont-FairwayCanyon

Professional services through: 9/30/2021:

Invoice # 66496

	Amount
BALANCE DUE – PLEASE SUBMIT PAYMENT:	$119.50

SBEMP
ATTORNEYS

1800 E Tahquitz Canyon Way
Palm Springs, CA 92262
Fed. ID #33-0833010
Telephone 760-322-2275
Facsimile 760-322-2107

October 4, 2021

City of Beaumont
E-MAIL INVOICES

Our file no:
City of Beaumont-Labor&Employ

Professional services through: 9/30/2021:

Invoice # 66497

	Amount
BALANCE DUE – PLEASE SUBMIT PAYMENT:	$2,222.90

SBEMP
ATTORNEYS

1800 E Tahquitz Canyon Way
Palm Springs, CA 92262
Fed. ID #33-0833010
Telephone 760-322-2275
Facsimile 760-322-2107

October 4, 2021

City of Beaumont
E-MAIL INVOICES

Our file no:
City of Beaumont-Legacy HP

Professional services through: 9/30/2021: Invoice # 66498

	Amount
BALANCE DUE – PLEASE SUBMIT PAYMENT:	$7,418.83

SBEMP
ATTORNEYS

1800 E Tahquitz Canyon Way
Palm Springs, CA 92262
Fed. ID #33-0833010
Telephone 760-322-2275
Facsimile 760-322-2107

October 4, 2021

City of Beaumont
E-MAIL INVOICES

Our file no:
City of Beaumont-NobleCreekRev

Professional services through: 9/30/2021:

Invoice # 66499

	Amount
BALANCE DUE – PLEASE SUBMIT PAYMENT:	$5,473.10

SBEMP
ATTORNEYS

1800 E Tahquitz Canyon Way
Palm Springs, CA 92262
Fed. ID #33-0833010
Telephone 760-322-2275
Facsimile 760-322-2107

October 4, 2021

City of Beaumont
E-MAIL INVOICES

Our file no:
City of Beaumont-OverRetainer

Professional services through: 9/30/2021:

Invoice # 66500

	Amount
BALANCE DUE – PLEASE SUBMIT PAYMENT:	$18,702.60

SBEMP
ATTORNEYS

1800 E Tahquitz Canyon Way
Palm Springs, CA 92262
Fed. ID #33-0833010
Telephone 760-322-2275
Facsimile 760-322-2107

October 4, 2021

City of Beaumont
E-MAIL INVOICES

Our file no:
City of Beaumont-Retainer

Professional services through: 9/30/2021:

Invoice # 66504

	Amount
BALANCE DUE – PLEASE SUBMIT PAYMENT:	$7,500.00

SBEMP
ATTORNEYS

1800 E Tahquitz Canyon Way
Palm Springs, CA 92262
Fed. ID #33-0833010
Telephone 760-322-2275
Facsimile 760-322-2107

October 4, 2021

City of Beaumont
E-MAIL INVOICES

Our file no:
City of Beaumont-UtilityAuthor

Professional services through: 9/30/2021:

Invoice # 66502

	Amount
BALANCE DUE – PLEASE SUBMIT PAYMENT:	$5,377.50

SBEMP
ATTORNEYS

1800 E Tahquitz Canyon Way
Palm Springs, CA 92262
Fed. ID #33-0833010
Telephone 760-322-2275
Facsimile 760-322-2107

October 4, 2021

City of Beaumont
E-MAIL INVOICES

Our file no:
City of Beaumont-VillageShopCe

Professional services through: 9/30/2021:

Invoice # 66503

	Amount
BALANCE DUE – PLEASE SUBMIT PAYMENT:	$167.30

BEAUMONT
CALIFORNIA

#ACITYELEVATED

DEPARTMENT PROJECTS
SCHEDULE UPDATES
September 2021

CITY CLERK

CITY CLERK'S OFFICE PROJECT SCHEDULE
September 2021

- **Records Indexing**
  - Records Indexing – IN PROGRESS
  - Laserfiche user-friendly clean up – IN PROGRESS
  - Electronic Scanning of all Permanent Records - UPCOMING

- **Public Records Requests for the Month of September**

Public Records Requests for the Month

Requestor	No. of Requests	Date Received	Response Date	Response Update	Status	Staff Time Allocated
C. Collins	2	Sept 1, 2021	Sept 1, 2021		Complete	.50 hr
L. Emerick	2	Sept 1, 2021	Sept 1, 2021		Complete	.25 hr
Accutrend	1	Sept 1, 2021	Sept 13, 2021		Complete	.50 hr
L. Barnhart	2	Sept 2, 2021	Sept 2, 2021		Complete	.25 hr
S. Pobee	1	Sept 2, 2021	Sept 7, 2021		Complete	.50 hr
K. Skinner	1	Sept 9, 2021	Sept 9, 2021		Complete	.50 hr
A. Purvis	1	Sept 12, 2021	Sept 12, 2021		Complete	.25 hr
M. Cantrell	4	Aug 4, 2021	Sept 14, 2021	Aug 16, 2021	Complete	3.50 hrs + legal hrs
S. Weis	1	Sept 9, 2021	Sept 22, 2021	Sept 20, 2021	Complete	.75 hr
A. Cooper	3	Sept 15, 2021	Sept 20, 2021		Complete	.75 hr
M. Murphy	2	Sept 20, 2021	Oct 8, 2021	Sept 29, 2021	Complete	2.50 hrs
M. Nelson	3	Sept 22, 2021	Sept 24, 2021		Complete	.75 hr
M. Nelson	3	Sept 24, 2021	Sept 26, 2021		Complete	.75 hr
E. Abano	1	Sept 27, 2021	Sept 27, 2021		Complete	.50 hr

Extended Time Required Public Records Requests

Requestor	No. of Requests	Requested Documents	Date Received	Response Update	Status	Staff Time Allocated	Costs Associated

Monthly Totals

No. of Requests	No. of Completed Requests	Staff Time Allocated
27	**27**	**12.25 hrs**

COMMUNITY DEVELOPMENT

COMMUNITY DEVELOPMENT UPDATE
Ending September 2021

- Housing Element Update
  - Staff received comments from the State on the DRAFT Housing Element Update and are preparing revisions
  - AFFH section is being prepared
  - Objective Design Standards are being prepared
  - Safety Element Update is under review

- Ordinance Updates
  - Accessory Dwelling Unit Ordinance will follow the Housing Element Update to comply with State law

- MSHCP – Western Riverside County Multiple Species Habitat Conservation Plan
  - Fee update took effect July 1, 2021.
    Staff is participating in the MSHCP Committee updating the handbook

- Planning Commission
  - The next Planning Commission meeting will be October 26, 2021.

- Grant applications
  - Staff is in the process of preparing a grant for a Citywide Climate Action Plan

- Code Enforcement
  - October is National Code Enforcement Month
  - Jack Huntsman completed CACEO certification
  - Newest Officer Jose Nunez is underway with CACEO certification courses

- Building and Safety Department Data for September
  - http://www.ci.beaumont.ca.us/DocumentCenter/View/2428

BEAUMONT
CALIFORNIA

Project Status Report

Project Number	Date Submitted	Applicant	Project Location	Project Description	Project Status	Anticipated PC Hearing Date	Anticipated CC Hearing Date
ENV2021-0017, PLAN2021-0656, PM2021-0009, PP2021-0388-0391, SP2021-0005	08/20/2021	Exeter	North side of Brookside Avenue, South side of Cherry Avenue, East of I-10 at 37101 and 37251 Cherry Valley Blvd.	Summit Station Specific Plan Amendment from residential to commercial, industrial and open space on 188 acres formerly known as the SunnyCal Specific Plan	In review, Scoping Meeting held 10/7/21	2022	2022
PP2021-0385 CUP2021-0059	7/28/21	Starbucks	449 E. 4th Street (old Denny's)	Starbucks with a drive-thru	In review	Nov/Dec	
07-ENV-001		Legacy Highlands SP	s/o SR 60 w/o Beaumont Ave.	Court required remedy of EIR deficiencies	Recission in process		Sept/Oct
PP2020-0317	10/12/2020	John Dykes McClure Machine	North side of 1st Street, East of Viele	17,000sf concrete tilt-up industrial building	Environmental under review		NA
SP2019-0003, PLAN2019-0283, PLAN2019-0284, ENV2019-0008	04/08/2019	JRT BP 1LLC	West of Jack Rabbit Trail, south of SR-60	Annexation, Specific Plan, GPA, EIR for development of 622 acres	Screen check Draft EIR in process, SP review in process	2022	2022
CUP2109-0033&34 PP2019-0209	06/03/2019	Jaswindier Singh Sondh	NWC Pennsylvania Ave & I-10	Proposed gas station, C-market with alcohol sales, quick service restaurant and car wash	Staff review of proposed revisions, CEQA review, CalTrans Issues		NA
ENV2019-0009	07/18/2019	ASM Beaumont Potrero Logistics	s/o SR 60 e/o Hidden Canyon just west of Potrero	Industrial development ~500K sf, would require annexation for small piece of land & entitlement process (ASM)	Screen check EIR in review	2021	2021
PP2019-0222 PM2019-0006	07/30/2019	Ari Miller, Santiago Holdings	NWC Beaumont Ave & Oak Valley Pkwy	Retail center w/possible grocery anchor, drive-thru restaurants, retail & gas station	Project revisions underway	2021	NA

CUP2019-0037 & 38							
PLAN2020-0544	12/2/2020	Terra-Gen	248 Viele	Battery Storage Facility	Final review of CEQA, project modifications requested	October	
CUP2020-0045	03/27/2020	Ramona's Mexican Restaurant	Ramona's Mexican Restaurant	Ramona's Custom Brews	Comments sent to applicant, pending revisions, On Hold per applicants request	Inactive	NA
CUP2020-0052	08/04/2020	Carrie Long	60 S. Palm	Pet Resort (Kennels & related facilities)	pending WQMP submittal	On Hold	NA
CUP2017-0001	05/24/2017	Colorado River Mobile Homes, LLC	36805 Brookside Ave.	Brookside RV Storage	Continued at applicants request	Continued indefinitely per applicants request	NA

Inquiries/Discussions/Not Filed

Location	Description
Walmart Fuel	Addition of gas station at Walmart
OVP Sign Program	Signs for 76 Station
Beaumont Crossroads II Sign Program	Signs for Hidden Canyon projects
Denny's Building	Demo and new construction
TTM33850 Richmond American Homes	95 Homes adjacent Seneca Springs
Oak Valley Parkway & Golf Club Drive	Restaurants & Retail Center
E/S of Potrero N/O SR 60 (Denley)	Mixed use development with residential, commercial & retail SP, EIR & Tract Maps required
Beaumont Avenue & 1st Street	38-acre mixed use development with apartments, modular homes & retail/commercial – would require GPA, SP, Tract Map, MND or EIR (Thrifty Oil)

COMMUNITY SERVICES_TRANSIT

Community Services-Transit
September 2021

Recreation

Upcoming Events

- Monster Mash – October 16th – CRC
- Trunk or Treat – October 31st – Sports Park
- Veteran's Day Parade – Nov. 11th – Beaumont Ave to City Hall
- Holiday Light Parade – Dec. 10th
- Soup-OR-Bowl (Superbowl LVI) Fundraising Event – January/February
- Veterans Expo – February/March
- FSA Senior Lunch Indoor eating and/or Grab and Go – Hot meals now being served to seniors every Thursday – can take weekly frozen meals home as well

Ongoing Programs (In-person) – *Chatigny Center now open to public*

- Chair Yoga – CRC - every Tuesday & Thursday
- Fit After 50 - CRC - Mon, Wed & Fridays
- BINGO – CRC - Fridays 10:30am-11:30am
- Senior Aerobics – Mon, Wed & Fridays – 9am
- Cookie decorating class – 1 class a month
- Pickleball: Mon, 11am-1pm & Tues, 8am-10am
- Open Basketball: Mon, 1:30pm-3:30pm & Wed, 1:30pm-3:30pm
- Parent and Me Ballet – October, Mondays - 4:30pm-5:15pm
- Introductory to Ballet – October, Mondays – 5:15pm-6pm
- Zumba – class schedule pending

Parks

Nicklaus Park

- Gates at dog park scheduled to be replaced – In-Progress
- Restroom – plumbing repaired and re-opened

Mt. View Park (Sundance)

- Request for bids for steel shade structure over large playground – bids received in July and in review
- Trees – scheduled to be trimmed and dangerous trees removed
- Park fertilized

Three Rings Ranch Park

- Park fertilized

Stetson

- Irrigation upgrades-completed
- Park fertilized
- DG (walking path) - re-graded to eliminate potholes
- Doggie pots (dog waste bags dispensers) – scheduled for replacement due to life span exhausted

Stewart Park

- Architect provided concept plans for Amphitheater for lower section of park
  - Include ADA path of travel requirements and required electrical relocation
- Ballfield demolition – completed
  - Due to limited lighted fields in town, permission was given to a sports league to use the lighted field until further construction is underway

Sports Park

- Park fertilized
- Walking path lighting repair – underway
- Mulch installation at south end of park – scheduled
- Bathrooms – stalls repaired after major vandalism
- Graffiti removed – three separate incidents

DeForge Park

- CDF vegetation removal in channel- On hold pending CDF return
- Restroom door to be replaced after vandalism – completed
- Solid waste receptacles – scheduled for replacement of lids
- Park fertilized
- Doggie pots (dog waste bags dispensers) – scheduled for replacement due to life span exhausted
- Irrigation – major irrigation issues repaired on multi-purpose field
- Soccer goal posts – replaced

Wildflower Park

- Tree trimming – scheduled
- Park fertilized

Shadow Creek Park

- Irrigation – major valve leaks repaired
- Park fertilized

Palmer Park

- Irrigation – major water lines repaired
- Park fertilized

Trevino Park

- Irrigation – minor repairs
- Park fertilized

Fallen Heroes Park

- Irrigation – major water lines repair - scheduled
- Park fertilized
- Graffiti removed

Grounds Maintenance

Rights-of-Way

- Graffiti Removal – Eight (8) locations
- Cherry Channel (south) walking path irrigation replacement – 95% completed
    - Valve replacements
    - Prep new drip line in anticipation of new landscape install
- City backflow devices inspection – completed
    - Those needing repairs – completed
- New stump grinder delivered and in service

Open Space and City Owned Lots

- Weed Abatement Program
    - Coordinating with CDF – Seneca Springs open space – on hold pending return of CDF
    - Contractor to submit bids for all city lots – under review
    - Stetson open space along freeway – completed
    - Marshall Creek – pending

Building Maintenance

Fire Station 66

- New ice machine - Ordered
- Electrical Engineer hired to review plans and determine appropriate design-walk through completed

City Hall

- All roof drains opened and cleaned out - completed
- Paint and Stucco RFP awarded –
    - Pre-Construction meeting held and swatches of paint color on backside of City Hall
    - Minor carpentry prep work underway by staff
- Veterans Day preparations underway

Police Department

- Enhance lighting in parking lot – In-Progress
- Obtaining quotes for minor roof repair to modular building
- Electrical and Generator Upgrades – In Progress

Chatigny Recreation Center

- New drywall in elevator mechanical room after water leak – 95% completed

Transit

Operations

- All bus routes are operating at full capacity
  - Masks required
- Free Fare Promotion – will end November 1st due to funds exhausted
- Routes 7 & 9- back in full service
- Service changes made to Casino Express and Commuter Link 125
- Branding Update:
  - Phase 1: Bus Wraps- Complete
  - Phase 2: Bus Stop Blades- In Progress
- EV Charging Station use:
  - September: 50 unique drivers, charging for 201 sessions
  - EV Charging Rate Increase being discussed and will be presented to Council
- New EV shuttles – new buses received and are being wrapped with new paratransit marketing logos. Will be available for public viewing at the Walmart bus stop grand opening – October 22nd
- 3 new buses are in service both fixed and commuter routes
- Smog inspections on vehicles that are required this year have begun being tested

Spotlight on Social Media

- Employee Spotlight- Carlos Marquez

Capital Improvement Plan Projects

Stewart Park Project – 3.95M

- City Council approved conceptual plan January 19th
- Geotechnical survey contract awarded
  - Boring completed – final report completed
- Demolition Work of Pool and Pavilion Buildings – completed
- Electrical engineering – engineering design work pending engagement of consultant
- Landscape architect retained to design bandshell and multi-purpose fields
  - Designed received and in review
- Meeting held with Water Odyssey
  - Contract awarded for design
  - Preliminary design received and in review
- Street vacation of 10th Street
  - City Council approved – October 5th

Rangel Park Ballfield Lights, Electrical and Playground - $500,000

- Geotechnical engineering – completed

- Electrical engineering – engineering design work awarded to KEWO Engineering
  - Preliminary design and cost estimate recommendations received by staff
- Splash Park – scope and quote received for design
- Landscape Architect retained for pre-construction plans
  - Initial design of ballfield received and in review
- Civil Engineer retained for topography and grading/drainage plans - completed

Playground Shade Covers Phase I - $250,000

- Request for bids out to public for steel shade cover construction – Bids received and in review

Compressed Natural Gas Fueling Station

- So Cal Gas meeting to discuss tariff agreement – ongoing
- Application for new gas service - Completed
- Presentation to Council coming soon

Bus Shelter Project- Walmart - Completed

- Contract awarded- August 3rd City Council Meeting
- Grand opening/Ribbon Cutting – October 22nd

Grants

- Carl Moyer Program – SCAQMD - $600,000
  - Application approved at January 15th meeting
  - Additional funds to be used for CNG station
- Prop 68 Per Capita Grant - $177,952
  - Approved by City Council to apply for funding to improve Three Rings Ranch Park
  - Design drawings received and will be presented to residents for review and input
- Circle 4 Tree Planting Grant
  - CaUFC (California Urban Forest Council) will provide the City approximately 70-100 15-gallon trees which will include stock and labor to ensure proper installation by volunteers and WCA, Inc (West Coast Arborist).

ECONOMIC DEVELOPMENT

ECONOMIC DEVELOPMENT
September 2021

RFPs Underway

Major Projects

Retail Market Analysis

- Work is underway with The Retail Coach
  - Retail Market Analysis Complete
  - Promoting custom cell-phone analysis to all small businesses in the City
  - Site Profiles underway
  - Attraction is underway – Recruitment Sprint #2
  - Drafting Opportunity Site Profiles
  - Prepping materials for regional ICSC conference in December 2021

Covid-19 Response

- Back to Business Committee
  - Business Survey
  - Resident Survey
  - Business Outreach
  - Stay updated with State Guidelines and Reopening plans
  - COVID-19 Complaint Business Package
  - Small Business Grant Program – Round 2 funding has been distributed

- American Rescue Plan
  - Provides direct funding to each City in two payments
  - Reviewing eligible uses for these funds. New guidelines coming soon
  - Funds must be expended by 2024

- Major Employer Discussions
  - ICON is seeing a huge increase in orders and shipping
  - Wolverine has leveled out
  - CJ Foods is in full production
  - Rudolf Foods is expanding its operations and is hiring 40 new employees
  - Priority Pallet is starting to recover
  - Amazon is happy with their location
  - All are experiencing Hiring and employee retention issues

- Business Resource Information is available on City website
  - Reopening plan guidance docs for each industry
  - Disaster loans, Small business grants and Paycheck Protection Program links
  - Utility benefit info
  - Small business development assistance
  - Programs to help small business retool and adapt their business plan and strategy
- Revised sales tax projections and project absorption for FY21
  - Expand modeling on sales and property taxes for impacts from COVID-19

- Update recession indicator model with new datasets
- Riverside County to unveil microbusiness loans of $2,500 per business. Details and timing coming soon

Retail Recruitment Strategy

- Review of information and needs associated with establishment of the program
- Retail recruitment has changed, and the City's efforts must adapt to stay competitive
- Continue to review and come up with ideas on streamlining permit process
- Market Analysis completed
- Working to update Economic Development portion of the website to include data and info site selectors and corporate execs are looking for

Economic Development Strategic Plan

- Partnership established with UCR for business and entrepreneur development
- Potential partnership with CVEP for business development and resource seminars
- Partnerships developed for datasets and review of statistics
  - UCR
  - Working on MSJC
- Targeted Industry Groups
  - Fulfillment centers, high-tech manufacturing, additive manufacturing, healthcare, renewable energy sources, logistics technology clusters
  - Hotels, entertainment outlets, sit-down restaurants, retail businesses
  - Market Analysis will kickstart this effort using new datasets and industry matching
- Monthly workforce training events held each month on 2nd Thursday (Next Date is November 4)
- Focus has shifted towards Retail recruitment and Marketing functions for 2021
- FY22 programs being developed now
  - Small Business and Large Employer Meetings held in October. These will be held quarterly or more frequent based on special circumstances.
- Working on new website content and design. Working to secure new URL for the website

Downtown Campus/Facilities Master Plan Project

- Working to update based on newly adopted Downtown Plan

Sales Tax and Property Tax Review

- Review and analyze quarterly sales tax and annual property tax revenues
- Make suggestions and action plans on results
- Targeted sectors, business outliers and discrepancies
- Growth projections
- Incorporate this data into the multi-year fiscal model and annual budget
- Property tax dataset from years 2000-2018 – completed
- Working through revenue models based on home sales and sales tax updates

Economic Fiscal Impact Model Review (part of General Plan Update)

- Review inputs and test model
- Run various test projects to determine calibration

Budget Modeling and Review

- Working to develop a robust and sound fiscal model based on a true data set that can be trusted
- The model will be able to project future revenues and growth projections to make better financial choices today
- Working on economic indicator review for downturn/recession planning opportunities
- Partnership with Claremont McKenna College Professor in Economics Dr. Keil
- Developing commercial /industrial absorption model with revenues
- Working on expense model per development type
- Recession indicator model
- New required revenues model under development, based on new fiscal forecast deficit in 2024
- Recession Indicator Model previously created being reviewed to track leading indicators

Coordination with Multiple Departments on Projects

- Work on current / future projects, capital projects, Capital Improvement Plan, Design Review Committee, review of Planning applications and projects
- Serve as city liaison for private industry for each city department

Economic Development Committee – Next meeting November 10, 2021

Grant Management

- Developing City Grant Policies and Procedures
- Developing Grant tracking worksheet
- Reviewing funding opportunities

Foreign Trade Zone

- Working with City of Palm Springs or March JPA to potentially expand their zone to include Beaumont
- Develop strategy to work through US Customs to get the approval of alternative site framework application
- Working on next steps.
- A path forward has been determined but requires additional funding for a customs officer to cover the expanded zone area
- Working with Riverside County to identify possible funding sources

Business Retention and Expansion Events

- Programming next series of events and training seminars for post pandemic
- Partnering with UCR, RivCo EDA and Coachella Valley Economic Partnership
- Contact small companies in need of assistance and resources
- Retraining Program
- Small Business and Large Employer Ambassador Meetings
- Annual City Job Fair scheduled for November 10th, 2021. Businesses are signing up now.

Current Development Projects (building now)

Sundance Corp Center

- Building 1 and 2 almost completed
- Building 3 working on Tenant Improvements

- Working to fill remaining retail/in-line space

San Gorgonio Specific Plan

- Commercial property between 1st and 2nd streets from Kohls to Center Pointe (across from Walmart)
- Most attraction efforts are completed: A select few inline suites are still available.
- Now Open: Flip Flop Shop
- Building starting soon: Sherman Williams
- Now open are Grocery Outlet, In-N-Out, Raising Cane's, Five Below, Jersey Mikes, El Mariachi Mexican Take-Out, Bright Now Dental, Ulta Beauty, CinemaWest and AT&T Store
- Building is continuing and most tenants are still planning on opening this year, restrictions permitting.

Major Development Projects - Potential

Denley – Beaumont Village Specific Plan

- 300-acre specific plan with Commercial/Residential/ Mixed use project
- Between Oak Valley Parkway and SR 60, east of Potrero Blvd.
- Entire project is not included in BCVWD Urban Water Management Plan

Crossroads Logistics - Amazon

- Revised job numbers from Amazon is now 3,300 for this facility

Crossroads II Logistics (Hidden Canyon)

- McDonald Property Group is new owner
- Had multiple meetings with interested parties (developers and end users)
- Working to attract targeted industry groups per the EDSP
- Currently working on tenants for the 1 million sq. ft. building
- Have a lead on the second building as well

Commercial property at Oak Valley Parkway / Beaumont Avenue

- Working with landowner and broker to attract key tenants for the center
- Current leads are Farmer Boys, 7-Eleven with gas, drive-thru Starbucks

Commercial property at Oak Valley Parkway / Desert Lawn Drive

- Project submitted with new Gas Station and Drive Thru restaurant

Commercial property at Eighth Street / Highland Springs Avenue

- Small 1.5-acre site
- Recruitment completed
    - 7-Eleven with gas
    - Dutch Bros Coffee

Other Project Leads

Miscellaneous leads for projects that I have worked on in the last 12 months. These range from simple phone calls to complete meetings with developers, architects and engineers.

- Commercial property at Oak Valley Parkway / I-10
- Commercial property at Oak Valley Parkway / Golf Club Drive

- Commercial property at Beaumont Avenue / 1st Street
- Commercial property at Pennsylvania / 6th Street
- Commercial property at Pennsylvania / 1st Street
- Commercial property at 6th Street and Xenia Avenue
- Residential property at 6th Street and Xenia Avenue

Other Items

- Hotel Incentive Package
- City Incentive Package/Policy
- Downtown Parking Ordinance
- Food Truck event analysis
- Top 10 Commercial Broker meeting program
- Development of Chamber of Commerce partnership
- US EDA – Potrero PH2 Grant
- Food Truck Ordinance review
- Young Professional Networking Program
- Business of the month program with Chamber of Commerce has been created

FINANCE

FINANCE DEPARTMENT
September 2021

SPECIAL PROJECTS

- Tyler software
  - Payroll/HR Module – this project will consolidate payroll and HR within the primary City financial system. The City Council approved funding for this project at the December 15, 2020 meeting. This project will move forward with implementation contemplated by July or August 2021. Payroll Configuration started on 05/10/21. Payroll went live on August 27,2021.
  - Cost Allocation and Fee Study– need to update for both grant indirect rate purposes and for fee adjustments. Cost allocation RFP went out and Proposals are due by 10/29/21.
  - Exploring alternative solution to Business License software needs – project is on hold
  - Tracking Accounts receivable through Tyler – project is on hold
- City Audit – The City Auditors, RAMS, began fieldwork on 10/11/21 and will be working with city staff for the next 2 weeks. They plan to finalize the reports by the end of December.
- Transit Audit – The Transit Auditors, Eide Bailly, began fieldwork on 10/06/21 and have plans to finalize their report by the end of December.
- FEMA grant – application submitted successfully by the City. Costs associated with responding to the Covid-19 emergency are being tracked and documented. The City has submitted several projects and expects to submit additional projects in the first quarter of calendar 2021. Initial funding decisions should occur in April 2021. Two claims have been approved, others are still in review. We received our first FEMA reimbursement on 09/02/21 for $10,369.19 for PD overtime.
- CARE (COVID Relief Fund) – the City is eligible to receive up to $635K in Federal Funding through the State. As of November 19, 2020, City has received all of these funds. Following the receipt of Federal funds, the City Council created a General Fund supported Covid Relief program in the same amount as the Federal funds received.
  - Business Grant awards are complete and funds have been disbursed. The Council decided to move forward with a second round of funding. The second round of business grants was processed and payments issued on March 19, 2021.
  - Household assistance applications have been received and payments have been issued to qualifying households.
  - To date, approximately $400K of these funds have been expended.
- Treasury's Coronavirus State and Local Fiscal Recovery Funds – The City is eligible to receive funds in the amount of $7,306,318.00. The application for these funds has been submitted and the first tranche of funds was received on 6/7/2021. The second tranche will be released 365 after receiving the first tranche. Premium pay was authorized by City Council and was processed on 6/25/2021 in the amount of $1,833,584.60.
- 2021-22 Overhead Allocation and Transfers -these are completed quarterly. These and other transfers have not been completed yet.

- Internal Service Funds – the CC approved the creation of 4 new internal service funds. This includes:
  - Facility Maintenance/ Replacement Fund
  - Vehicle Replacement Fund
  - Equipment Replacement Fund
  - IT Equipment Replacement Fund

These funds will be incorporated into the FY 2022 budget process with allocations to the funds from departments based on a utilization basis.

- New processes and procedures
  - Investment policy/ Investment process – the policy has been approved by City Council an investment advisor selected. The setup work is underway and an updated policy with recommendations from the investment advisor was approved by Council on 5/18/2021. Investment program is in process and currently waiting for market conditions to improve to implement.
- Compliance with Developer Agreements
  - KHOV
    - Fee credits for prepaid Sewer Capacity DIF reconciled monthly (overpayment has been identified – refund to developer completed)
    - Park fee credits reconciled monthly
    - All Bond proceeds available to KHOV for 2016-4 have been paid
  - Pardee
    - Park fee credits and prepaid DIF reconciled monthly.
    - IA 8F bonds issued and proceeds sent to Pardee.
    - Pardee was billed and has paid prepayment for FY 2021 after DIF and TUMF credits were included in the computations.
    - Pardee requested and was paid the Paygo funds from IA 8F
  - RSI
    - Fee credits for prepaid Road and Bridge DIF completed
- Compliance with TUMF Credit Agreements
  - Pardee
    - Potrero Phase II
    - Pennsylvania Widening
    - Oak Valley Interchange
  - Lassen
    - 4th Street Extension (Grading)
  - Crossroads
    - 4th Street Extension (Paving)
- Processing of CFD Prepayment Requests
  - Program restarted October 2017
  - Process "dark" from 6/1 through 9/30 for tax roll assessment processing
  - Received #20 requests to date (one received May 2021)
  - Received #19 full payoffs to date
    - Total $325,527.39 for debt service
    - Total $10,739.38 for future facilities
  - All funds transferred to Trustee for retirement of bonds
  - Bonds retired to date = $180,000
- Management of Existing Bonds

- Special District Report for Beaumont Finance Authority Due 01/31/21 – report completed
- Special District Report for Beaumont Public Improvement Authority Due 1/31/21 – report completed
- Next Debt Service Payment Due 03-01-21

- Refunding Bond Issuance completed for IA 8C and IA 17B
- Refunding Bond Issuance completed for IA 7B, 7C, 17A, 19C and 20
- Bonds issued for CFD 2019-1
- SCO Filings Due for FY21 1/31/2022
  - Not yet filed
- AQMD FY21 filing – February 2022
- File FY 2021-22 City Budget with the County of Riverside – will file when budget book is complete
- CFD Assessments Costs (Parks/Maintenance/Administration)
  - Reporting CFD Revenues Generated by IA – Recording in the general ledger as received from the County of Riverside
    - Segregation of funds: #250 Administration, #255 Maintenance, #260 Public Safety, #265 Facilities, #510 Pay-Go, #840 Bond Debt Service, #850 BFA, #855 BPIA
  - Demonstrate Means/Methods for CFD Fund Allocations – Working on best way to identify/capture data:
    - Park Maintenance
    - Parkway Maintenance
    - Public Safety
    - Other

  This project will be re-initiated and considered as part of the cost allocation project this summer.

- IA 8F – Bonds issued – net proceeds approx. $12.3 million sent to Pardee in compliance with settlement agreement and acquisition agreement. The vast majority is a return of DIF and TUMF fees.
- Pardee – pay go reimbursement request filed for Area 2016-2 – request of $340,726 – Completed
- Pension Liability Analysis and Options – reviewed by CC at the March 3, 2020 meeting. The City Council allocated $2.5 million in General Fund reserves to be used in addressing the pension liability. Staff will provide the CC with an overview of options including pros and cons of those options. Updated Council September 21, 2021. Will bring back options and financial models November 2021.
- FY 22/23 Budget – Staff will begin the budget process for the FY 2022-23 budget kick-off meeting scheduled November 15, 2021.
- Budget book development using new software in in process. Final book is planned to be completed by October 2021.

ONGOING WORK

Bank reconciliations (all banks and trustee accounts)

NOTE: Citibank Operating Account reconciled through 08/31/21
Payroll and Workers Comp Accts reconciled through 08/31/21
All other accounts reconciled through 09/30/21.

All Trustee accounts reconciled through 8/31/21

Daily cash receipts data transfer into the general ledger
Weekly accounts payable processing
Timely recording of payroll and related entries
Review and reconciliation of all DIF monthly
Review, reporting of MSHCP and TUMF monthly
General ledger review and reclassifications as needed
Review of budget to actual activities
Monthly financial reporting to Finance Committee and City Council
Review and analysis of Project accounting monthly

- Review of project budgets to CIP
- Reconciliation of revenues recorded
- Reconciliation of expenses incurred with Public Works
- Reconciliation with general ledger entries

Development of Policies and Procedures (continuous)

Transparency

- General ledgers are redacted and uploaded
- Wilmington Trust statements are being held due to redaction issues-ONLY available to view over the counter
- Paid vendor invoices are scanned and uploaded to portal within reasonable time frame
- Bank statements and reconciliations uploaded through January 2021
- All Bond fund requisitions are redacted and uploaded

UPCOMING PROJECTS

Business license program management
Inventory management – for equipment this will be updated during the fall of 2021 using the new Fixed Assets module
Travel Policy – needs to be created
Looking at implementing an automated AP payment through Tyler – in process
Further Automation of Accounts Payable and Accounts Receivable processing
A complete review of all financial policies will be undertaken during FY 2022 to determine missing elements and needed updates.

GRANTS

The Community Development Department took on the task of tracking all grants received by the City and coordinated with the Finance Department. A complete listing of existing Grants and projected Grants was provided to the Finance Committee and City Council in June 2020. This listing will be updated and maintained. In process of completing a grant policy and procedures. A multi-department effort to coordinate and track grants is underway.

INFORMATION TECHNOLOGY

INFORMATION TECHNOLOGY
September 2021

Tyler Upgrades – IN PROGRESS

- New Payroll Software – Completed
- Business License software module research.
- Civic Engagement software (EAM) demo to replace PMM.
- SolarAPP+ Running proof of concept with Tesla

City Hall – IN PROGRESS

- New upgrades to data center being presented to Council.
- PC Deployment in progress.
- Remodel and moves in place.
- New phone upgrade in place. – Completed
- 2 Code vehicle being retrofitted with toughbooks.

Police Department – IN PROGRESS

- Will have analytics to provide for staff for better information of service needs.
- Retrofit a few new vehicles with Toughbook's and cradle points.
- Upgrades to Data Center at PD being presented to Council.
- New RIPA AND DOJ Compliance modules being tested.
- Mark43 and DOJ project still in place.

CAD\RMS System for Public Safety (PD)– IN PROGRESS

- New Internet line for Riv Co installed
- NG911 DOJ on schedule
- Additional vehicle retrofit with CAD access.
- Vehicle Location Service being tested.

Wastewater Plant –*IN PROGRESS*

- Phase 1 & 2 of networking at WWTP completed.
- New Internet Upgrade and phones system Install - ETA Nov 1.
- New redundancy IT measures being explored.

Albert Chatigny Community Center AC Controls

- Testing new AC controls with Directive from Parks & Rec.
- New Rec Software and membership scanner test.

IT Strategic Plan – IN PROGRESS

- Creating an IT strategic plan for City Manager.
- Looking at efficient ways to save city money on telco services.
- Provide GIS assessment -added to Budget request.
- Identify needs for City of Beaumont post Covid-19. Will include in strategy.
- Looking at options to bring a third party for holistic assessment of security needs.
- Meeting to discuss budget and ongoing projects to align to Beaumont's vision.

PUBLIC INFORMATION

PUBLIC INFORMATION PROJECTS UPDATE
September 2021

Projects

- ~~9/11 Proclamation – going to CC on 9/7/2021~~
  - ~~Prepare Resolution~~

- Communications Strategic Plan
  - ~~Need Staff Report/Presentation to City Council~~
  - Updating the 2018 plan to include new goals and objectives to advance the City communications and marketing efforts.
  - Style Guides both City/PD
  - Media Kit on website
  - PD Email Distribution
  - Calendar for annual and upcoming events
  - Daily posting (Mon-Fri)

- City App
  - Design/Function

- ~~Branding Phase 2~~
  - ~~Initiated project with JPW Communications for design of secondary branding elements~~
  - ~~Returning to City Council in September 7th with Council requested changes~~
  - ~~Project estimated to be complete by October~~

- Citizens Academy
  - ~~Finalize class dates/times~~
  - ~~Advertise/Event Sign up~~
  - Course Curriculum/Schedule

Veteran's Day Parade
  - ~~Application for Parade~~
  - ~~News Release Grand Marshal~~
  - ~~New Release Parade/Ceremony~~
  - Veteran Yard Signs
  - Reminders/Road Closures for Event

- CIP Book
  - ~~Kickoff meeting with consultant to discuss project~~
  - ~~Consultant provided outline/scope~~
  - Draft Brochure Provided

- Downtown Vision
  - Developing a visual marketing piece which highlights CIP projects, streetscapes, placemaking, and city branding for the downtown area.
    - Materials will be utilized to market the area to investors and developers

- Economic Development
  - Branding/Website Development
  - Kyle providing detailed framework for website

- Public Education
  - Government 101
    - Districts
    - Planning Commission Spotlight
  - Planning/ED
    - Commercial site selection and development process flowchart to educate residents on new businesses coming to Beaumont
    - FAQ Page for website
  - Public Works
    - Traffic Projects

- Website Updating
  - ~~Have contract for photographer~~
  - ~~September 29/30th photographer to take photos of PD/City Hall~~
  - Waiting for photos to be edited and provided to the City
  - Update content on pages

- Advertising/Misc. Outreach
  - ~~Recall election posts scheduled~~
  - ~~Save the Date: Monster Mash~~
  - Free Fare on Beaumont Transit/Masks Required
  - #WMWednesdays
  - ~~Facility rentals~~
  - How to submit service requests online – on-going
  - COVID-19 updates – Ongoing
  - ~~Ballet Classes~~
  - Tuesday Instagram Engagement
  - Letters to Santa
  - City wide Decorating Contest
  - Rumba Classes

- Misc. Projects
  - Updating website with wastewater survey information for businesses – no details from department
  - Mayor Mondays – on-going

- Updating website with Housing Element/SM Blast – Complete until next workshop
- Creating updated slides for TV channel
- Kiosk Graphics – Update/On-going
- AB 1475 – Booking Photo Review
- ~~Military Banner Applications~~

Local Events

~~Coffee with a Cop – September 9/9~~
Ribbon Cutting Michelson Park – Tree planting Clean Air Day 10-2 - POSTPONED
Monster Mash 10-16
Community Clean up 10-30
Trunk or Treat 10-31
Job Fair 11-10
Veteran's Day Parade -11-11
Christmas Parade 12-8
Shop with a Cop 12-8
Operation Santa 12-8

Social Media Followers

*What is the Difference Between **Likes** and Follows? … A Like is a person who has chosen to attach their name to your Page as a fan. A **follower** is a person who has chosen to receive the updates that you post in their news feed (subject to the Facebook algorithm of course).*

- Facebook
  - City Account –9,023Followers (-174)
    - 1 individual Direct Messaged (DM) us
    - Highest performing post in September: Employment Opportunities
      - Reach: 5,600
  - Parks and Recreation – 1,217Followers (-95)
    - Highest performing post in September: Walmart Bust Stop Temp Closure
      - Reach: 3,700
  - PD Account –12,584 Followers (-28)
    - Highest performing post in September: Investigation: Swatting Call
      - Reach: 15,600
- Twitter
  - City 2,640 Followers (+2)
  - PD 1,966 Followers (+19)
- Instagram
  - City 3,497 Followers (+46)
  - PD 7,650 Followers (+40)
- Nextdoor
  - City and PD 12,625 Members (+353)
    - 8,544 claimed households

Misc.

- eNewsletter/ News releases

    - 3,136 registered contacts (-8)
- Notification sign-ups
    - calendar of events - 944
    - City Council – 721 (-13)
    - EDC – 225 (+0)
    - FAC – 159 (+0)
    - Planning Commission – 569 (-13)
    - Construction Updates – 1239 (-16)
    - Homepage news – 204 (+1)
    - PD Homepage News – 21 (+2)

PUBLIC WORKS

PUBLIC WORKS UPDATE
SEPTEMBER, 2021

- Pavement Rehabilitation
  - Staff prepared bid package based on preliminary streets list presented to CC on 04/20 and feedback obtained therein.
    - Project has been advertised and bids were opened 08/06/2021
  - City Council Approved contract with AAA paving on 09/07.
  - Notice to proceed has been provided and pre-construction meeting held. Currently scheduling construction commencement within the next few weeks.

- Sewer System Master Plan
  - Data request from Consultant has been completed and fulfilled.
  - Mesa Lift station survey is complete, consultant preparing accurate "as-built" record drawings and is complete.
  - City-wide Hydraulic Model initial draft has been reviewed and new development projections have been loaded and is operational.
  - Lift Station assessment draft completed.
  - Population and development projections are complete.
  - Data collection and assessment of Wastewater System is complete.
  - System wide condition/capacity assessments are complete.
  - Capital Improvement Plan Development draft is complete.
    - CC workshop held on July 22.
  - Sewer system Draft Master Plan has been provided. Staff targeting adoption of Master Plan by CC in November

- Highland Springs Interchange ~ No Change
  - Cooperative Agreement Amendment with the City, RCTC, and Banning for the preparation of Project Approval and Environmental Document (PAED) for the Highland Springs Interchange Project approved by CC.
  - RCTC is the lead in preparing the report with input from both the City of Beaumont and Banning.
  - Funding for the PSR and PAED from WRCOG settlement.
  - Updated Project Traffic Forecasting and Operational Analysis (TFOA) has been returned with minor comments which have been addressed.
  - The Preliminary Environmental Analysis Report (PEAR) has received minor comments which have been addressed.
  - Completion of PSR is pending.

- Potrero Phase 2
  - Staff looking at potential further phasing of interchange ramp construction. Potential modifications include revising proposed 6 ramp interchange (4 on-ramps & 2 off-ramps) to a 4-ramp interchange and delaying additional 2 on-ramps to future date in which traffic volumes warrant construction.
  - Staff looking at other grant opportunities, potential funding solutions.
  - Direction has been provided to determine feasibility of modified approach.
    - Traffic Analysis to be revised to ensure modified approach will operate at appropriate level of service for 15 years
  - Fee proposal to revise traffic in accordance with direction provided has been received and is under review.
    - Staff took a Professional Services Agreement to authorize additional analysis supporting 4 ramp proposal at 09/07 CC meeting. Staff will also brought forth a TUMF reimbursement agreement to pay for additional analysis.
  - PSA has been executed, kick off meeting has been scheduled.
  - Initial data collection and modeling has commenced.

- Highland Springs Signal Timing
  - Concurrence has been received, and three-party MOU between Banning, Beaumont, and Caltrans was approved at the 12/01/2020 CC meeting.
  - Maintenance agreement between Beaumont and Banning was approved at the 12/15/2020 CC Meeting.
  - Kick-off meeting has been held and staff currently preparing proposed timing for affected intersections for Caltrans review.
    - Proposed timing has been approved by Caltrans.
  - Timing has been implemented and is in effect. Staff will continue to monitor to assess operational compatibility.

- Pennsylvania Avenue Widening
  - Environmental consultant released to prepare CEQA document
    - Draft environmental document (Mitigated Negative Declaration) completed and under review.
    - CC adopted Mitigated Negative Declaration at 08/17 CC meeting
  - Staff currently working with regulatory agencies to obtain required environmental permitting. Targeting project bid by the end of 2021.

- Pennsylvania Avenue Railroad Grade Separation ~ No Change
  - Consultant directed to perform cost analysis for Riverside County Flood Control District master plan storm drain improvements as part of project. Staff able to get Flood Control to authorize up to $5.3M in current budget.
    - Proposed design allows improvements to stay within Pennsylvania Ave., potentially avoiding significant environmental constraints associated with realigning outside City right-of-way. Feasibility is being confirmed.
  - Consultant is working on the 35% plans, specifications, and engineering.
  - Current contract has limited consultants' obligation to 35% design. Staff is searching for additional funding to engage consultant to complete design.

- Pennsylvania Avenue Interchange ~ No Change
  - Staff has had several meetings lately regarding traffic analysis and future compliance with Vehicle Miles Traveled (VMT) guidelines.
  - Caltrans will allow City to be lead agency for environmental clearance which should help facilitate project.
  - Staff has been able to obtain Caltrans concurrence regarding project study radius and intersection identification. City will not be required to include projects outside of our jurisdiction. Additionally, the recently completed traffic model runs for our General Plan can be utilized for study horizon year data saving time and cost of additional modeling.
  - Traffic Operations Analysis Report (TOAR) being revised to include recent General Plan traffic model runs.

- West Side Fire Station
  - Consultant has submitted for fourth review of complete design package (Civil, Architectural, and Landscape).
    - Final plans approved
  - Several environmental studies and reports are currently underway, including:
    - Habitat Assessment and Constraints Analysis - Complete
    - Biological Resources Report - Complete
    - Determination of Biologically Equivalent or Superior Preservation (DBESP).
      - Completed and sent to Regional Conservation Authority and Wildlife Agencies with anticipated review time of 60 days.
    - Jurisdictional Delineation - Complete
  - Environmental consultant currently preparing Initial Study/Negative Declaration

- Line 2, Stage 1 Drainage Project
  - Cooperative funding agreement was approved by CC on 09/01 and also approved from Riverside County Board of Supervisors
  - Professional Services Agreement awarded to EXP at the 12/15/2020 CC meeting.
  - Project has kicked off. Consultant initial step is to address any downstream limitations (Seneca wash) and identify potential mitigations.
    - Analysis has been identified and staff now working with consultant on preferred design approach.

- Second Street Extension
  - Phase 1 of project complete which included
    - Preliminary design
    - Preliminary cost estimate
    - Preliminary environmental assessment
  - Phase 2 of project kicked off as authorized by CC on 03/16/21 meeting.
    - 1st submittal drawings have been submitted and reviewed. Consultant currently working on preparing 2nd submittal.

- By the Numbers ~ Running 12 month total of permits and inspections
    - Includes the following:
        - Encroachment permits issued.
        - Offsite improvement permits associated with residential developments issued.
        - Offsite improvement permits associated with commercial developments issued.
        - Commercial development inspections.
        - Residential development inspections.
        - Commercial development plan checks.
        - Residential development plan checks.

PUBLIC WORKS
MONTHLY PERMIT INFORMATION
RUNNING 12 MONTHS

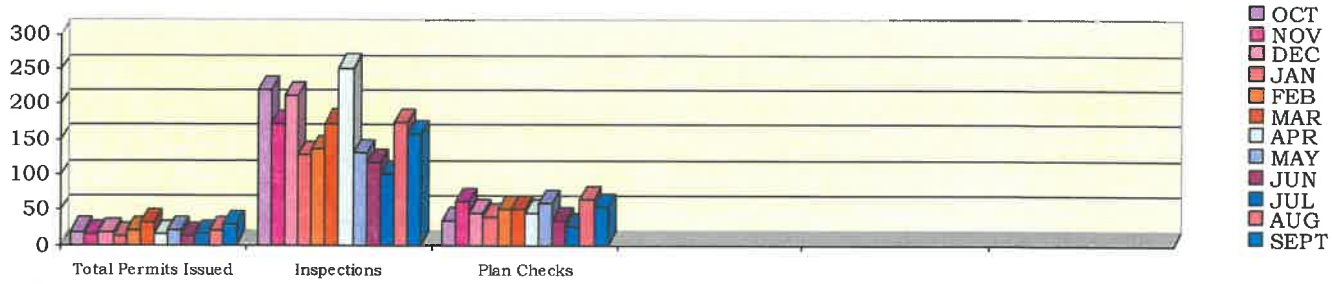

	OCT	NOV	DEC	JAN	FEB	MAR	APR	MAY	JUN	JUL	AUG	SEPT
Permit Information												
Encroachment - Issued	14	9	14	7	21	24	11	18	13	13	19	22
Residential Improvements	5	6	0	3	0	8	5	2	0	0	0	3
Commercial Improvements	0	1	3	1	0	0	0	0	0	1	1	4
TOTAL	19	16	17	11	21	32	16	20	13	14	20	29
Inspections												
Commercial	86	73	35	48	31	40	50	48	42	13	52	51
Residential	134	97	177	78	104	132	201	82	75	87	122	107
TOTAL	220	170	212	126	135	172	251	130	142	100	174	158
Plan Checks												
Commercial	10	46	6	4	14	10	6	10	15	8	23	17
Residential	25	16	38	35	37	40	40	48	18	17	41	36
TOTAL	35	62	44	39	51	50	46	58	35	25	64	53

FY 21/22
FY 20/21

This information is gathered from monthly reports and inspection records. Permits issued as of September 31, 2021.