



CITY OF ANGLETON
CITY COUNCIL AGENDA
120 S. CHENANGO STREET, ANGLETON, TEXAS 77515
TUESDAY, AUGUST 12, 2025 AT 6:00 PM

Mayor | John Wright
Mayor Pro-Tem | Travis Townsend
Council Members | Barbara Simmons, Blaine Smith, Tanner Sartin, Christiene Daniel
Acting City Manager | Guadalupe "Lupe" Valdez
City Secretary | Michelle Perez

NOTICE IS HEREBY GIVEN PURSUANT TO V.T.C.A., GOVERNMENT CODE, CHAPTER 551, THAT THE CITY COUNCIL FOR THE CITY OF ANGLETON WILL CONDUCT A MEETING, OPEN TO THE PUBLIC, ON TUESDAY, AUGUST 12, 2025, AT 6:00 P.M., AT THE CITY OF ANGLETON COUNCIL CHAMBERS LOCATED AT 120 S. CHENANGO STREET ANGLETON, TEXAS 77515.

DECLARATION OF A QUORUM AND CALL TO ORDER

PLEDGE OF ALLEGIANCE

INVOCATION

CITIZENS WISHING TO ADDRESS CITY COUNCIL

The Presiding Officer may establish time limits based upon the number of speaker requests, the length of the agenda, and to ensure meeting efficiency, and may include a cumulative time limit. Citizens may speak at the beginning or at the time the item comes before council in accordance with Texas Government Code Section 551.007. No Action May be Taken by the City Council During Public Comments.

CEREMONIAL PRESENTATIONS

1. Ceremonial Presentation of August 2025 Keep Angleton Beautiful Yard of the Month and Business of the Month.

PUBLIC HEARINGS AND ACTION ITEMS

2. Conduct a public hearing, discussion, and possible action on Ordinance No. 20250812-002, granting the voluntary petition to annex approximately 9.458 acres into the City of Angleton, approving a Service Plan and assigning a Zoning Designation for property located on the east side State Highway 288, and north of FM 523, Brazoria County Appraisal District PID No. 706979.
3. Conduct a public hearing, discussion, and possible action on Ordinance No. 20250812-003 zoning approximately 9.458 acres, to Commercial General (C-G), for property located on State Highway 288 and Brazoria County Appraisal District PID No. 706979.

REGULAR AGENDA

4. Discussion and possible action on Resolution No. 20250812-004 setting the proposed Fiscal Year 2025-2026 tax rate and setting the date(s) and time(s) for the required public hearing(s).
5. Discussion and possible action on the Fiscal Year (FY) 2025-2026 Proposed budget book presentation and plan for Balancing FY26 budget pursuant to Chapter 102 of Texas Local Government Code.

COMMUNICATIONS FROM MAYOR AND COUNCIL

ADJOURNMENT

If, during the course of the meeting and discussion of any items covered by this notice, City Council determines that a Closed or Executive Session of the Council is required, then such closed meeting will be held as authorized by Texas Government Code, Chapter 551, Section 551.071 - consultation with attorney; Section 551.072 - deliberation regarding real property; Section 551.073 - deliberation regarding prospective gift; Section 551.074 - personnel matters regarding the appointment, employment, evaluation, reassignment, duties, discipline, or dismissal of a public officer or employee; Section 551.076 - deliberation regarding security devices or security audit; Section 551.087 - deliberation regarding economic development negotiations; Section 551.089 - deliberation regarding security devices or security audits, and/or other matters as authorized under the Texas Government Code. If a Closed or Executive Session is held in accordance with the Texas Government Code as set out above, the City Council will reconvene in Open Session in order to take action, if necessary, on the items addressed during Executive Session.

CERTIFICATION

I, Michelle Perez, City Secretary, do hereby certify that this Notice of a Meeting was posted on the City Hall bulletin board, a place convenient and readily accessible to the general public at all times and to the City's website, www.angleton.tx.us, in compliance with Chapter 551, Texas Government Code. The said Notice was posted on the following date and time: Friday, August 8, 2025, by 6:00 p.m. and remained so posted continuously for at least 72 hours preceding the scheduled time of said meeting.

/S/ Michelle Perez

Michelle Perez, TRMC, CMC
City Secretary

Public participation is solicited without regard to race, color, religion, sex, age, national origin, disability, or family status. In accordance with the Americans with Disabilities Act, persons with disabilities needing special accommodation to participate in this proceeding, or those requiring language assistance (free of charge) should contact the City of Angleton ADA Coordinator, Colleen Martin, no later than seventy-two (72) hours prior to the meeting, at (979) 849-4364 ext. 2132, email: cmartin@angleton.tx.us.



AGENDA ITEM SUMMARY FORM

MEETING DATE: 8/12/2025

PREPARED BY: Jason O'Mara, Director of Parks and Recreation

AGENDA CONTENT: Ceremonial Presentation of August 2025 Keep Angleton Beautiful Yard of the Month and Business of the Month.

AGENDA ITEM SECTION: Ceremonial Presentation

BUDGETED AMOUNT: NA **FUNDS REQUESTED:** NA

FUND: NA

EXECUTIVE SUMMARY:

Keep Angleton Beautiful will present Yard of the Month to David and Carolyn Smith at 700 Heritage Oaks Drive and Business of the Month to Hagan Risk Partners at 2700 TX-35.

RECOMMENDATION:

Staff recommend City Council acknowledge the Yard of the Month and Business of the Month with a plaque, picture, and KAB gift for their beautification efforts.

Per the Comprehensive Plan, “Commercial areas are designed to specifically promote heavier commercial uses and perhaps some retail and service activities. Common uses in the commercial area will include auto repair shops and warehouses”. Therefore, consistency with the Comprehensive Land Use Plan is achieved.

Applicants Purpose:

Justin Yaklin, owner of Yaklin Real Estate Holdings LP, owner of the referenced property, is requesting to be annexed into the City of Angleton. The property is located on State Highway 288 and the Tax Parcel Number is 0380-0183-001.

Yaklin Real Estate Holdings would like to extend waterline and sanitary sewer services to its property. The existing services are located along Gulf Coast Drive. Specifically, the waterline is located on the north side of the road, and the sanitary sewer is located on the south side of the road. The services will be extended to the property via two utility easements located on Mr. Baldwin's property (PID 505761) and Mr. Jones' property (PID 171396). Details of the utility extensions are provided in the Service Agreement and the construction plan set.

Existing Land Use and Zoning:

North: ETJ /Vacant

West: Vacant/ Ashland Development

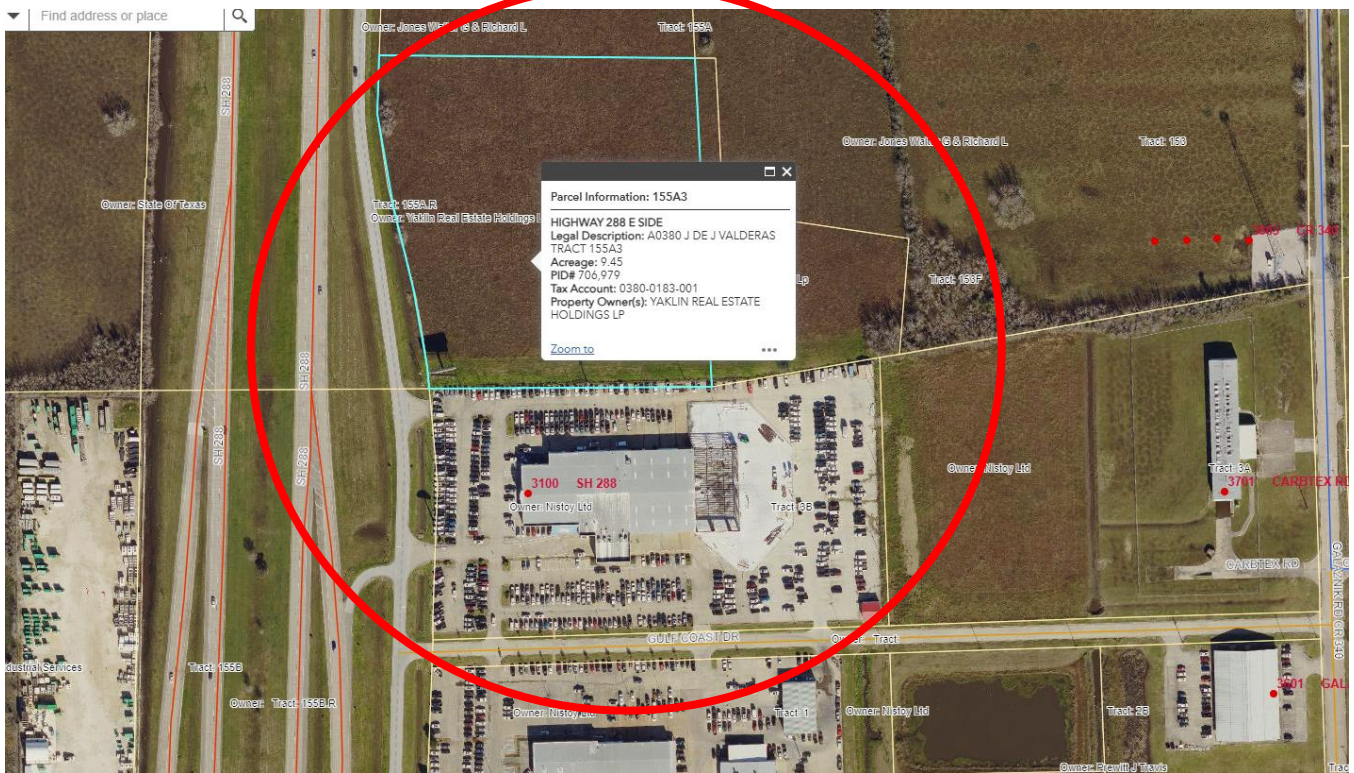
South: Gulf Coast Ford/ Industrial District

East: ETJ /Vacant

Finding of Fact/ Review Criteria:

In making a determination regarding a requested zoning change, the planning and zoning commission and the city council shall consider the following factors:

- a. Whether the uses permitted by the proposed change will be appropriate in the immediate area concerned, and their relationship to the general area and to the city as a whole; ***The proposed use will be appropriate and consistent with the car sales lots that are adjacent.***
- b. Whether the proposed change is in accord with any existing or proposed plans for providing public schools, streets, water supply, sanitary sewers, and other utilities to the area; ***The proposed annexation and development has been evaluated as it will be accommodated within the city's capacity to support water & sewer. The applicants have addressed all requirements easements which have been reviewed by the City Engineer, and will comply fully.***
- c. The amount of vacant land currently classified for similar development in the vicinity and elsewhere in the city, and any special circumstances which may make a substantial part of such vacant land unavailable for development; ***This is not an issue (ETJ).***
- d. The recent rate at which land is being developed in the same zoning classification as the request, particularly in the vicinity of the proposed change; ***This request is rare but Commercial General is highly recommended.***
- e. How other areas designated for similar development will be, or are likely to be, affected if the proposed amendment is approved; ***No major or negative impacts.***
- f. Any other factors that will substantially affect the public health, safety, morals, or general welfare. ***N/A.***



AERIAL MAP

Conclusion

The proposed annexation and use will fit consistently with other similar uses within the SH 288 corridor area. The Yaklin Dealership is currently within the City Limits along SH288 B, and will remain a great asset to the community.

SITE PHOTOS

Item 2.



VIEW LOOKING TOWARDS PROJECT SITE



VIEW LOOKING TOWARDS THE FORD DEALERSHIP



VIEW LOOKING SOUTHEAST



VIEW LOOKING WEST TOWARD SH288



VIEW LOOKING ALONG FEEDER RD. FRONTAGE

RECOMMENDATION:

Staff recommends approval of the ordinance annexing an approximately 9.458 acres of land located at located on State Highway 288, north of FM523 into the City Limits of Angleton and approval of the Service Plan Agreement Exhibit C.

ORDINANCE NO. 20250812-002

AN ORDINANCE OF THE CITY OF ANGLETON, TEXAS, GRANTING THE VOLUNTARY PETITION TO ANNEX 9.438 ACRES OF LAND WITHIN THE A0380 J DE J VALDERAS TRACT 153F-155A3, BRAZORIA COUNTY, TEXAS, INTO THE CITY OF ANGLETON; APPROVING A SERVICE PLAN; AUTHORIZING THE AMENDMENT OF ALL OFFICIAL BOUNDARY MAPS OF THE CITY OF ANGLETON TO INCLUDE THE SAID 9.438 ACRES IN THE CITY OF ANGLETON; PROVIDING FOR AN OPEN MEETINGS CLAUSE, AND PROVIDING AN EFFECTIVE DATE.

WHEREAS, Texas Local Government Code§ 43.003 authorizes the City of Angleton, as a home-rule municipality, to extend its City limit boundaries through the annexation of area adjacent to those boundaries; and

WHEREAS, Section 1.03 of the City Charter of the City of Angleton provides that the City Council has authority by ordinance to fix the City limit boundaries, provide for the alteration and extension of said boundaries, and annex additional territory lying adjacent to said boundaries in any manner provided by law; and

WHEREAS, Texas Local Government Code § 43.028(a)(3) and (b) provides authority for municipalities to annex sparsely occupied area on petition of area landowners of a property upon which fewer than three (3) qualified voters reside; and

WHEREAS, said tract of land is contiguous and adjacent to the City of Angleton, Texas, and is located in the Extraterritorial Jurisdiction of the City of Angleton; and

WHEREAS, the 9.438 acres described in Exhibit A, herein satisfies all requirements of Texas Local Government Code§ 43.028(a)(3) and (b); and

WHEREAS, the City Council, on May 22, 2018, approved Ordinance Number 6-05- 2018, approving a petition from Angleton Independent School District, the owner of 9.438 acres of land situated in the A0380 J DE J VALDERAS TRACT 153F-155A3 ACRES 9.438, Brazoria County, Texas, requesting the voluntary annexation of said acreage; and

WHEREAS, the City Manager presents the Service Plan directed by the City Council as required, which stipulates the property, upon annexation, will be entitled for full City services and that the City is not required to extend any water or sanitary sewer lines to the said property in order to facilitate full service to the said 9.438 acres; and

WHEREAS, the owner of the said property, of his own free will and accord, did voluntarily request that the City of Angleton incorporate the 9.438 acres described herein into the municipal boundaries of the City of Angleton.

NOW THEREFORE, BE IT ORDAINED BY THE CITY COUNCIL OF THE CITY OF ANGLETON, TEXAS, THAT:

SECTION 1. The voluntary annexation petition filed by Justin Yaklin, Yaklin Real Estate Holding, LP, attached hereto as Exhibit "A" for the voluntary annexation of 9.438 acres of land in the A0380 J DE J VALDERAS TRACT 153F-155A3, Brazoria County, Texas, being more particularly described in Exhibits "A, B, and C", into the City of Angleton is hereby granted.

SECTION 2. The City Manager is hereby directed to implement the annexation service plan described in Exhibit "C" for the provision of full municipal services to the area that is annexed.

SECTION 3. The Official Zoning Map of the City of Angleton shall be amended to include the subject 9.438-acre tract within the City of Angleton with the zoning designation of the "C-G" (Commercial General) district.

SECTION 4. All official maps that depict the boundaries of the City Limits of the City of Angleton, Texas be revised to include the subject 9.438 -acre tract within the City of Angleton.

SECTION 5. The meeting at which this Ordinance was approved was a regular meeting of the City Council, and in all things, was conducted in strict compliance with the Texas Open Meetings Act, Texas Government Code, Chapter 551.

SECTION 6. This Ordinance shall become effective from and after its passage.

PASSED AND APPROVED this 12th day of August 2025.

CITY OF ANGLETON, TEXAS

John Wright
Mayor

ATTEST:

Michelle Perez, TRMC, CMC
City Secretary

PETITION REQUESTING ANNEXATION BY AREA LANDOWNERS

TO THE MAYOR OF THE GOVERNING BODY OF Angleton, TEXAS:

The undersigned owners of the hereinafter described tract of land, which is vacant and without residents, or on which fewer than three qualified voters reside, hereby [if applicable: waive the requirement to be offered a development agreement pursuant to Section 43.016, and] petition your honorable Body to extend the present city limits so as to include as part of the City of Angleton, Texas, the following described territory, to wit:

(Here describe the territory covered by the petition)

We certify that the above described tract of land is contiguous and adjacent to the City of Angleton, Texas, and that this petition is signed and duly acknowledged by each and every person having an interest in said land.

Signed: _____

Signed: _____


Signed: _____

THE STATE OF TEXAS

COUNTY OF Brazoria

BEFORE ME, the undersigned authority, on this day personally appeared Justin Yaklin, Eddie Yaklin, and _____, known to me to be the persons whose names are subscribed to the foregoing instrument and each acknowledged to me that he executed the same for the purposes and consideration therein expressed.

Given under my hand and seal of office, this 19 day of June, 2025.



Kim Wauson
Notary Public in and for
03-11-2026 County, Texas.

County: Brazoria County
Project: 9.438 Acres
Job No.: 14130

**DESCRIPTION OF 9.438 ACRES
CITY OF ANGLETON, TEXAS – ANNEXATION TRACT**

Description of a 9.438 acre tract of land, located within the J. De. J. Valderas Survey, Abstract No. 380, Brazoria County, Texas, being all of a called 9.45 acre tract as recorded in County Clerk's File No. (C.C.F.N.) 2023009383 of the Official Public Records of Brazoria County Texas (O.P.R.B.C.T.), referred to hereinafter at the above referenced tract of land, said 9.438 acre tract being more particularly described by metes and bounds as follows (bearings are based on the Texas Coordinate System of 1983, (NAD83) South Central Zone, per GPS observations):

BEGINNING at a point for corner, being the Southwest corner of the above referenced tract of land, same being on the East Right-of-Way (R.O.W.) line of State Highway 288. Same being the Northwest corner of Tract 3B of the Angleton Commercial Subdivision No. 6, as recorded in Volume 23, Page 289 of the Plat Records, Brazoria County, Texas (P.R.B.C.T.), same being the beginning of a curve to the right, from which a 1/2-inch iron rod found bears North 69°38' East a distance of 0.95 foot, said point being an interior corner of the existing City of Angleton city limits;

THENCE along said curve to the right, same being the East R.O.W. line of said State Highway 288, same being the West line of the above referenced tract, same being the East line of the existing City of Angleton city limits, an arc distance of 28.25 feet to a 1/2-inch iron rod found for corner, said curve having a radius of 1,273.24 feet, a central angle of 01°16'17" and a chord bearing North 12°28'36" West, a distance of 28.25 feet;

THENCE North 10°11'05" West, continuing along the West line of the above referenced tract of land, same being the East R.O.W. line of said State Highway 288, same being the East line of the existing City of Angleton city limits, a distance of 455.95 feet to a 4-inch concrete monument, found for corner;

THENCE North 00°13'56" West, continuing along the West line of the above referenced tract of land, same being the East R.O.W. line of said State Highway 288, same being the East line of the existing City of Angleton city limits, a distance of 97.17 feet to a 5/8-inch iron rod with cap, stamped "Baker & Lawson", found for the Northwest corner of the above reference tract of land;

THENCE North 89°47'59" East, departing said East R.O.W. line of said State Highway 288, and departing said East line of said existing City of Angleton city limits, along the North line of the above referenced tract of land, a distance of 611.00 feet to a 5/8-inch iron rod with cap, stamped "Baker & Lawson", found for the most Northerly Northeast corner of the above referenced tract;

THENCE South 00°12'01" East, along a Northeasterly line of the above referenced tract, a distance of 273.57 feet to a 5/8-inch iron rod with cap, stamped "Baker & Lawson", found for an interior corner of the above referenced tract of land;

THENCE North 89°47'59" East, along a Southeasterly line of the above referenced tract of land, a distance of 340.62 feet to a 5/8-inch iron rod with cap, stamped "Baker & Lawson", found for the most Easterly Northeast corner of the above referenced tract of land;

THENCE South 10°53'49" East, along the Southeast line of the above referenced tract of land, a distance of 207.17 feet to a 5/8-inch iron rod with cap, stamped "Baker & Lawson", found for the Southeast corner of the above referenced tract of land, same being in the North line of Tract 3A of said Angleton Commercial Subdivision;

THENCE South 79°03'57" West, along the South line of the above referenced tract of land, same being the North line of said Tract 3A and Tract 3B of said Angleton Commercial Subdivision, same being the North line of the existing City of Angleton city limits, passing at a distance of 88.81 feet a 5/8-inch iron rod found for the Northwest corner of said Tract 3A and the Northeast corner of Tract 3B, continuing a total distance of 372.83 feet to a 5/8-inch iron rod with cap stamped "Baker & Lawson", found for corner;

THENCE South 83°17'20" West, continuing along the South line of the above referenced tract of land, same being the North line of said Tract 3B of said Angleton Commercial Subdivision, same being the North line of the existing City of Angleton city limits, a distance of 41.71 feet to a 5/8-inch iron rod found for corner;

THENCE South 87°12'27" West, continuing along the South line of the above referenced tract of land, same being the North line of said Tract 3B, same being the North line of the existing City of Angleton city limits, a distance of 497.72 feet to the **POINT OF BEGINNING** of the above referenced tract of land, containing 9.438 acres of land, more or less.

Notes:

The city limit line referred to herein, as provided by the City of Angleton in electronic cadd file.

This document was prepared under 22 Texas Administrative Code §138.95, does not reflect the results of an on the ground survey, and is not to be used to convey or establish interests in real property except those rights and interests implied or established by the creation or reconfiguration of the boundary of the political subdivision for which it was prepared.

Darrel Heidrich

10/29/2024

Darrel Heidrich
Registered Professional Land Surveyor
Texas Registration No. 5378



**CITY OF ANGLETON SERVICES AGREEMENT FOR
THE ANNEXATION OF LAND LOCATED IN
THE EXTRATERRITORIAL JURISDICTION OF THE CITY OF ANGLETON**

I. Introduction

This Municipal Services Agreement ("Agreement") is entered into on the 12th day of August, 2025 by the City of Angleton, a home-rule municipality of the State of Texas, ("City") and Justin Yaklin, Yaklin Real Estate Holding, LP ("Owners"). This Agreement pertains to the land ("tract") attached as Exhibit "C", incorporated herein and made a part of for all purposes.

II. Term and Effective Date

The Owner has requested that the City annex the Tract. Pursuant to Texas Local Government Code Sec. 43.0672, the parties enter this Agreement regarding services to be provided to the Tract.

This Agreement is proposed to be in effect for a term of five (5) years commencing on the effective date of the annexation of the Tract. Renewal of this Agreement shall be at the discretion of the City and such discretion may be exercised by the City Council in such manner and for such time as the City may direct.

III. Services to be Provided Immediately Upon Annexation of the Tract

A. Services. According to this Agreement, the City shall provide services to the Tract including police protection; fire protection; emergency medical services; solid waste collection; operation and maintenance of roads and streets, including road and street lighting; operation and maintenance of parks, playgrounds, and swimming pools; and operation and maintenance of any other publicly owned facility, building, or service. The City shall provide such services to the Tract to the extent that the City currently offers such services to similarly situated landowners. The City shall provide such services on the effective date of annexation. The City anticipates initiating the acquisition or construction of other capital improvements after the effective date of annexation which would be necessary for providing municipal services to serve the Tract.

This City may cause or allow public or private utilities, contractors, governmental entities, and other public service organizations to provide such services to the Tract, in whole or in part.

B. Scope and Quality of Proposed Service. The City shall provide services to

the Tract pursuant to any methods by which it extends or is authorized to extend services to any other area of the City. Under this Services Agreement, the City shall not provide fewer services or a lower level of services to the Tract than were in existence in the area immediately preceding the date of annexation. However, it is not the intent of this Services Agreement to require that a uniform level of services be provided to all areas of the City, including the Tract, where differing characteristics of topography, land use, and population density are considered a sufficient basis for providing different levels of service.

C. Fees. The City may impose a fee for a service to the Tract if the same fee is imposed within the corporate boundaries of the City before annexation. The CITY may impose a fee to the Tract, over and above ad valorem taxes and fees imposed within the corporate boundaries of the City before annexation to maintain the level of services that existed to the Tract before annexation, if applicable.

NOTHING IN THIS SERVICES AGREEMENT SHALL BE INTERPRETED TO WAIVE OR OVERRIDE ANY PRE-EXISTING OBLIGATION THAT ANY OTHER PUBLIC AND/OR POLITICAL SUBDIVISION OR GOVERNMENTAL ENTITY CURRENTLY HAS TO CONSTRUCT AND/OR OTHERWISE MAINTAIN THE PUBLIC IMPROVEMENTS OR INFRASTRUCTURE CURRENTLY EXISTING TO THE TRACT.

IV. AMENDMENT; GOVERNING LAW

This Services Agreement may not be amended or repealed except as provided by the Local Government Code or other controlling law. Neither changes in the methods or means of implementing any part of the services nor changes in the responsibilities of the various departments of the City shall constitute amendments to this Services Agreement, and the City reserves the right to make such changes. This Services Agreement is subject to and shall be interpreted in accordance with the Local Government Code, the Constitution, and laws of the federal government of the United States of America and the State of Texas.

V. FORCE MAJEURE

Should a *force majeure* interrupt the services described herein, the City shall resume services under this Services Agreement within a reasonable time after the cessation of the *force majeure*. The term "*force majeure*," for the purposes of this Services Agreement, shall include, but not be limited to, acts of God, acts of the public enemy, war, blockades, insurrection, riots, epidemics, lightning, earthquakes, fires, storms, floods, washouts, droughts, tornadoes, hurricanes, arrests and restraints of government, explosions, collisions, and any other inability imposed upon the City whether similar to those enumerated or otherwise, which is not within the control of the City.

VI. ENTIRE AGREEMENT

This document contains the entire and Services Agreement relating to the Tract and supersedes all other negotiations, representations, plans and agreements, whether written or oral.

*Intentionally Left Blank
Execution Page to Follow*

Executed as of the day and year first above written to be effective on the effective date of annexation of the Property.

CITY OF ANGLETON

Owner
Justin Yaklin
Yaklin Real Estate Holding, LO

By: _____
Mayor John Wright

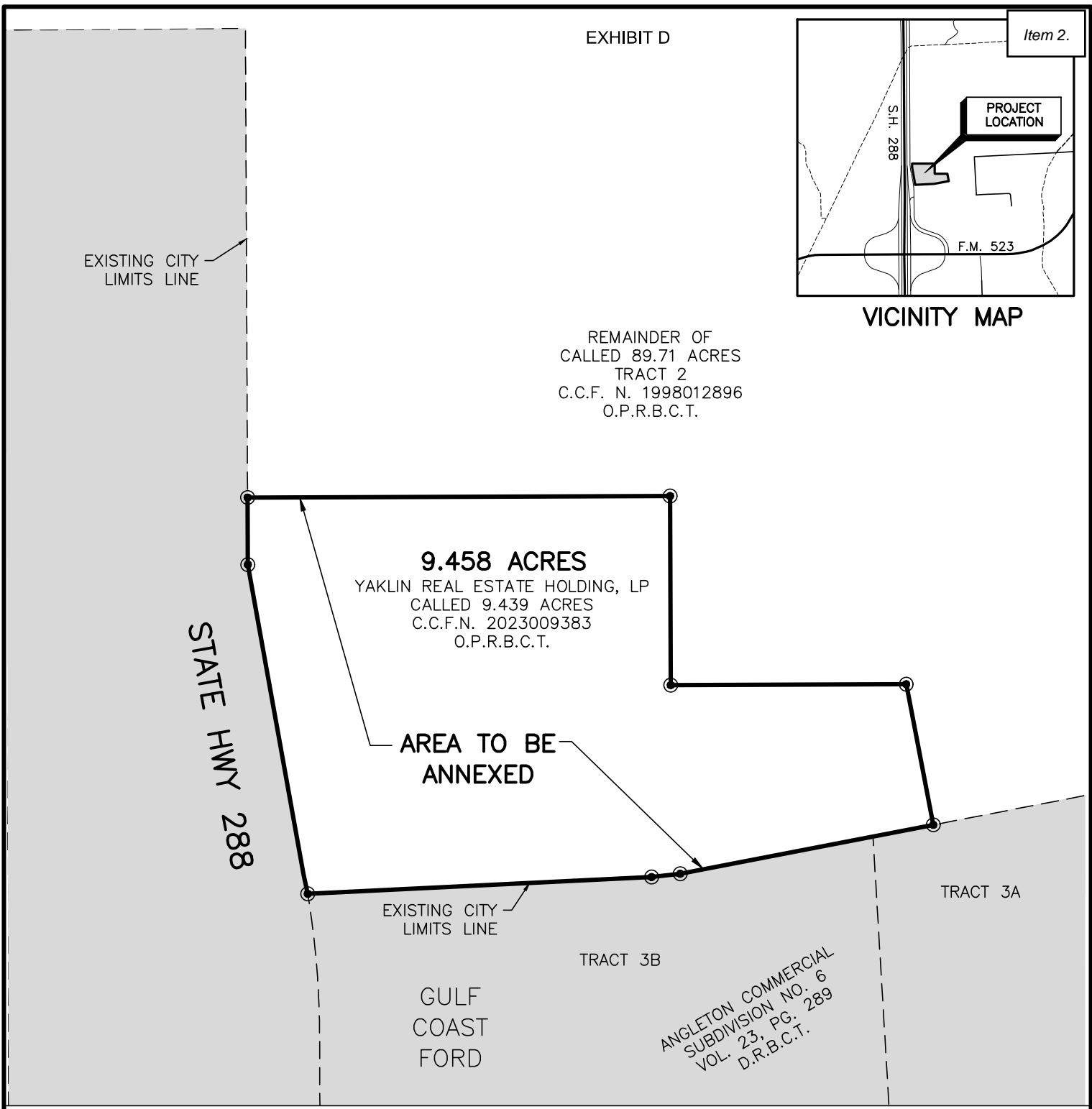
By: _____

Name: Justin Yaklin

Attest:

Michelle Perez, City Secretary

J:\14000S\14100S\ENGINEERING--SURVEY\14130 CITY ANNEXATION EXHIBIT.DWG PLOT DATE:10/29/2024 Dheidrich



EXISTING CITY LIMITS

EXHIBIT DRAWING
PROPOSED ANNEXATION

CITY OF ANGLETON
BRAZORIA COUNTY, TEXAS

B

L

BAKER & LAWSON, INC.
ENGINEERS • PLANNERS • SURVEYORS

Baker & Lawson Inc.
4005 Technology Dr., Suite 1530
Angleton, TX 77515
Phone # 979-849-6681
www.bakerlawson.com
Licensed Surveying Firm No. 10052500

DRAWING NO.: 14130 CITY ANNEXATION EXHIBIT	DRAWN BY: DH	CKED BY: B
JOB NO.: 14130	SCALE: 1" = 200'	DATE: 10/29/2024
		REV. N

17



AGENDA ITEM SUMMARY FORM

MEETING DATE: August 12, 2025

PREPARED BY: Otis T. Spriggs, AICP, Director of Development Services

AGENDA CONTENT: Conduct a public hearing, discussion, and possible action on Ordinance No. 20250812-003 zoning approximately 9.458 acres, to Commercial General (C-G), for property located on State Highway 288 and Brazoria County Appraisal District PID No. 706979.

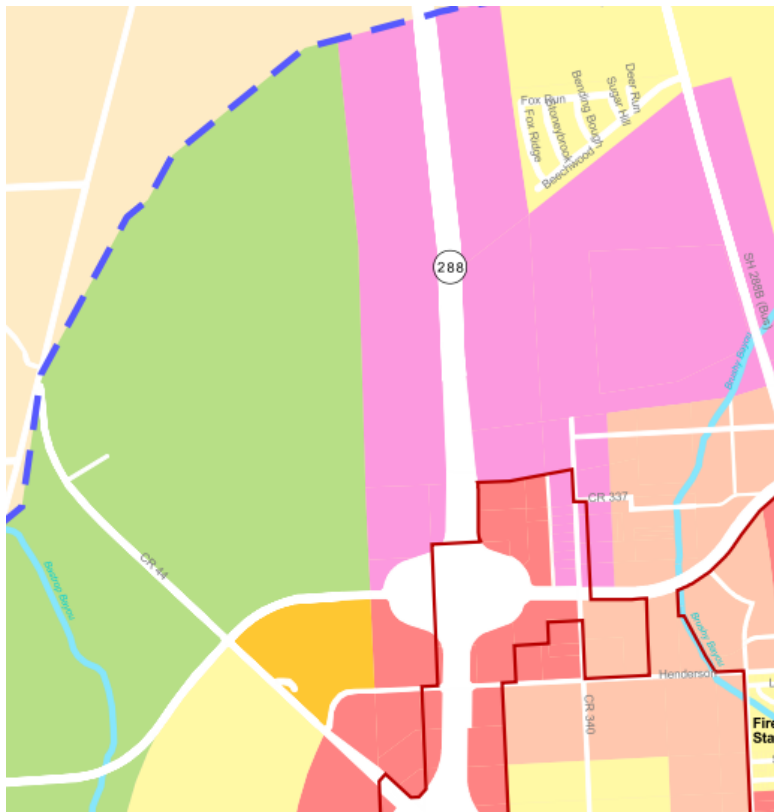
AGENDA ITEM SECTION: Public Hearing and Action Item

BUDGETED AMOUNT: N/A

FUNDS REQUESTED: N/A

FUND: N/A

EXECUTIVE SUMMARY:



This is a request from Yaklin Auto Dealership to rezone approximately 9.458 acres of land located at located on State Highway 288 north of FM 523.

Future Land Use Map

The Future Land Use Plan from the City of Angleton Comprehensive Plan Update designates this area as Light Industrial. The subject property is just north of what is now known as the city limits, with similar auto dealership uses to the immediate south. Previously, staff held a Pre-Development, D.A.W.G. meeting and suggested the Commercial Retail designation would be more fitting for the proposed development for Auto Sales and Repair, noting that Auto Body Repair is permitted in the C-G Zoning

District.

Per the Comprehensive Plan, “Commercial areas are designed to specifically promote heavier commercial uses and perhaps some retail and service activities. Common uses in the commercial area will include auto repair shops and warehouses”. Therefore, consistency with the Comprehensive Land Use Plan is achieved.

Applicant's Purpose:

Justin Yaklin, owner of Yaklin Real Estate Holdings LP, owner of the referenced property, is requesting to be annexed into the City of Angleton. The property is located on State Highway 288 and the Tax Parcel Number is 0380-0183-001.

Yaklin Real Estate Holdings would like to extend waterline and sanitary sewer services to its property. The existing services are located along Gulf Coast Drive. Specifically, the waterline is located on the north side of the road, and the sanitary sewer is located on the south side of the road. The services will be extended to the property via two utility easements located on Mr. Baldwin's property (PID 505761) and Mr. Jones' property (PID 171396). Details of the utility extensions are provided in the construction plan set.

Existing Land Use and Zoning:

North: ETJ /Vacant

West: Vacant/ Ashland Development

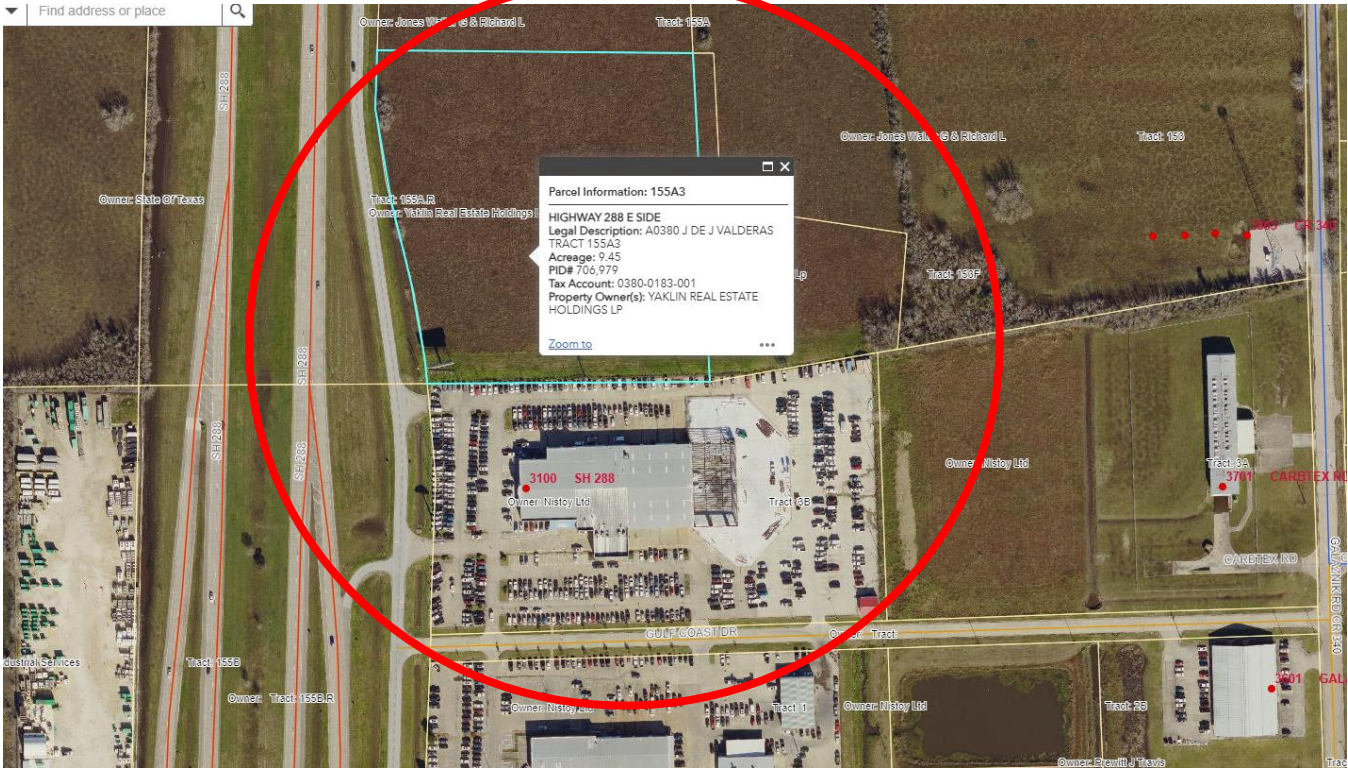
South: Gulf Coast Ford/ Industrial District

East: ETJ /Vacant

Finding of Fact/ Review Criteria:

In making a determination regarding a requested zoning change, the planning and zoning commission and the city council shall consider the following factors:

- a. Whether the uses permitted by the proposed change will be appropriate in the immediate area concerned, and their relationship to the general area and to the city as a whole; ***The proposed use will be appropriate and consistent with the car sales lots that are adjacent.***
- b. Whether the proposed change is in accord with any existing or proposed plans for providing public schools, streets, water supply, sanitary sewers, and other utilities to the area; ***The proposed annexation and development has been evaluated as it will be accommodated within the city's capacity to support water & sewer. The applicants have addressed all requirements easements which have been reviewed by the City Engineer, and will comply fully.***
- c. The amount of vacant land currently classified for similar development in the vicinity and elsewhere in the city, and any special circumstances which may make a substantial part of such vacant land unavailable for development; ***This is not an issue (ETJ).***
- d. The recent rate at which land is being developed in the same zoning classification as the request, particularly in the vicinity of the proposed change; ***This request is rare but Commercial General is highly recommended.***
- e. How other areas designated for similar development will be, or are likely to be, affected if the proposed amendment is approved; ***No major or negative impacts.***
- f. Any other factors that will substantially affect the public health, safety, morals, or general welfare. ***N/A.***



AERIAL MAP

Conclusion

The proposed zoning will fit consistently with other similar uses within the SH 288 corridor area. The Yaklin Dealership is currently within the City Limits along SH288B and will remain a great asset to the community.

SITE PHOTOS

Item 3.



VIEW LOOKING TOWARDS PROJECT SITE



VIEW LOOKING TOWARDS THE FORD DEALERSHIP



VIEW LOOKING SOUTHEAST



VIEW LOOKING WEST TOWARD SH288



VIEW LOOKING ALONG FEEDER RD. FRONTAGE

Record of Proceedings. Planning and Zoning Commission Meeting Held August 7, 2025.

DS. Director Otis Spriggs presented this item: Noting that this is a request for the zoning of property that's currently in our ETJ for the 9.45 acres tract. We've had an opportunity to evaluate the utility and water services, and the capacity issues have been reviewed by the City Engineer, as part of the annexation petition.

Currently the surrounding area is Light Industrial Zoning District where the car lots are located, however, Staff suggested the C-G General Commercial District instead.

Staff weighed the Rezoning Criteria as noted in this report summary and considered the surrounding properties in terms of impacts; there are no issues that were noted.

There are no issues of concern. Yakin Dealership is currently within the city limits and this is a relocation. This request for zoning is a matter of formality. Staff notified every owner within 200 feet of the property and posted the notice in the local newspaper.

Staff is recommending approval of the zoning. This is a public hearing, and Staff will remain available for any questions.

Public Hearing: A motion to open the public hearing was by Commissioner Member Michelle Townsend and seconded by Commissioner Member Heston. Motion carried unanimously to open the public hearing.

None present.

A motion to close the public hearing was by Commissioner Member Deborah Spoor, and seconded by Commissioner Member Michelle Townsend. Motion carried unanimously to close the public hearing.

Commission Action:

Motion was made by Commission Member Michelle Townsend and seconded by Commission Member Jeff Roberson to approve the ordinance zoning an approximate 9.458 acres of land located at located on State Highway 288, north of FM523, to the Commercial General District (C-G), contingent upon approval of the annexation petition for the same tract of land.

RECOMMENDATION:

The Planning and Zoning Commission recommends approval of the ordinance zoning an approximate 9.458 acres of land located at located on State Highway 288, north of FM523, to the Commercial General District (C-G), contingent upon approval of the annexation petition for the same tract of land.

ORDINANCE NO. 20250812-003

AN ORDINANCE OF THE CITY OF ANGLETON, TEXAS, TO AMEND THE ZONING MAP FOR A 9.438 ACRES TRACT OF LAND WITHIN THE CITY OF ANGLETON, DESCRIBED AS THE A0380 J DE J VALDERAS TRACT 153F-155A3, BRAZORIA COUNTY, TEXAS; AMENDING THE OFFICIAL ZONING MAP OF THE CITY OF ANGLETON TO ZONE THE ENTIRE 9.438 ACRE TRACT WITH THE "C-G" (COMMERCIAL GENERAL) ZONING DISTRICT DESIGNATION; PROVIDING FOR A PENALTY, PROVIDING A SEVERABILITY CLAUSE AND AN EFFECTIVE DATE.

WHEREAS, the Planning and Zoning Commission conducted a public hearing on August 7, 2025; and

WHEREAS, the City Council conducted a public hearing on August 12, 2025; and

WHEREAS, notice of the public hearings was published in The Facts and mailed to property owners within 200 feet of the zoning request; and

WHEREAS, the Planning and Zoning Commission, on August 7, 2025, made findings of fact that zoning of the property to the C-G, Commercial General zoning district would be consistent with the zoning adjacent property, the recommendations of the Comprehensive Plan, and with generally accepted urban planning principals; and

WHEREAS, the City Council, on August 12, 2025, adopted by reference the findings of fact made by the Planning and Zoning Commission; and

WHEREAS, Texas Local Government Code§ 43.003 authorizes the City of Angleton, as a home-rule municipality, to extend its City limit boundaries through the annexation of area adjacent to those boundaries; and

WHEREAS, Section 28-6 of the Code of Ordinances of the of the City of Angleton provides for Zoning upon annexation and the property owner has voluntarily filed the petition for annexation and the application for zoning simultaneous in accordance and that the City Council has authority by ordinance to fix the City limit boundaries, provide for the alteration and extension of said boundaries, and annex additional territory lying adjacent to said boundaries in any manner provided by law.

NOW THEREFORE, BE IT ORDAINED BY THE CITY COUNCIL OF THE CITY OF ANGLETON, TEXAS, THAT:

SECTION 1. The Official Zoning Map of the City of Angleton shall be amended to include the subject 9.438-acre tract within the City of Angleton with the zoning designation of the "C-G" (Commercial General) district.

SECTION 2. That the 9.438 acres situated on the A0380 J DE J VALDERAS TRACT 155A3, Property Identification Number 706979, Brazoria County Appraisal District, as described in Exhibits A & B, be zoned to the Commercial General District (C-G).

SECTION 3. All official maps that depict the boundaries of the City Limits of the City of Angleton, Texas be revised to include the subject 9.438-acre tract within the City of Angleton.

SECTION 4. The meeting at which this Ordinance was approved was a regular meeting of the City Council, and in all things, was conducted in strict compliance with the Texas Open Meetings Act, Texas Government Code, Chapter 551.

SECTION 5. This Ordinance shall become effective from and after its passage.

SECTION 6. That any person or corporation violating any of the provisions of this Ordinance shall upon conviction be fined any sum not exceeding \$2,000 and each and every day that the provisions of this Ordinance are violated shall constitute a separate and distinct offense.

SECTION 7. That should any section or part of this Ordinance be held unconstitutional, illegal, or invalid, such unconstitutionality, illegality, or invalidity of such section, or part shall in no way affect, impair or invalidate the remaining portion thereof, but as to such remaining portion, the same shall remain in full force and effect.

SECTION 8. That it is hereby found and determined that the meetings at which this Ordinance is considered are open to the public and that notice of the time, place and purpose thereof was given in accordance with the provisions of the Texas Government Code - Chapter 551, as amended, and that a quorum of the City Council was present.

PASSED AND APPROVED this 12th day of August 2025.

CITY OF ANGLETON, TEXAS

John Wright
Mayor

ATTEST:

Michelle Perez, TRMC, CMC
City Secretary

County: Brazoria County
Project: 9.438 Acres
Job No.: 14130

**DESCRIPTION OF 9.438 ACRES
CITY OF ANGLETON, TEXAS – ANNEXATION TRACT**

Description of a 9.438 acre tract of land, located within the J. De. J. Valderas Survey, Abstract No. 380, Brazoria County, Texas, being all of a called 9.45 acre tract as recorded in County Clerk's File No. (C.C.F.N.) 2023009383 of the Official Public Records of Brazoria County Texas (O.P.R.B.C.T.), referred to hereinafter at the above referenced tract of land, said 9.438 acre tract being more particularly described by metes and bounds as follows (bearings are based on the Texas Coordinate System of 1983, (NAD83) South Central Zone, per GPS observations):

BEGINNING at a point for corner, being the Southwest corner of the above referenced tract of land, same being on the East Right-of-Way (R.O.W.) line of State Highway 288. Same being the Northwest corner of Tract 3B of the Angleton Commercial Subdivision No. 6, as recorded in Volume 23, Page 289 of the Plat Records, Brazoria County, Texas (P.R.B.C.T.), same being the beginning of a curve to the right, from which a 1/2-inch iron rod found bears North 69°38' East a distance of 0.95 foot, said point being an interior corner of the existing City of Angleton city limits;

THENCE along said curve to the right, same being the East R.O.W. line of said State Highway 288, same being the West line of the above referenced tract, same being the East line of the existing City of Angleton city limits, an arc distance of 28.25 feet to a 1/2-inch iron rod found for corner, said curve having a radius of 1,273.24 feet, a central angle of 01°16'17" and a chord bearing North 12°28'36" West, a distance of 28.25 feet;

THENCE North 10°11'05" West, continuing along the West line of the above referenced tract of land, same being the East R.O.W. line of said State Highway 288, same being the East line of the existing City of Angleton city limits, a distance of 455.95 feet to a 4-inch concrete monument, found for corner;

THENCE North 00°13'56" West, continuing along the West line of the above referenced tract of land, same being the East R.O.W. line of said State Highway 288, same being the East line of the existing City of Angleton city limits, a distance of 97.17 feet to a 5/8-inch iron rod with cap, stamped "Baker & Lawson", found for the Northwest corner of the above reference tract of land;

THENCE North 89°47'59" East, departing said East R.O.W. line of said State Highway 288, and departing said East line of said existing City of Angleton city limits, along the North line of the above referenced tract of land, a distance of 611.00 feet to a 5/8-inch iron rod with cap, stamped "Baker & Lawson", found for the most Northerly Northeast corner of the above referenced tract;

THENCE South 00°12'01" East, along a Northeasterly line of the above referenced tract, a distance of 273.57 feet to a 5/8-inch iron rod with cap, stamped "Baker & Lawson", found for an interior corner of the above referenced tract of land;

THENCE North 89°47'59" East, along a Southeasterly line of the above referenced tract of land, a distance of 340.62 feet to a 5/8-inch iron rod with cap, stamped "Baker & Lawson", found for the most Easterly Northeast corner of the above referenced tract of land;

THENCE South 10°53'49" East, along the Southeast line of the above referenced tract of land, a distance of 207.17 feet to a 5/8-inch iron rod with cap, stamped "Baker & Lawson", found for the Southeast corner of the above referenced tract of land, same being in the North line of Tract 3A of said Angleton Commercial Subdivision;

THENCE South 79°03'57" West, along the South line of the above referenced tract of land, same being the North line of said Tract 3A and Tract 3B of said Angleton Commercial Subdivision, same being the North line of the existing City of Angleton city limits, passing at a distance of 88.81 feet a 5/8-inch iron rod found for the Northwest corner of said Tract 3A and the Northeast corner of Tract 3B, continuing a total distance of 372.83 feet to a 5/8-inch iron rod with cap stamped "Baker & Lawson", found for corner;

THENCE South 83°17'20" West, continuing along the South line of the above referenced tract of land, same being the North line of said Tract 3B of said Angleton Commercial Subdivision, same being the North line of the existing City of Angleton city limits, a distance of 41.71 feet to a 5/8-inch iron rod found for corner;

THENCE South 87°12'27" West, continuing along the South line of the above referenced tract of land, same being the North line of said Tract 3B, same being the North line of the existing City of Angleton city limits, a distance of 497.72 feet to the **POINT OF BEGINNING** of the above referenced tract of land, containing 9.438 acres of land, more or less.

Notes:

The city limit line referred to herein, as provided by the City of Angleton in electronic cadd file.

This document was prepared under 22 Texas Administrative Code §138.95, does not reflect the results of an on the ground survey, and is not to be used to convey or establish interests in real property except those rights and interests implied or established by the creation or reconfiguration of the boundary of the political subdivision for which it was prepared.

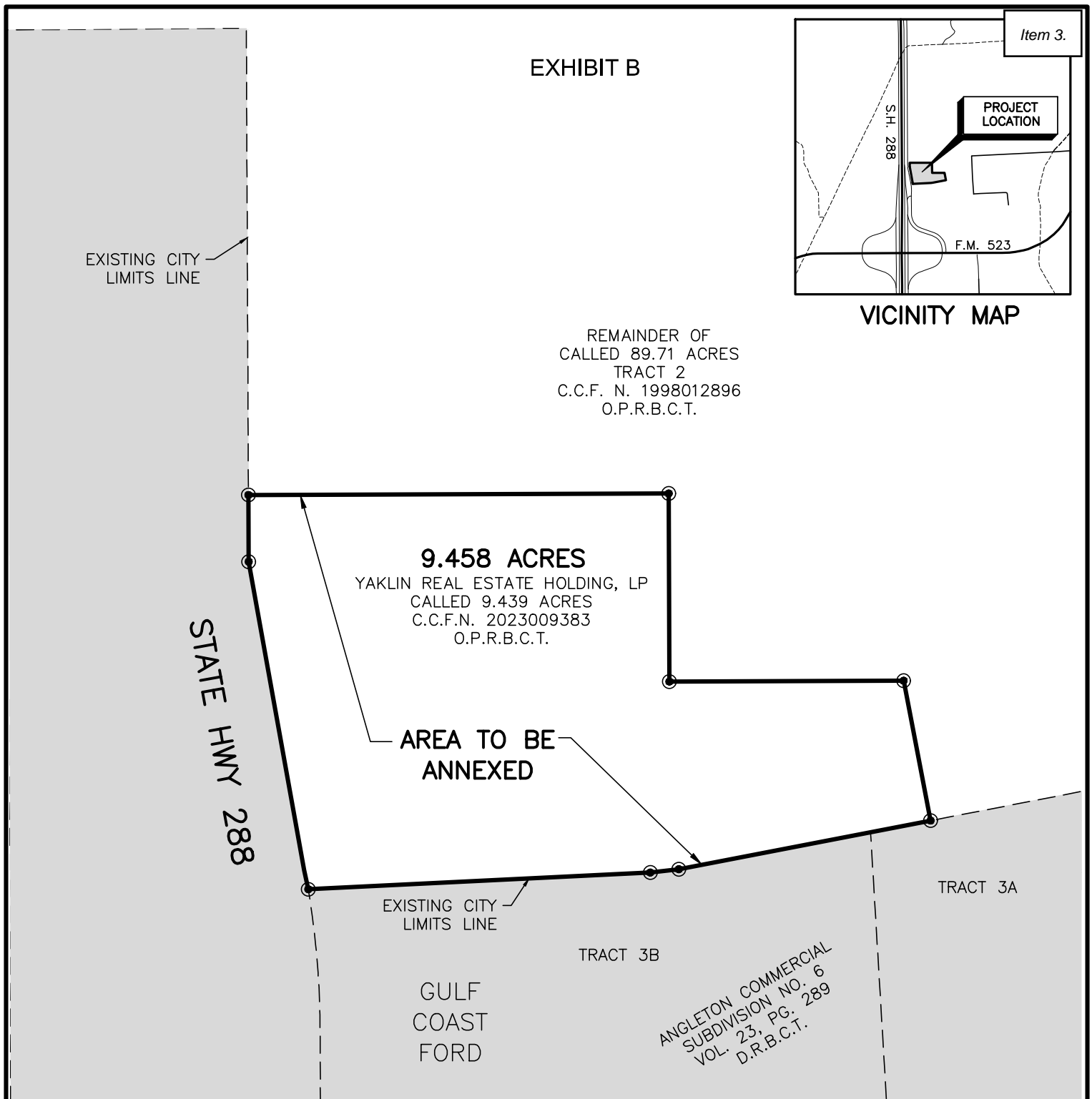
Darrel Heidrich

10/29/2024

Darrel Heidrich
Registered Professional Land Surveyor
Texas Registration No. 5378



J:\14000S\14100S\ENGINEERING--SURVEY\14130 CITY ANNEXATION EXHIBIT.DWG PLOT DATE:10/29/2024 Dheidrich



EXISTING CITY LIMITS

**EXHIBIT DRAWING
PROPOSED ANNEXATION**

**CITY OF ANGLETON
BRAZORIA COUNTY, TEXAS**



Baker & Lawson Inc.
4005 Technology Dr., Suite 1530
Angleton, TX 77515
Phone # 979-849-6681
www.bakerlawson.com
Licensed Surveying Firm No. 10052500

DRAWING NO.: 14130 CITY ANNEXATION EXHIBIT

DRAWN BY: DH

CKED BY: B

JOB NO.: 14130

SCALE: 1" = 200'

DATE: 10/29/2024

REV. N

27

CITY OF ANGLETON SERVICES AGREEMENT FOR THE ANNEXATION OF LAND LOCATED IN THE EXTRATERRITORIAL JURISDICTION OF THE CITY OF ANGLETON

I. Introduction

This Municipal Services Agreement ("Agreement") is entered into on the 12th day of August, 2025 by the City of Angleton, a home-rule municipality of the State of Texas, ("City") and Justin Yaklin, Yaklin Real Estate Holding, LP ("Owners"). This Agreement pertains to the land ("tract") attached as Exhibit "C", incorporated herein and made a part of for all purposes.

II. Term and Effective Date

The Owner has requested that the City annex the Tract. Pursuant to Texas Local Government Code Sec. 43.0672, the parties enter this Agreement regarding services to be provided to the Tract.

This Agreement is proposed to be in effect for a term of five (5) years commencing on the effective date of the annexation of the Tract. Renewal of this Agreement shall be at the discretion of the City and such discretion may be exercised by the City Council in such manner and for such time as the City may direct.

III. Services to be Provided Immediately Upon Annexation of the Tract

A. Services. According to this Agreement, the City shall provide services to the Tract including police protection; fire protection; emergency medical services; solid waste collection; operation and maintenance of roads and streets, including road and street lighting; operation and maintenance of parks, playgrounds, and swimming pools; and operation and maintenance of any other publicly owned facility, building, or service. The City shall provide such services to the Tract to the extent that the City currently offers such services to similarly situated landowners. The City shall provide such services on the effective date of annexation. The City anticipates initiating the acquisition or construction of other capital improvements after the effective date of annexation which would be necessary for providing municipal services to serve the Tract.

This City may cause or allow public or private utilities, contractors, governmental entities, and other public service organizations to provide such services to the Tract, in whole or in part.

B. Scope and Quality of Proposed Service. The City shall provide services to

the Tract pursuant to any methods by which it extends or is authorized to extend services to any other area of the City. Under this Services Agreement, the City shall not provide fewer services or a lower level of services to the Tract than were in existence in the area immediately preceding the date of annexation. However, it is not the intent of this Services Agreement to require that a uniform level of services be provided to all areas of the City, including the Tract, where differing characteristics of topography, land use, and population density are considered a sufficient basis for providing different levels of service.

C. Fees. The City may impose a fee for a service to the Tract if the same fee is imposed within the corporate boundaries of the City before annexation. The CITY may impose a fee to the Tract, over and above ad valorem taxes and fees imposed within the corporate boundaries of the City before annexation to maintain the level of services that existed to the Tract before annexation, if applicable.

NOTHING IN THIS SERVICES AGREEMENT SHALL BE INTERPRETED TO WAIVE OR OVERRIDE ANY PRE-EXISTING OBLIGATION THAT ANY OTHER PUBLIC AND/OR POLITICAL SUBDIVISION OR GOVERNMENTAL ENTITY CURRENTLY HAS TO CONSTRUCT AND/OR OTHERWISE MAINTAIN THE PUBLIC IMPROVEMENTS OR INFRASTRUCTURE CURRENTLY EXISTING TO THE TRACT.

IV. AMENDMENT; GOVERNING LAW

This Services Agreement may not be amended or repealed except as provided by the Local Government Code or other controlling law. Neither changes in the methods or means of implementing any part of the services nor changes in the responsibilities of the various departments of the City shall constitute amendments to this Services Agreement, and the City reserves the right to make such changes. This Services Agreement is subject to and shall be interpreted in accordance with the Local Government Code, the Constitution, and laws of the federal government of the United States of America and the State of Texas.

V. FORCE MAJEURE

Should a *force majeure* interrupt the services described herein, the City shall resume services under this Services Agreement within a reasonable time after the cessation of the *force majeure*. The term "*force majeure*," for the purposes of this Services Agreement, shall include, but not be limited to, acts of God, acts of the public enemy, war, blockades, insurrection, riots, epidemics, lightning, earthquakes, fires, storms, floods, washouts, droughts, tornadoes, hurricanes, arrests and restraints of government, explosions, collisions, and any other inability imposed upon the City whether similar to those enumerated or otherwise, which is not within the control of the City.

VI. ENTIRE AGREEMENT

This document contains the entire and Services Agreement relating to the Tract and supersedes all other negotiations, representations, plans and agreements, whether written or oral.

*Intentionally Left Blank
Execution Page to Follow*

Executed as of the day and year first above written to be effective on the effective date of annexation of the Property.

CITY OF ANGLETON

Owner
Justin Yaklin
Yaklin Real Estate Holding, LO

By: _____
Mayor John Wright

By: _____

Name: Justin Yaklin

Attest:

Michelle Perez, City Secretary



YOU HAVE RECEIVED THIS NOTICE BECAUSE YOU ARE A PROPERTY OWNER WITHIN 200 FEET OF ONE OR MORE OF THE NOTICED PUBLIC HEARING.

**City of Angleton
Notice of Hearing**

Notice is hereby given that the Planning & Zoning Commission of the City of Angleton, Texas will conduct a public hearing at 12:00 PM on Thursday, August 7, 2025, and the City Council will consider the same request on Tuesday, August 12, 2025, at 6:00 PM. The meetings will be held at Angleton City Hall in the City Council Chambers at 120 S. Chenango Street, Angleton, Texas 77515. At the meetings, the following hearing will be held:

Conduct a public hearing, discussion, and possible action on an Ordinance Zoning approximately 9.458 acres, to Commercial General (C-G), for property located on State Highway 288 and Brazoria County Appraisal District PID No. 706979.

The meeting agenda and agenda packet will be posted online at <https://angleton-tx.municodemeetings.com/>. The public will have the opportunity to offer comments on each agenda item by registering prior to the meeting.

For more information regarding this request please contact Otis T. Spriggs, AICP, Development Services Director by email at ospriggs@angleton.tx.us or by phone at (979) 849-4364 x-2108 or Grace Garcia, Development Coordinator by email at ggarcia@angleton.tx.us or by phone at (979) 849-4364 x-2120.

0 50 100 200 Feet





**City of Angleton
Notice of Hearing**

Notice is hereby given that the Planning & Zoning Commission of the City of Angleton, Texas will conduct a public hearing at 12:00 PM on Thursday, August 7, 2025, and the City Council will consider the same request on Tuesday, August 12, 2025, at 6:00 PM. The meetings will be held at Angleton City Hall in the City Council Chambers at 120 S. Chenango Street, Angleton, Texas 77515. At the meetings, the following hearing will be held:

Conduct a public hearing, discussion, and possible action on an Ordinance Zoning approximately 9.458 acres, to Commercial General (C-G), for property located on State Highway 288 and Brazoria County Appraisal District PID No. 706979.

The meeting agenda and agenda packet will be posted online at <https://angleton-tx.municodemeetings.com/>. The public will have the opportunity to offer comments on each agenda item by registering prior to the meeting.

For more information regarding this request please contact Otis T. Spriggs, AICP, Development Services Director by email at ospriggs@angleton.tx.us or by phone at (979) 849-4364 x-2108 or Grace Garcia, Development Coordinator by email at ggarcia@angleton.tx.us or by phone at (979) 849-4364 x-2120.



AGENDA ITEM SUMMARY FORM

MEETING DATE: 8/12/2025

PREPARED BY: Susie J Hernandez, Finance Director

AGENDA CONTENT: Discussion and possible action on Resolution No. 20250812-004 setting the proposed Fiscal Year 2025-2026 tax rate and setting the date(s) and time(s) for the required public hearing(s).

AGENDA ITEM SECTION: Regular Agenda

BUDGETED AMOUNT: N/A

FUNDS REQUESTED: N/A

FUND: General Fund

EXECUTIVE SUMMARY:

The next step in the process to set the tax rate is for the City Council to vote on a proposed tax rate for FY25-26. Additionally, the Council needs to announce the date, time, and place for the public hearings on the proposed budget and the tax rate.

The proposed budget was prepared using the de minimis tax rate (\$0.515246/\$100 valuation). The de minimis rate is the rate that will generate \$500,000 in revenue above the no new revenue rate (\$0.485984/\$100 valuation). The 2025 Tax Rate calculation worksheet steps through the rate calculation process.

If the proposed tax rate is more than the no new venue rate, the City is required to hold a public hearing on the tax rate. This public hearing must take place no more than 7 days before the Council adopts the tax rate for the new Fiscal year. The vote setting the tax rate for the new fiscal year can be taken at the same meeting as the public hearing.

The attached resolution sets the upper limit on the tax rate that will be voted on after the public hearing. The rate listed in the resolution is the de minimis rate. The resolution also sets the public hearings on the budget and tax rate for September 09, 2025.

RECOMMENDATION:

Adopt the resolution setting the proposed tax rate at the de minimis rate of \$0.515246/\$100 valuation and calling for public hearings on the budget and tax rate For September 09, 2025.

RESOLUTION NO. 20250812-004

A RESOLUTION OF THE CITY COUNCIL OF THE CITY OF ANGLETON, TEXAS TO ADOPT A PROPOSED TAX RATE AND SET THE DATE FOR THE PUBLIC HEARINGS TO ALLOW CITIZEN INPUT ON THE PROPOSED 2025-26 BUDGET AND THE TAX RATE AND PROVIDE THE DATE, TIME AND LOCATION TO CONDUCT A VOTE TO ADOPT THE FISCAL YEAR 2025-2026 BUDGET, PROVIDING FOR THE PUBLICATION OF THE PUBLIC HEARINGS AND PROVIDING AN EFFECTIVE DATE.

WHEREAS, the City Council of the City of Angleton, Texas desires to place a proposal to adopt a property tax rate that will result in additional revenue as outlined in Section 26.05 of the Tax Code of the State of Texas on the agenda of a future meeting as an action item; and

WHEREAS, the Texas Property Tax Code, Chapter 26 requires the City Council to hold a public hearing before adopting the Property Tax Rate that exceeds the lower of the Voter-Approval Tax Rate or the No-New-Revenue Tax Rate; and

WHEREAS, the Texas Property Tax Code, Chapter 26 requires the property tax rate hearing notice to include how all members of the City Council voted on the proposed tax rate and indicating the absences, if any, during the vote on the proposed tax rate; and

WHEREAS, the Texas Local Government Code, Chapter 102 requires the City Council to hold a public hearing before taking action on the proposed Fiscal Year 2025-2026 Budget.

NOW THEREFORE, BE IT RESOLVED BY THE CITY COUNCIL OF THE CITY OF ANGLETON, TEXAS:

SECTION 1. The above and foregoing premises are true and correct and are incorporated into the body of this Resolution as if fully set forth therein.

SECTION 2. That the City Council of the City of Angleton, Texas hereby adopts a proposed property tax rate of \$.515241 per \$100 valuation. **THIS TAX RATE WILL RAISE MORE TAXES FOR MAINTENANCE AND OPERATIONS THAN LAST YEAR'S TAX RATE.** A vote on the tax rate shall be placed on the City Council agenda for September 09, 2025, at 6:00 PM in the City Council Chambers located at 121 S. Velasco, Angleton, Texas.

SECTION 3. That the City Council of the City of Angleton, Texas will hold a public hearing on the proposed Property Tax Rate on the regularly scheduled city council meeting on September 09, 2024, at 6:00 pm in the City Council Chambers located at 121 S. Velasco, Angleton, Texas, and take action on the proposed Property Tax Rate adoption.

SECTION 4. The city council will also hold a public hearing to allow for citizen input on the proposed 2025-26 Budget on September 09, 202 at 6:00 p.m. immediately followed by a public hearing to allow for citizen input on the Tax Rate.

SECTION 5. The City Secretary is hereby authorized to cause notice of the aforementioned public hearings to be published in compliance with Texas law.

SECTION 6. This Resolution shall be and become effective immediately upon and after its passage.

DULY RESOLVED AND ADOPTED BY THE CITY COUNCIL OF THE CITY OF ANGLETON, TEXAS ON THIS 12TH DAY OF AUGUST, 2025.

CITY OF ANGLETON, TEXAS

John Wright
Mayor

ATTEST:

Michelle Perez, TRMC, CMC
City Secretary

RECORD VOTE:

John Wright, Mayor
Travis Townsend, Mayor Pro Tem
Christiene Daniel, Position 1
Barbara Simmons, Position 3
Blaine Smith Position 4
Tanner Sartin, Position 5

_____ For	_____ Against
_____ For	_____ Against
_____ For	_____ Against
_____ For	_____ Against
_____ For	_____ Against
_____ For	_____ Against



AGENDA ITEM SUMMARY FORM

MEETING DATE: 8/12/2025

PREPARED BY: Susie J Hernandez, Finance Director

AGENDA CONTENT: Discussion and possible action on the Fiscal Year (FY) 2025-2026 Proposed budget book presentation and plan for Balancing FY26 budget pursuant to Chapter 102 of Texas Local Government Code.

AGENDA ITEM SECTION: Regular Agenda Item

BUDGETED AMOUNT: N/A **FUNDS REQUESTED:** N/A

FUND: Presentation of all funds within FY26 budget, affecting Fund-General Fund (01), Enterprise Fund (03), Debt Service Fund (05), Special Funds, Grant Funds, Bond Funds, ABLC & Recreation Fund, PIDS Funds

EXECUTIVE SUMMARY:

The City of Angleton will conduct a workshop on the proposed Fiscal Year 2025-2026. The budget will be presented in the format of projected revenues over anticipated expenditures.

Presentation of all funds will be discussed and presented by Susie J Hernandez along with some Department heads to make sure the budget is well represented.

RECOMMENDATION:

Finance is requesting approval for the Final Adopted Fiscal Year 2025-2026 .

THE HEART OF BRAZORIA COUNTY

ANGLETON

Preliminary Budget

2025-2026

CITY HALL



GENERAL FUND



2025/2026 Preliminary Budget General Fund Table of Content

	Page(s)
• 2025/2026 Fiscal Year Property Tax Calculations	1 – 9
• General Fund Revenue	10 – 11
• General Fund Expenses:	
○ Administration	12 – 14
○ Council	15
○ Human Resources	16 – 17
○ Maintenance Department	18 – 19
○ City Secretary	20 – 21
○ Tax	22
○ Emergency Management Coordinator (EMC)	23 – 24
○ Finance	25 – 26
○ Courts	27 – 28
○ Police Department	29 – 30
○ Animal Control	31 – 32
○ Fire Department	33 – 34
○ Development Services	35 – 36
○ Parks	37 – 38
○ IT Department	39 – 40
○ Debt Service	41
○ Economic Development	42 – 43
○ Public Works Department (General/Streets)	44 – 45
○ Non-Departmental	46 – 47
○ Plant Operations & Total Expenditures	48
○ Tax-Backed Debt Schedules	49 – 57

2025/2026 Fiscal Year Property Tax Calculations

Effective Tax Rate	\$0.531360				
Rollback Rate	\$0.542735				
2025/2026 Tax Rate	\$0.494401	0.492858	\$0.001543	difference	
M&O Rate	\$0.409380	0.524401	\$0.030000		
I&S Rate	\$0.085021				
Net Taxable Value	\$1,935,088,958	2025	2,085,293,958		
Preliminary Tax Roll Adjustment (4%)	\$0		-150,205,000	2024	
Homestead Exemption	\$0		1,935,088,958	\$1,903,861,560	
TIRZ Value Loss	(\$10,271,210)		\$31,227,398		
TIRZ Base Value	\$0				
Adjusted Taxable Value	\$1,924,817,748				
Divided by 100	\$ 19,248,177				
General Fund (M&O) Tax Levy	\$ 7,879,819				
General Fund Tax Collection	99.00%	\$ 7,801,021	\$8,372,692	\$571,671	
Debt Service Fund (I&S) Tax Levy	\$ 1,636,499				
Debt Service Fund Tax Collection	100.00%	\$ 1,636,499			
Total Tax Levy	\$ 9,516,318				
Total Tax Collection	\$ 9,437,520				

Historical Information										% Actual Collections of Tax Levy
Tax Yr	Fiscal Year	M&O Rate	I&S Rate	Total Rate	Adjusted Taxable Value	Total Tax Levy	Actual Tax Collections			
1999	1999/2000	\$ 0.514100	\$ 0.235900	\$ 0.750000	\$ 388,041,695	\$ 2,910,313	2,822,392			96.98%
2000	2000/2001	\$ 0.497741	\$ 0.234397	\$ 0.732138	\$ 421,455,167	\$ 3,085,633	2,942,753			95.37%
2001	2001/2002	\$ 0.512927	\$ 0.192390	\$ 0.705317	\$ 447,091,066	\$ 3,153,378	3,034,847			96.24%
2002	2002/2003	\$ 0.526800	\$ 0.227974	\$ 0.754774	\$ 479,773,477	\$ 3,621,205	3,470,379			95.83%
2003	2003/2004	\$ 0.539135	\$ 0.205639	\$ 0.744774	\$ 513,348,911	\$ 3,823,289	3,659,070			95.70%
2004	2004/2005	\$ 0.543545	\$ 0.196229	\$ 0.739774	\$ 538,184,887	\$ 3,981,352	3,790,695			95.21%
2005	2005/2006	\$ 0.550611	\$ 0.183539	\$ 0.734150	\$ 568,597,224	\$ 4,174,356	3,986,768			95.51%
2006	2006/2007	\$ 0.542813	\$ 0.163187	\$ 0.706000	\$ 629,008,828	\$ 4,413,936	4,244,463			96.16%
2007	2007/2008	\$ 0.542800	\$ 0.163200	\$ 0.706000	\$ 669,714,099	\$ 4,728,867	4,532,298			96.56%
2008	2008/2009	\$ 0.539600	\$ 0.166400	\$ 0.706000	\$ 689,563,445	\$ 4,864,775	4,662,011			97.61%
2009	2009/2010	\$ 0.552300	\$ 0.153700	\$ 0.706000	\$ 701,956,516	\$ 4,949,889	4,796,495			96.90%
2010	2010/2011	\$ 0.556227	\$ 0.149773	\$ 0.706000	\$ 701,980,840	\$ 4,922,046	4,716,439			95.82%
2011	2011/2012	\$ 0.573600	\$ 0.149900	\$ 0.723500	\$ 685,484,002	\$ 4,932,560	4,782,203			96.95%
2012	2012/2013	\$ 0.587043	\$ 0.136457	\$ 0.723500	\$ 691,495,617	\$ 5,002,971	4,845,225			96.85%
2013	2013/2014	\$ 0.609336	\$ 0.114164	\$ 0.723500	\$ 720,728,092	\$ 5,214,468	5,060,329			97.04%
2014	2014/2015	\$ 0.622901	\$ 0.100599	\$ 0.723500	\$ 764,658,969	\$ 5,532,307	5,369,049			97.05%
2015	2015/2016	\$ 0.637334	\$ 0.080264	\$ 0.717598	\$ 813,120,293	\$ 5,834,935	5,678,488			97.32%
2016	2016/2017	\$ 0.638023	\$ 0.069575	\$ 0.707598	\$ 879,451,440	\$ 6,222,980	6,197,691			99.59%
2017	2017/2018	\$ 0.650289	\$ 0.057309	\$ 0.707598	\$ 875,218,606	\$ 6,193,029	-			
2020	2020/2021			\$ 0.633041						
2021	2021/2022			\$ 0.618760						
2022	2022/2023			\$ 0.512191						
2023	2023/2024			\$ 0.492858						
2024	2024/2025									

Revenue from one cent in tax rate \$195,000

Senior Citizens and Disabled exemption \$ 50,000

BRAZORIA COUNTY APPRAISAL DISTRICT

500 N CHENANGO ST
ANGLETON, TX 77515-4650
(979) 849-7792

CITY OF ANGLETON

Ms. Kristin Bulanek
West Annex
451 N Velasco St
Angleton TX 77515-4442

**CERTIFICATE OF
2025 ESTIMATED VALUE**

The following is the 2025 ESTIMATE of value.

Total **ESTIMATED** Net Taxable Value: \$2,085,293,958

Please note that this is an **ESTIMATED** value only and is subject to additions, corrections, or deletions made during the appeal process. Certified values are likely to be less than estimated values.

This preliminary estimate is in compliance with Section 26.01 (e) of the Texas Tax Code and does not include all 2025 updates to value for personal property, industrial utility, or pipelines. A final estimate with all inclusions will be generated next month.


Marcel Pierel III, Chief Appraiser

04/30/25
Date

BRAZORIA County

2025 PRELIMINARY TOTALS

CAN - CITY OF ANGLETON

Property Count: 9,841

Grand Totals

4/28/2025

3:03:14PM

Land		Value			
Homesite:		309,881,529			
Non Homesite:		228,827,247			
Ag Market:		31,222,626			
Timber Market:		0	Total Land	(+)	569,931,402
Improvement		Value			
Homesite:		1,122,775,675			
Non Homesite:		768,010,915	Total Improvements	(+)	1,890,786,590
Non Real		Count	Value		
Personal Property:	943		209,650,510		
Mineral Property:	1		10		
Autos:	0		0	Total Non Real	(+)
				Market Value	=
					209,650,520
					2,670,368,512
Ag	Non Exempt	Exempt			
Total Productivity Market:	31,222,626	0			
Ag Use:	79,234	0	Productivity Loss	(-)	31,143,392
Timber Use:	0	0	Appraised Value	=	2,639,225,120
Productivity Loss:	31,143,392	0			
			Homestead Cap	(-)	54,760,730
			23.231 Cap	(-)	44,740,318
			Assessed Value	=	2,539,724,072
			Total Exemptions Amount (Breakdown on Next Page)	(-)	454,430,114
			Net Taxable	=	2,085,293,958

APPROXIMATE TOTAL LEVY = NET TAXABLE * (TAX RATE / 100)
 10,277,538.10 = 2,085,293,958 * (0.492858 / 100)

Certified Estimate of Market Value: 2,658,105,003
 Certified Estimate of Taxable Value: 2,074,436,039

Tif Zone Code	Tax Increment Loss
2007 TIF	10,271,210
Tax Increment Finance Value:	10,271,210
Tax Increment Finance Levy:	50,622.48

BRAZORIA County

2025 PRELIMINARY TOTALS

CAN - CITY OF ANGLETON

Property Count: 9,841

Grand Totals

4/28/2025

3:04:04PM

Exemption Breakdown

Exemption	Count	Local	State	Total
CHODO	1	4,139,736	0	4,139,736
DP	104	4,785,777	0	4,785,777
DV1	30	0	268,760	268,760
DV1S	1	0	5,000	5,000
DV2	24	0	226,500	226,500
DV3	32	0	334,000	334,000
DV3S	1	0	0	0
DV4	87	0	780,000	780,000
DV4S	9	0	54,000	54,000
DVHS	90	0	21,952,260	21,952,260
DVHSS	23	0	5,352,834	5,352,834
EX-XD	1	0	25,480	25,480
EX-XG	1	0	253,750	253,750
EX-XL	2	0	595,570	595,570
EX-XN	16	0	4,843,040	4,843,040
EX-XV	386	0	297,848,101	297,848,101
EX366	188	0	206,810	206,810
FRSS	1	0	196,560	196,560
HS	4,552	31,245,293	0	31,245,293
OV65	1,643	77,418,813	0	77,418,813
OV65S	79	3,700,000	0	3,700,000
PC	4	97,260	0	97,260
SO	4	100,570	0	100,570
Totals		121,487,449	332,942,665	454,430,114

BRAZORIA County

2025 PRELIMINARY TOTALS

CAN - CITY OF ANGLETON

Property Count: 9,841

Grand Totals

4/28/2025 3:04:04PM

State Category Breakdown

State Code	Description	Count	Acres	New Value	Market Value	Taxable Value
A	SINGLE FAMILY RESIDENCE	6,199	1,863.6096	\$19,554,153	\$1,400,442,576	\$1,200,780,759
B	MULTIFAMILY RESIDENCE	64	10.8061	\$4,249,190	\$155,685,610	\$149,121,229
C1	VACANT LOTS AND LAND TRACTS	606	370.3330	\$0	\$24,275,448	\$22,447,392
D1	QUALIFIED OPEN-SPACE LAND	93	971.5671	\$0	\$31,222,626	\$77,258
D2	IMPROVEMENTS ON QUALIFIED OP	11		\$0	\$84,060	\$83,711
E	RURAL LAND, NON QUALIFIED OPE	139	543.9627	\$0	\$20,834,198	\$18,210,360
F1	COMMERCIAL REAL PROPERTY	477	439.7742	\$6,504,950	\$456,863,075	\$427,637,914
F2	INDUSTRIAL AND MANUFACTURIN	4	16.5390	\$0	\$18,883,090	\$18,874,430
J2	GAS DISTRIBUTION SYSTEM	2		\$0	\$3,723,590	\$3,723,590
J3	ELECTRIC COMPANY (INCLUDING C	10	22.3120	\$0	\$21,972,620	\$21,972,620
J4	TELEPHONE COMPANY (INCLUDI	21	0.6740	\$0	\$3,059,100	\$3,059,100
J5	RAILROAD	14	8.9364	\$0	\$18,500,240	\$18,500,240
J6	PIPELAND COMPANY	10		\$0	\$6,771,220	\$6,771,220
J7	CABLE TELEVISION COMPANY	3		\$0	\$1,051,190	\$1,051,190
J8	OTHER TYPE OF UTILITY	6		\$0	\$633,760	\$633,760
L1	COMMERCIAL PERSONAL PROPE	634		\$0	\$64,505,910	\$64,321,240
L2	INDUSTRIAL AND MANUFACTURIN	16		\$0	\$60,009,760	\$60,009,760
M1	TANGIBLE OTHER PERSONAL, MOB	594		\$495,420	\$18,695,680	\$15,407,262
O	RESIDENTIAL INVENTORY	432	60.1644	\$10,815,261	\$31,674,032	\$31,459,123
S	SPECIAL INVENTORY TAX	24		\$0	\$21,151,800	\$21,151,800
X	TOTALLY EXEMPT PROPERTY	595	1,102.5657	\$7,110,260	\$310,328,927	\$0
Totals			5,411.2442	\$48,729,234	\$2,670,368,512	\$2,085,293,958

BRAZORIA County

2025 PRELIMINARY TOTALS

CAN - CITY OF ANGLETON

Property Count: 9,841

Grand Totals

4/28/2025

3:04:04PM

CAD State Category Breakdown

State Code	Description	Count	Acres	New Value	Market Value	Taxable Value
A1	SINGLE FAMILY RESIDENCE	6,066	1,817.3631	\$19,479,293	\$1,393,380,366	\$1,195,765,030
A2	MOBILE HOME ON LAND	133	46.2465	\$74,860	\$6,728,250	\$4,736,769
A3	IMPROVEMENT ONLY	5		\$0	\$333,960	\$278,960
B1	APARTMENTS	45	5.8476	\$4,076,310	\$151,882,966	\$145,328,483
B2	DUPLEX	19	4.9585	\$172,880	\$3,802,644	\$3,792,746
C1	VACANT LOT IN CITY	515	285.9481	\$0	\$16,456,446	\$15,300,041
C2	COMMERCIAL OR INDUSTRIAL VAC	93	84.3849	\$0	\$7,819,002	\$7,147,351
D1	QUALIFIED AG LAND	93	971.5671	\$0	\$31,222,626	\$77,258
D2	IMPROVEMENTS ON QUALIFIED AG L	11		\$0	\$84,060	\$83,711
E1	FARM OR RANCH IMPROVEMENT	36	36.6539	\$0	\$7,782,812	\$6,126,215
E2	FARM OR RANCH OUT BUILDINGS	54		\$0	\$307,610	\$295,524
E4	NON QUALIFIED AG LAND	57	507.3088	\$0	\$12,743,776	\$11,788,621
F1	COMMERCIAL REAL PROPERTY	477	439.7742	\$6,504,950	\$456,863,075	\$427,637,914
F2	INDUSTRIAL REAL PROPERTY	4	16.5390	\$0	\$18,883,090	\$18,874,430
J2	GAS DISTRIBUTION SYSTEM	2		\$0	\$3,723,590	\$3,723,590
J3	ELECTRIC COMPANY	10	22.3120	\$0	\$21,972,620	\$21,972,620
J4	TELEPHONE COMPANY	21	0.6740	\$0	\$3,059,100	\$3,059,100
J5	RAILROAD	14	8.9364	\$0	\$18,500,240	\$18,500,240
J6	PIPELINES	10		\$0	\$6,771,220	\$6,771,220
J7	CABLE TELEVISION COMPANY	3		\$0	\$1,051,190	\$1,051,190
J8	REAL & TANGIBLE PERSONAL, UTIL	6		\$0	\$633,760	\$633,760
L1	COMMERCIAL PERSONAL PROPER	634		\$0	\$64,505,910	\$64,321,240
L2	INDUSTRIAL PERSONAL PROPERTY	16		\$0	\$60,009,760	\$60,009,760
M1	MOBILE HOMES	594		\$495,420	\$18,695,680	\$15,407,262
O1	RESIDENTIAL INVENTORY VACANT L	343	49.0380	\$0	\$16,162,231	\$16,088,123
O2	RESIDENTIAL INVENTORY IMPROVE	89	11.1264	\$10,815,261	\$15,511,801	\$15,371,000
S	SPECIAL INVENTORY	24		\$0	\$21,151,800	\$21,151,800
X	TOTAL EXEMPT	595	1,102.5657	\$7,110,260	\$310,328,927	\$0
Totals			5,411.2442	\$48,729,234	\$2,670,368,512	\$2,085,293,958

BRAZORIA County

2025 PRELIMINARY TOTALS

CAN - CITY OF ANGLETON

Property Count: 9,841

Effective Rate Assumption

4/28/2025

3:04:04PM

New Value

TOTAL NEW VALUE MARKET:	\$48,729,234
TOTAL NEW VALUE TAXABLE:	\$39,873,315

New Exemptions

Exemption	Description	Count		
EX-XV	Other Exemptions (including public property, r	3	2024 Market Value	\$37,700
EX366	HB366 Exempt	25	2024 Market Value	\$40,340
ABSOLUTE EXEMPTIONS VALUE LOSS				\$78,040

Exemption	Description	Count	Exemption Amount
DP	Disability	1	\$50,000
DV1	Disabled Veterans 10% - 29%	1	\$12,000
DV2	Disabled Veterans 30% - 49%	2	\$15,000
DV3	Disabled Veterans 50% - 69%	3	\$32,000
DV4	Disabled Veterans 70% - 100%	8	\$96,000
DVHS	Disabled Veteran Homestead	3	\$620,379
HS	Homestead	42	\$282,144
OV65	Over 65	74	\$3,551,777
OV65S	OV65 Surviving Spouse	2	\$50,000
PARTIAL EXEMPTIONS VALUE LOSS		136	\$4,709,300
NEW EXEMPTIONS VALUE LOSS			\$4,787,340

Increased Exemptions

Exemption	Description	Count	Increased Exemption Amount
INCREASED EXEMPTIONS VALUE LOSS			
TOTAL EXEMPTIONS VALUE LOSS			\$4,787,340

New Ag / Timber Exemptions**New Annexations****New Deannexations****Average Homestead Value**

Category A and E

Count of HS Residences	Average Market	Average HS Exemption	Average Taxable
4,384	\$243,067	\$19,289	\$223,778
Category A Only			

Count of HS Residences	Average Market	Average HS Exemption	Average Taxable
4,365	\$242,812	\$19,132	\$223,680

BRAZORIA County

2025 PRELIMINARY TOTALS

CAN - CITY OF ANGLETON

Lower Value Used

Count of Protested Properties	Total Market Value	Total Value Used
455	\$111,051,806.00	\$87,402,741



Brazoria County Tax Office

KRISTIN R. BULANEK

TAX ASSESSOR-COLLECTOR

111 E. Locust
Angleton, Texas 77515

979.864.1320
FAX 979.864.1346

July 10, 2025

Re: 2025 Anticipated Collection Rate and Excess Debt Collections, if applicable

To Whom It May Concern,

In accordance with Tax Code §26.04(b), the taxing unit's collector shall certify the anticipated collection rate calculated under Subsections (h), (h-1) and (h-2) for the current year to the governing body.

If the collector certified an anticipated collection rate in the preceding year and the actual collection rate in that year exceeded the anticipated rate, the collector shall also certify the amount of debt taxes collected in excess of the anticipated amount in the preceding year. This amount, if any, will be used to lower the debt rate for the upcoming year.

I, Kristin R. Bulanek, Brazoria County Tax Assessor-Collector, hereby certify the anticipated collection rate for tax year 2025 to be 98.82% for the City of Angleton, with excess debt collections in the amount of \$0.

Sincerely,

Kristin R. Bulanek PCAC, PCC, CTOP, CIA
Tax Assessor-Collector
Brazoria County, Texas

01 -GENERAL FUND

REVENUES	2022-2023 ACTUAL	2023-2024 ACTUAL	(----- ORIGINAL BUDGET	2024-2025 AMENDED BUDGET	----- Y-T-D ACTUAL	2025-2026 PROPOSED BUDGET
AD VALOREM TAXES						
01-300-100 PROPERTY TAX - CURRENT	7,237,338	7,807,494	7,560,208	7,560,208	7,210,125	7,801,021
01-300-110 PROPERTY TAX - DELINQUENT	62,696	63,505	50,000	50,000	160,679	150,000
01-300-120 PROPERTY TAX - RENDITION	470	1,934	0	0	8,807	5,000
TOTAL AD VALOREM TAXES	7,300,503	7,872,932	7,610,208	7,610,208	7,379,611	7,956,021
OTHER TAXES						
01-300-200 FRANCHISE FEES	638,179	716,142	675,000	675,000	293,031	675,000
01-300-205 INDUSTRIAL AGREEMENT	98,918	59,143	104,000	32,000	0	60,000
TOTAL OTHER TAXES	737,097	775,285	779,000	707,000	293,031	735,000
UTILITIES INCOME						
01-300-306 SALES TAX	3,970,080	4,232,594	4,801,868	4,801,868	2,558,962	4,818,554
01-300-308 FEMA REIM-BERYL PAYROLL	0	128,373	0	0	0	0
01-300-350 Lease Revenue - CH Annex	0	23,205	45,748	45,748	25,130	45,748
TOTAL UTILITIES INCOME	3,970,080	4,384,173	4,847,616	4,847,616	2,584,093	4,864,302
FINES & PENALTIES						
01-300-400 PROPERTY TAX - PENALTIES	54,468	62,409	70,000	70,000	(7,768)	70,000
01-300-405 COURT FINES	492,217	503,468	550,000	550,000	457,303	550,000
01-300-406 COURT COLLECTION AGENCY FEES	48,454	50,384	45,000	45,000	39,367	45,000
01-300-407 COURT WEB PAY USER FEE	3,704	3,390	10,000	10,000	2,340	5,000
01-300-408 LOCAL TRUANCY PREVENTION FUND	13,131	13,432	10,000	10,000	12,480	15,000
01-300-409 COURT JUDICIAL EFFICIENCY	577	271	500	500	168	500
01-300-410 LOCAL MUNI JURY FUND	263	269	200	200	250	200
TOTAL FINES & PENALTIES	612,814	633,624	685,700	685,700	504,138	685,700
LICENSES & PERMITS						
01-300-500 BUILDING PERMITS	329,277	529,554	500,000	500,000	424,760	500,000
01-300-500.COUNTY BUILDING PERMITS	145,205	0	0	0	0	0
01-300-500.CTY COURTHOUSE ENGINEERING	48,182	0	0	0	0	0
01-300-501 FOOD INSPECTIONS PERMITS	33,160	30,575	33,000	33,000	20,258	33,000
01-300-502 HEALTH-FOOD RE-INSPECTIONS	0	0	0	0	7,268	5,000
01-300-504 FOOD-SERVICE HANDLER TRAINING	87	82	0	0	444	0
01-300-505 DEV SRVC SPECIAL PERMIT FEES	23,590	30,692	60,000	60,000	29,468	60,000
01-300-509 FALSE ALARMS COLLECTION FEE	0	0	0	0	0	0
01-300-510 TRAILER PARK PERMIT FEES	6,270	6,499	6,500	6,500	2,440	7,500
01-300-511 BURGLAR ALARM PERMITS	7,550	7,684	7,500	7,500	1,775	5,000
01-300-512 ZONING/VARIANCE/PLATING FEES	57,209	27,047	0	0	39,178	20,000
01-300-513 PEDDLER PERMITS	100	395	0	0	0	0
01-300-515 ANIMAL CONTROL	11,918	7,740	15,000	15,000	3,190	10,000
01-300-517 ANIMAL SERVICES	0	0	0	0	0	0
01-300-519 MIXED BEVERAGE TAX	53,210	54,974	67,000	67,000	32,267	67,000
01-300-520 ALCOHOL LICENSES	3,758	5,280	6,500	6,500	3,493	6,500
01-300-523 PEDDLER BADGES	435	360	0	0	135	0
01-300-526 BCCA	1,320	40	0	0	0	0
01-300-530 FM/PERMITS	0	0	0	0	495	500

01 -GENERAL FUND

REVENUES	2022-2023 ACTUAL	2023-2024 ACTUAL	2024-2025			2025-2026 PROPOSED BUDGET
			ORIGINAL BUDGET	AMENDED BUDGET	Y-T-D ACTUAL	
01-300-535 8-LINER REVENUE	0	3,000	6,000	6,000	0	6,000
TOTAL LICENSES & PERMITS	721,271	703,922	701,500	701,500	565,171	720,500
GARBAGE						
01-300-600 SOLID WASTE INCOME	2,368,730	2,673,025	2,662,661	2,662,661	2,004,190	2,662,661
TOTAL GARBAGE	2,368,730	2,673,025	2,662,661	2,662,661	2,004,190	2,662,661
PARKS & RECREATION						
01-300-700 REGISTRATION FEES	0	0	0	0	0	0
01-300-710 BALLFIELD RENTAL FEES	4,775	6,825	1,068	9,068	4,325	1,400
01-300-712 Pavilion Rentals	0	0	6,690	6,690	4,050	7,500
01-300-715 Parks - Misc. Revenue	0	1,353	1,000	1,000	1,533	1,500
01-300-719 LEASE PURCHASE LOAN-REV CAP-TR	0	0	0	0	0	0
01-300-725 LEASE PURCHASE LOAN REVENUE	614,867	0	0	0	0	0
TOTAL PARKS & RECREATION	619,642	8,178	8,758	16,758	9,908	10,400
MISCELLANEOUS						
01-300-800 INTEREST INCOME	116,487	79,724	30,000	90,000	288,440	100,000
01-300-815 SPECIAL ASSESSMENTS	1,354	5,664	0	0	2,679	0
01-300-820 CASH OVER/SHORT	6	184	0	0	(19)	0
01-300-830 CIVIL DEFENSE	0	0	0	0	0	0
01-300-850 STATE FUNDS FOR POL TRAINING	2,079	5,306	5,000	5,000	6,187	6,000
01-300-856 COVID-19 REVENUE	18,605	0	0	0	0	0
01-300-857 INTERLOCAL AGREEMEN GCC	0	0	0	0	0	0
01-300-861 POLICE GUN DEDUCTION	22,944	24,071	45,000	45,000	16,101	45,000
01-300-863 PD Training Registration	675	225	0	0	150	0
01-300-864 ADMIN TIRZ REIMBURSEMENT	2,734	0	0	0	0	0
01-300-880 Insurance Reimbursement	0	33,239	0	0	0	0
01-300-890 SALE OF FIXED ASSETS	122,038	49,709	30,000	30,000	25,528	30,000
01-300-896 ANIMAL CONTROL LOCAL AGREEMENT	40,000	40,000	40,000	40,000	40,000	40,000
01-300-898 MIS.DOC REQUEST	0	0	0	0	0	0
01-300-899 MISCELLANEOUS	197,212	54,036	20,000	20,000	35,979	20,000
TOTAL MISCELLANEOUS	524,135	292,157	170,000	230,000	415,046	241,000
TRANSFERS						
01-300-901 TRANSFER FROM FUND BALANCE	0	0	1,544,445	0	0	0
01-300-902 TRANSFER FROM STREET FUND	0	0	0	86,250	86,250	0
01-300-903 TRANSFER FROM WATER FUND	1,231,709	1,392,298	0	0	0	0
01-300-908 TRANSFER FROM FUND 08	5,000	5,000	5,000	5,000	5,000	5,000
01-300-911 TRANSFER FROM COMMUNITY EVENTS	0	0	0	100,000	50,000	25,000
01-300-912 TRANSFER FROM FUND 12	2,025	2,025	2,025	2,025	2,025	2,025
01-300-913 TRANSFER FROM KAB	0	0	0	13,047	13,047	0
01-300-919 TRANSFER FROM CAPITAL REVOL	0	0	0	86,250	86,250	0
01-300-924 TRANSFER FROM HOTEL FOR ADMIN	25,000	14,583	0	0	0	0
01-300-925 TRANSFER FROM GULF COAST CTR	0	0	0	0	0	0
01-300-940 TRANSFER FROM ABLC	275,727	349,129	409,039	685,957	300,000	330,875
01-300-996 Transfer From Fund 96	32,471	0	0	0	0	0
TOTAL TRANSFERS	1,571,932	1,763,035	1,960,509	978,529	542,572	362,900
TOTAL REVENUES	18,426,204	19,106,332	19,425,952	18,439,972	14,297,758	18,238,484

01 -GENERAL FUND
00-ADMINISTRATION

EXPENDITURES	2022-2023 ACTUAL	2023-2024 ACTUAL	(----- ORIGINAL BUDGET	2024-2025 AMENDED BUDGET	----- Y-T-D ACTUAL	2025-2026 PROPOSED BUDGET
PERSONNEL SERVICES						
01-500-105 ADMIN - SALARIES	135,896	163,724	163,118	163,118	114,742	163,118
01-500-110 ADMIN - OVERTIME	0	0	0	0	0	0
01-500-115 ADMIN - LONGEVITY	120	180	300	300	0	0
01-500-125 ADMIN - AUTO ALLOWANCE	7,200	7,200	7,200	7,200	5,261	7,200
01-500-126 ADMIN - CERTIFICATION	52	0	0	0	0	0
01-500-128 ADMIN - SPECIAL JOB PAY	0	0	0	0	0	0
01-500-135 ADMIN - FICA	10,925	12,712	12,501	12,501	9,520	13,066
01-500-140 ADMIN - HEALTH INS	241	108	14,358	0	27	13,769
01-500-141 ADMIN - INS SUBSIDY	0	0	0	0	0	0
01-500-143 ADMIN - MERIT PAY	0	0	0	0	0	0
01-500-145 ADMIN - WORKERS COMP	405	0	176	176	225	0
01-500-150 ADMIN - UNEMPLOYMENT	0	0	0	0	0	0
01-500-155 ADMIN - RETIREMENT	16,165	19,232	19,545	19,545	14,573	19,757
01-500-165 ADMIN - MEDICAL EXPENSE	0	0	0	0	0	0
01-500-185 ADMIN - PAYROLL ACCRUAL	1,556	(3,548)	3,548	0	(892)	0
TOTAL PERSONNEL SERVICES	172,560	199,608	220,746	202,840	143,457	216,910
SUPPLIES						
01-500-203 ADMIN - APPAREL	105	716	1,000	0	0	0
01-500-205 ADMIN - GENERAL SUPPLIES	5,897	6,532	7,100	7,100	6,132	7,100
01-500-210 ADMIN - OFFICE SUPPLIES	0	209	0	0	0	0
01-500-215 ADMIN - VEHICLE SUPPLIES	0	0	0	0	0	0
01-500-216 FUEL CHARGES	0	0	0	0	0	0
TOTAL SUPPLIES	6,002	7,457	8,100	7,100	6,132	7,100
REPAIR & MAINTENANCE						
01-500-305 ADMIN - R&M VEHICLE	6,000	0	0	0	0	0
TOTAL REPAIR & MAINTENANCE	6,000	0	0	0	0	0
SERVICES						
01-500-405 ADMIN - PHONES	691	578	600	600	410	600
01-500-415 ADMIN - LEGAL/PROFESSIONAL	304,955	398,703	175,000	175,000	142,858	175,000
01-500-415.14 ANDERSON PLACE	0	0	0	0	0	0
01-500-416 ADMIN - MANUALS	0	0	0	0	0	0
01-500-417 ADMIN - CONSULT FEE (PLAN/REV)	26,050	0	40,000	40,000	0	40,000
01-500-417.01 KIBER TRACT	0	0	0	0	0	0
01-500-417.02 RANCHO ISABELLA MUD	0	0	0	0	0	0
01-500-417.03 ENGINEERING CR 220	0	0	0	0	0	0
01-500-417.04 GREATER HEIGHTS BAPT CHURCH	0	0	0	0	0	0
01-500-417.05 BATTERY PARK	0	0	0	0	0	0
01-500-418 ADMIN - INTERIM CITY SECRETARY	0	0	0	0	0	0
01-500-419 ADMIN - ATTORNEY FEES	195,218	215,983	200,000	200,000	110,038	200,000
01-500-419.01 BROWNSTONE APARTS PRO FEE	0	0	0	0	0	0
01-500-419.02 GREENTRAILS- PRO FEES	1,820	450	0	0	0	0
01-500-419.03 RIVERWOOD RANCH-PRO FES	3,585	3,396	0	0	540	0

01 -GENERAL FUND
00-ADMINISTRATION

EXPENDITURES	2022-2023 ACTUAL	2023-2024 ACTUAL	(----- 2024-2025 -----)			2025-2026 PROPOSED BUDGET
			ORIGINAL BUDGET	AMENDED BUDGET	Y-T-D ACTUAL	
01-500-419.04 WOODLANDS OF ANG- PRO FES	0	0	0	0	0	0
01-500-419.05 GREYSTONE DEV-PROF FEES	2,788	158	0	0	0	0
01-500-419.06 OPEN RECORDS-PROF FEES	84,642	53,486	0	0	46,968	0
01-500-419.07 GENERAL-PROF FEES	0	0	0	0	0	0
01-500-419.08 HENDERSON RD APTS	0	0	0	0	0	0
01-500-419.09 CHARTER REVIEW	993	0	0	0	0	0
01-500-419.10 WINDROSE GREEN SUB	7,461	4,658	0	0	684	0
01-500-419.11 ANGLETON SOUTH EST	0	0	0	0	0	0
01-500-419.13 KIBER RESERVE	1,946	675	0	0	68	0
01-500-419.14 HERITAGE OAKS, SEC 7	0	0	0	0	0	0
01-500-419.15 AISD TRANSPORTATION CENTER	0	0	0	0	0	0
01-500-419.16 UTMB SAME DAY CARE FACILITY	0	0	0	0	0	0
01-500-419.17 RIVERWOOD RANCH	6,921	(6,214)	0	0	248	0
01-500-419.18 HENDERSON RD CULVERTS	0	0	0	0	0	0
01-500-419.19 GIFFORD MEADOWS	0	0	0	0	0	0
01-500-419.20 TIGNER ANNEXATION	0	0	0	0	0	0
01-500-419.21 AUSTIN COLONY LEGAL FEES	7,136	2,627	0	0	3,780	0
01-500-419.22 HERITAGE OAKS	0	0	0	0	0	0
01-500-419.23 BAYOU BEND	0	0	0	0	0	0
01-500-419.24 ASHLAND	23,355	(18,235)	0	0	1,688	0
01-500-419.25 Stasny Ranch	9,152	(5,280)	0	0	68	0
01-500-420 ADMIN - DUES/SUBSCRIPTIONS	5,959	6,059	6,000	6,000	4,058	6,000
01-500-421 ADMIN-RENT	0	0	0	0	0	0
01-500-422 ADMIN - CTY CONNECT	0	0	0	0	0	0
01-500-425 ADMIN - TRAVEL/TRAINING	12,397	7,783	2,000	2,000	582	2,000
01-500-430 ADMIN - ELECTION EXPENSE	0	0	0	0	0	0
01-500-431 ADMIN - MOVING EXPENSE	0	0	0	0	0	0
01-500-432 ADMIN - ANNEXATION	0	0	0	0	0	0
01-500-445 ADMIN - SPECIAL SERVICES	0	0	0	0	1,905	0
01-500-447 ADMIN - EMS CONTRIBUTION (GAS)	0	0	0	0	0	0
01-500-455 ADMIN - CONTRACT LABOR	13,842	0	0	0	0	0
01-500-459 ADMIN - REGIONAL TRANSPORT	0	0	0	0	0	0
TOTAL SERVICES	708,909	664,826	423,600	423,600	313,894	423,600
MISCELLANEOUS						
01-500-503 ADMIN - SURETY/NOTARY FEE	350	350	0	0	350	0
01-500-509 ADMIN - AISD AGREEMENT	0	0	0	0	0	0
01-500-510 ADMIN - EMP APPRECIATION	395	1,294	0	0	0	0
01-500-511 ADMIN - TUITION REIMBURSE	0	0	0	0	0	0
01-500-513 ADMIN - PEDDLER PERMIT SUPPLY	0	0	0	0	0	0
01-500-515 PARKS-DEBT LEASE PURCHASE	0	0	0	0	0	0
01-500-520 ADMIN - CONTINGENCY	0	0	0	0	0	0
01-500-540 ADMIN - BOARDS/COMMISSIONS	0	0	0	0	0	0
01-500-555 ADMIN - BUSINESS EXPENSE	0	0	0	0	0	0
01-500-599 ADMIN - MISCELLANEOUS	3,637	456	3,000	0	0	0
TOTAL MISCELLANEOUS	4,382	2,100	3,000	0	350	0

CITY OF ANGLETON
APPROVED BUDGET
AS OF: JUNE 30TH, 2025

01 -GENERAL FUND
00-ADMINISTRATION

		2022-2023	2023-2024	(-----	2024-2025	-----)	2025-2026
EXPENDITURES		ACTUAL	ACTUAL	ORIGINAL	AMENDED	Y-T-D	PROPOSED
				BUDGET	BUDGET	ACTUAL	BUDGET
<u>OTHER</u>							
01-500-701	TRANSFER TO FUND BALANCE	0	0	0	0	0	0
01-500-708	CITY'S MATCH TO WINTER STORM	0	0	0	0	0	0
01-500-711	TRANSFER TO COMMUNITY EVENTS	0	329,607	0	0	0	0
01-500-718	TRANSFER TO GENERATOR GRANT	0	0	0	0	0	0
01-500-741	TRANSFER TO FUND 41 UNEMPLOY	0	0	0	0	0	0
01-500-797	TRANSFER TO FUND 97	0	0	0	0	0	0
TOTAL OTHER		0	329,607	0	0	0	0
TOTAL 00-ADMINISTRATION		897,852	1,203,598	655,446	633,540	463,833	647,610

CITY OF ANGLETON
APPROVED BUDGET
AS OF: JUNE 30TH, 2025

01 -GENERAL FUND
01-COUNCIL

		2022-2023	2023-2024	(----- 2024-2025 -----)		2025-2026
EXPENDITURES		ACTUAL	ACTUAL	ORIGINAL BUDGET	AMENDED BUDGET	PROPOSED BUDGET
					Y-T-D ACTUAL	
<u>SUPPLIES</u>						
01-501-203	COUNCIL - APPAREL	81	440	600	300	42
01-501-205	COUNCIL - GENERAL SUPPLIES	8,157	7,477	9,000	9,000	4,235
	TOTAL SUPPLIES	8,238	7,917	9,600	9,300	4,277
<u>SERVICES</u>						
01-501-405	TELEPHONE	0	0	0	400	40
01-501-420	COUNCIL - DUES/SUBSCRIPTIONS	50	50	1,000	500	0
01-501-425	COUNCIL - TRAVEL/TRAINING	8,839	6,053	19,730	7,730	1,535
01-501-455	COUNCIL - OTHER SERVICES	3,255	1,560	1,600	1,600	140
01-501-460	COUNCIL - SERVICES	7,800	7,800	7,800	7,800	5,450
	TOTAL SERVICES	19,944	15,463	30,130	18,030	7,165
<u>MISCELLANEOUS</u>						
01-501-599	COUNCIL - MISCELLANEOUS	40	0	0	0	0
	TOTAL MISCELLANEOUS	40	0	0	0	0
TOTAL 01-COUNCIL		28,222	23,381	39,730	27,330	11,442
						27,330

CITY OF ANGLETON
APPROVED BUDGET
AS OF: JUNE 30TH, 2025

01 -GENERAL FUND
02-HR DEPARTMENT

		2022-2023	2023-2024	(-----	2024-2025	-----)	2025-2026
EXPENDITURES		ACTUAL	ACTUAL	ORIGINAL	AMENDED	Y-T-D	PROPOSED
				BUDGET	BUDGET	ACTUAL	BUDGET
PERSONNEL SERVICES							
01-502-105	HUM RES - SALARIES	161,250	172,068	171,338	171,338	120,748	171,338
01-502-110	HUM RES - OVERTIME	322	524	2,000	200	228	0
01-502-115	HUM RES - LONGEVITY	240	360	540	540	0	360
01-502-125	HR- AUTO ALLOWANCE	6,000	6,000	6,000	2,077	2,077	0
01-502-126	HUM RES - CERTIFICATION	1,065	792	900	320	312	0
01-502-128	HUM RES - SPECIAL JOB PAY	0	0	0	0	0	0
01-502-135	HUM RES - FICA	12,518	13,117	13,371	13,371	9,591	13,164
01-502-140	HUM RES - HEALTH INS	22,751	23,156	28,716	28,716	17,571	27,538
01-502-141	HUM RES - INS SUBSIDY	0	(35)	0	0	0	0
01-502-143	HR- PHONE ALLOWANCE	0	692	0	28	28	0
01-502-145	HUM RES - WORKERS COMP	346	759	309	451	450	0
01-502-150	HUM RES - UNEMPLOYMENT	0	0	0	0	0	0
01-502-155	HUM RES - RETIREMENT	20,048	20,895	20,904	20,904	15,109	20,555
01-502-165	HUM RES - MEDICAL EXPENSE	0	0	0	0	0	0
01-502-185	HUM RES - PAYROLL ACCRUAL	1,351	(4,248)	0	0	(930)	0
TOTAL PERSONNEL SERVICES		225,891	234,079	244,078	237,945	165,182	232,955
SUPPLIES							
01-502-203	HUM RES - APPAREL	275	226	250	250	137	250
01-502-205	HUM RES - GENERAL SUPPLIES	889	1,220	3,000	2,829	374	2,829
01-502-211	HUM RES - POSTAGE	0	99	150	150	0	150
TOTAL SUPPLIES		1,164	1,545	3,400	3,229	511	3,229
REPAIR & MAINTENANCE							
01-502-310	HUM RES-R&M SOFTWARE/EQUIPMENT	0	0	0	0	0	0
TOTAL REPAIR & MAINTENANCE		0	0	0	0	0	0
SERVICES							
01-502-405	HUM RES - PHONES	522	483	1,400	1,400	558	1,400
01-502-417	HUM RES PROFESSIONAL SERVICES	70,197	49,072	50,000	44,400	34,245	44,400
01-502-420	HUM RES - DUES/SUBSCRIPTIONS	1,730	1,304	1,400	1,400	320	1,400
01-502-425	HUM RES - TRAVEL/TRAINING	6,775	7,810	9,000	9,000	8,088	9,000
01-502-455	HUM RES - CONTRACT LABOR	0	0	0	0	0	0
01-502-460	HUM RES - ANNUAL SOFTWARE FEE	15,190	52,874	15,000	38,500	20,870	52,874
TOTAL SERVICES		94,414	111,542	76,800	94,700	64,080	109,074
MISCELLANEOUS							
01-502-503	HUM RES - SURETY/NOTARY FEE	0	594	0	0	0	0
01-502-510	HUM RES - EMP APPRECIATION	23,487	23,764	24,000	18,000	(4,895)	18,000
TOTAL MISCELLANEOUS		23,487	24,358	24,000	18,000	(4,895)	18,000

Item 5.

01 -GENERAL FUND
02-HR DEPARTMENT

EXPENDITURES	2022-2023	2023-2024	(----- 2024-2025 -----)			2025-2026
	ACTUAL	ACTUAL	ORIGINAL BUDGET	AMENDED BUDGET	Y-T-D ACTUAL	PROPOSED BUDGET
<hr/>						
<u>CAPITAL EXPENDITURES</u>						
01-502-626 HUM RES - SMALL EQUIPMENT CE	0	0	0	0	0	0
01-502-630 HUM RES - FURNITURE/FIXTURES	<u>0</u>	<u>0</u>	<u>0</u>	<u>0</u>	<u>0</u>	<u>0</u>
TOTAL CAPITAL EXPENDITURES	0	0	0	0	0	0
<hr/>						
TOTAL 02-HR DEPARTMENT	344,955	371,523	348,278	353,874	224,878	363,258

01 -GENERAL FUND
06-MAINTENANCE DEPT.

		2022-2023	2023-2024	(----- ORIGINAL	2024-2025	Y-T-D	2025-2026
EXPENDITURES		ACTUAL	ACTUAL	BUDGET	BUDGET	ACTUAL	PROPOSED
							BUDGET
<hr/>							
PERSONNEL SERVICES							
01-506-105	MAINT - SALARIES	0	0	105,164	105,164	71,436	116,028
01-506-110	MAINT - OVERTIME	22	649	650	200	238	0
01-506-115	MAINT - LONGEVITY	0	0	420	420	0	1,080
01-506-126	MAINT - CERTIFICATION	0	0	0	0	0	0
01-506-128	MAINT - SPECIAL JOB PAY	0	0	0	0	0	0
01-506-135	MAINT - FICA	0	0	8,127	8,127	5,403	8,959
01-506-140	MAINT - HEALTH INS	0	0	14,500	14,500	8,068	14,062
01-506-141	MAINT - INS SUBSIDY	0	0	0	0	0	0
01-506-145	MAINT - WORKERS COMP	0	0	0	0	450	0
01-506-150	MAINT - UNEMPLOYMENT	0	0	4,250	4,250	0	0
01-506-155	MAINT - RETIREMENT	0	0	12,706	12,706	8,500	13,988
01-506-165	MAINT - MEDICAL EXPENSE	0	0	0	0	0	0
01-506-185	MAINT - PAYROLL ACCRUAL	0	0	0	0	0	0
TOTAL PERSONNEL SERVICES		22	649	145,817	145,367	94,096	154,117
<hr/>							
SUPPLIES							
01-506-203	Maint - Apparel	0	0	500	250	0	250
01-506-205	MAINT - GENERAL SUPPLIES	0	466	500	250	0	250
01-506-205.1	Maint - Gen Supplies - CHA	0	0	500	50	15	50
01-506-216	MAINT-FUEL	0	0	500	0	0	0
01-506-220	MAINT - EQUIPMENT SUPPLIES	0	30	3,000	500	138	500
TOTAL SUPPLIES		0	496	5,000	1,050	153	1,050
<hr/>							
REPAIR & MAINTENANCE							
01-506-305	MAINT - R&M VEHICLES	0	8,495	4,000	200	166	0
01-506-320	MAINT - R&M BUILDING	0	43,851	45,000	15,000	4,567	15,000
01-506-320.1	Maint - R&M Building - CHA	0	4,219	45,000	7,000	9,155	7,000
01-506-325	MAINT - BUILDING RENO - CH	0	19,856	25,000	0	6,412	0
01-506-325.1	Maint - Building Reno - CHA	0	75,048	35,000	18,500	18,320	18,500
TOTAL REPAIR & MAINTENANCE		0	151,469	154,000	40,700	38,620	40,500
<hr/>							
SERVICES							
01-506-405	MAINT - PHONES	0	473	1,050	1,050	281	1,050
01-506-410	MAINT - UTILITIES	0	0	35,000	30,000	15,115	30,000
01-506-410.1	Maint - Utilities - CHA	0	152	40,000	35,000	9,580	35,000
01-506-425	TRAVEL & TRAINING	0	1,694	5,000	2,000	1,943	700
01-506-455	MAINT - CONTRACT LABOR	0	10,088	42,000	25,741	24,754	25,741
01-506-455.1	Maint - Contract Labor - CHA	0	12,545	5,000	5,000	8,614	5,000
TOTAL SERVICES		0	24,952	128,050	98,791	60,288	97,491

01 -GENERAL FUND
06-MAINTENANCE DEPT.

		2022-2023	2023-2024	(----- 2024-2025 -----)		2025-2026
EXPENDITURES		ACTUAL	ACTUAL	ORIGINAL BUDGET	AMENDED BUDGET	PROPOSED BUDGET
					Y-T-D ACTUAL	
<u>MISCELLANEOUS</u>						
01-506-505	MAINT - INSURANCE	0	0	39,809	69,409	60,891
01-506-505.1	Maint - CHA-PROPERTY & ME	0	2,708	79,375	68,875	59,526
01-506-506	MAINT - VEHICLE INSURANCE	0	0	481	981	481
01-506-508	MAINT - INSURANCE COMMISSION	0	0	0	0	0
01-506-510	MAINT - EMP APPRECIATION	0	0	250	0	75
01-506-514	Maint - Enterprise Veh Lease	0	0	0	0	0
01-506-535	MAINT - LEASE PAYMENTS	0	1,821	2,500	0	0
01-506-535.1	Maint - Lease Payment - CHA	0	0	0	0	0
TOTAL MISCELLANEOUS		0	4,529	122,415	139,265	120,973
<u>CAPITAL EXPENDITURES</u>						
01-506-607	Maint - Building	0	14,653	0	0	0
01-506-625	MAINT - EQUIPMENT CE	0	0	0	0	0
TOTAL CAPITAL EXPENDITURES		0	14,653	0	0	0
<hr/>						
TOTAL 06-MAINTENANCE DEPT.		22	196,748	555,282	425,173	314,129
						293,158

01 -GENERAL FUND
10-CITY SECRETARY

		2022-2023	2023-2024	(-----	2024-2025	-----)	2025-2026
EXPENDITURES		ACTUAL	ACTUAL	ORIGINAL	AMENDED	Y-T-D	PROPOSED
				BUDGET	BUDGET	ACTUAL	BUDGET
<u>PERSONNEL SERVICES</u>							
01-510-105	CITY SEC - SALARIES	109,872	161,425	172,896	172,896	121,577	172,896
01-510-110	CITY SEC - OVERTIME	0	0	0	0	0	0
01-510-115	CITY SEC - LONGEVITY	0	90	360	360	0	0
01-510-125	CITY SEC - AUTO ALLOWANCE	2,885	5,308	6,000	2,077	2,077	0
01-510-126	CITY SEC - CERTIFICATION	640	1,015	1,200	416	415	0
01-510-135	CITY SEC - FICA	8,429	12,106	13,346	13,346	9,455	13,227
01-510-140	CITY SEC - HEALTH INS	26,867	31,441	28,715	28,715	23,928	27,538
01-510-141	CITY SEC - INS SUBSIDY	0	(60)	0	0	0	8,477
01-510-143	CITY SEC - PHONE ALLOWANCE	346	1,191	0	0	55	0
01-510-145	CITY SEC - WORKERS COMP	238	759	264	264	450	0
01-510-150	CITY SEC - UNEMPLOYMENT	0	0	0	0	0	0
01-510-155	CITY SEC - RETIREMENT	13,129	18,759	20,865	20,865	15,232	20,652
01-510-165	CITY SEC - MEDICAL EXPENSE	0	0	0	0	0	0
01-510-185	CITY SEC - PAYROLL ACCRUAL	1,361	(2,949)	0	0	(937)	0
TOTAL PERSONNEL SERVICES		163,767	229,084	243,646	238,939	172,252	242,790
<u>SUPPLIES</u>							
01-510-203	CITY SEC- APPAREL	174	178	200	0	0	0
01-510-205	CITY SEC - GENERAL SUPPLIES	3,307	7,503	4,500	4,500	666	4,500
TOTAL SUPPLIES		3,481	7,681	4,700	4,500	666	4,500
<u>REPAIR & MAINTENANCE</u>							
01-510-310	CITY SEC - R&M EQUIPMENT	22,818	69,600	2,000	2,000	0	2,000
TOTAL REPAIR & MAINTENANCE		22,818	69,600	2,000	2,000	0	2,000
<u>SERVICES</u>							
01-510-405	CITY SEC - PHONES	0	0	1,500	1,500	813	1,500
01-510-415	CITY SEC - LEGAL/PROFESSIONAL	48,909	23,873	1,500	1,500	0	1,500
01-510-416	CITY SEC - MANUALS	601	9,688	19,200	12,000	0	12,000
01-510-420	CITY SEC - DUES/SUBSCRIPTIONS	849	255	525	1,175	140	1,175
01-510-425	CITY SEC - TRAVEL/TRAINING	6,861	9,098	14,832	9,000	3,108	9,000
01-510-430	CITY SEC - ELECTION EXPENSE	6,314	16,078	17,968	15,000	0	15,000
01-510-455	CITY SEC - RECORDS MANAGEMENT	27,758	22,427	23,400	6,500	3,250	6,500
01-510-460	CITY SEC - ANNUAL SOFTWARE FEE	0	0	69,319	69,319	61,581	69,319
TOTAL SERVICES		91,292	81,418	148,244	115,994	68,892	115,994
<u>MISCELLANEOUS</u>							
01-510-503	CITY SEC - SURETY/NOTARY FEE	271	0	300	300	0	300
01-510-506	CITY SEC - BOARDS/COMMISSIONS	1,350	0	1,500	500	0	500
01-510-525	CITY SEC - BCCA DINNER	4,487	0	7,500	7,500	4,057	7,500
01-510-535	CITY SEC - LEASE PAYMENTS	0	0	0	0	0	0
TOTAL MISCELLANEOUS		6,108	0	9,300	8,300	4,057	8,300

CITY OF ANGLETON
APPROVED BUDGET
AS OF: JUNE 30TH, 2025

Item 5.

01 -GENERAL FUND
10-CITY SECRETARY

EXPENDITURES	2022-2023 ACTUAL	2023-2024 ACTUAL	(----- ORIGINAL BUDGET	2024-2025 AMENDED BUDGET	-----) Y-T-D ACTUAL	2025-2026 PROPOSED BUDGET
<hr/>						
<u>CAPITAL EXPENDITURES</u>						
01-510-625 CITY SEC - EQUIPMENT CE	0	0	0	0	0	0
TOTAL CAPITAL EXPENDITURES	0	0	0	0	0	0
<hr/>						
TOTAL 10-CITY SECRETARY	287,465	387,784	407,890	369,733	245,867	373,584

CITY OF ANGLETON
APPROVED BUDGET
AS OF: JUNE 30TH, 2025

01 -GENERAL FUND
12-TAX

	2022-2023	2023-2024	(----- 2024-2025 -----)	2025-2026		
EXPENDITURES	ACTUAL	ACTUAL	ORIGINAL BUDGET	AMENDED BUDGET	Y-T-D ACTUAL	PROPOSED BUDGET
<hr/>						
<u>SERVICES</u>						
01-512-445 TAX - SPECIAL SERVICES	49,625	56,980	60,829	63,829	63,759	65,000
01-512-450 TAX - DATA PROCESSING	<u>2,794</u>	<u>2,968</u>	<u>3,000</u>	<u>3,000</u>	<u>3,294</u>	<u>3,500</u>
TOTAL SERVICES	52,419	59,947	63,829	66,829	67,053	68,500
<u>MISCELLANEOUS</u>						
01-512-500 APPRAISAL COMMISSION RENDITION	<u>3,737</u>	<u>0</u>	<u>0</u>	<u>0</u>	<u>0</u>	<u>0</u>
TOTAL MISCELLANEOUS	3,737	0	0	0	0	0
<hr/>						
TOTAL 12-TAX	56,156	59,947	63,829	66,829	67,053	68,500

01 -GENERAL FUND
13-EMC

		2022-2023	2023-2024	(-----)	2024-2025	Y-T-D	2025-2026
EXPENDITURES		ACTUAL	ACTUAL	ORIGINAL	AMENDED	ACTUAL	PROPOSED
				BUDGET	BUDGET		BUDGET
<hr/>							
PERSONNEL SERVICES							
01-513-105	EMC- SALARIES	111,589	171,973	75,480	75,480	44,686	96,808
01-513-110	EMC - OVERTIME	0	1,376	0	0	126	0
01-513-115	EMC - LONGEVITY	120	0	120	0	0	0
01-513-126	EMC - CERTIFICATION	45	0	0	0	0	0
01-513-128	EMC- SPECIAL JOB PAY	0	0	0	0	0	0
01-513-135	EMC - FICA	8,576	12,917	5,783	5,783	3,782	7,406
01-513-140	EMC - HEALTH INS	1,906	19,248	18,193	18,193	7,667	13,769
01-513-141	EMC - INS SUBSIDY	0	(2)	0	0	(1,160)	0
01-513-145	EMC - WORKERS COMP	138	1,067	117	117	225	0
01-513-150	EMC - UNEMPLOYMENT	0	0	0	0	0	0
01-513-155	EMC - RETIREMENT	13,479	20,441	9,042	9,042	5,995	11,564
01-513-165	EMC - MEDICAL EXPENSE	215	0	0	0	0	0
01-513-185	EMC - PAYROLL ACCRUAL	2,511	(3,046)	0	0	(990)	0
TOTAL PERSONNEL SERVICES		138,579	223,974	108,735	108,615	60,332	129,547
<hr/>							
SUPPLIES							
01-513-203	EMC - Apparel	0	1,476	250	0	0	0
01-513-205	EMC - GENERAL SUPPLIES	1,195	491	500	0	114	0
01-513-211	EMC - POSTAGE	0	0	0	0	0	0
01-513-216	EM - Fuel Expense	79	1,071	750	750	274	750
01-513-220	BUDGET - EQUIPMENT SUPPLIES	0	2,214	250	120	175	120
TOTAL SUPPLIES		1,274	5,252	1,750	870	563	870
<hr/>							
REPAIR & MAINTENANCE							
01-513-305	EMC - R&M Vehicles	0	2,618	200	200	59	200
TOTAL REPAIR & MAINTENANCE		0	2,618	200	200	59	200
<hr/>							
SERVICES							
01-513-405	EMC - PHONES	0	884	500	500	563	500
01-513-420	EMC - DUES/SUBSCRIPTIONS	0	469	500	150	150	150
01-513-425	EMC - TRAVEL/TRAINING	2,927	5,000	2,500	2,000	1,171	2,000
TOTAL SERVICES		2,927	6,353	3,500	2,650	1,884	2,650
<hr/>							
MISCELLANEOUS							
01-513-503	EMC- SURETY/NOTARY FEE	0	0	0	0	0	0
01-513-506	EMERG MGT VEHICLE INSURANCE	0	723	1,254	1,254	1,254	0
01-513-514	EMC - Enterprise Veh Lease	0	0	8,722	8,722	6,521	0
01-513-520	EMC - Contingency	0	0	0	0	1,346	0
01-513-550	EMS-EMERGENCY MANAGEMENT	37,076	64,829	25,000	10,000	2,188	10,000
TOTAL MISCELLANEOUS		37,076	65,552	34,976	19,976	11,309	10,000

CITY OF ANGLETON
APPROVED BUDGET
AS OF: JUNE 30TH, 2025

Item 5.

01 -GENERAL FUND
13-EMC

		2022-2023	2023-2024	(----- 2024-2025 -----)	2025-2026		
EXPENDITURES		ACTUAL	ACTUAL	ORIGINAL BUDGET	AMENDED BUDGET	Y-T-D ACTUAL	PROPOSED BUDGET
<hr/>							
<u>OTHER</u>							
01-513-714	VEHICLE PURCHASE	0	0	0	0	0	10,022
TOTAL OTHER		0	0	0	0	0	10,022
<hr/>							
TOTAL 13-EMC		179,856	303,749	149,161	132,311	74,146	153,289

01 -GENERAL FUND
15-FINANCE

		2022-2023	2023-2024	(----- ORIGINAL	2024-2025	----- Y-T-D	2025-2026
EXPENDITURES		ACTUAL	ACTUAL	BUDGET	BUDGET	ACTUAL	PROPOSED BUDGET
PERSONNEL SERVICES							
01-515-105	FINANCE - SALARIES	282,703	291,789	277,588	277,588	186,149	318,986
01-515-106	FINANCE PART TIME	0	0	0	21,571	21,572	0
01-515-110	FINANCE - OVERTIME	2,535	1,569	1,942	1,942	2,806	0
01-515-115	FINANCE - LONGEVITY	420	480	600	600	0	660
01-515-125	FINANCE - AUTO ALLOWANCE	6,000	6,000	6,000	2,077	462	0
01-515-126	FINANCE - CERTIFICATION	810	341	0	0	0	0
01-515-128	FINANCE - SPECIAL JOB PAY	0	0	0	0	0	0
01-515-135	FINANCE - FICA	21,711	21,714	21,430	21,430	14,399	24,453
01-515-140	FINANCE - HEALTH INS	43,697	51,781	57,431	57,431	32,547	55,076
01-515-141	FINANCE - INS SUBSIDY	0	0	6,384	0	(947)	0
01-515-143	FINANCE- PHONE ALLOWANCE	720	692	0	0	28	0
01-515-145	FINANCE - WORKERS COMP	524	759	476	476	900	0
01-515-150	FINANCE - UNEMPLOYMENT	0	0	0	0	0	0
01-515-155	FINANCE - RETIREMENT	34,032	34,603	33,504	33,504	21,239	38,210
01-515-165	FINANCE - MEDICAL EXPENSE	55	0	0	0	80	0
01-515-185	FINANCE - PAYROLL ACCRUAL	1,188	(7,194)	0	0	(1,510)	0
TOTAL PERSONNEL SERVICES		394,395	402,535	405,355	416,619	277,724	437,385
SUPPLIES							
01-515-203	FINANCE - APPAREL	0	459	250	250	0	250
01-515-205	FINANCE - GENERAL SUPPLIES	5,110	4,430	2,000	2,000	1,868	2,000
01-515-211	FINANCE - POSTAGE	28	1,103	1,000	1,000	15	1,000
01-515-222	PUBLICATIONS	3,105	407	1,500	1,500	10	1,500
TOTAL SUPPLIES		8,243	6,398	4,750	4,750	1,893	4,750
REPAIR & MAINTENANCE							
01-515-310	FINANCE - R&M EQUIPMENT	5,456	150	300	300	0	300
TOTAL REPAIR & MAINTENANCE		5,456	150	300	300	0	300
SERVICES							
01-515-405	FINANCE - PHONES	1,018	0	750	750	626	0
01-515-410	UTILITIES	0	0	0	0	0	0
01-515-415	FINANCE - LEGAL/PROFESSIONAL	119,330	144,111	80,730	80,730	12,913	80,730
01-515-420	FINANCE - DUES/SUBSCRIPTIONS	3,315	3,274	1,000	1,000	711	1,000
01-515-425	FINANCE - TRAVEL/TRAINING	8,884	11,837	5,000	3,500	1,119	3,500
01-515-455	FINANCE - CONTRACT LABOR	4,099	5,354	0	20,500	20,231	20,500
01-515-460	FINANCE-ANNUAL SOFTWARE	18,729	49,935	44,621	44,621	34,082	44,621
01-515-476	FINANCE - CREDIT CARD FEES	39	0	0	0	0	0
TOTAL SERVICES		155,413	214,511	132,101	151,101	69,683	150,351

CITY OF ANGLETON
APPROVED BUDGET
AS OF: JUNE 30TH, 2025

Item 5.

01 -GENERAL FUND
15-FINANCE

		2022-2023	2023-2024	(----- 2024-2025 -----)			2025-2026
EXPENDITURES		ACTUAL	ACTUAL	ORIGINAL BUDGET	AMENDED BUDGET	Y-T-D ACTUAL	PROPOSED BUDGET
<hr/>							
<u>MISCELLANEOUS</u>							
01-515-503	FINANCE - SURETY/NOTARY FEE	350	0	0	0	0	0
01-515-510	FINANCE - EMP APPRECIATION	<u>270</u>	<u>391</u>	<u>0</u>	<u>0</u>	<u>0</u>	<u>0</u>
TOTAL MISCELLANEOUS		620	391	0	0	0	0
<hr/>							
<u>CAPITAL EXPENDITURES</u>							
01-515-625	FINANCE - EQUIPMENT CE	<u>0</u>	<u>3,575</u>	<u>0</u>	<u>0</u>	<u>0</u>	<u>0</u>
TOTAL CAPITAL EXPENDITURES		0	3,575	0	0	0	0
<hr/>							
TOTAL 15-FINANCE		564,127	627,560	542,506	572,770	349,301	592,786

01 -GENERAL FUND
20-COURTS

		2022-2023	2023-2024	(----- 2024-2025 -----)	2024-2025	Y-T-D	2025-2026
EXPENDITURES		ACTUAL	ACTUAL	ORIGINAL BUDGET	AMENDED BUDGET	ACTUAL	PROPOSED BUDGET
PERSONNEL SERVICES							
01-520-105	COURT - SALARIES	276,385	193,473	220,530	170,927	119,769	184,839
01-520-106	Court - Part Time Salaries	0	52,733	15,676	15,676	31,108	62,675
01-520-110	COURT - OVERTIME	1,394	2,574	0	0	1,185	0
01-520-115	COURT - LONGEVITY	60	270	1,320	1,320	0	360
01-520-125	COURT - AUTO ALLOWANCE	2,885	692	0	0	0	0
01-520-126	COURT - CERTIFICATION	863	931	600	600	569	600
01-520-128	COURT - SPECIAL JOB PAY	0	0	0	0	0	0
01-520-135	COURT - FICA	21,208	17,792	17,017	17,017	10,652	17,172
01-520-140	COURT - HEALTH INS	37,605	38,787	57,431	57,431	24,883	55,076
01-520-141	COURT - INS SUBSIDY	0	(3,907)	0	0	(52)	0
01-520-143	COURT- PHONE ALLOWANCE	346	83	0	0	0	0
01-520-145	COURT - WORKERS COMP	0	759	1,528	1,528	900	0
01-520-155	COURT - RETIREMENT	30,418	26,590	26,605	26,605	16,900	26,813
01-520-165	COURT - MEDICAL EXPENSE	145	35	0	0	80	0
01-520-185	COURT - PAYROLL ACCRUAL	803	(6,891)	0	0	(1,044)	0
TOTAL PERSONNEL SERVICES		372,111	323,923	340,707	291,104	204,950	347,535
SUPPLIES							
01-520-205	COURT - GENERAL SUPPLIES	5,151	5,385	8,400	6,400	3,767	6,400
01-520-211	COURT - POSTAGE	0	1,909	3,000	3,000	0	3,000
01-520-225	COURT - OMNIBASE SERVICE	1,183	560	6,500	6,500	4,611	6,500
01-520-226	COURT - SETCIC	360	3,286	4,888	4,888	3,176	4,888
TOTAL SUPPLIES		6,693	11,139	22,788	20,788	11,555	20,788
REPAIR & MAINTENANCE							
01-520-310	COURT - R&M EQUIPMENT	7,562	490	3,500	3,500	0	3,500
TOTAL REPAIR & MAINTENANCE		7,562	490	3,500	3,500	0	3,500
SERVICES							
01-520-405	COURT - PHONES	1,020	780	1,560	1,560	240	1,560
01-520-415	COURT - LEGAL/PROFESSIONAL	0	268	0	0	0	0
01-520-420	COURT - DUES/SUBSCRIPTIONS	165	527	2,610	2,610	165	2,610
01-520-425	COURT - TRAVEL/TRAINING	3,699	2,242	9,150	5,150	1,927	5,150
01-520-426	COURT - COLLECTION AGENCY FEE	81,301	49,892	75,000	45,000	40,834	45,000
01-520-455	COURT - CONTRACT LABOR	0	11,650	11,700	11,700	11,650	11,700
01-520-456	COURT - PROSECUTOR	68,498	70,296	71,159	71,159	53,369	71,159
01-520-460	Court - Annual Software Fees	14,430	22,589	0	0	0	0
01-520-476	COURT - CREDIT CARD FEES	7,903	8,674	9,600	9,600	9,045	9,600
01-520-477	COURT- INTERNET CC FEES	698	0	0	0	0	0
TOTAL SERVICES		177,713	166,918	180,779	146,779	117,231	146,779

CITY OF ANGLETON
APPROVED BUDGET
AS OF: JUNE 30TH, 2025

01 -GENERAL FUND
20-COURTS

		2022-2023	2023-2024	(-----	2024-2025	-----)	2025-2026
EXPENDITURES		ACTUAL	ACTUAL	ORIGINAL	AMENDED	Y-T-D	PROPOSED
				BUDGET	BUDGET	ACTUAL	BUDGET
<hr/>							
<u>MISCELLANEOUS</u>							
01-520-503	COURT - SURETY/NOTARY FEE	780	0	600	600	93	600
01-520-509	COURT - RESTITUTION	0	0	0	0	0	0
01-520-510	COURT - EMP APPRECIATION	298	293	420	420	563	420
01-520-535	COURT - LEASE PAYMENTS	0	2,587	4,560	4,560	1,761	4,560
TOTAL MISCELLANEOUS		1,078	2,880	5,580	5,580	2,417	5,580
<hr/>							
<u>CAPITAL EXPENDITURES</u>							
01-520-625	COURT - EQUIPMENT CE	0	125	0	0	0	0
01-520-630	COURT - FURNITURE/FIXTURES	0	0	0	0	0	0
TOTAL CAPITAL EXPENDITURES		0	125	0	0	0	0
<hr/>							
<u>OTHER</u>							
01-520-741	COURT UNEMPLOYMENT	2,745	0	0	0	0	0
TOTAL OTHER		2,745	0	0	0	0	0
<hr/>							
<u>TRANSFERS</u>							
01-520-907	TRANSF TO FUND 07 MC TECH	0	0	0	0	0	0
01-520-913	TRANS TO KAB FOR HI GRASS FINE	0	0	0	0	0	0
TOTAL TRANSFERS		0	0	0	0	0	0
<hr/>							
TOTAL 20-COURTS		567,902	505,475	553,354	467,751	336,153	524,182

01 -GENERAL FUND
25-POLICE DEPARTMENT

EXPENDITURES	2022-2023 ACTUAL	2023-2024 ACTUAL	(----- ORIGINAL BUDGET	2024-2025 AMENDED BUDGET	(----- Y-T-D ACTUAL	2025-2026 PROPOSED BUDGET
PERSONNEL SERVICES						
01-525-105 POLICE - SALARIES	2,988,028	3,314,056	3,230,132	3,185,132	2,290,218	3,445,931
01-525-106 POLICE - PT SALARIES	0	0	0	0	0	0
01-525-109 POLICE - STIPEND	0	0	0	0	0	0
01-525-110 POLICE - OVERTIME	137,683	143,096	160,000	160,000	130,270	160,000
01-525-112 POLICE - OVERTIME DISP	64,427	72,665	75,000	75,000	63,148	75,000
01-525-115 POLICE - LONGEVITY	15,300	13,860	16,380	16,380	0	13,640
01-525-125 POLICE - AUTO ALLOWANCE	0	0	0	0	0	0
01-525-126 POLICE - CERTIFICATION	104,259	98,949	78,014	78,014	68,881	58,360
01-525-127 POLICE - K9 SUPPLEMENT	0	0	0	0	0	0
01-525-128 POLICE - SPECIAL JOB PAY	0	0	0	0	0	6,000
01-525-130 POLICE - UNIFORM ALLOWANCE	43,200	1,200	44,400	44,400	(900)	43,800
01-525-135 POLICE - FICA	249,862	266,204	272,304	272,304	197,522	274,388
01-525-140 POLICE - HEALTH INS	495,122	518,575	647,248	647,248	416,819	661,042
01-525-141 POLICE - INS SUBSIDY	68,253	22,149	121,305	121,305	(8,727)	47,692
01-525-143 POLICE- PHONE ALLOWANCE	609	0	0	0	0	0
01-525-145 POLICE - WORKERS COMP	77,617	61,126	47,010	47,010	43,595	0
01-525-150 POLICE - UNEMPLOYMENT	0	0	0	0	0	0
01-525-155 POLICE - RETIREMENT	399,325	425,239	425,719	425,719	315,918	486,969
01-525-165 POLICE - MEDICAL EXPENSE	2,125	1,250	0	0	1,170	1,200
01-525-185 POLICE - PAYROLL ACCRUAL	14,726	(68,547)	0	0	(18,461)	0
TOTAL PERSONNEL SERVICES	4,660,535	4,869,821	5,117,512	5,072,512	3,499,454	5,274,022
SUPPLIES						
01-525-203 POLICE - APPAREL	31,788	59,667	40,400	40,400	19,822	40,400
01-525-205 POLICE - GENERAL SUPPLIES	15,221	14,743	15,000	15,000	11,332	15,000
01-525-210 POLICE - OFFICE SUPPLIES	17,472	12,826	16,500	16,500	5,418	16,500
01-525-211 POLICE - POSTAGE	889	549	2,500	2,500	471	2,500
01-525-215 POLICE - VEHICLE SUPPLIES	18,713	11,775	10,500	10,500	10,767	10,500
01-525-216 POLICE - FUEL EXPENSE	140,220	131,966	112,000	112,000	95,438	112,000
01-525-220 POLICE - EQUIPMENT SUPPLIES	15,401	9,820	16,590	16,590	13,623	16,590
01-525-221 POLICE - SMALL EQUIPMENT	1,583	0	0	0	0	0
01-525-226 POLICE-FIRE ARMS	9,183	8,775	13,125	13,125	1,260	13,125
TOTAL SUPPLIES	250,471	250,119	226,615	226,615	158,132	226,615
REPAIR & MAINTENANCE						
01-525-305 POLICE - R&M VEHICLES	80,766	80,787	65,100	110,100	88,109	110,100
01-525-310 POLICE - R&M EQUIPMENT	3,569	713	8,817	8,817	104	8,817
01-525-320 POLICE - R&M BUILDING	40,083	38,596	40,000	40,000	24,389	40,000
TOTAL REPAIR & MAINTENANCE	124,417	120,096	113,917	158,917	112,601	158,917

01 -GENERAL FUND
25-POLICE DEPARTMENT

		2022-2023	2023-2024	(-----	2024-2025	-----)	2025-2026
EXPENDITURES		ACTUAL	ACTUAL	ORIGINAL	AMENDED	Y-T-D	PROPOSED
				BUDGET	BUDGET	ACTUAL	BUDGET
<hr/>							
SERVICES							
01-525-405	POLICE - PHONES	43,614	40,354	38,000	38,000	22,040	38,000
01-525-406	POLICE - MOBILE DATA MODEM	0	0	0	0	0	0
01-525-410	POLICE - UTILITIES	24,832	24,217	40,425	40,425	15,506	40,425
01-525-415	POLICE - LEGAL/PROFESSIONAL	1,140	0	0	0	2,906	0
01-525-420	POLICE - DUES/SUBSCRIPTIONS	3,867	3,198	4,700	4,700	3,097	4,700
01-525-425	POLICE - TRAVEL/TRAINING	39,916	44,295	61,588	61,588	14,765	61,588
01-525-426	POLICE - MOVING EXPENSES	0	0	0	0	0	0
01-525-455	POLICE-CONTRACT LABOR	0	0	0	0	0	0
01-525-456	POLICE - CHILDREN ALLIANCE	7,000	5,390	7,000	7,000	3,911	7,000
01-525-460	POLICE - OTHER SERVICES	4,491	6,715	10,080	5,080	784	5,080
01-525-476	POLICE - CREDIT CARD FEES	1,658	1,791	0	5,000	1,375	5,000
TOTAL SERVICES		126,516	125,960	161,793	161,793	64,384	161,793
<hr/>							
MISCELLANEOUS							
01-525-503	POLICE - SURETY/NOTARY FEE	888	392	2,000	2,000	285	2,000
01-525-504	POLICE - DRUG DOG INSURANCE	0	0	0	0	0	0
01-525-505	POLICE - INSURANCE-GENERAL	33,293	33,563	32,681	32,681	35,272	0
01-525-506	POLICE - VEHICLE INSURANCE	0	0	34,458	34,458	34,458	0
01-525-507	POLICE - BUILDING INSE & M&E	76,404	6,875	89,318	89,318	91,294	0
01-525-508	POLICE - INSURANCE COMMISSION	0	0	0	0	0	0
01-525-510	POLICE - EMP APPRECIATION	1,469	1,058	1,700	1,700	1,722	1,700
01-525-514	POLICE - ENTERPRISE VEH LEASE	2,500	0	181,129	232,129	191,033	232,129
01-525-515	POLICE - DEBT LEASE PURCHASE	0	79,690	79,690	79,690	79,690	79,690
01-525-525	POLICE - PRISONER SUPPORT	4,354	5,394	8,400	8,400	2,706	8,400
01-525-535	POLICE-ANNUAL MAINT AGREEMENTS	254,601	266,098	393,529	393,529	68,803	393,529
01-525-540	POLICE - GUN PURCHASE PROG	22,669	23,474	45,000	45,000	19,074	45,000
01-525-541	POLICE - LEASE PAYMENTS	2,726	2,852	0	0	2,318	0
01-525-548	POLICE - VEHICLE IMPOUND	350	0	0	0	0	0
01-525-550	POLICE - EMERG MANAGEMENT	0	0	0	0	0	0
TOTAL MISCELLANEOUS		399,255	419,396	867,905	918,905	526,655	762,448
<hr/>							
CAPITAL EXPENDITURES							
01-525-621	POLICE - PATROL VEHICLES	0	0	0	0	0	0
01-525-625	POLICE - EQUIPMENT CE	0	0	0	0	0	0
01-525-630	POLICE - FURNITURE/FIXTURES	0	0	0	0	0	0
TOTAL CAPITAL EXPENDITURES		0	0	0	0	0	0
<hr/>							
OTHER							
01-525-705	TRANSFER TO OBJ POLICE GRANT	95,000	0	0	0	0	0
01-525-716	POLICE-TRANS TO GRANT MATCHES	0	18,510	25,000	0	0	25,000
01-525-741	TRANSFER TO UNEMPLOYMENT	0	0	0	0	0	0
TOTAL OTHER		95,000	18,510	25,000	0	0	25,000
<hr/>							
TOTAL 25-POLICE DEPARTMENT		5,656,195	5,803,902	6,512,742	6,538,742	4,361,225	6,608,795

CITY OF ANGLETON
APPROVED BUDGET
AS OF: JUNE 30TH, 2025

01 -GENERAL FUND
26-ANIMAL CONTROL

		2022-2023	2023-2024	(----- 2024-2025 -----)			2025-2026
EXPENDITURES		ACTUAL	ACTUAL	ORIGINAL BUDGET	AMENDED BUDGET	Y-T-D ACTUAL	PROPOSED BUDGET
PERSONNEL SERVICES							
01-526-105	ANIM CTRL - SALARIES	180,826	168,037	178,452	178,452	125,982	178,266
01-526-106	ANIM CTRL -PT SALARIES	653	17,812	10,400	10,400	3,413	10,400
01-526-110	ANIM CTRL - OVERTIME	7,537	9,826	0	0	4,914	0
01-526-115	ANIM CTRL - LONGEVITY	360	480	720	720	0	720
01-526-126	ANIM CTRL - CERTIFICATION	3,900	2,793	2,700	2,700	2,019	2,700
01-526-128	ANIM CTRL - SPECIAL JOB PAY	0	0	0	0	0	0
01-526-135	ANIM CTRL - FICA	14,443	14,902	14,709	14,709	10,754	14,695
01-526-140	ANIM CTRL - HEALTH INS	47,090	39,611	57,431	57,431	28,136	55,076
01-526-141	ANIM CTRL - INS SUBSIDY	2,009	0	0	0	(2,006)	0
01-526-145	ANIM CTRL - WORKERS COMP	9,682	4,493	5,243	5,243	3,819	0
01-526-150	ANIM CTRL - UNEMPLOYMENT	0	0	0	0	0	0
01-526-155	ANIM CTRL - RETIREMENT	22,510	22,664	21,752	21,752	16,376	21,702
01-526-165	ANIM CTRL - MEDICAL EXPENSE	812	1,306	0	0	321	200
01-526-185	ANIM CTRL - PAYROLL ACCRUAL	1,484	(4,640)	0	0	(1,079)	0
TOTAL PERSONNEL SERVICES		291,306	277,285	291,407	291,407	192,648	283,759
SUPPLIES							
01-526-203	ANIM CTRL - APPAREL	2,251	1,642	7,596	7,596	250	7,596
01-526-204	MEDICAL SUPPLIES & EQUIPMENT	12,088	11,722	11,600	11,600	8,646	11,600
01-526-205	ANIM CTRL - GENERAL SUPPLIES	12,823	14,462	15,400	15,400	4,974	15,400
01-526-206	A/C VETERINARY SERVICES	20,228	19,889	25,920	25,920	7,158	25,920
01-526-215	ANIM CTRL - VEHICLE SUPPLIES	70	0	2,500	2,500	0	2,500
01-526-216	ANIM CTRL - FUEL EXPENSE	952	102	3,150	3,150	554	3,150
01-526-220	ANIM CTRL - EQUIPMENT SUPPLIES	3,574	2,750	7,250	7,250	2,355	7,250
01-526-221	ANIM CTRL - SMALL EQUIPMENT	0	0	0	0	41	0
TOTAL SUPPLIES		51,986	50,567	73,416	73,416	23,978	73,416
REPAIR & MAINTENANCE							
01-526-305	ANIM CTRL - R&M VEHICLES	1,258	896	5,000	5,000	1,838	5,000
01-526-310	ANIM CTRL - R&M EQUIPMENT	577	0	7,202	7,202	0	7,202
01-526-320	ANIM CTRL - R&M BUILDING	20,894	16,598	20,000	20,000	13,766	20,000
TOTAL REPAIR & MAINTENANCE		22,729	17,494	32,202	32,202	15,605	32,202
SERVICES							
01-526-405	ANIM CTRL - PHONES	1,500	0	0	0	0	0
01-526-406	ANIM CTRL - MOBILE DATA	0	0	0	0	0	0
01-526-410	ANIM CTRL - UTILITIES	8,511	6,565	11,500	11,500	5,001	11,500
01-526-425	ANIM CTRL - TRAVEL/TRAINING	1,383	400	5,000	3,000	269	3,000
01-526-476	ANIM CTRL - CREDIT CARD FEES	700	236	0	2,000	162	2,000
TOTAL SERVICES		12,093	7,201	16,500	16,500	5,433	16,500

01 -GENERAL FUND
26-ANIMAL CONTROL

		2022-2023	2023-2024	(----- 2024-2025 -----)	2025-2026		
EXPENDITURES		ACTUAL	ACTUAL	ORIGINAL BUDGET	AMENDED BUDGET	Y-T-D ACTUAL	PROPOSED BUDGET
<hr/>							
<u>MISCELLANEOUS</u>							
01-526-505	ANIM CTRL - INSURANCE-GENERAL	0	0	5,454	5,454	2,591	0
01-526-506	ANIM CTRL - VEHICLE INSURANCE	4,640	32,216	2,303	2,303	2,303	0
01-526-507	AC-INS-PROPERTY & ME	8,791	0	12,150	12,150	11,585	0
01-526-510	ANIM CTRL - EMP APPRECIATION	0	322	1,000	1,000	0	1,000
01-526-514	Anim Ctrl - Enterprise Veh Lea	0	0	10,270	10,270	7,287	10,270
TOTAL MISCELLANEOUS		13,431	32,537	31,177	31,177	23,766	11,270
<hr/>							
<u>CAPITAL EXPENDITURES</u>							
01-526-601	ANIM CTRL - VEHICLE CE	0	0	0	0	0	0
01-526-625	ANIM CTRL - EQUIPMENT CE	0	0	0	0	0	0
01-526-655	AC - BUILDING IMPROVEMENTS	15,561	0	0	0	0	0
TOTAL CAPITAL EXPENDITURES		15,561	0	0	0	0	0
<hr/>							
<u>OTHER</u>							
01-526-741	TRANSFER TO UNEMPLOYMENT	0	0	0	0	0	0
TOTAL OTHER		0	0	0	0	0	0
<hr/>							
TOTAL 26-ANIMAL CONTROL		407,106	385,085	444,702	444,702	261,430	417,147

CITY OF ANGLETON
APPROVED BUDGET
AS OF: JUNE 30TH, 2025

01 -GENERAL FUND
30-FIRE DEPARTMENT

EXPENDITURES	(- - - - - 2024-2025 - - - - -)					
	2022-2023 ACTUAL	2023-2024 ACTUAL	ORIGINAL BUDGET	AMENDED BUDGET	Y-T-D ACTUAL	2025-2026 PROPOSED BUDGET
PERSONNEL SERVICES						
01-530-105 FIRE - SALARIES	357,267	360,747	338,439	331,803	244,653	331,803
01-530-110 FIRE - OVERTIME	12,145	10,461	12,664	12,664	12,485	12,600
01-530-115 FIRE - LONGEVITY	1,320	1,800	1,680	2,400	0	2,400
01-530-126 FIRE - CERTIFICATION	9,296	9,601	9,601	12,000	6,670	12,000
01-530-128 FIRE - SPECIAL JOB PAY	0	0	0	0	0	0
01-530-135 FIRE - FICA	28,362	28,112	27,722	27,453	20,237	26,317
01-530-140 FIRE - HEALTH INS	74,876	70,444	114,862	100,504	50,424	100,504
01-530-141 FIRE - INS SUBSIDY	0	(17)	10,627	10,627	369	8,477
01-530-145 FIRE - WORKERS COMP	9,688	10,084	6,915	8,885	7,910	10,144
01-530-150 FIRE - UNEMPLOYMENT	0	0	0	0	0	0
01-530-155 FIRE - RETIREMENT	45,147	45,106	43,341	44,022	32,758	41,092
01-530-160 FIRE - PENSION	81,182	31,734	82,047	82,047	75,546	86,150
01-530-165 FIRE - MEDICAL EXPENSE	2,090	760	3,000	3,000	940	3,000
01-530-185 FIRE - PAYROLL ACCRUAL	3,345	(10,297)	0	0	(1,963)	0
TOTAL PERSONNEL SERVICES	624,719	558,535	650,898	635,405	450,028	634,487
SUPPLIES						
01-530-203 FIRE - APPAREL	2,406	11,316	7,900	7,900	6,668	7,900
01-530-205 FIRE - GENERAL SUPPLIES	7,425	8,246	8,000	8,000	6,461	8,000
01-530-210 FIRE - OFFICE SUPPLIES	4,861	4,928	5,660	5,660	2,676	5,660
01-530-215 FIRE - VEHICLE SUPPLIES	181	40	2,000	2,000	0	2,000
01-530-220 FIRE - EQUIPMENT SUPPLIES	17,082	11,136	34,000	34,000	6,927	34,000
TOTAL SUPPLIES	31,955	35,667	57,560	57,560	22,733	57,560
REPAIR & MAINTENANCE						
01-530-305 FIRE - R&M VEHICLES	37,641	125,526	44,250	44,250	53,244	44,250
01-530-310 FIRE - R&M EQUIPMENT	23,187	18,834	17,500	17,500	13,560	17,500
01-530-320 FIRE - R&M BUILDING	49,117	67,728	40,600	40,600	28,306	40,600
TOTAL REPAIR & MAINTENANCE	109,944	212,088	102,350	102,350	95,110	102,350
SERVICES						
01-530-405 FIRE - PHONES	4,921	3,545	7,500	7,500	3,284	7,500
01-530-410 FIRE - UTILITIES	17,724	17,003	18,000	18,000	10,563	18,000
01-530-415 FIRE - FUEL EXPENSE	31,302	25,877	25,000	25,000	17,266	25,000
01-530-420 FIRE - DUES/SUBSCRIPTIONS	12,334	6,417	30,011	30,011	30,684	30,011
01-530-425 FIRE - TRAVEL/TRAINING	8,690	9,365	9,500	9,500	12,044	9,500
01-530-455 FIRE - CONTRACT LABOR	0	0	0	14,000	18,000	14,000
TOTAL SERVICES	74,972	62,207	90,011	104,011	91,840	104,011
MISCELLANEOUS						
01-530-505 FIRE - INSURANCE-GENERAL	0	0	0	3,000	2,591	0
01-530-506 FIRE - VEHICLE INSURANCE	61,000	55,958	35,917	35,977	35,917	36,000
01-530-507 FIRE - PROPERTY & ME	43,841	3,555	43,874	101,015	101,578	46,500
01-530-508 FIRE - INSURANCE COMMISSION	0	0	0	0	0	0
01-530-510 FIRE - EMP APPRECIATION	0	25	2,000	2,000	236	2,000

01 -GENERAL FUND
30-FIRE DEPARTMENT

EXPENDITURES	2022-2023	2023-2024	(----- 2024-2025 -----)		2025-2026	
	ACTUAL	ACTUAL	ORIGINAL BUDGET	AMENDED BUDGET	Y-T-D ACTUAL	PROPOSED BUDGET
01-530-514 Fire - Enterprise Veh Lease	0	0	0	0	1,230	0
01-530-535 FIRE - LEASE PAYMENTS	0	0	0	0	0	0
TOTAL MISCELLANEOUS	104,840	59,538	81,791	141,992	141,553	84,500
TOTAL 30-FIRE DEPARTMENT	946,430	928,035	982,610	1,041,318	801,263	982,908

01 -GENERAL FUND
35-DEVELOPMENT SERV DEPT.

EXPENDITURES	2022-2023 ACTUAL	2023-2024 ACTUAL	(----- ORIGINAL BUDGET	2024-2025 AMENDED BUDGET	----- Y-T-D ACTUAL	2025-2026 PROPOSED BUDGET
PERSONNEL SERVICES						
01-535-105 DEV SVC - SALARIES	410,987	462,789	464,032	464,032	304,815	448,734
01-535-106 DEV SVC - PARTTIME SALARIES	0	0	15,839	15,839	1,285	0
01-535-110 DEV SVC - OVERTIME	1,596	2,067	2,519	2,519	596	0
01-535-115 DEV SVC - LONGEVITY	1,920	1,800	2,160	2,160	0	2,100
01-535-125 BLDG SVC - AUTO ALLOWANCE	6,000	6,000	6,000	2,077	2,077	0
01-535-126 DEV SVC - CERTIFICATION	14,213	12,468	18,101	17,316	8,564	12,000
01-535-128 DEV SVC - SPECIAL JOB PAY	0	0	0	0	0	2,400
01-535-135 DEV SVC - FICA	32,451	35,096	38,453	38,453	24,561	35,590
01-535-140 DEV SVC - HEALTH INS	64,704	86,390	100,504	100,504	57,732	82,907
01-535-141 DEV SVC - INS SUBSIDY	0	(2)	10,627	10,627	1,027	0
01-535-143 DEV SRVC - PHONE ALLOWANCE	1,027	720	720	0	28	0
01-535-145 DEV SVC - WORKERS COMP	1,859	504	1,806	1,806	225	0
01-535-150 DEV SVC - UNEMPLOYMENT	0	0	0	0	9,812	0
01-535-155 DEV SVC - RETIREMENT	50,412	56,379	60,117	60,117	39,114	55,614
01-535-165 DEV SVC - MEDICAL EXPENSE	485	0	0	0	80	0
01-535-185 DEV SVC - PAYROLL ACCRUAL	5,402	(12,081)	0	0	(2,381)	0
TOTAL PERSONNEL SERVICES	591,054	652,128	720,878	715,450	447,534	639,345
SUPPLIES						
01-535-203 DEV SVC - APPAREL	1,077	1,223	4,000	2,800	310	2,800
01-535-205 DEV SVC - GENERAL SUPPLIES	4,595	3,042	5,000	4,000	1,622	4,000
01-535-210 DEV SVC - OFFICE SUPPLIES	987	1,341	3,000	2,500	245	2,500
01-535-211 DEV-HEALTH SUPPLIES	0	0	0	0	0	0
01-535-215 DEV SVC - VEHICLE SUPPLIES	455	349	2,000	2,000	309	2,000
01-535-216 DEV SVC - FUEL EXPENSE	5,446	3,878	4,050	4,050	3,215	4,050
01-535-220 DEV SVC - EQUIPMENT SUPPLIES	191	1,011	3,000	3,000	2,346	3,000
01-535-221 POSTAGE USE	0	1,247	2,650	2,650	0	2,650
01-535-222 DS PUBLICATIONS	7,321	4,257	6,500	6,500	4,517	6,500
01-535-223 SOFTWARE & TECHNOLOGY	0	10,597	10,000	10,000	4,454	10,000
TOTAL SUPPLIES	20,073	26,946	40,200	37,500	17,017	37,500
REPAIR & MAINTENANCE						
01-535-305 DEV SVC - R&M VEHICLES	6,190	778	3,000	3,000	611	3,000
01-535-310 DEV SVC - R&M EQUIPMENT	18,379	544	2,500	2,500	0	2,500
01-535-320 DS R&M BUILDING	22,773	9,020	0	0	51	0
TOTAL REPAIR & MAINTENANCE	47,342	10,343	5,500	5,500	662	5,500
SERVICES						
01-535-405 DEV SVC - PHONES	2,126	2,111	3,000	3,000	1,824	3,000
01-535-410 DS UTILITIES	33,146	34,503	0	10,000	9,118	10,000
01-535-415 DEV SVC - PROFESSIONAL FEES	182,155	100,715	100,000	15,000	31,955	15,000
01-535-415.01 COUNTY ENG. FEES	48,182	968	0	0	0	0
01-535-419 DS ATTORNEY FEES	15,147	29,575	30,000	15,000	5,746	15,000
01-535-419.02 AUSTIN COLONY	0	0	0	0	0	0
01-535-419.03 KIBER RESERVE	0	0	0	0	0	0

01 -GENERAL FUND
35-DEVELOPMENT SERV DEPT.

EXPENDITURES	2022-2023 ACTUAL	2023-2024 ACTUAL	(----- 2024-2025 -----)			2025-2026 PROPOSED BUDGET
			ORIGINAL BUDGET	AMENDED BUDGET	Y-T-D ACTUAL	
01-535-419.04 RIVERWOOD RANCH	0	0	0	0	0	0
01-535-419.05 GREYSTONE	0	0	0	0	0	0
01-535-419.06 WINDROSE GREEN	665	0	0	0	0	0
01-535-419.07 BAYOU BEND	0	0	0	0	0	0
01-535-419.08 LIVE OAK RANCH	0	0	0	0	0	0
01-535-419.09 PROPERTY LAND MGMT	0	0	0	0	0	0
01-535-419.10 GIFFORD MEADOWS	0	0	0	0	0	0
01-535-419.11 GREEN TRAILS	0	0	0	0	0	0
01-535-420 DEV SVC - DUES/SUBSCRIPTIONS	1,015	1,833	2,000	2,000	923	2,000
01-535-425 DEV SVC - TRAVEL/TRAINING	6,201	5,630	8,800	7,800	3,734	7,800
01-535-426 DEV SVC - FOOD HANDLING MAT	0	0	2,500	2,500	6	2,500
01-535-427 DEV SVC - DOCUMENT SCANNING	0	0	2,500	0	0	0
01-535-455 DEV SVC - CONTRACT LABOR	47,328	60,993	58,500	58,500	52,526	58,500
01-535-460 BLDG SVC - ANNUAL SOFTWARE FEE	0	0	0	0	0	0
01-535-465 DEV SVC - DEMOLITION	0	0	0	0	0	0
TOTAL SERVICES	335,965	236,327	207,300	113,800	105,832	113,800
<u>MISCELLANEOUS</u>						
01-535-503 Dev Services - Surety / Notary	100	0	0	0	0	0
01-535-505 BSD - FEE INSPECTIONS	0	0	0	0	0	0
01-535-506 DEV SVC - VEHICLE INSURANCE	0	3,800	3,379	3,379	3,379	0
01-535-510 DEV SVC - EMP APPRECIATION	424	76	750	750	0	750
01-535-514 Dev Svc - Enterprise Veh Lease	0	0	47,167	47,167	28,073	26,547
01-535-535 BLDG SVC - LEASE PAYMENTS	4,887	6,991	2,735	2,735	4,599	2,735
TOTAL MISCELLANEOUS	5,411	10,867	54,031	54,031	36,050	30,032
<u>CAPITAL EXPENDITURES</u>						
01-535-601 DEV SVC - VEHICLE CE	0	0	0	0	0	0
01-535-615 EQUIPMENT CE	0	0	0	0	0	0
01-535-625 DEV SVC - EQUIPMENT CE	0	0	0	0	0	0
TOTAL CAPITAL EXPENDITURES	0	0	0	0	0	0
<u>OTHER</u>						
01-535-714 PURCHASE OF VEHICLE	0	0	0	0	0	11,702
01-535-741 TRANSFR TO UNEMPLOYMENT	0	0	0	0	0	0
TOTAL OTHER	0	0	0	0	0	11,702
TOTAL 35-DEVELOPMENT SERV DEPT.	999,846	936,611	1,027,909	926,281	607,095	837,879

01 -GENERAL FUND
50-PARKS

		2022-2023	2023-2024	(----- 2024-2025 -----)	2025-2026		
EXPENDITURES		ACTUAL	ACTUAL	ORIGINAL BUDGET	AMENDED BUDGET	Y-T-D ACTUAL	PROPOSED BUDGET
PERSONNEL SERVICES							
01-550-105	PARKS - SALARIES	604,804	934,911	933,383	874,559	611,067	903,732
01-550-110	PARKS - OVERTIME	16,139	14,558	24,000	17,596	17	17,596
01-550-115	PARKS - LONGEVITY	1,500	4,800	5,760	5,700	0	4,080
01-550-125	PARKS - AUTO ALLOWANCE	6,000	6,000	6,000	2,077	2,077	0
01-550-126	PARKS - CERTIFICATION	2,382	4,320	4,500	3,716	1,454	3,716
01-550-128	PARKS - SPECIAL JOB PAY	2,031	277	1,200	1,200	0	1,200
01-550-135	PARKS - FICA	48,095	72,159	74,025	69,525	48,147	69,525
01-550-140	PARKS - HEALTH INS	130,241	221,853	289,371	270,371	157,173	259,066
01-550-141	PARKS - INS SUBSIDY	(929)	(1)	6,989	6,989	(4,175)	6,989
01-550-143	PARKS- PHONE ALLOWANCE	1,051	0	0	0	0	0
01-550-145	PARKS - WORKERS COMP	7,009	3,833	9,509	9,509	1,693	0
01-550-150	PARKS - UNEMPLOYMENT	0	0	2,000	2,000	0	0
01-550-155	PARKS - RETIREMENT	74,566	112,784	115,730	108,671	76,350	108,790
01-550-165	PARKS - MEDICAL EXPENSE	630	150	1,550	0	0	0
01-550-185	PARKS - PAYROLL ACCRUAL	8,928	(25,508)	0	0	(4,954)	0
TOTAL PERSONNEL SERVICES		902,446	1,350,136	1,474,017	1,371,913	888,848	1,374,694
SUPPLIES							
01-550-203	PARKS - APPAREL	7,227	9,965	10,000	2,000	1,231	3,000
01-550-205	PARKS - GENERAL SUPPLIES	11,256	13,139	8,200	5,000	765	2,000
01-550-210	PARKS - OFFICE SUPPLIES	145	397	500	500	244	500
01-550-212	Parks - Cleaning Supplies	0	0	5,000	5,000	3,283	5,000
01-550-215	PARKS - VEHICLE SUPPLIES	1,193	293	1,840	1,840	77	500
01-550-216	PARKS - FUEL EXPENSE	22,059	33,626	25,000	25,000	21,622	30,340
01-550-220	PARKS - EQUIPMENT SUPPLIES	12,423	15,900	17,000	17,000	8,033	16,000
01-550-221	Small Equipment	0	736	2,600	400	400	400
01-550-225	PARKS - CHEMICAL SUPPLIES	0	0	1,800	600	542	600
TOTAL SUPPLIES		54,303	74,057	71,940	57,340	36,198	58,340
REPAIR & MAINTENANCE							
01-550-305	PARKS - R&M VEHICLES	5,931	2,036	2,000	2,000	1,717	2,000
01-550-310	PARKS - R&M EQUIPMENT	5,659	16,961	19,500	19,500	12,473	19,500
01-550-315	PARKS - R&M INFRASTRUCTURE	24,343	25,495	30,000	30,000	16,577	30,000
01-550-320	PARKS - R&M BUILDINGS	3,402	7,865	4,500	4,500	2,205	4,500
01-550-325	PARKS - R&M OTHER	10,379	9,002	10,000	10	9	0
01-550-330	PARKS - VEGETATION REPLACE	5,908	4,665	0	0	0	0
01-550-332	Parks - Tree Canopy	0	0	0	0	0	0
TOTAL REPAIR & MAINTENANCE		55,621	66,025	66,000	56,010	32,981	56,000
SERVICES							
01-550-405	PARKS - PHONES	9,536	5,630	7,200	7,200	2,958	6,480
01-550-410	PARKS - UTILITIES	65,419	70,288	80,000	80,000	39,983	72,000
01-550-415	PARKS - LEGAL/PROFESSIONAL	2,250	0	0	0	105	0
01-550-420	PARKS - DUES/SUBSCRIPTIONS	1,370	2,294	2,237	2,237	824	1,987
01-550-425	PARKS - TRAVEL/TRAINING	8,492	12,230	13,637	6,137	6,088	7,000

CITY OF ANGLETON
APPROVED BUDGET
AS OF: JUNE 30TH, 2025

01 -GENERAL FUND
50-PARKS

		2022-2023	2023-2024	(----- 2024-2025 -----)		2025-2026
EXPENDITURES		ACTUAL	ACTUAL	ORIGINAL BUDGET	AMENDED BUDGET	PROPOSED BUDGET
01-550-440	PARKS - RENTAL EXPENSE	2,575	2,221	3,000	3,000	2,500
01-550-446	PARKS - ADVERTISING	364	910	1,500	0	0
01-550-455	PARKS - CONTRACT LABOR	0	5,300	750	0	0
01-550-456	PARKS - IRRIGATION	217	522	500	0	0
01-550-457	PARKS - BALLFIELD MAINTENANCE	16,749	29,251	15,000	15,000	15,000
01-550-460	PARKS - ANNUAL SOFTWARE FEE	15,200	6,000	11,100	6,100	11,100
TOTAL SERVICES		122,171	134,645	134,924	119,674	116,067
<u>MISCELLANEOUS</u>						
01-550-505	PARKS - INSURANCE-GENERAL	0	0	0	3,000	0
01-550-506	PARKS - VEHICLE INSURANCE	5,556	5,728	7,475	7,475	0
01-550-507	PARKS - PROPERTY & ME	0	0	5,924	5,924	0
01-550-510	PARKS - EMP APPRECIATION	926	1,983	2,000	72	175
01-550-511	TUITION REIMBURSEMENT	2,975	3,695	4,000	0	0
01-550-514	Parks - Enterprise Veh Lease	0	0	0	0	0
01-550-515	PARKS - DEBT LEASE PURCHASE	0	0	0	0	14,467
01-550-535	PARKS - LEASE PAYMENTS	0	0	47,963	43,563	47,964
01-550-538	BUILDING LEASE	0	18,243	18,240	18,240	0
TOTAL MISCELLANEOUS		9,457	29,649	85,602	78,274	62,606
<u>CAPITAL EXPENDITURES</u>						
01-550-615	PARKS - INFRASTRUCTURE CE	0	0	0	0	0
01-550-625	PARKS - EQUIPMENT CE	0	0	0	0	0
01-550-626	PARKS SMALL EQUIPMENT CE	0	0	0	0	0
TOTAL CAPITAL EXPENDITURES		0	0	0	0	0
<u>OTHER</u>						
01-550-741	TRANSFER TO UNEMPLOYMENT	0	0	0	0	0
TOTAL OTHER		0	0	0	0	0
<hr/>						
TOTAL 50-PARKS		1,143,998	1,654,511	1,832,483	1,683,211	1,667,707

CITY OF ANGLETON
APPROVED BUDGET
AS OF: JUNE 30TH, 2025

01 -GENERAL FUND
55-IT DEPARTMENT

	2022-2023	2023-2024	(----- 2024-2025 -----)	2025-2026		
EXPENDITURES	ACTUAL	ACTUAL	ORIGINAL BUDGET	AMENDED BUDGET	Y-T-D ACTUAL	PROPOSED BUDGET
PERSONNEL SERVICES						
01-555-105 INF TECH - SALARIES	244,477	231,954	233,308	233,308	146,795	241,642
01-555-106 INFO TECH PART TIME SALARIES	2,313	32,911	29,835	29,835	15,137	26,520
01-555-109 INF TECH - STIPEND	0	0	0	0	0	0
01-555-110 IT-OVERTIME	3,024	3,133	5,000	514	614	514
01-555-115 INF TECH - LONGEVITY	900	1,080	720	1,080	0	1,080
01-555-125 INF TECH - AUTO ALLOWANCE	6,000	6,000	6,000	2,077	2,077	0
01-555-126 INF TECH - CERTIFICATION	151	0	0	0	0	0
01-555-130 INF TECH - UNIFORM ALLOWANCE	0	0	0	0	0	0
01-555-135 INF TECH - FICA	19,532	20,503	20,568	20,568	13,060	18,608
01-555-140 INF TECH - HEALTH INS	20,758	23,386	43,073	43,073	17,286	41,307
01-555-141 INF TECH - INS SUBSIDY	0	(1)	0	0	(1,814)	0
01-555-143 I.T. -PHONE ALLOWANCE	0	0	0	0	834	0
01-555-145 INF TECH - WORKERS COMP	9,682	759	502	502	900	0
01-555-150 INF TECH - UNEMPLOYMENT	0	0	0	0	0	0
01-555-155 INF TECH - RETIREMENT	29,803	31,873	32,156	32,156	20,296	29,055
01-555-165 INF TECH - MEDICAL EXPENSE	55	0	0	0	0	0
01-555-185 INF TECH - PAYROLL ACCRUAL	3,427	(6,345)	0	0	(1,436)	0
TOTAL PERSONNEL SERVICES	340,122	345,253	371,162	363,113	213,748	358,726
SUPPLIES						
01-555-203 IT APPAREL	238	81	400	200	0	200
01-555-205 INF TECH - GENERAL SUPPLIES	2,554	1,643	2,000	2,000	242	2,000
01-555-210 INF TECH - OFFICE SUPPLIES	915	278	350	1,628	1,697	1,628
01-555-215 VEHICLE SUPPLIES	0	0	0	0	0	734
01-555-216 INF TECH - FUEL EXPENSE	1,775	2,552	2,400	2,400	1,599	2,400
01-555-221 INF TECH - SMALL EQUIPMENT	2,416	1,398	2,500	2,000	283	2,000
TOTAL SUPPLIES	7,897	5,952	7,650	8,228	3,822	8,962
REPAIR & MAINTENANCE						
01-555-305 R&M VEHICLES	0	0	0	0	0	7,000
01-555-310 INF TECH - R&M EQUIPMENT	8,055	1,250	16,900	15,000	704	15,000
TOTAL REPAIR & MAINTENANCE	8,055	1,250	16,900	15,000	704	22,000
SERVICES						
01-555-405 INF TECH - PHONES	2,023	2,855	2,350	2,350	829	2,350
01-555-420 INF TECH - DUES/SUBSCRIPTIONS	848	1,221	550	550	240	550
01-555-421 IT- BACKUP VOICE & DATA	8,990	7,172	9,000	9,000	4,661	9,000
01-555-425 INF TECH - TRAVEL/TRAINING	8,013	4,192	5,000	3,000	0	3,000
01-555-446 IT ADVERTISING	0	0	200	0	0	0
01-555-455 INF TECH - CONTRACT LABOR	10,672	10,641	10,000	5,000	8,812	5,000
01-555-460 INF TECH - ANNUAL SOFTWARE	48,189	63,539	81,250	72,128	39,621	72,128
01-555-476 INF TECH - MAINT AGRMT PHONE	0	0	0	0	0	0
TOTAL SERVICES	78,735	89,620	108,350	92,028	54,163	92,028

01 -GENERAL FUND
55-IT DEPARTMENT

		2022-2023	2023-2024	(----- 2024-2025 -----)	2025-2026		
EXPENDITURES		ACTUAL	ACTUAL	ORIGINAL BUDGET	AMENDED BUDGET	Y-T-D ACTUAL	PROPOSED BUDGET
<hr/>							
<u>MISCELLANEOUS</u>							
01-555-510	INF TECH - EMP APPRECIATION	300	426	500	113	113	113
01-555-514	Inf Tech - Enterprise Veh Leas	0	0	0	0	0	0
01-555-538	BUILDING LEASE	0	18,243	19,000	7,734	13,820	0
01-555-542	Inf Tech - Lease Payments	0	19,696	19,700	19,700	19,696	19,700
01-555-555	INF TECH - EMAIL SERVICES	26,862	26,985	28,000	28,000	18,140	28,000
TOTAL MISCELLANEOUS		27,161	65,348	67,200	55,547	51,768	47,813
<hr/>							
<u>CAPITAL EXPENDITURES</u>							
01-555-610	INF TECH - COMPUTER/SOFTWARE	679	543	1,200	1,200	0	1,200
01-555-625	INF TECH - EQUIPMENT CE	3,116	27,266	29,000	10,000	1,441	10,000
TOTAL CAPITAL EXPENDITURES		3,795	27,810	30,200	11,200	1,441	11,200
<hr/>							
TOTAL 55-IT DEPARTMENT		465,764	535,234	601,462	545,116	325,647	540,729

CITY OF ANGLETON
APPROVED BUDGET
AS OF: JUNE 30TH, 2025

01 -GENERAL FUND
56-DEBT SERVICE

EXPENDITURES	2022-2023 ACTUAL	2023-2024 ACTUAL	(----- ORIGINAL BUDGET	2024-2025 AMENDED BUDGET	-----) Y-T-D ACTUAL	2025-2026 PROPOSED BUDGET
<u>MISCELLANEOUS</u>						
01-556-510 DEBT SERVICE-INTEREST EXPENSE	0	0	0	0	0	0
01-556-514 ENTERPRISE VEHICLE LEASE	192,702	596,751	47,566	9,600	0	10,000
01-556-515 FLEET SERVICE-PRINCIPAL	0	0	0	0	0	0
01-556-519 TRANSFER FOR INTER-FUND LOAN	0	0	0	0	0	0
01-556-530 LEASE PRINCIPAL	277,996	0	0	0	0	0
01-556-535 LEASE INTEREST	18,946	0	0	0	0	0
TOTAL MISCELLANEOUS	489,645	596,751	47,566	9,600	0	10,000
 TOTAL 56-DEBT SERVICE	 489,645	 596,751	 47,566	 9,600	 0	 10,000

01 -GENERAL FUND
57-ECONOMIC DEVELOPMENT

EXPENDITURES	2022-2023 ACTUAL	2023-2024 ACTUAL	(----- ORIGINAL BUDGET	2024-2025 AMENDED BUDGET	----- Y-T-D ACTUAL	2025-2026 PROPOSED BUDGET
<u>PERSONNEL SERVICES</u>						
01-557-105 ECO DEV - SALARIES	32,572	44,776	78,964	78,964	40,527	28,202
01-557-115 ECO DEV - LONGEVITY	173	390	210	630	0	225
01-557-125 ECO DEV - AUTO ALLOWANCE	1,800	2,423	4,200	1,454	1,038	0
01-557-126 ECO DEV - CERTIFICATION	370	485	840	55	208	0
01-557-135 ECO DEV - FICA	2,663	3,740	6,121	6,807	3,186	2,184
01-557-140 ECO DEV - HEALTH INS	8,587	6,169	9,800	10,768	4,271	3,442
01-557-141 ECO DEV - INS SUBSIDY	0	0	0	0	0	0
01-557-143 ECO DEV- PHONE ALLOWANCE	0	0	0	0	0	0
01-557-145 ECO DEV - WORKERS COMP	138	759	86	155	450	0
01-557-150 ECO DEV - UNEMPLOYMENT	0	0	0	0	0	0
01-557-155 ECO DEV - RETIREMENT	3,934	5,514	9,570	10,272	4,741	3,410
01-557-165 ECO DEV - MEDICAL EXPENSE	0	0	0	0	0	0
01-557-185 ECO DEV - PAYROLL ACCRUAL	1,206	(1,814)	0	0	0	0
TOTAL PERSONNEL SERVICES	51,443	62,442	109,791	109,106	54,421	37,463
<u>SUPPLIES</u>						
01-557-203 ECO DEV - APPAREL	193	200	200	0	0	0
01-557-205 ECO DEV - GENERAL SUPPLIES	11	114	500	0	0	0
TOTAL SUPPLIES	204	315	700	0	0	0
<u>SERVICES</u>						
01-557-405 ECO DEV - PHONES	0	0	0	0	0	0
01-557-406 ECO DEV - PRO PRINTING	5,000	5,000	5,000	0	5,000	0
01-557-415 ECO DEV - LEGAL/PROFESSIONAL	40,440	30,000	30,000	30,000	26,780	30,000
01-557-420 ECO DEV - DUES/SUBSCRIPTIONS	643	834	1,000	1,000	675	1,000
01-557-425 ECO DEV - TRAVEL/TRAINING	5,151	3,847	4,000	2,000	1,431	2,000
01-557-446 ADVERTISING	0	0	0	0	0	0
01-557-450 ECO DEV - ANNUAL ALLIANCE FEE	6,000	6,500	6,500	6,500	6,500	6,500
TOTAL SERVICES	57,234	46,181	46,500	39,500	40,386	39,500
<u>MISCELLANEOUS</u>						
01-557-510 ECO DEV - EMP APPRECIATION	100	75	100	100	0	100
01-557-535 MAINT AGREEMENTS	15,000	15,000	15,000	15,000	15,000	15,000
01-557-555 ECO DEV - BUSINESS EXPENSE	0	0	0	0	0	0
TOTAL MISCELLANEOUS	15,100	15,075	15,100	15,100	15,000	15,100
<u>CAPITAL EXPENDITURES</u>						
01-557-625 ECO DEV - EQUIPMENT CE	0	0	0	0	0	0
TOTAL CAPITAL EXPENDITURES	0	0	0	0	0	0

CITY OF ANGLETON
APPROVED BUDGET
AS OF: JUNE 30TH, 2025

Item 5.

01 -GENERAL FUND
57-ECONOMIC DEVELOPMENT

		2022-2023	2023-2024	(----- 2024-2025 -----)	2025-2026		
EXPENDITURES		ACTUAL	ACTUAL	ORIGINAL BUDGET	AMENDED BUDGET	Y-T-D ACTUAL	PROPOSED BUDGET
<hr/>							
OTHER							
01-557-704	TRANSFER TO HOTEL FUND	0	0	0	0	0	0
01-557-705	TRANSFER TO OBJ FUND	0	0	0	0	0	0
01-557-717	ECON DEV-TRANS TO FUND 117	0	0	0	0	0	0
TOTAL OTHER		0	0	0	0	0	0
<hr/>							
TOTAL 57-ECONOMIC DEVELOPMENT		123,981	124,013	172,091	163,706	109,807	92,063

01 -GENERAL FUND
58-PUBLIC WORKS

		2022-2023	2023-2024	(----- 2024-2025 -----)	2024-2025	2025-2026	
EXPENDITURES		ACTUAL	ACTUAL	ORIGINAL BUDGET	AMENDED BUDGET	Y-T-D ACTUAL	PROPOSED BUDGET
<hr/>							
PERSONNEL SERVICES							
01-558-105	PW STR - SALARIES	506,029	484,918	444,474	444,474	363,046	404,062
01-558-106	PW STR - ON CALL	3,081	268	3,250	3,250	0	3,250
01-558-110	PW STR - OVERTIME	41,237	20,762	29,149	29,149	15,470	0
01-558-115	PW STR - LONGEVITY	4,764	3,465	2,340	2,340	0	3,335
01-558-125	PW STR - AUTO ALLOWANCE	2,123	346	1,500	519	0	0
01-558-126	PW STR - CERTIFICATION	4,839	2,693	1,694	1,694	1,199	1,250
01-558-128	PW STR - SPECIAL JOB PAY	0	0	0	0	0	0
01-558-135	PW STR - FICA	41,557	37,406	37,563	37,563	29,461	30,997
01-558-140	PW STR - HEALTH INS	128,100	112,432	154,352	154,352	99,042	115,771
01-558-141	PW STR - INS SUBSIDY	6,872	(207)	17,885	17,885	(4,717)	9,804
01-558-142	PW STR - INS COMMISSION	0	0	0	0	0	0
01-558-143	PW STR- PHONE ALLOWANCE	565	125	0	0	0	0
01-558-145	PW STR - WORKERS COMP	34,758	24,126	11,939	11,939	15,433	0
01-558-150	PW STR - UNEMPLOYMENT	257	0	0	0	0	0
01-558-155	PW STR - RETIREMENT	66,510	58,481	58,726	58,726	46,987	52,408
01-558-165	PW STR - MEDICAL EXPENSE	1,170	1,415	2,700	2,700	328	2,700
01-558-185	PW STR - PAYROLL ACCRUAL	(2,034)	(8,181)	0	0	(3,184)	0
TOTAL PERSONNEL SERVICES		839,826	738,049	765,572	764,591	563,065	623,577
<hr/>							
SUPPLIES							
01-558-203	PW STR - APPAREL	8,739	4,000	1,000	1,000	88	1,000
01-558-205	PW STR - GENERAL SUPPLIES	11,579	13,160	12,000	12,000	6,628	12,000
01-558-210	PW STR - OFFICE SUPPLIES	451	953	0	0	0	0
01-558-213	PW STR - SIGN MATERIAL	21,301	23,759	21,500	10,000	73	10,000
01-558-214	QUIET ZONE	0	6,010	15,000	13,000	316	13,000
01-558-215	PW STR - VEHICLE SUPPLIES	3,860	5,110	4,000	6,000	4,250	6,000
01-558-216	PW STR - FUEL EXPENSE	50,566	52,769	50,000	50,000	22,975	50,000
01-558-220	PW STR - EQUIPMENT SUPPLIES	7,606	11,752	12,000	12,000	9,985	12,000
01-558-221	PW STR - SMALL EQUIPMENT	1,363	2,786	3,000	3,000	680	3,000
01-558-223	PW STR - EQUIPMENT RENTAL	650	230	1,500	1,500	0	1,500
01-558-225	PW STR - CHEMICAL SUPPLIES	967	1,000	1,000	1,000	1,000	1,000
TOTAL SUPPLIES		107,082	121,529	121,000	109,500	45,994	109,500
<hr/>							
REPAIR & MAINTENANCE							
01-558-305	PW STR - R&M VEHICLES	2,996	24,368	3,000	3,000	2,999	3,000
01-558-310	PW STR - R&M EQUIPMENT	44,984	33,545	45,000	45,000	44,709	45,000
01-558-314	ADA ACCOMODATIONS	0	0	0	0	0	0
01-558-315	PW STR - R&M INFRASTRUCTURE	35,006	81,101	100,000	50,000	42,024	50,000
01-558-316	PW STR - TRAFFIC LIGHTS	8,000	3,602	8,000	0	0	0
01-558-317	PW STR - ROAD PAINTING	20,000	10,165	10,000	10,000	13,039	10,000
01-558-318	PW STR - SIDEWALKS	0	0	0	0	0	0
01-558-319	PW STR - Solar Lights	0	0	0	0	0	0
01-558-320	PW STR - R&M BUILDING	12,183	1,929	0	0	22	0
TOTAL REPAIR & MAINTENANCE		123,169	154,711	166,000	108,000	102,794	108,000

CITY OF ANGLETON
APPROVED BUDGET
AS OF: JUNE 30TH, 2025

01 -GENERAL FUND
58-PUBLIC WORKS

		2022-2023	2023-2024	2024-2025		2025-2026
		ACTUAL	ACTUAL	ORIGINAL BUDGET	AMENDED BUDGET	PROPOSED BUDGET
EXPENDITURES					Y-T-D ACTUAL	
<u>SERVICES</u>						
01-558-405	PW STR - PHONES	4,492	6,042	5,000	5,000	5,000
01-558-410	PW STR - UTILITIES	194,843	193,803	160,000	160,000	160,000
01-558-411	PW STR - LIGHTS	0	0	2,500	2,500	2,500
01-558-415	PW STR - LEGAL/PROFESSIONAL	12,298	48,260	45,000	45,000	45,000
01-558-420	PW STR - DUES/SUBSCRIPTIONS	756	0	1,200	0	0
01-558-425	PW STR - TRAVEL/TRAINING	4,984	4,619	5,000	1,000	1,000
01-558-455	PW STR - CONTRACT LABOR	0	0	0	0	0
01-558-465	PW STR - SPEC EVENTS/PROJECTS	1,850	1,934	2,000	2,000	2,000
01-558-499	PW STR - MISCELLANEOUS	15,000	0	0	0	0
TOTAL SERVICES		234,222	254,659	220,700	215,500	215,500
<u>MISCELLANEOUS</u>						
01-558-503	Public Works - Surety / Notary	100	0	0	0	0
01-558-505	PW-INSURANCE-GENERAL	0	0	0	0	0
01-558-506	PW STR - VEHICLE INSURANCE	5,913	0	24,887	24,887	0
01-558-507	PW-PROPERTY & ME	0	0	2,716	16,716	0
01-558-510	PW STR - EMP APPRECIATION	492	622	1,000	0	0
01-558-514	PW Str - Enterprise Veh Lease	0	0	107,514	107,514	89,850
01-558-515	PW-DEBT LEASE PURCHASE	0	0	0	0	130,250
01-558-520	PW STR - CONTINGENCY	0	0	0	0	0
01-558-535	PW STR - LEASE PAYMENTS	1,774	0	0	0	0
01-558-538	BUILDING LEASE	(10,648)	18,243	0	0	0
TOTAL MISCELLANEOUS		(2,369)	18,864	136,117	149,117	220,100
<u>CAPITAL EXPENDITURES</u>						
01-558-601	PW STR - VEHICLE CE	0	0	0	0	0
01-558-612	PW STR - OVERLAYS	215,679	181,842	300,000	0	150,000
01-558-613	PW STR - SIDEWALKS	22,000	72,257	0	0	0
01-558-614	PASS THRU-GCC SIDEWALK PROJECT	0	0	0	0	0
01-558-615	PW STR - INFRASTRUCTURE CE	0	0	0	0	0
01-558-625	PW STR - EQUIPMENT CE	0	0	0	0	0
TOTAL CAPITAL EXPENDITURES		237,679	254,099	300,000	0	150,000
<u>OTHER</u>						
01-558-701	PW-TRANSFER TO GF	0	0	0	0	0
01-558-703	PW-TRANSFER GCC MATCH	0	0	0	0	0
01-558-705	PW-TRANSFER TO DEBT SERVICE	0	0	0	0	0
01-558-715	PW-TRANS PURCHASE OF VEHICLES	0	0	0	0	4,664
01-558-719	PW-TRANSFER TO CAPITAL FUND	0	0	0	0	0
01-558-721	PW-TRANSFER TO 2018 BOND ISS	0	0	0	0	0
01-558-722	PW-TRANSFER TO GF FOR ADMIN	0	0	0	0	0
TOTAL OTHER		0	0	0	0	4,664
TOTAL 58-PUBLIC WORKS		1,539,609	1,541,911	1,709,389	1,346,708	1,431,341

CITY OF ANGLETON
APPROVED BUDGET
AS OF: JUNE 30TH, 2025

01 -GENERAL FUND
59-NON-DEPARTMENTAL

	2022-2023	2023-2024	(-----	2024-2025	-----)	2025-2026
EXPENDITURES	ACTUAL	ACTUAL	ORIGINAL BUDGET	AMENDED BUDGET	Y-T-D ACTUAL	PROPOSED BUDGET
PERSONNEL SERVICES						
01-559-105 NON DEPT WAGE CHANGES	0	0	0	0	0	0
01-559-140 HEALTH INSURANCE	(2,955)	24,641	0	0	0	0
01-559-141 HEALTH INS-SUBSIDY	6,339	2,522	0	31,500	6,060	31,500
01-559-142 NON DEPT INS COMMISSION	0	0	0	0	0	0
01-559-199 BUDGETED VACANCIES	0	0	0	0	0	0
TOTAL PERSONNEL SERVICES	3,384	27,164	0	31,500	6,060	31,500
SUPPLIES						
01-559-205 NON-DEPT SUPPLIES	0	0	0	0	0	0
01-559-216 FUEL EXPENSE	0	0	0	0	0	750
TOTAL SUPPLIES	0	0	0	0	0	750
SERVICES						
01-559-405 TELEPHONE EXPENSE	68,239	61,591	50,000	20,000	11,341	20,000
01-559-422 CITY CONNECT	12,870	10,991	8,000	8,000	0	8,000
01-559-445 SPECIAL SERVICES	0	0	0	0	0	0
01-559-446 LIBRARY CONTRIBUTION	32,500	32,500	32,500	32,500	32,500	32,500
01-559-447 EMS CONTRIBUTION	96,000	96,000	96,000	96,000	64,000	96,000
01-559-455 NON DEPT - CONTRACT LABOR	756	60,874	0	0	0	0
01-559-459 REGIONAL TRANSPORTATION	41,080	41,080	41,080	41,080	41,080	41,080
01-559-460 NON-DEPT-ANNUAL SOFTWARE MAINT	0	0	0	0	0	0
01-559-465 NON-DEPT-GARBAGE BAGS	0	0	0	0	0	0
01-559-474 NON-DEPT-APPRECIATION EXPENSE	0	0	0	0	0	0
01-559-475 BANK CHARGES	(105)	0	0	0	504	0
01-559-476 MAINT AGREEMENT OF TELEP SYSTE	0	0	0	0	0	0
01-559-477 SALARY SURVEY IMPLEMENTAION	0	0	0	0	0	0
01-559-478 NEWSLETTER	0	0	0	0	0	0
01-559-479 DEVELOP-INCENTIVE TAX REBATE	0	0	0	0	0	0
01-559-480 SOLID WASTE COST	2,088,554	2,326,916	2,401,632	2,401,632	1,661,554	2,401,632
01-559-490 ANGLETON UNIVERSITY	4,858	1,724	0	0	0	0
01-559-499 NON-DEPT MISCELLANEOUS	57,335	19,104	0	0	2,538	0
TOTAL SERVICES	2,402,087	2,650,780	2,629,212	2,599,212	1,813,516	2,599,212
MISCELLANEOUS						
01-559-505 GENERAL INSURANCE	47,294	67,928	80,310	25,564	25,564	68,186
01-559-506 VEHICLE INSURANCE	30,730	0	0	0	0	63,644
01-559-507 BUILDING INSURANCE (WINDSTORM)	56,007	407,128	40,000	5,000	7,859	290,865
01-559-508 GF-WORKERS COMP	0	0	0	0	0	70,934
01-559-520 NON-DEPT-CONTINGENCY	0	0	0	0	0	0
01-559-521 TEXAS GULF BANK PAY OFF	0	0	0	0	0	0
01-559-538 Building Lease	10,648	0	0	0	0	0
01-559-555 BAD DEBT EXPENSE	17,184	17,985	30,000	30,000	0	30,000
01-559-599 COMP PLAN	0	0	0	0	0	0
TOTAL MISCELLANEOUS	161,864	493,041	150,310	60,564	33,423	523,629

CITY OF ANGLETON
APPROVED BUDGET
AS OF: JUNE 30TH, 2025

01 -GENERAL FUND
59-NON-DEPARTMENTAL

		2022-2023	2023-2024	(----- 2024-2025 -----)			2025-2026
EXPENDITURES		ACTUAL	ACTUAL	ORIGINAL BUDGET	AMENDED BUDGET	Y-T-D ACTUAL	PROPOSED BUDGET
<hr/>							
<u>CAPITAL EXPENDITURES</u>							
01-559-610	Non Dept - Lease Purchases	614,867	0	0	0	0	0
01-559-625	NON-DEPT-CAPITAL	0	0	0	0	0	0
01-559-635	CAPITAL UPGRADES	0	0	0	0	0	0
TOTAL CAPITAL EXPENDITURES		614,867	0	0	0	0	0
<hr/>							
<u>OTHER</u>							
01-559-707	TRANSFER TO MC TECHNOLOGY	0	0	0	0	0	0
01-559-713	TRANSFER TO KAB	25,200	0	0	0	0	0
01-559-717	TRANSFER TO DOWNTOWN REVITALIZ	0	0	0	0	0	0
01-559-726	TRANSFER TO CITY WIDE REPAIRS	0	0	0	0	0	0
01-559-730	Transfer to Fund 130	170,602	0	0	0	0	0
01-559-732	Transfer to Fund 132	288,565	0	0	0	0	0
01-559-741	TRANSFER TO UNEMPLYMNT FUND	50,000	29,167	0	0	0	0
01-559-743	TRANSFER TO PARKS FUND	0	0	0	0	0	0
TOTAL OTHER		534,367	29,167	0	0	0	0
<hr/>							
TOTAL 59-NON-DEPARTMENTAL		3,716,569	3,200,151	2,779,522	2,691,276	1,852,999	3,155,091

CITY OF ANGLETON
APPROVED BUDGET
AS OF: JUNE 30TH, 2025

Item 5.

01 -GENERAL FUND
71-PLANT OPERATIONS

	2022-2023	2023-2024	(----- ORIGINAL	2024-2025	----- Y-T-D	2025-2026
EXPENDITURES	ACTUAL	ACTUAL	BUDGET	AMENDED	ACTUAL	PROPOSED
				BUDGET		BUDGET
<hr/>						
CAPITAL EXPENDITURES						
01-571-600 CARES WWTP LAB EXPENSE	0	0	0	0	0	0
TOTAL CAPITAL EXPENDITURES	0	0	0	0	0	0
<hr/>						
TOTAL 71-PLANT OPERATIONS	0	0	0	0	0	0
<hr/>						
TOTAL EXPENDITURES	18,781,201	19,385,969	19,425,952	18,439,971	12,493,184	18,787,357
	=====	=====	=====	=====	=====	=====
REVENUE OVER/(UNDER) EXPENDITURES	(354,997)	(279,637)	0	1	1,804,574	(548,873)
	=====	=====	=====	=====	=====	=====



TAX-BACKED DEBT SCHEDULES

TOTAL TAX-BACKED DEBT

	Grand Total Outstanding Debt			
	Principal	Interest	Total	
2/15/2024	665,000.00	233,003.13	898,003.13	
8/15/2024	82,500.00	220,828.13	303,328.13	1,201,331.25
2/15/2025	590,000.00	218,353.13	808,353.13	
8/15/2025	485,000.00	329,859.62	814,859.62	1,623,212.74
2/15/2026	595,000.00	277,157.73	872,157.73	
8/15/2026	492,500.00	268,082.73	760,582.73	1,632,740.45
2/15/2027	560,000.00	257,627.73	817,627.73	
8/15/2027	497,500.00	248,602.73	746,102.73	1,563,730.45
2/15/2028	565,000.00	238,485.23	803,485.23	
8/15/2028	502,500.00	229,360.23	731,860.23	1,535,345.45
2/15/2029	515,000.00	219,117.73	734,117.73	
8/15/2029	2,570,500.00	211,392.73	2,781,892.73	3,516,010.45
2/15/2030	515,000.00	161,415.63	676,415.63	
8/15/2030	112,500.00	153,690.63	266,190.63	942,606.25
2/15/2031	510,000.00	150,878.13	660,878.13	
8/15/2031	117,500.00	143,603.13	261,103.13	921,981.25
2/15/2032	505,000.00	140,665.63	645,665.63	
8/15/2032	122,500.00	133,465.63	255,965.63	901,631.25
2/15/2033	505,000.00	130,403.13	635,403.13	
8/15/2033	130,000.00	122,665.63	252,665.63	888,068.75
2/15/2034	505,000.00	119,415.63	624,415.63	
8/15/2034	135,000.00	111,584.38	246,584.38	871,000.00
2/15/2035	435,000.00	108,209.38	543,209.38	
8/15/2035	142,500.00	101,140.63	243,640.63	786,850.00
2/15/2036	435,000.00	97,578.13	532,578.13	
8/15/2036	150,000.00	90,183.13	240,183.13	772,761.25
2/15/2037	435,000.00	86,433.13	521,433.13	
8/15/2037	157,500.00	79,038.13	236,538.13	757,971.25
2/15/2038	430,000.00	75,100.63	505,100.63	
8/15/2038	165,000.00	67,790.63	232,790.63	737,891.25
2/15/2039	-	64,490.63	64,490.63	
8/15/2039	172,500.00	64,490.63	236,990.63	301,481.25
2/15/2040	-	61,040.63	61,040.63	
8/15/2040	180,000.00	61,040.63	241,040.63	302,081.25
2/15/2041	-	57,440.63	57,440.63	
8/15/2041	185,000.00	57,440.63	242,440.63	299,881.25
2/15/2042	-	53,740.63	53,740.63	
8/15/2042	192,500.00	53,740.63	246,240.63	299,981.25
2/15/2043	-	49,890.63	49,890.63	
8/15/2043	200,000.00	49,890.63	249,890.63	299,781.25
2/15/2044	-	45,890.63	45,890.63	
8/15/2044	210,000.00	45,890.63	255,890.63	301,781.25
2/15/2045	-	41,559.38	41,559.38	

8/15/2045	217,500.00	41,559.38	259,059.38	300,618.75
2/15/2046	-	37,073.44	37,073.44	
8/15/2046	227,500.00	37,073.44	264,573.44	301,646.88
2/15/2047	-	32,381.25	32,381.25	
8/15/2047	235,000.00	32,381.25	267,381.25	299,762.50
2/15/2048	-	27,534.38	27,534.38	
8/15/2048	245,000.00	27,534.38	272,534.38	300,068.75
2/15/2049	-	22,481.25	22,481.25	
8/15/2049	255,000.00	22,481.25	277,481.25	299,962.50
2/15/2050	-	17,221.88	17,221.88	
8/15/2050	267,500.00	17,221.88	284,721.88	301,943.75
2/15/2051	-	11,704.69	11,704.69	
8/15/2051	277,500.00	11,704.69	289,204.69	300,909.38
2/15/2052	-	5,981.25	5,981.25	
8/15/2052	290,000.00	5,981.25	295,981.25	301,962.50
2/15/2053	-	-	-	
8/15/2053	-	-	-	
	16,783,000.00	6,081,994.54	22,864,994.54	22,864,994.54

	Principal	Coupon	Emergency Note Interest	Total	Fiscal Total
2/15/2024				-	
8/15/2024				-	
2/15/2025				-	
8/15/2025	400,000.00	3.840%	120,481.49	520,481.49	520,481.49
2/15/2026			70,329.60	70,329.60	
8/15/2026	400,000.00	3.840%	70,329.60	470,329.60	540,659.20
2/15/2027			62,649.60	62,649.60	
8/15/2027	400,000.00	3.840%	62,649.60	462,649.60	525,299.20
2/15/2028			54,969.60	54,969.60	
8/15/2028	400,000.00	3.840%	54,969.60	454,969.60	509,939.20
2/15/2029			47,289.60	47,289.60	
8/15/2029	2,463,000.00	3.840%	47,289.60	2,510,289.60	2,557,579.20
	4,063,000.00		590,958.29	4,653,958.29	4,653,958.29

Comb Tax and Rev CO, S2022					
	Principal	Coupon	Interest	Total	Fiscal Total
2/15/2024			109,965.63	109,965.63	
8/15/2024	82,500.00	6.000%	109,965.63	192,465.63	302,431.25
2/15/2025	-		107,490.63	107,490.63	
8/15/2025	85,000.00	6.000%	107,490.63	192,490.63	299,981.25
2/15/2026	-		104,940.63	104,940.63	
8/15/2026	92,500.00	6.000%	104,940.63	197,440.63	302,381.25
2/15/2027	-		102,165.63	102,165.63	
8/15/2027	97,500.00	5.000%	102,165.63	199,665.63	301,831.25
2/15/2028	-		99,728.13	99,728.13	
8/15/2028	102,500.00	5.000%	99,728.13	202,228.13	301,956.25
2/15/2029	-		97,165.63	97,165.63	
8/15/2029	107,500.00	5.000%	97,165.63	204,665.63	301,831.25
2/15/2030	-		94,478.13	94,478.13	
8/15/2030	112,500.00	5.000%	94,478.13	206,978.13	301,456.25
2/15/2031	-		91,665.63	91,665.63	
8/15/2031	117,500.00	5.000%	91,665.63	209,165.63	300,831.25
2/15/2032	-		88,728.13	88,728.13	
8/15/2032	122,500.00	5.000%	88,728.13	211,228.13	299,956.25
2/15/2033	-		85,665.63	85,665.63	
8/15/2033	130,000.00	5.000%	85,665.63	215,665.63	301,331.25
2/15/2034	-		82,415.63	82,415.63	
8/15/2034	135,000.00	5.000%	82,415.63	217,415.63	299,831.25
2/15/2035	-		79,040.63	79,040.63	
8/15/2035	142,500.00	5.000%	79,040.63	221,540.63	300,581.25
2/15/2036	-		75,478.13	75,478.13	
8/15/2036	150,000.00	5.000%	75,478.13	225,478.13	300,956.25
2/15/2037	-		71,728.13	71,728.13	
8/15/2037	157,500.00	5.000%	71,728.13	229,228.13	300,956.25
2/15/2038	-		67,790.63	67,790.63	
8/15/2038	165,000.00	4.000%	67,790.63	232,790.63	300,581.25
2/15/2039	-		64,490.63	64,490.63	
8/15/2039	172,500.00	4.000%	64,490.63	236,990.63	301,481.25
2/15/2040	-		61,040.63	61,040.63	
8/15/2040	180,000.00	4.000%	61,040.63	241,040.63	302,081.25
2/15/2041	-		57,440.63	57,440.63	
8/15/2041	185,000.00	4.000%	57,440.63	242,440.63	299,881.25
2/15/2042	-		53,740.63	53,740.63	
8/15/2042	192,500.00	4.000%	53,740.63	246,240.63	299,981.25
2/15/2043	-		49,890.63	49,890.63	
8/15/2043	200,000.00	4.000%	49,890.63	249,890.63	299,781.25
2/15/2044	-		45,890.63	45,890.63	
8/15/2044	210,000.00	4.125%	45,890.63	255,890.63	301,781.25

2/15/2045	-		41,559.38	41,559.38	
8/15/2045	217,500.00	4.125%	41,559.38	259,059.38	300,618.75
2/15/2046	-		37,073.44	37,073.44	
8/15/2046	227,500.00	4.125%	37,073.44	264,573.44	301,646.88
2/15/2047	-		32,381.25	32,381.25	
8/15/2047	235,000.00	4.125%	32,381.25	267,381.25	299,762.50
2/15/2048	-		27,534.38	27,534.38	
8/15/2048	245,000.00	4.125%	27,534.38	272,534.38	300,068.75
2/15/2049	-		22,481.25	22,481.25	
8/15/2049	255,000.00	4.125%	22,481.25	277,481.25	299,962.50
2/15/2050	-		17,221.88	17,221.88	
8/15/2050	267,500.00	4.125%	17,221.88	284,721.88	301,943.75
2/15/2051	-		11,704.69	11,704.69	
8/15/2051	277,500.00	4.125%	11,704.69	289,204.69	300,909.38
2/15/2052	-		5,981.25	5,981.25	
8/15/2052	290,000.00	4.125%	5,981.25	295,981.25	301,962.50
2/15/2053					
8/15/2053					
	4,955,000.00		3,773,756.25	8,728,756.25	8,728,756.25

Comb Tax and Rev CO, S2019					
	Principal	Coupon	Interest	Total	Fiscal Total
2/15/2024	80,000.00	2.625%	11,643.75	91,643.75	
8/15/2024			10,593.75	10,593.75	102,237.50
2/15/2025	80,000.00	2.375%	10,593.75	90,593.75	
8/15/2025			9,643.75	9,643.75	100,237.50
2/15/2026	80,000.00	2.375%	9,643.75	89,643.75	
8/15/2026			8,693.75	8,693.75	98,337.50
2/15/2027	80,000.00	4.000%	8,693.75	88,693.75	
8/15/2027			7,093.75	7,093.75	95,787.50
2/15/2028	80,000.00	4.000%	7,093.75	87,093.75	
8/15/2028			5,493.75	5,493.75	92,587.50
2/15/2029	80,000.00	3.000%	5,493.75	85,493.75	
8/15/2029			4,293.75	4,293.75	89,787.50
2/15/2030	80,000.00	3.000%	4,293.75	84,293.75	
8/15/2030			3,093.75	3,093.75	87,387.50
2/15/2031	75,000.00	2.000%	3,093.75	78,093.75	
8/15/2031			2,343.75	2,343.75	80,437.50
2/15/2032	75,000.00	2.000%	2,343.75	77,343.75	
8/15/2032			1,593.75	1,593.75	78,937.50
2/15/2033	75,000.00	2.000%	1,593.75	76,593.75	
8/15/2033			843.75	843.75	77,437.50
2/15/2034	75,000.00	2.250%	843.75	75,843.75	
8/15/2034			-	-	75,843.75
2/15/2035		2.250%	-	-	
	860,000.00		119,018.75	979,018.75	979,018.75

Comb Tax and Rev CO, S2018					
	Principal	Coupon	Interest	Total	Fiscal Total
2/15/2024	470,000.00	4.000%	104,668.75	574,668.75	
8/15/2024			95,268.75	95,268.75	669,937.50
2/15/2025	435,000.00	3.000%	95,268.75	530,268.75	
8/15/2025			88,743.75	88,743.75	619,012.50
2/15/2026	435,000.00	3.000%	88,743.75	523,743.75	
8/15/2026			82,218.75	82,218.75	605,962.50
2/15/2027	435,000.00	3.000%	82,218.75	517,218.75	
8/15/2027			75,693.75	75,693.75	592,912.50
2/15/2028	435,000.00	3.000%	75,693.75	510,693.75	
8/15/2028			69,168.75	69,168.75	579,862.50
2/15/2029	435,000.00	3.000%	69,168.75	504,168.75	
8/15/2029			62,643.75	62,643.75	566,812.50
2/15/2030	435,000.00	3.000%	62,643.75	497,643.75	
8/15/2030			56,118.75	56,118.75	553,762.50
2/15/2031	435,000.00	3.000%	56,118.75	491,118.75	
8/15/2031			49,593.75	49,593.75	540,712.50
2/15/2032	430,000.00	3.000%	49,593.75	479,593.75	
8/15/2032			43,143.75	43,143.75	522,737.50
2/15/2033	430,000.00	3.250%	43,143.75	473,143.75	
8/15/2033			36,156.25	36,156.25	509,300.00
2/15/2034	430,000.00	3.250%	36,156.25	466,156.25	
8/15/2034			29,168.75	29,168.75	495,325.00
2/15/2035	435,000.00	3.250%	29,168.75	464,168.75	
8/15/2035			22,100.00	22,100.00	486,268.75
2/15/2036	435,000.00	3.400%	22,100.00	457,100.00	
8/15/2036			14,705.00	14,705.00	471,805.00
2/15/2037	435,000.00	3.400%	14,705.00	449,705.00	
8/15/2037			7,310.00	7,310.00	457,015.00
2/15/2038	430,000.00	3.400%	7,310.00	437,310.00	
8/15/2038			-	-	437,310.00
	6,540,000.00		1,568,736.25	8,108,736.25	8,108,736.25

GO Ref Bds, Series 2016					
	Principal	Coupon	Interest	Total	Fiscal Total
2/15/2024	115,000.00	3.000%	6,725.00	121,725.00	
8/15/2024			5,000.00	5,000.00	126,725.00
2/15/2025	75,000.00	4.000%	5,000.00	80,000.00	
8/15/2025			3,500.00	3,500.00	83,500.00
2/15/2026	80,000.00	4.000%	3,500.00	83,500.00	
8/15/2026			1,900.00	1,900.00	85,400.00
2/15/2027	45,000.00	4.000%	1,900.00	46,900.00	
8/15/2027			1,000.00	1,000.00	47,900.00
2/15/2028	50,000.00	4.000%	1,000.00	51,000.00	
8/15/2028					51,000.00
	365,000.00		29,525.00	394,525.00	394,525.00



WATER FUND



2025/2026 Preliminary Budget Water Fund Table of Content

	Page(s)
• BWA Expense Budget Approved Letter/Info	1 – 2
• Water Fund Revenue	3 – 4
• General Fund Expenses:	
○ Collections/ Utility Billing	5 – 6
○ Water Department/Public Works	7 – 9
○ Sewer Department/Public Works	10 – 11
○ Plant Operations/Wastewater Treatment Plant	12 – 13
○ Utility (Water & Sewer) Debt Schedules	14 – 29

BUDGET SUMMARY

The 2025/2026 Budget reflects a rate increase

Other changes in the Budget are:

A. Total Revenue-

Increased \$2,256,095 due to cost and debt service increases.

B. Rate Increase Breakdown-

1. The 2025/2026 Expense Budget rate increase includes a \$.00 increase for operations and a \$.36 increase for capital and debt service. For the 2025-2026 fiscal year, BWA will have a rate increase from \$4.60 per thousand gallons to \$4.96 per thousand gallons for participating customers. For short term non-participating customers, the rate increased from \$4.95 per thousand gallons to \$5.31 per thousand gallons. For long-term non-participating customers, the rate increased to \$5.14 per thousand gallons.

C. Payroll and Benefits-

Increased \$378,982 due to additional employees, cost of living, merit increases, and other benefit related expenses.

D. Water Production Expenses-

Increased \$169,442 due to higher Raw Material pricing.

E. Maintenance Expense-

Decrease of \$58,700.

The total 2025/2026 Budget expenditures are \$2,262,408 more than 2024/2025. After total expense and capital transfers a net positive sum of \$678 is indicated for 2025/2026 Fiscal Year.

* Budget Summary shows difference between 2024-2025 Budget and 2025-2026 Budget

PROPOSED RESIDENTIAL WASTEWATER RATES

Wastewater			
	Current Rates	3/1/2025	10/1/2025
Minimum Rates (\$ per month)			
All Connections	\$14.46	\$18.08	\$22.60
Volumetric Rates (\$ per kgal)			
0 – 13,000 gal	\$3.97	\$3.97	\$3.97
13,001+ gal	0	0	0

CITY OF ANGLETON
APPROVED BUDGET
AS OF: JUNE 30TH, 2025

03 -WATER FUND

	2022-2023	2023-2024	(----- 2024-2025 -----)	2025-2026		
REVENUES	ACTUAL	ACTUAL	ORIGINAL BUDGET	AMENDED BUDGET	Y-T-D ACTUAL	PROPOSED BUDGET
<u>UTILITIES INCOME</u>						
03-300-300 WATER INCOME	6,572,877	6,909,596	8,046,763	8,046,763	5,545,338	8,484,033
03-300-301 WATER REVENUE	69	50	0	0	8,406	8,000
03-300-303 CAF-WATER	2,000	234,788	35,000	35,000	0	35,000
03-300-305 SEWER INCOME	2,880,629	3,076,018	3,562,172	3,562,172	2,289,712	3,980,202
03-300-306 DOMESTIC SEWER	280,224	248,881	268,156	268,156	164,990	269,000
03-300-307 CAF-SEWER	2,000	249,037	35,000	35,000	0	35,000
03-300-310 GARBAGE INCOME	0	2	0	0	0	0
03-300-311 RECYCLING INCOME	2,672	2,745	2,614	2,614	1,867	2,614
03-300-315 CONNECTION INCOME	22,500	19,950	20,000	20,000	18,930	24,000
03-300-320 PENALTY INCOME	230,568	215,064	180,813	180,813	157,987	186,000
03-300-325 WATER TAPS	81,596	101,028	32,175	32,175	81,608	70,000
03-300-330 SEWER TAPS	53,009	80,400	28,600	28,600	66,550	35,000
03-300-331 2-WEEK CLEAN UP FEE	320	310	0	0	380	400
03-300-333 TRANSFER FEES	1,417	(4,409)	1,500	1,500	1,600	2,000
03-300-334 RECONNECT FEE	138,733	137,125	140,000	140,000	139,240	160,000
03-300-337 LOCK REFUND	2,538	1,775	0	0	1,650	0
TOTAL UTILITIES INCOME	10,271,152	11,272,359	12,352,793	12,352,793	8,478,257	13,291,249
<u>FINES & PENALTIES</u>						
03-300-407 USER FEE REVENUE	35,188	37,776	38,180	38,180	31,334	38,180
TOTAL FINES & PENALTIES	35,188	37,776	38,180	38,180	31,334	38,180
<u>PARKS & RECREATION</u>						
03-300-719 LOAN PROCEEDS-INTERNAL FUND	0	0	0	0	0	0
03-300-725 LEASE PURCHASE LOAN REVENUE	0	0	0	0	0	0
TOTAL PARKS & RECREATION	0	0	0	0	0	0
<u>MISCELLANEOUS</u>						
03-300-800 INTEREST INCOME	12,161	5,013	6,000	6,000	9,543	6,000
03-300-802 FEMA REIMBURSEMENT	0	4,878	0	0	0	0
03-300-820 CASH OVER/SHORT	(80)	(156)	0	0	(20)	0
03-300-892 MISCELLANEOUS REVENUE	9,019	8,796	0	0	(8,682)	0
03-300-895 CLEARWIRE AGREEMENT	31,075	32,007	32,755	32,755	26,957	32,755
03-300-896 DEVELOPER'S PARTICIPATION	0	0	0	0	0	0
03-300-898 GAIN/LOSS ON DISPOSAL OF ASSET	0	0	0	0	0	0
03-300-899 MISCELLANEOUS	4,393	(1,055)	0	0	3,449	0
TOTAL MISCELLANEOUS	56,568	49,484	38,755	38,755	31,247	38,755
<u>TRANSFERS</u>						
03-300-900 TRANSFER FROM FUND BALANCE	0	0	0	0	0	0
03-300-902 TRANSFER FROM GENERAL FUND	0	0	0	0	0	0
03-300-903 TRANSFER FROM WATER FUND	0	0	0	0	0	0
03-300-911 TRANSFER FROM FUND 111	0	0	0	0	0	0
03-300-920 TRANSFER FROM FUND 120	440,129	0	0	0	0	0
03-300-923 TRANSF FROM FUND 123	0	0	0	0	0	0
03-300-928 Transfer from Fund 128	1,145,246	0	0	0	0	0

CITY OF ANGLETON
APPROVED BUDGET
AS OF: JUNE 30TH, 2025

Item 5.

03 -WATER FUND

	2022-2023 ACTUAL	2023-2024 ACTUAL	(----- ORIGINAL BUDGET	2024-2025 AMENDED BUDGET	-----) Y-T-D ACTUAL	2025-2026 PROPOSED BUDGET
REVENUES						
03-300-929 Transfer from Fund 129	5,865,818	3,945,063	0	0	0	0
03-300-972 TRANSFER FROM FUND 72	0	0	0	0	0	0
03-300-973 TRANSFER FROM FUND 73	0	0	0	0	0	0
03-300-976 TRANSFER FROM FUND 76	0	0	0	0	0	0
03-300-977 TRANSFER FROM FUND 77	0	0	0	0	0	0
03-300-978 TRANSFER FROM FUND 78	0	0	0	0	0	0
03-300-996 Transfer from Fund 96	515,835	0	0	0	0	0
03-300-999 CAPITAL CONTRIBUTION	723,011	0	0	0	0	0
TOTAL TRANSFERS	8,690,039	3,945,063	0	0	0	0
TOTAL REVENUES	19,052,947	15,304,683	12,429,728	12,429,728	8,540,838	13,368,184
	=====	=====	=====	=====	=====	=====

03 -WATER FUND
60-COLLECTIONS

		2024-2025					2025-2026
		2022-2023	2023-2024	ORIGINAL	AMENDED	Y-T-D	PROPOSED
EXPENDITURES		ACTUAL	ACTUAL	BUDGET	BUDGET	ACTUAL	BUDGET
PERSONNEL SERVICES							
03-560-105	COLLECT - SALARIES	183,240	230,502	232,362	232,362	144,881	202,266
03-560-110	COLLECT - OVERTIME	2,360	2,257	5,087	5,087	729	5,087
03-560-115	COLLECT - LONGEVITY	1,380	1,560	2,100	2,100	0	1,680
03-560-126	COLLECT - CERTIFICATION	39	96	0	0	0	0
03-560-128	COLLECT - SPECIAL JOB PAY	0	0	0	0	0	0
03-560-135	COLLECT - FICA	13,495	17,093	18,062	18,062	11,089	16,062
03-560-140	COLLECT - HEALTH INS	65,299	84,243	98,936	98,936	53,527	68,844
03-560-141	COLLECT - INS SUBSIDY	(38)	(38)	21,254	21,254	(2,036)	31,255
03-560-142	COLLECT - INS COMMISSION	0	0	0	0	0	0
03-560-143	COLLECTIONS-PHONE ALLOWANCE	720	720	720	720	480	929
03-560-145	COLLECT - WORKERS COMP	238	759	1,264	1,264	900	1,264
03-560-150	COLLECT - UNEMPLOYMENT	1,347	0	0	0	0	0
03-560-155	COLLECT - RETIREMENT	22,218	27,691	28,239	28,239	18,031	25,080
03-560-160	COLLECT - PENSION	5,996	0	0	0	0	0
03-560-161	COLLECT - OPEB EXPENSE	1,336	0	0	0	0	0
03-560-165	COLLECT - MEDICAL EXPENSE	0	80	0	0	0	0
03-560-185	COLLECT - PAYROLL ACCRUAL	3,163	(6,971)	0	0	(1,211)	0
TOTAL PERSONNEL SERVICES		300,793	357,992	408,024	408,024	226,390	352,467
SUPPLIES							
03-560-203	COLLECT - APPAREL	823	1,878	1,800	1,800	450	1,800
03-560-205	COLLECT - GENERAL SUPPLIES	1,981	1,957	3,575	3,575	1,096	3,575
03-560-211	COLLECT - POSTAGE	51,790	30,150	5,000	5,000	0	5,000
03-560-216	COLLECT- FUEL EXPENSE	2,508	5,355	7,000	7,000	4,501	7,000
03-560-220	COLLECT - EQUIPMENT SUPPLIES	4,508	1,434	2,000	2,000	877	2,000
03-560-225	COLLECT - BILLING SUPPLIES	10,562	2,314	0	0	0	0
03-560-226	NEW RESIDENT WELCOME KITS	0	0	0	0	0	0
TOTAL SUPPLIES		72,172	43,087	19,375	19,375	6,924	19,375
REPAIR & MAINTENANCE							
03-560-305	R&M VEHICLE	44	4,772	5,000	5,000	486	5,000
03-560-310	COLLECT - ANNUAL MAINT FEES	24,252	0	30,000	23,400	0	23,400
03-560-311	METER SUPPLIES	1,358	1,456	3,500	3,500	2,653	3,500
TOTAL REPAIR & MAINTENANCE		25,654	6,227	38,500	31,900	3,139	31,900
SERVICES							
03-560-405	COLLECT - PHONES	1,305	1,720	1,000	1,000	542	1,000
03-560-415	COLLECT - LEGAL/PROFESSIONAL	0	0	1,250	1,250	0	1,250
03-560-425	COLLECT - TRAVEL/TRAINING	12	121	1,000	1,000	0	1,000
03-560-455	COLLECT - CONTRACT LABOR	2,933	30,145	0	0	0	0
03-560-457	Collect - Bill Processing	0	0	75,000	75,000	39,188	75,000
03-560-460	Collect - Annual Software Fees	17,869	25,613	19,000	19,000	14,717	19,000
03-560-476	COLLECT - CREDIT CARD FEES	24,056	25,146	30,000	30,000	21,830	30,000
03-560-477	COLLECT - INTERNET CC FEES	88,431	143,444	145,000	145,000	107,690	145,000
TOTAL SERVICES		134,605	226,189	272,250	272,250	183,968	272,250

CITY OF ANGLETON
APPROVED BUDGET
AS OF: JUNE 30TH, 2025

03 -WATER FUND
60-COLLECTIONS

		2022-2023	2023-2024	(-----	2024-2025	-----)	2025-2026
EXPENDITURES		ACTUAL	ACTUAL	ORIGINAL	AMENDED	Y-T-D	PROPOSED
				BUDGET	BUDGET	ACTUAL	BUDGET
<u>MISCELLANEOUS</u>							
03-560-503	COLLECT - SURETY/NOTARY FEE	0	0	0	0	0	0
03-560-505	COLLECT - INSURANCE-GENERAL	0	0	0	2,600	2,591	2,600
03-560-506	VEHICLE INSURANCE	177	1,346	1,500	1,500	750	1,500
03-560-507	COLLECT - BUILDING INSURANCE	47,831	337	0	0	492	0
03-560-508	COLLECT - INSURANCE COMMISSION	0	0	0	0	0	0
03-560-510	COLLECT - EMP APPRECIATION	197	348	400	400	0	400
03-560-514	Collect - Enterprise Lease	0	0	0	0	759	9,115
03-560-516	COLLECT - AMORT/ISSUE COST	0	0	0	0	0	0
03-560-535	COLLECT - LEASE PAYMENTS	2,115	2,610	9,752	14,752	15,541	8,800
03-560-545	COLLECT - DEPRECIATION	1,217,431	0	0	0	0	0
03-560-555	COLLECT - BAD DEBT EXPENSE	68,849	110,598	70,000	70,000	0	70,000
03-560-599	COLLECT - MISCELLANEOUS	0	(1,781)	0	0	845	0
TOTAL MISCELLANEOUS		1,336,600	113,457	81,652	89,252	20,979	92,415
<u>CAPITAL EXPENDITURES</u>							
03-560-625	COLLECT - EQUIPMENT CE	0	3,010	4,000	4,000	1,983	4,000
TOTAL CAPITAL EXPENDITURES		0	3,010	4,000	4,000	1,983	4,000
<u>OTHER</u>							
03-560-700	TRANSFER TO FUND BALANCE	0	0	0	0	0	0
03-560-701	WATER-TRANS TO CAPT-ENTERPRIS	0	0	0	0	0	0
03-560-702	TRANSFER TO GENERAL FUND	307,928	346,812	0	0	0	0
03-560-704	TRANSFER TO HOTEL	0	0	0	0	0	0
03-560-719	TRANSFER TO CAPITAL LOAN	10,200	0	0	0	0	0
03-560-726	TRANSFER TO CITY WIDE REPAIRS	0	0	0	0	0	0
03-560-728	TRANSFER FROM FUND 128 (308,223)	0	0	0	0	0	0
03-560-741	TRANSFTO FUND 41 UNEMPLOYMENT	0	0	0	0	0	0
03-560-760	TRANSFER TO REC CENTER	0	0	0	0	0	0
TOTAL OTHER		9,905	346,812	0	0	0	0
TOTAL 60-COLLECTIONS		1,879,728	1,096,775	823,801	824,801	443,383	772,407

CITY OF ANGLETON
APPROVED BUDGET
AS OF: JUNE 30TH, 2025

03 -WATER FUND
65-WATER DEPARTMENT

		2022-2023	2023-2024	2024-2025		2025-2026	
EXPENDITURES		ACTUAL	ACTUAL	ORIGINAL BUDGET	AMENDED BUDGET	Y-T-D ACTUAL	PROPOSED BUDGET
PERSONNEL SERVICES							
03-565-105	WATER - SALARIES	510,148	612,307	568,435	568,435	331,652	506,072
03-565-106	WATER - ON CALL	6,888	1,776	6,000	6,000	0	6,000
03-565-110	WATER - OVERTIME	63,966	32,715	39,550	39,550	16,141	39,550
03-565-115	WATER - LONGEVITY	4,122	5,355	1,920	1,920	0	1,920
03-565-120	WATER - HURRICANE OVERTIME	0	0	0	0	0	0
03-565-125	WATER - AUTO ALLOWANCE	2,954	346	0	0	0	0
03-565-126	WATER - CERTIFICATION	8,053	5,864	4,750	4,750	3,343	4,750
03-565-128	WATER - SPECIAL JOB PAY	0	0	0	0	0	1,200
03-565-135	WATER - FICA	43,402	48,710	47,017	47,017	26,995	42,771
03-565-140	WATER - HEALTH INS	106,700	130,095	152,352	152,352	72,906	150,925
03-565-141	WATER - INS SUBSIDY	7,028	5,982	10,627	10,627	(4,989)	9,804
03-565-143	WATER- PHONE ALLOWANCE	465	125	0	0	0	0
03-565-145	WATER - WORKERS COMP	9,682	7,281	8,911	8,911	9,082	8,911
03-565-150	WATER - UNEMPLOYMENT	0	0	0	0	0	0
03-565-155	WATER - RETIREMENT	68,683	78,159	73,506	73,506	42,882	63,766
03-565-160	WATER - PENSION	20,352	0	0	0	0	0
03-565-165	WATER - MEDICAL EXPENSE	285	205	0	0	225	0
03-565-185	WATER - PAYROLL ACCRUAL	8,535	(19,168)	0	0	(1,754)	0
TOTAL PERSONNEL SERVICES		861,262	909,753	913,068	913,068	496,484	835,669
SUPPLIES							
03-565-203	WATER - APPAREL	4,817	6,500	6,500	6,500	726	6,500
03-565-205	WATER - GENERAL SUPPLIES	10,509	10,935	10,000	10,000	7,340	10,000
03-565-210	WATER - OFFICE SUPPLIES	4,919	4,654	5,000	5,000	3,349	5,000
03-565-215	WATER - VEHICLE SUPPLIES	3,242	2,192	3,500	3,500	3,270	3,500
03-565-216	WATER - FUEL EXPENSE	23,431	29,930	20,000	20,000	11,816	20,000
03-565-220	WATER - EQUIPMENT SUPPLIES	5,340	4,381	5,000	4,804	1,091	4,804
03-565-221	WATER - SMALL EQUIPMENT	2,456	1,767	3,000	3,000	1,010	3,000
03-565-224	WATER - WATER PURCHASES	3,175,043	3,426,126	3,874,770	3,874,770	2,570,940	4,176,990
03-565-225	WATER - CHEMICAL SUPPLIES	17,092	20,699	22,000	33,207	21,180	33,207
03-565-226	CHEMICALS	265	0	500	500	0	500
TOTAL SUPPLIES		3,247,114	3,507,184	3,950,270	3,961,281	2,620,722	4,263,501
REPAIR & MAINTENANCE							
03-565-305	WATER - R&M VEHICLES	1,289	1,691	3,000	3,000	2,917	3,000
03-565-310	WATER - R&M EQUIPMENT	7,890	7,673	8,000	8,000	7,499	8,000
03-565-311	WATER - METERS	11,240	30,865	25,000	25,000	118,324	25,000
03-565-315	WATER - R&M INFRASTRUCTURE	462,318	251,541	593,510	579,803	161,044	579,803
03-565-320	WATER - R&M BUILDINGS	8,264	16,930	30,000	30,000	5,901	30,000
03-565-325	WATER - R&M OTHER	(4,815)	0	0	2,500	2,500	2,500
03-565-330	WATER - HYDRANT MAINTENANCE	30,000	23,107	30,000	30,000	23,525	30,000
03-565-335	SOFTWARE	54,564	0	0	0	0	0
TOTAL REPAIR & MAINTENANCE		570,750	331,807	689,510	678,303	321,709	678,303

03 -WATER FUND
65-WATER DEPARTMENT

			(----- 2024-2025 -----)				2025-2026
EXPENDITURES		2022-2023 ACTUAL	2023-2024 ACTUAL	ORIGINAL BUDGET	AMENDED BUDGET	Y-T-D ACTUAL	PROPOSED BUDGET
<u>SERVICES</u>							
03-565-405	WATER - PHONES	22,700	18,902	20,000	20,000	12,799	20,000
03-565-410	WATER - UTILITIES	59,028	51,658	46,000	46,000	42,640	46,000
03-565-415	WATER - LEGAL/PROFESSIONAL	16,605	18,525	40,000	40,000	13,529	40,000
03-565-415.01	2024 WATER LINE IMPROVEMENT	0	0	0	6,000	7,267	6,000
03-565-415.02	2024 UTILITY MASTER PLAN	0	0	0	50,000	71,789	50,000
03-565-416	WATER - REGULATORY FEES	35,760	27,249	30,000	30,000	27,961	30,000
03-565-417	WATER - LABORATORY FEES	30,721	40,744	37,000	37,000	22,395	37,000
03-565-420	WATER - DUES/SUBSCRIPTIONS	480	1,772	3,000	3,000	500	3,000
03-565-425	WATER - TRAVEL/TRAINING	5,203	6,831	7,500	7,500	6,555	7,500
03-565-440	WATER - EQUIPMENT RENTAL EXPEN	620	922	500	696	696	696
03-565-455	WATER - CONTRACT LABOR	0	4,036	110,000	60,000	0	60,000
03-565-460	WATER - ANNUAL SOFTWARE MAINT	79,800	56,953	88,000	88,000	92,493	100,000
TOTAL SERVICES		250,917	227,592	382,000	388,196	298,624	400,196
<u>MISCELLANEOUS</u>							
03-565-505	WATER - INSURANCE-GENERAL	0	0	0	3,000	2,591	3,000
03-565-506	WATER - VEHICLE INSURANCE	11,825	25,735	28,309	8,309	94	8,309
03-565-507	WATER-PROPERTY & ME	18,762	0	46,801	76,801	73,775	76,801
03-565-510	WATER - EMP APPRECIATION	241	403	500	500	355	500
03-565-511	Water - Tuition Reimbursement	0	3,955	5,000	5,000	3,955	5,000
03-565-514	Water - Enterprise Lease	0	0	47,707	70,707	47,640	70,707
03-565-520	WATER - CONTINGENCY	0	0	125,197	55,097	0	55,097
03-565-532	WATER - INTEREST EXPENSE	202,860	314,793	0	0	0	0
03-565-535	WATER - LEASE PAYMENTS	5,206	5,570	5,000	5,000	2,134	5,000
03-565-550	WATER - EMERG MANAGEMENT	50,147	44,310	50,000	50,000	33,906	50,000
03-565-570	WATER - EMG MGMT GENERATOR	0	0	0	0	0	0
03-565-599	WATER - MISCELLANEOUS	0	0	0	0	5	0
TOTAL MISCELLANEOUS		289,041	394,766	308,514	274,414	164,455	274,414
<u>CAPITAL EXPENDITURES</u>							
03-565-605	WATER - LEASE/PURCHASE CE	0	0	0	0	0	0
03-565-610	WATER - UPGRADE EXIST LINES	0	0	0	0	0	0
03-565-615	WATER - INFRASTRUCTURE CE	0	118,295	315,000	115,000	0	115,000
03-565-615.01	Water - 288B Utility Project	0	30,250	0	200,000	137,855	200,000
03-565-615.02	LEAD SERVICE LINE	0	0	0	0	4,130	0
03-565-626	WATER - SMALL EQUIPMENT CE	0	0	0	0	0	0
03-565-650	Water - Elec Meters - CE	0	110,920	0	0	146	0
03-565-675	Water - Maint Projects	0	0	0	0	0	0
03-565-676	NORTH ROCK ISLAND PROJECT	0	17,964	0	0	0	0
TOTAL CAPITAL EXPENDITURES		0	277,429	315,000	315,000	142,131	315,000

03 -WATER FUND
65-WATER DEPARTMENT

		2022-2023	2023-2024	(-----	2024-2025	-----)	2025-2026
EXPENDITURES		ACTUAL	ACTUAL	ORIGINAL	AMENDED	Y-T-D	PROPOSED
				BUDGET	BUDGET	ACTUAL	BUDGET
<hr/>							
OTHER							
03-565-701	WATER-TRANSFER TO GENERAL	307,927	348,495	0	0	0	0
03-565-705	WATER TRANSFER TO DEBT SERVICE	0	(1,228)	770,571	770,571	577,127	988,234
03-565-711	TRANS TO CENTRAL ASSB OF GOD	0	0	0	0	0	0
03-565-719	TRANSFER TO CAPTIAL LOAN	0	0	0	0	0	0
03-565-723	TRANS TO GF FOR ADMIN EXP	0	0	0	0	0	0
03-565-729	TRANSFER TO FUND 129	8,666,874	0	0	0	0	0
03-565-730	Transfer to Fund 132	2,387,942	0	0	0	0	0
03-565-741	TRANSF TO FUND 41 UNEMPLOYMENT	0	0	0	0	0	0
03-565-773	TRANSFER TO BRZ CO CDBG GRANT	0	0	0	70,100	0	70,100
03-565-781	TRANSFER TO CAPITAL WT& SEW	0	0	0	0	0	0
	TOTAL OTHER	11,362,743	347,267	770,571	840,671	577,127	1,058,334
<hr/>							
TOTAL 65-WATER DEPARTMENT		16,581,827	5,995,798	7,328,933	7,370,933	4,621,251	7,825,417

03 -WATER FUND
70-SEWER DEPARTMENT

EXPENDITURES	(----- 2024-2025 -----)					
	2022-2023 ACTUAL	2023-2024 ACTUAL	ORIGINAL BUDGET	AMENDED BUDGET	Y-T-D ACTUAL	2025-2026 PROPOSED BUDGET
PERSONNEL SERVICES						
03-570-105 SEWER - SALARIES	420,534	523,177	377,586	377,586	389,261	449,178
03-570-106 SEWER - ON CALL	3,241	1,008	6,000	6,000	0	6,000
03-570-110 SEWER - OVERTIME	52,687	23,463	34,700	34,700	17,850	34,700
03-570-115 SEWER - LONGEVITY	3,024	3,765	2,730	2,730	0	3,815
03-570-120 SEWER - HURRICANE OVERTIME	0	0	0	0	0	0
03-570-125 SEWER - AUTO ALLOWANCE	462	5,423	1,500	1,500	2,077	0
03-570-126 SEWER - CERTIFICATION	4,140	3,467	2,025	2,025	1,555	2,025
03-570-128 SEWER - SPECIAL JOB PAY	0	0	0	0	0	0
03-570-135 SEWER - FICA	36,205	41,259	31,904	31,904	31,888	37,955
03-570-140 SEWER - HEALTH INS	91,168	107,505	110,375	110,375	89,531	130,804
03-570-141 SEWER - INS SUBSIDY	0	(977)	10,627	10,627	1,040	1,326
03-570-143 SEWER- PHONE ALLOWANCE	963	1,204	720	720	28	720
03-570-145 SEWER - WORKERS COMP	9,682	5,179	5,279	5,279	225	5,279
03-570-150 SEWER - UNEMPLOYMENT	0	0	0	0	0	0
03-570-155 SEWER - RETIREMENT	57,455	65,125	49,878	49,878	50,352	59,305
03-570-160 SEWER - PENSION	19,587	0	0	0	0	0
03-570-165 SEWER - MEDICAL EXPENSE	553	340	0	0	98	0
03-570-185 SEWER - PAYROLL ACCRUAL	2,605	(10,538)	0	0	(3,026)	0
TOTAL PERSONNEL SERVICES	702,306	769,400	633,324	633,324	580,878	731,107
SUPPLIES						
03-570-203 SEWER - APPAREL	4,359	5,000	5,000	5,000	3,859	5,000
03-570-205 SEWER - GENERAL SUPPLIES	6,654	5,678	6,000	6,000	5,171	6,000
03-570-210 SEWER - OFFICE SUPPLIES	285	335	350	350	177	350
03-570-215 SEWER - VEHICLE SUPPLIES	2,001	2,225	1,500	1,500	2,126	1,500
03-570-216 SEWER - FUEL EXPENSE	18,387	11,098	20,000	20,547	21,122	20,547
03-570-220 SEWER - EQUIPMENT SUPPLIES	3,923	7,345	6,000	5,453	2,391	5,453
03-570-221 SEWER - SMALL EQUIPMENT	922	168	1,000	1,000	0	1,000
03-570-223 SEWER - EQUIPMENT RENTAL	0	0	1,000	1,000	0	1,000
03-570-225 SEWER - CHEMICAL SUPPLIES	2,484	1,873	2,000	2,000	70	2,000
TOTAL SUPPLIES	39,016	33,722	42,850	42,850	34,914	42,850
REPAIR & MAINTENANCE						
03-570-305 SEWER - R&M VEHICLES	4,319	29,189	3,000	3,000	2,857	3,000
03-570-310 SEWER - R&M EQUIPMENT	6,750	4,947	6,750	18,692	18,692	18,692
03-570-315 SEWER - R&M INFRASTRUCTURE	484,740	430,169	563,130	551,188	203,689	551,188
03-570-320 SEWER - R&M BUILDINGS	0	0	6,000	6,000	0	6,000
TOTAL REPAIR & MAINTENANCE	495,809	464,305	578,880	578,880	225,238	578,880
SERVICES						
03-570-405 SEWER - PHONES	1,967	1,619	2,160	2,160	844	2,160
03-570-410 SEWER - UTILITIES	80,935	99,487	76,152	76,152	54,693	76,152
03-570-415 SEWER - LEGAL/PROFESSIONAL	2,707	15,783	20,000	20,000	592	20,000
03-570-420 SEWER - DUES/SUBSCRIPTIONS	160	180	1,000	1,000	0	1,000
03-570-425 SEWER - TRAVEL/TRAINING	3,844	5,173	5,800	5,800	760	5,800
TOTAL SERVICES	89,613	122,243	105,112	105,112	56,889	105,112

03 -WATER FUND
70-SEWER DEPARTMENT

		(----- 2024-2025 -----)					2025-2026
		2022-2023	2023-2024	ORIGINAL	AMENDED	Y-T-D	PROPOSED
EXPENDITURES		ACTUAL	ACTUAL	BUDGET	BUDGET	ACTUAL	BUDGET
<u>MISCELLANEOUS</u>							
03-570-505	SEWER - INSURANCE-GENERAL	0	0	0	0	2,591	0
03-570-506	SEWER - VEHICLE INSURANCE	2,719	0	3,586	3,586	545	3,586
03-570-507	SEWER-PROPERTY & ME	0	0	6,086	6,086	50,872	31,840
03-570-508	SEWER - BOILER/MACHINE INS	0	0	0	0	0	0
03-570-510	SEWER - EMP APPRECIATION	125	210	300	300	87	300
03-570-514	Sewer - Enterprise Veh Lease	0	0	98,966	98,966	91,860	102,363
03-570-520	SEWER - CONTINGENCY	0	0	145,198	145,198	0	145,198
03-570-530	SEWER-MISCELLANEOUS	0	0	0	0	0	0
03-570-532	SEWER - INTEREST EXPENSE	195,426	314,793	0	0	0	0
TOTAL MISCELLANEOUS		198,270	315,003	254,136	254,136	145,955	283,287
<u>CAPITAL EXPENDITURES</u>							
03-570-610	SEWER - UPGRADE EXIST LINE	0	0	0	0	0	0
03-570-623	SEWER - CAPTIAL PURCHASES	0	0	385,000	170,000	89,840	170,000
03-570-675	Sewer - Maint Projects	0	0	0	0	0	0
TOTAL CAPITAL EXPENDITURES		0	0	385,000	170,000	89,840	170,000
<u>OTHER</u>							
03-570-701	SEWER-TRANSFER TO GENERAL	307,927	348,495	0	0	0	0
03-570-705	SEWER TRANSFER TO DEBT SERVICE	0	(1,228)	770,571	770,571	577,118	988,234
03-570-711	TRANSTO CENTRAL ASSEM-FUND111	0	0	0	0	0	0
03-570-720	TRRANS TO FUND 120	0	0	0	0	0	0
03-570-773	TRANSFER TO FUND 73-2015 CDBG	0	0	0	0	0	0
TOTAL OTHER		307,927	347,267	770,571	770,571	577,118	988,234
<hr/>							
TOTAL 70-SEWER DEPARTMENT		1,832,941	2,051,940	2,769,873	2,554,873	1,710,833	2,899,470

03 -WATER FUND
71-PLANT OPERATIONS

		(------ 2024-2025 -----)					2025-2026
		2022-2023	2023-2024	ORIGINAL	AMENDED	Y-T-D	PROPOSED
EXPENDITURES		ACTUAL	ACTUAL	BUDGET	BUDGET	ACTUAL	BUDGET
PERSONNEL SERVICES							
03-571-105	PLANT OP - SALARIES	232,565	282,801	332,218	332,218	197,316	336,944
03-571-106	PLANT OP - ON CALL	4,088	938	2,700	2,700	0	2,700
03-571-110	PLANT OP - OVERTIME	51,635	46,628	22,875	22,875	29,781	22,875
03-571-115	PLANT OP - LONGEVITY	2,460	3,585	2,370	2,370	0	3,515
03-571-120	PLANT OP - HURRICANE OVERTIME	0	0	0	0	0	0
03-571-125	PLANT OP - AUTO ALLOWANCE	462	346	1,500	1,500	0	0
03-571-126	PLANT OP - CERTIFICATION	12,731	8,273	11,226	11,226	5,369	11,226
03-571-128	PLANT OP - SPECIAL JOB PAY	0	0	0	0	0	0
03-571-135	PLANT OP - FICA	24,200	25,372	28,205	28,205	18,393	28,844
03-571-140	PLANT OP - HEALTH INS	49,175	53,121	71,789	71,789	32,364	68,778
03-571-141	PLANT OP - INS SUBSIDY	0	0	0	0	1,053	0
03-571-143	PHONE ALLOWANCE	166	125	0	0	0	0
03-571-145	PLANT OP - WORKERS COMP	9,682	5,179	5,523	5,523	225	5,523
03-571-150	PLANT OP - UNEMPLOYMENT	0	0	0	0	0	0
03-571-155	PLANT OP - RETIREMENT	35,422	38,213	44,095	44,095	28,587	50,181
03-571-160	PLANT OP - PENSION	10,852	0	0	0	0	0
03-571-161	PLANT OP - OPEB EXPENSE	0	0	0	0	0	0
03-571-165	PLANT OP - MEDICAL EXPENSE	65	0	0	0	45	0
03-571-185	PLANT OP - PAYROLL ACCRUAL	20,795	(9,173)	0	0	(1,965)	0
TOTAL PERSONNEL SERVICES		454,296	455,407	522,501	522,501	311,169	530,586
SUPPLIES							
03-571-203	PLANT OP - APPAREL	3,036	2,941	3,000	3,000	151	3,000
03-571-205	PLANT OP - GENERAL SUPPLIES	5,162	4,245	5,200	5,200	1,790	5,200
03-571-210	PLANT OP - OFFICE SUPPLIES	1,484	772	1,500	1,500	618	1,500
03-571-215	PLANT OP - VEHICLE SUPPLIES	464	158	1,000	1,000	79	1,000
03-571-216	PLANT OP - FUEL EXPENSE	11,203	18,805	12,000	22,000	9,393	22,000
03-571-220	PLANT OP - EQUIPMENT SUPPLIES	3,277	2,724	2,500	2,500	1,822	2,500
03-571-221	PLANT OP - SMALL EQUIPMENT	388	817	1,000	1,000	0	1,000
03-571-223	PLANT OP - EQUIPMENT RENTAL	0	0	500	500	0	500
03-571-224	PLANT OP - LAB SUPPLIES	2,241	5,728	5,200	5,200	5,392	5,200
03-571-226	PLANT OP - CHEMICAL SUPPLIES	85,508	74,549	75,000	75,000	56,720	75,000
TOTAL SUPPLIES		112,763	110,740	106,900	116,900	75,964	116,900
REPAIR & MAINTENANCE							
03-571-305	PLANT OP - R&M VEHICLES	1,146	0	1,000	1,000	4,902	1,000
03-571-310	PLANT OP - R&M EQUIPMENT	5,649	2,367	5,000	5,000	4,557	5,000
03-571-315	PLANT OP - R&M INFRASTRUCTURE	147,289	146,157	200,000	200,000	126,636	200,000
03-571-316	PLANT OP - SLUDGE	143,207	181,950	250,000	250,000	194,991	250,000
03-571-320	PLANT OP - R&M BUILDINGS	60,866	109,471	80,000	70,000	22,973	70,000
TOTAL REPAIR & MAINTENANCE		358,157	439,945	536,000	526,000	354,059	526,000

CITY OF ANGLETON
APPROVED BUDGET
AS OF: JUNE 30TH, 2025

03 -WATER FUND
71-PLANT OPERATIONS

		2022-2023	2023-2024	(-----) 2024-2025	2025-2026		
EXPENDITURES		ACTUAL	ACTUAL	ORIGINAL BUDGET	AMENDED BUDGET	Y-T-D ACTUAL	PROPOSED BUDGET
<hr/>							
<u>SERVICES</u>							
03-571-405	PLANT OP - PHONES	1,925	2,399	4,500	4,500	1,967	4,500
03-571-410	PLANT OP - UTILITIES	177,110	164,251	145,000	145,000	102,847	145,000
03-571-415	PLANT OP - LEGAL/PROFESSIONAL	53,865	8,972	50,000	49,389	1,500	49,389
03-571-415.02	2024 UTILITY MASTER PLAN	0	0	0	0	69,674	0
03-571-416	PLANT OP - REGULATORY FEES	28,951	31,576	30,000	30,611	30,610	38,000
03-571-417	PLANT OP - LABORATORY FEES	62,918	49,086	42,000	42,000	34,318	42,000
03-571-420	PLANT OP - DUES/SUBSCRIPTIONS	320	360	860	860	0	860
03-571-425	PLANT OP - TRAVEL/TRAINING	1,947	5,076	4,500	4,500	1,715	4,500
03-571-455	PLANT OP - CONTRACT LABOR	269,258	0	0	0	0	0
TOTAL SERVICES		596,294	261,720	276,860	276,860	242,632	284,249
<hr/>							
<u>MISCELLANEOUS</u>							
03-571-505	INSURANCE-GENERAL	0	0	0	0	2,591	0
03-571-506	PLANT OP - VEHICLE INSURANCE	1,359	0	1,696	1,696	1,696	1,696
03-571-507	Plant Op - PROPERTY & ME	10,045	1,126	44,520	44,520	1,764	44,520
03-571-510	PLANT OP - EMP APPRECIATION	0	171	0	0	50	0
03-571-514	Plt Ops - Enterprise Veh Lease	0	0	18,644	40,644	7,768	18,644
03-571-535	PLANT OP - LEASE PAYMENTS	0	0	0	0	0	0
TOTAL MISCELLANEOUS		11,404	1,296	64,860	86,860	13,869	64,860
<hr/>							
<u>CAPITAL EXPENDITURES</u>							
03-571-608	PLANT OP - EQUIPMENT PURCHASE	0	0	0	0	0	0
03-571-615	PLANT OP - INFRASTRUCTURE CE	0	0	0	0	0	0
03-571-616	PLANT OP-INFRAST- EVALUATIONS	0	125,000	0	150,000	300,000	300,000
03-571-630	PLANT OP-FURNITURE/FIXTURES	0	0	0	0	0	0
TOTAL CAPITAL EXPENDITURES		0	125,000	0	150,000	300,000	300,000
<hr/>							
<u>OTHER</u>							
03-571-702	TRANSFER TO GENERAL FUND	307,927	348,496	0	0	0	0
TOTAL OTHER		307,927	348,496	0	0	0	0
<hr/>							
TOTAL 71-PLANT OPERATIONS		1,840,840	1,742,605	1,507,121	1,679,121	1,297,694	1,822,595
<hr/>							
TOTAL EXPENDITURES		22,135,337	10,887,118	12,429,728	12,429,728	8,073,161	13,319,889
		=====	=====	=====	=====	=====	=====
REVENUE OVER/(UNDER) EXPENDITURES		(3,082,390)	4,417,564	0	0	467,677	48,295
		=====	=====	=====	=====	=====	=====



UTILITY (WATER & SEWER) DEBT SCHEDULES

City of Angleton, Texas
Outstanding W&S Utility Debt

	Total W&S Utility Outstanding Debt			
	Principal	Interest	Total	Fiscal Total
2/15/2024	1,045,000.00	321,102.38	1,366,102.38	
8/15/2024	167,500.00	306,027.00	473,527.00	1,839,629.38
2/15/2025	1,075,000.00	301,852.00	1,376,852.00	
8/15/2025	175,000.00	285,577.38	460,577.38	1,837,429.38
2/15/2026	935,000.00	281,227.38	1,216,227.38	
8/15/2026	182,500.00	267,697.25	450,197.25	1,666,424.63
2/15/2027	955,000.00	263,122.25	1,218,122.25	
8/15/2027	192,500.00	247,623.25	440,123.25	1,658,245.50
2/15/2028	985,000.00	243,285.75	1,228,285.75	
8/15/2028	202,500.00	227,168.75	429,668.75	1,657,954.50
2/15/2029	810,000.00	222,606.25	1,032,606.25	
8/15/2029	212,500.00	210,456.25	422,956.25	1,455,562.50
2/15/2030	820,000.00	205,668.75	1,025,668.75	
8/15/2030	222,500.00	193,368.75	415,868.75	1,441,537.50
2/15/2031	840,000.00	188,906.25	1,028,906.25	
8/15/2031	227,500.00	179,206.25	406,706.25	1,435,612.50
2/15/2032	750,000.00	174,618.75	924,618.75	
8/15/2032	237,500.00	165,431.25	402,931.25	1,327,550.00
2/15/2033	755,000.00	160,643.75	915,643.75	
8/15/2033	250,000.00	151,375.00	401,375.00	1,317,018.75
2/15/2034	775,000.00	146,325.00	921,325.00	
8/15/2034	255,000.00*	135,825.00	390,825.00	1,312,150.00
2/15/2035	795,000.00	130,650.00	925,650.00	
8/15/2035	267,500.00	119,862.50	387,362.50	1,313,012.50
2/15/2036	545,000.00	114,425.00	659,425.00	
8/15/2036	280,000.00	108,293.75	388,293.75	1,047,718.75
2/15/2037	555,000.00	102,593.75	657,593.75	
8/15/2037	287,500.00	96,003.13	383,503.13	1,041,096.88
2/15/2038	570,000.00	90,115.63	660,115.63	
8/15/2038	300,000.00	83,346.88	383,346.88	1,043,462.50
2/15/2039	590,000.00	78,021.88	668,021.88	
8/15/2039	312,500.00	71,015.63	383,515.63	1,051,537.50
2/15/2040	-	65,465.63	65,465.63	
8/15/2040	325,000.00	65,465.63	390,465.63	455,931.25
2/15/2041	-	59,690.63	59,690.63	
8/15/2041	335,000.00	59,690.63	394,690.63	454,381.25
2/15/2042	-	53,740.63	53,740.63	
8/15/2042	192,500.00	53,740.63	246,240.63	299,981.25

2/15/2043	-	49,890.63	49,890.63	
8/15/2043	200,000.00	49,890.63	249,890.63	299,781.25
2/15/2044	-	45,890.63	45,890.63	
8/15/2044	210,000.00	45,890.63	255,890.63	301,781.25
2/15/2045	-	41,559.38	41,559.38	
8/15/2045	217,500.00	41,559.38	259,059.38	300,618.75
2/15/2046	-	37,073.44	37,073.44	
8/15/2046	227,500.00	37,073.44	264,573.44	301,646.88
2/15/2047	-	32,381.25	32,381.25	
8/15/2047	235,000.00	32,381.25	267,381.25	299,762.50
2/15/2048	-	27,534.38	27,534.38	
8/15/2048	245,000.00	27,534.38	272,534.38	300,068.75
2/15/2049	-	22,481.25	22,481.25	
8/15/2049	255,000.00	22,481.25	277,481.25	299,962.50
2/15/2050	-	17,221.88	17,221.88	
8/15/2050	267,500.00	17,221.88	284,721.88	301,943.75
2/15/2051	-	11,704.69	11,704.69	
8/15/2051	277,500.00	11,704.69	289,204.69	300,909.38
2/15/2052	-	5,981.25	5,981.25	
8/15/2052	290,000.00	5,981.25	295,981.25	301,962.50
2/15/2053	-	-	-	
8/15/2053	-	-	-	
	19,850,000.00	6,814,674.00	26,664,674.00	26,664,674.00

Comb Tax and Rev CO, S2022					
	Principal	Coupon	Interest	Total	Fiscal Total
2/15/2024			109,965.63	109,965.63	
8/15/2024	82,500.00	6.000%	109,965.63	192,465.63	302,431.25
2/15/2025	-		107,490.63	107,490.63	
8/15/2025	85,000.00	6.000%	107,490.63	192,490.63	299,981.25
2/15/2026	-		104,940.63	104,940.63	
8/15/2026	92,500.00	6.000%	104,940.63	197,440.63	302,381.25
2/15/2027	-		102,165.63	102,165.63	
8/15/2027	97,500.00	5.000%	102,165.63	199,665.63	301,831.25
2/15/2028	-		99,728.13	99,728.13	
8/15/2028	102,500.00	5.000%	99,728.13	202,228.13	301,956.25
2/15/2029	-		97,165.63	97,165.63	
8/15/2029	107,500.00	5.000%	97,165.63	204,665.63	301,831.25
2/15/2030	-		94,478.13	94,478.13	
8/15/2030	112,500.00	5.000%	94,478.13	206,978.13	301,456.25
2/15/2031	-		91,665.63	91,665.63	
8/15/2031	117,500.00	5.000%	91,665.63	209,165.63	300,831.25
2/15/2032	-		88,728.13	88,728.13	
8/15/2032	122,500.00	5.000%	88,728.13	211,228.13	299,956.25
2/15/2033	-		85,665.63	85,665.63	
8/15/2033	130,000.00	5.000%	85,665.63	215,665.63	301,331.25
2/15/2034	-		82,415.63	82,415.63	
8/15/2034	135,000.00	5.000%	82,415.63	217,415.63	299,831.25
2/15/2035	-		79,040.63	79,040.63	
8/15/2035	142,500.00	5.000%	79,040.63	221,540.63	300,581.25
2/15/2036	-		75,478.13	75,478.13	
8/15/2036	150,000.00	5.000%	75,478.13	225,478.13	300,956.25
2/15/2037	-		71,728.13	71,728.13	
8/15/2037	157,500.00	5.000%	71,728.13	229,228.13	300,956.25
2/15/2038	-		67,790.63	67,790.63	
8/15/2038	165,000.00	4.000%	67,790.63	232,790.63	300,581.25
2/15/2039	-		64,490.63	64,490.63	
8/15/2039	172,500.00	4.000%	64,490.63	236,990.63	301,481.25
2/15/2040	-		61,040.63	61,040.63	
8/15/2040	180,000.00	4.000%	61,040.63	241,040.63	302,081.25
2/15/2041	-		57,440.63	57,440.63	
8/15/2041	185,000.00	4.000%	57,440.63	242,440.63	299,881.25
2/15/2042	-		53,740.63	53,740.63	
8/15/2042	192,500.00	4.000%	53,740.63	246,240.63	299,981.25

2/15/2043	-		49,890.63	49,890.63	
8/15/2043	200,000.00	4.000%	49,890.63	249,890.63	299,781.25
2/15/2044	-		45,890.63	45,890.63	
8/15/2044	210,000.00	4.125%	45,890.63	255,890.63	301,781.25
2/15/2045	-		41,559.38	41,559.38	
8/15/2045	217,500.00	4.125%	41,559.38	259,059.38	300,618.75
2/15/2046	-		37,073.44	37,073.44	
8/15/2046	227,500.00	4.125%	37,073.44	264,573.44	301,646.88
2/15/2047	-		32,381.25	32,381.25	
8/15/2047	235,000.00	4.125%	32,381.25	267,381.25	299,762.50
2/15/2048	-		27,534.38	27,534.38	
8/15/2048	245,000.00	4.125%	27,534.38	272,534.38	300,068.75
2/15/2049	-		22,481.25	22,481.25	
8/15/2049	255,000.00	4.125%	22,481.25	277,481.25	299,962.50
2/15/2050	-		17,221.88	17,221.88	
8/15/2050	267,500.00	4.125%	17,221.88	284,721.88	301,943.75
2/15/2051	-		11,704.69	11,704.69	
8/15/2051	277,500.00	4.125%	11,704.69	289,204.69	300,909.38
2/15/2052	-		5,981.25	5,981.25	
8/15/2052	290,000.00	4.125%	5,981.25	295,981.25	301,962.50
2/15/2053					
8/15/2053					
4,955,000.00			3,773,756.25	8,728,756.25	8,728,756.25

Comb Tax and Rev CO, S2021					
	Principal	Coupon	Interest	Total	Fiscal Total
2/15/2024			34,250.00	34,250.00	
8/15/2024	85,000.00	4.000%	34,250.00	119,250.00	153,500.00
2/15/2025			32,550.00	32,550.00	
8/15/2025	90,000.00	4.000%	32,550.00	122,550.00	155,100.00
2/15/2026			30,750.00	30,750.00	
8/15/2026	90,000.00	4.000%	30,750.00	120,750.00	151,500.00
2/15/2027			28,950.00	28,950.00	
8/15/2027	95,000.00	4.000%	28,950.00	123,950.00	152,900.00
2/15/2028			27,050.00	27,050.00	
8/15/2028	100,000.00	4.000%	27,050.00	127,050.00	154,100.00
2/15/2029			25,050.00	25,050.00	
8/15/2029	105,000.00	4.000%	25,050.00	130,050.00	155,100.00
2/15/2030			22,950.00	22,950.00	
8/15/2030	110,000.00	3.000%	22,950.00	132,950.00	155,900.00
2/15/2031			21,300.00	21,300.00	
8/15/2031	110,000.00	3.000%	21,300.00	131,300.00	152,600.00
2/15/2032			19,650.00	19,650.00	
8/15/2032	115,000.00	3.000%	19,650.00	134,650.00	154,300.00
2/15/2033			17,925.00	17,925.00	
8/15/2033	120,000.00	3.000%	17,925.00	137,925.00	155,850.00
2/15/2034			16,125.00	16,125.00	
8/15/2034	120,000.00	3.000%	16,125.00	136,125.00	152,250.00
2/15/2035			14,325.00	14,325.00	
8/15/2035	125,000.00	3.000%	14,325.00	139,325.00	153,650.00
2/15/2036			12,450.00	12,450.00	
8/15/2036	130,000.00	3.000%	12,450.00	142,450.00	154,900.00
2/15/2037			10,500.00	10,500.00	
8/15/2037	130,000.00	3.000%	10,500.00	140,500.00	151,000.00
2/15/2038			8,550.00	8,550.00	
8/15/2038	135,000.00	3.000%	8,550.00	143,550.00	152,100.00
2/15/2039			6,525.00	6,525.00	
8/15/2039	140,000.00	3.000%	6,525.00	146,525.00	153,050.00
2/15/2040			4,425.00	4,425.00	
8/15/2040	145,000.00	3.000%	4,425.00	149,425.00	153,850.00
2/15/2041			2,250.00	2,250.00	
8/15/2041	150,000.00	3.000%	2,250.00	152,250.00	154,500.00
2/15/2042			-	-	
8/15/2042			-	-	

2/15/2043	-	-	-
8/15/2043	-	-	-
2/15/2044	-	-	-
8/15/2044	-	-	-
2/15/2045	-	-	-
8/15/2045	-	-	-
2/15/2046	-	-	-
8/15/2046	-	-	-
2/15/2047	-	-	-
8/15/2047	-	-	-
2/15/2048	-	-	-
8/15/2048	-	-	-
2/15/2049	-	-	-
8/15/2049	-	-	-
2/15/2050	-	-	-
8/15/2050	-	-	-
2/15/2051	-	-	-
8/15/2051	-	-	-
2/15/2052	-	-	-
8/15/2052	-	-	-
2/15/2053	-	-	-
8/15/2053	-	-	-
	2,095,000.00	671,150.00	2,766,150.00 2,766,150.00

	Comb Tax and Rev CO, S2019				
	Principal	Coupon	Interest	Total	Fiscal Total
2/15/2024	275,000.00	2.625%	97,687.50	372,687.50	
8/15/2024			94,078.13	94,078.13	466,765.63
2/15/2025	315,000.00	2.375%	94,078.13	409,078.13	
8/15/2025			90,337.50	90,337.50	499,415.63
2/15/2026	175,000.00	2.375%	90,337.50	265,337.50	
8/15/2026			88,259.38	88,259.38	353,596.88
2/15/2027	440,000.00	4.000%	88,259.38	528,259.38	
8/15/2027			79,459.38	79,459.38	607,718.75
2/15/2028	470,000.00	4.000%	79,459.38	549,459.38	
8/15/2028			70,059.38	70,059.38	619,518.75
2/15/2029	565,000.00	3.000%	70,059.38	635,059.38	
8/15/2029			61,584.38	61,584.38	696,643.75
2/15/2030	570,000.00	3.000%	61,584.38	631,584.38	
8/15/2030			53,034.38	53,034.38	684,618.75
2/15/2031	580,000.00	2.000%	53,034.38	633,034.38	
8/15/2031			47,234.38	47,234.38	680,268.75
2/15/2032	480,000.00	2.000%	47,234.38	527,234.38	
8/15/2032			42,434.38	42,434.38	569,668.75
2/15/2033	480,000.00	2.000%	42,434.38	522,434.38	
8/15/2033			37,634.38	37,634.38	560,068.75
2/15/2034	490,000.00	2.250%	37,634.38	527,634.38	
8/15/2034			32,121.88	32,121.88	559,756.25
2/15/2035	500,000.00	2.250%	32,121.88	532,121.88	
8/15/2035			26,496.88	26,496.88	558,618.75
2/15/2036	545,000.00	2.250%	26,496.88	571,496.88	
8/15/2036			20,365.63	20,365.63	591,862.50
2/15/2037	555,000.00	2.375%	20,365.63	575,365.63	
8/15/2037			13,775.00	13,775.00	589,140.63
2/15/2038	570,000.00	2.375%	13,775.00	583,775.00	
8/15/2038			7,006.25	7,006.25	590,781.25
2/15/2039	590,000.00	2.375%	7,006.25	597,006.25	
8/15/2039			-	-	597,006.25
2/15/2040			-	-	
8/15/2040			-	-	-
2/15/2041			-	-	
8/15/2041			-	-	-
2/15/2042			-	-	
8/15/2042			-	-	-
2/15/2043			-	-	
8/15/2043			-	-	-
2/15/2044			-	-	
8/15/2044			-	-	-

2/15/2045	-	-	-
8/15/2045	-	-	-
2/15/2046	-	-	-
8/15/2046	-	-	-
2/15/2047	-	-	-
8/15/2047	-	-	-
2/15/2048	-	-	-
8/15/2048	-	-	-
2/15/2049	-	-	-
8/15/2049	-	-	-
2/15/2050	-	-	-
8/15/2050	-	-	-
2/15/2051	-	-	-
8/15/2051	-	-	-
2/15/2052	-	-	-
8/15/2052	-	-	-
2/15/2053	-	-	-
8/15/2053	-	-	-
	7,600,000.00	1,625,450.00	9,225,450.00 9,225,450.00

Comb Tax and Rev CO, S2019					
	Principal	Coupon	Interest	Total	Fiscal Total
2/15/2024	275,000.00	2.625%	97,687.50	372,687.50	
8/15/2024			94,078.13	94,078.13	466,765.63
2/15/2025	315,000.00	2.375%	94,078.13	409,078.13	
8/15/2025			90,337.50	90,337.50	499,415.63
2/15/2026	175,000.00	2.375%	90,337.50	265,337.50	
8/15/2026			88,259.38	88,259.38	353,596.88
2/15/2027	440,000.00	4.000%	88,259.38	528,259.38	
8/15/2027			79,459.38	79,459.38	607,718.75
2/15/2028	470,000.00	4.000%	79,459.38	549,459.38	
8/15/2028			70,059.38	70,059.38	619,518.75
2/15/2029	565,000.00	3.000%	70,059.38	635,059.38	
8/15/2029			61,584.38	61,584.38	696,643.75
2/15/2030	570,000.00	3.000%	61,584.38	631,584.38	
8/15/2030			53,034.38	53,034.38	684,618.75
2/15/2031	580,000.00	2.000%	53,034.38	633,034.38	
8/15/2031			47,234.38	47,234.38	680,268.75
2/15/2032	480,000.00	2.000%	47,234.38	527,234.38	
8/15/2032			42,434.38	42,434.38	569,668.75
2/15/2033	480,000.00	2.000%	42,434.38	522,434.38	
8/15/2033			37,634.38	37,634.38	560,068.75
2/15/2034	490,000.00	2.250%	37,634.38	527,634.38	
8/15/2034			32,121.88	32,121.88	559,756.25
2/15/2035	500,000.00	2.250%	32,121.88	532,121.88	
8/15/2035			26,496.88	26,496.88	558,618.75
2/15/2036	545,000.00	2.250%	26,496.88	571,496.88	
8/15/2036			20,365.63	20,365.63	591,862.50
2/15/2037	555,000.00	2.375%	20,365.63	575,365.63	
8/15/2037			13,775.00	13,775.00	589,140.63
2/15/2038	570,000.00	2.375%	13,775.00	583,775.00	
8/15/2038			7,006.25	7,006.25	590,781.25
2/15/2039	590,000.00	2.375%	7,006.25	597,006.25	
8/15/2039			-	-	597,006.25
2/15/2040			-	-	
8/15/2040			-	-	-
2/15/2041			-	-	
8/15/2041			-	-	-
2/15/2042			-	-	
8/15/2042			-	-	-
2/15/2043			-	-	
8/15/2043			-	-	-
2/15/2044			-	-	
8/15/2044			-	-	-

2/15/2045	-	-	-
8/15/2045	-	-	-
2/15/2046	-	-	-
8/15/2046	-	-	-
2/15/2047	-	-	-
8/15/2047	-	-	-
2/15/2048	-	-	-
8/15/2048	-	-	-
2/15/2049	-	-	-
8/15/2049	-	-	-
2/15/2050	-	-	-
8/15/2050	-	-	-
2/15/2051	-	-	-
8/15/2051	-	-	-
2/15/2052	-	-	-
8/15/2052	-	-	-
2/15/2053	-	-	-
8/15/2053	-	-	-

7,600,000.00

1,625,450.00

9,225,450.00

9,225,450.00

GO Ref Bds, Series 2016					
	Principal	Coupon	Interest	Total	Fiscal Total
2/15/2024	245,000.00	3.000%	12,975.00	257,975.00	
8/15/2024			9,300.00	9,300.00	267,275.00
2/15/2025	235,000.00	4.000%	9,300.00	244,300.00	
8/15/2025			4,600.00	4,600.00	248,900.00
2/15/2026	230,000.00	4.000%	4,600.00	234,600.00	
8/15/2026			-	-	234,600.00
2/15/2027	-	4.000%	-	-	
8/15/2027			-	-	
2/15/2028	-	4.000%	-	-	
	710,000.00		40,775.00	750,775.00	750,775.00

	Comb Tax and Rev CO, S2015				
	Principal	Coupon	Interest	Total	Fiscal Total
2/15/2024	210,000.00	4.000%	49,181.25	259,181.25	
8/15/2024			44,981.25	44,981.25	304,162.50
2/15/2025	215,000.00	4.000%	44,981.25	259,981.25	
8/15/2025			40,681.25	40,681.25	300,662.50
2/15/2026	225,000.00	3.000%	40,681.25	265,681.25	
8/15/2026			37,306.25	37,306.25	302,987.50
2/15/2027	230,000.00	3.000%	37,306.25	267,306.25	
8/15/2027			33,856.25	33,856.25	301,162.50
2/15/2028	235,000.00	3.000%	33,856.25	268,856.25	
8/15/2028			30,331.25	30,331.25	299,187.50
2/15/2029	245,000.00	3.000%	30,331.25	275,331.25	
8/15/2029			26,656.25	26,656.25	301,987.50
2/15/2030	250,000.00	3.000%	26,656.25	276,656.25	
8/15/2030			22,906.25	22,906.25	299,562.50
2/15/2031	260,000.00	3.000%	22,906.25	282,906.25	
8/15/2031			19,006.25	19,006.25	301,912.50
2/15/2032	270,000.00	3.250%	19,006.25	289,006.25	
8/15/2032			14,618.75	14,618.75	303,625.00
2/15/2033	275,000.00	3.250%	14,618.75	289,618.75	
8/15/2033			10,150.00	10,150.00	299,768.75
2/15/2034	285,000.00	3.500%	10,150.00	295,150.00	
8/15/2034			5,162.50	5,162.50	300,312.50
2/15/2035	295,000.00	3.500%	5,162.50	300,162.50	
8/15/2035			-	-	300,162.50
2/15/2036			-	-	
	2,995,000.00		620,493.75	3,615,493.75	3,615,493.75

Comb Tax and Rev CO, S2013					
	Principal	Coupon	Interest	Total	Fiscal Total
2/15/2024	315,000.00	2.280%	17,043.00	332,043.00	
8/15/2024			13,452.00	13,452.00	345,495.00
2/15/2025	310,000.00	2.280%	13,452.00	323,452.00	
8/15/2025			9,918.00	9,918.00	333,370.00
2/15/2026	305,000.00	2.280%	9,918.00	314,918.00	
8/15/2026			6,441.00	6,441.00	321,359.00
2/15/2027	285,000.00	2.280%	6,441.00	291,441.00	
8/15/2027			3,192.00	3,192.00	294,633.00
2/15/2028	280,000.00	2.280%	3,192.00	283,192.00	
8/15/2028			-	-	283,192.00
	1,495,000.00		83,049.00	1,578,049.00	1,578,049.00

City of Angleton, Texas**Combination Tax and Revenue Certificates of Obligation, Series 2025****Rate Study****Debt Service Schedule**

Part 2 of 3

Date	Principal	Coupon	Interest	Total P+I	Fiscal Total
02/15/2040	345,000.00	4.500%	107,662.50	452,662.50	-
08/15/2040	-	-	99,900.00	99,900.00	-
09/30/2040	-	-	-	-	552,562.50
02/15/2041	360,000.00	4.500%	99,900.00	459,900.00	-
08/15/2041	-	-	91,800.00	91,800.00	-
09/30/2041	-	-	-	-	551,700.00
02/15/2042	375,000.00	4.500%	91,800.00	466,800.00	-
08/15/2042	-	-	83,362.50	83,362.50	-
09/30/2042	-	-	-	-	550,162.50
02/15/2043	395,000.00	4.500%	83,362.50	478,362.50	-
08/15/2043	-	-	74,475.00	74,475.00	-
09/30/2043	-	-	-	-	552,837.50
02/15/2044	410,000.00	4.500%	74,475.00	484,475.00	-
08/15/2044	-	-	65,250.00	65,250.00	-
09/30/2044	-	-	-	-	549,725.00
02/15/2045	430,000.00	4.500%	65,250.00	495,250.00	-
08/15/2045	-	-	55,575.00	55,575.00	-
09/30/2045	-	-	-	-	550,825.00
02/15/2046	450,000.00	4.500%	55,575.00	505,575.00	-
08/15/2046	-	-	45,450.00	45,450.00	-
09/30/2046	-	-	-	-	551,025.00
02/15/2047	470,000.00	4.500%	45,450.00	515,450.00	-
08/15/2047	-	-	34,875.00	34,875.00	-
09/30/2047	-	-	-	-	550,325.00
02/15/2048	495,000.00	4.500%	34,875.00	529,875.00	-
08/15/2048	-	-	23,737.50	23,737.50	-
09/30/2048	-	-	-	-	553,612.50
02/15/2049	515,000.00	4.500%	23,737.50	538,737.50	-
08/15/2049	-	-	12,150.00	12,150.00	-
09/30/2049	-	-	-	-	550,887.50
02/15/2050	540,000.00	4.500%	12,150.00	552,150.00	-
09/30/2050	-	-	-	-	552,150.00
Total	\$8,225,000.00	-	\$5,573,175.00	\$13,798,175.00	-

New S2024 NEWGEN check | SINGLE PURPOSE | 7/8/2025 | 11:07 AM

City of Angleton, Texas**Combination Tax and Revenue Certificates of Obligation, Series 2025****Rate Study****Debt Service Schedule**

Part 3 of 3

Yield Statistics

Bond Year Dollars	\$123,848.33
Average Life	15.058 Years
Average Coupon	4.5000000%
Net Interest Cost (NIC)	4.5531295%
True Interest Cost (TIC)	4.5771666%
Bond Yield for Arbitrage Purposes	4.4989437%
All Inclusive Cost (AIC)	4.7651974%

IRS Form 8038

Net Interest Cost	4.5000000%
Weighted Average Maturity	15.058 Years



DEBT FUND

CITY OF ANGLETON
APPROVED BUDGET
AS OF: JUNE 30TH, 2025

05 -DEBT SERVICE FUND

REVENUES	2022-2023 ACTUAL	2023-2024 ACTUAL	(----- ORIGINAL BUDGET	2024-2025 AMENDED BUDGET	(----- Y-T-D ACTUAL	2025-2026 PROPOSED BUDGET
<u>AD VALOREM TAXES</u>						
05-300-100 CURRENT TAXES	1,438,383	1,190,901	1,577,833	1,577,833	1,094,402	1,636,499
05-300-110 PRIOR YEAR DELINQUENT	8,437	11,291	11,000	11,000	6,312	15,000
05-300-120 Rendition Penalty Allocation	0	302	0	0	668	0
TOTAL AD VALOREM TAXES	1,446,820	1,202,494	1,588,833	1,588,833	1,101,382	1,651,499
<u>FINES & PENALTIES</u>						
05-300-400 PENALTIES	9,701	9,419	11,000	11,000	(2,083)	0
TOTAL FINES & PENALTIES	9,701	9,419	11,000	11,000	(2,083)	0
<u>MISCELLANEOUS</u>						
05-300-800 INTEREST INCOME	15,243	10,576	13,998	13,998	3,591	3,600
05-300-850 OTHER FIN SOURCE-REFUND	0	0	0	0	0	0
TOTAL MISCELLANEOUS	15,243	10,576	13,998	13,998	3,591	3,600
<u>TRANSFERS</u>						
05-300-900 TRANSFER FROM FUND BALANCE	0	0	52,228	52,228	0	0
05-300-903 TRANSFER FROM WATER FUND	0	0	1,541,142	1,541,142	1,154,246	1,976,468
05-300-904 TRANSFER FROM STREET FUND	0	0	0	0	0	0
05-300-905 PROCEEDS FROM FUND REFUNDING	0	0	0	0	0	0
05-300-924 TRANSFER FROM 288 IMPACT FUND	0	0	0	0	0	0
05-300-925 TRANSFER FROM 220 IMPACT FUND	0	0	0	0	0	0
05-300-940 TRANSFER FROM ABL	373,422	491,086	714,575	714,575	443,986	697,248
05-300-950 TRANSFER FROM OTHER SOURCE	0	0	304,163	304,163	243,754	304,988
TOTAL TRANSFERS	373,422	491,086	2,612,108	2,612,108	1,841,985	2,978,704
TOTAL REVENUES	1,845,186	1,713,575	4,225,939	4,225,939	2,944,875	4,633,803
	=====	=====	=====	=====	=====	=====

CITY OF ANGLETON
APPROVED BUDGET
AS OF: JUNE 30TH, 2025

05 -DEBT SERVICE FUND
80-DEBT SERVICE

EXPENDITURES	2022-2023 ACTUAL	2023-2024 ACTUAL	(----- ORIGINAL BUDGET	2024-2025 AMENDED BUDGET	Y-T-D ACTUAL	2025-2026 PROPOSED BUDGET
<u>SERVICES</u>						
05-580-415 DEBT-LEGAL & PROF FEES	4,500	5,047	12,500	12,500	13,709	3,677
05-580-416 NON-GOV-LEGAL & PROF	750	1,500	0	0	0	3,676
TOTAL SERVICES	5,250	6,547	12,500	12,500	13,709	7,353
<u>MISCELLANEOUS</u>						
05-580-510 DEBT- INTEREST EXPENSE	882,979	609,917	1,206,010	1,206,010	350,177	781,738
05-580-511 DEBT-INTEREST EXPE-NON GOV	0	2,455	587,429	587,429	313,958	557,955
05-580-515 DEBT-PRINCIPAL	935,246	1,082,500	1,170,000	1,170,000	1,050,000	1,547,500
05-580-516 BOND ISSUANCE COSTS	(599)	0	0	0	0	0
05-580-517 DEBT-PRINC NON GOV	0	0	1,250,000	1,250,000	1,075,000	1,719,500
05-580-520 DEBT-CONTINGENCY	0	0	0	0	0	0
TOTAL MISCELLANEOUS	1,817,626	1,694,872	4,213,439	4,213,439	2,789,135	4,606,693
<u>OTHER</u>						
05-580-705 TRANSFER TO FUND BALANCE	0	0	0	0	0	19,757
TOTAL OTHER	0	0	0	0	0	19,757
 TOTAL 80-DEBT SERVICE	 1,822,876	 1,701,418	 4,225,939	 4,225,939	 2,802,844	 4,633,803
 TOTAL EXPENDITURES	 1,822,876	 1,701,418	 4,225,939	 4,225,939	 2,802,844	 4,633,803
	=====	=====	=====	=====	=====	=====
REVENUE OVER/ (UNDER) EXPENDITURES	22,310	12,157	0	0	142,031	0
	=====	=====	=====	=====	=====	=====

City of Angleton, Texas

Combination Tax and Revenue Certificates of Obligation, Series 2025

Rate Study

Debt Service Schedule

Part 1 of 3

Date	Principal	Coupon	Interest	Total P+I	Fiscal Total
06/15/2025	-	-	-	-	-
02/15/2026	125,000.00	4.500%	246,750.00	371,750.00	602,000
08/15/2026	-	-	182,250.00	182,250.00	-
09/30/2026	-	-	-	-	554,000.00
02/15/2027	190,000.00	4.500%	182,250.00	372,250.00	-
08/15/2027	-	-	177,975.00	177,975.00	-
09/30/2027	-	-	-	-	550,225.00
02/15/2028	200,000.00	4.500%	177,975.00	377,975.00	-
08/15/2028	-	-	173,475.00	173,475.00	-
09/30/2028	-	-	-	-	551,450.00
02/15/2029	210,000.00	4.500%	173,475.00	383,475.00	-
08/15/2029	-	-	168,750.00	168,750.00	-
09/30/2029	-	-	-	-	552,225.00
02/15/2030	220,000.00	4.500%	168,750.00	388,750.00	-
08/15/2030	-	-	163,800.00	163,800.00	-
09/30/2030	-	-	-	-	552,550.00
02/15/2031	230,000.00	4.500%	163,800.00	393,800.00	-
08/15/2031	-	-	158,625.00	158,625.00	-
09/30/2031	-	-	-	-	552,425.00
02/15/2032	240,000.00	4.500%	158,625.00	398,625.00	-
08/15/2032	-	-	153,225.00	153,225.00	-
09/30/2032	-	-	-	-	551,850.00
02/15/2033	250,000.00	4.500%	153,225.00	403,225.00	-
08/15/2033	-	-	147,600.00	147,600.00	-
09/30/2033	-	-	-	-	550,825.00
02/15/2034	265,000.00	4.500%	147,600.00	412,600.00	-
08/15/2034	-	-	141,637.50	141,637.50	-
09/30/2034	-	-	-	-	554,237.50
02/15/2035	275,000.00	4.500%	141,637.50	416,637.50	-
08/15/2035	-	-	135,450.00	135,450.00	-
09/30/2035	-	-	-	-	552,087.50
02/15/2036	290,000.00	4.500%	135,450.00	425,450.00	-
08/15/2036	-	-	128,925.00	128,925.00	-
09/30/2036	-	-	-	-	554,375.00
02/15/2037	300,000.00	4.500%	128,925.00	428,925.00	-
08/15/2037	-	-	122,175.00	122,175.00	-
09/30/2037	-	-	-	-	551,100.00
02/15/2038	315,000.00	4.500%	122,175.00	437,175.00	-
08/15/2038	-	-	115,087.50	115,087.50	-
09/30/2038	-	-	-	-	552,262.50
02/15/2039	330,000.00	4.500%	115,087.50	445,087.50	-
08/15/2039	-	-	107,662.50	107,662.50	-
09/30/2039	-	-	-	-	552,750.00

New S2024 NEWGEN check | SINGLE PURPOSE | 7/ 8/2025 | 11:07 AM



TAX-BACKED DEBT SCHEDULES

TOTAL TAX-BACKED DEBT

	Grand Total Outstanding Debt			
	Principal	Interest	Total	
2/15/2024	665,000.00	233,003.13	898,003.13	
8/15/2024	82,500.00	220,828.13	303,328.13	1,201,331.25
2/15/2025	590,000.00	218,353.13	808,353.13	
8/15/2025	485,000.00	329,859.62	814,859.62	1,623,212.74
2/15/2026	595,000.00	277,157.73	872,157.73	
8/15/2026	492,500.00	268,082.73	760,582.73	1,632,740.45
2/15/2027	560,000.00	257,627.73	817,627.73	
8/15/2027	497,500.00	248,602.73	746,102.73	1,563,730.45
2/15/2028	565,000.00	238,485.23	803,485.23	
8/15/2028	502,500.00	229,360.23	731,860.23	1,535,345.45
2/15/2029	515,000.00	219,117.73	734,117.73	
8/15/2029	2,570,500.00	211,392.73	2,781,892.73	3,516,010.45
2/15/2030	515,000.00	161,415.63	676,415.63	
8/15/2030	112,500.00	153,690.63	266,190.63	942,606.25
2/15/2031	510,000.00	150,878.13	660,878.13	
8/15/2031	117,500.00	143,603.13	261,103.13	921,981.25
2/15/2032	505,000.00	140,665.63	645,665.63	
8/15/2032	122,500.00	133,465.63	255,965.63	901,631.25
2/15/2033	505,000.00	130,403.13	635,403.13	
8/15/2033	130,000.00	122,665.63	252,665.63	888,068.75
2/15/2034	505,000.00	119,415.63	624,415.63	
8/15/2034	135,000.00	111,584.38	246,584.38	871,000.00
2/15/2035	435,000.00	108,209.38	543,209.38	
8/15/2035	142,500.00	101,140.63	243,640.63	786,850.00
2/15/2036	435,000.00	97,578.13	532,578.13	
8/15/2036	150,000.00	90,183.13	240,183.13	772,761.25
2/15/2037	435,000.00	86,433.13	521,433.13	
8/15/2037	157,500.00	79,038.13	236,538.13	757,971.25
2/15/2038	430,000.00	75,100.63	505,100.63	
8/15/2038	165,000.00	67,790.63	232,790.63	737,891.25
2/15/2039	-	64,490.63	64,490.63	
8/15/2039	172,500.00	64,490.63	236,990.63	301,481.25
2/15/2040	-	61,040.63	61,040.63	
8/15/2040	180,000.00	61,040.63	241,040.63	302,081.25
2/15/2041	-	57,440.63	57,440.63	
8/15/2041	185,000.00	57,440.63	242,440.63	299,881.25
2/15/2042	-	53,740.63	53,740.63	
8/15/2042	192,500.00	53,740.63	246,240.63	299,981.25
2/15/2043	-	49,890.63	49,890.63	
8/15/2043	200,000.00	49,890.63	249,890.63	299,781.25
2/15/2044	-	45,890.63	45,890.63	
8/15/2044	210,000.00	45,890.63	255,890.63	301,781.25
2/15/2045	-	41,559.38	41,559.38	

8/15/2045	217,500.00	41,559.38	259,059.38	300,618.75
2/15/2046	-	37,073.44	37,073.44	
8/15/2046	227,500.00	37,073.44	264,573.44	301,646.88
2/15/2047	-	32,381.25	32,381.25	
8/15/2047	235,000.00	32,381.25	267,381.25	299,762.50
2/15/2048	-	27,534.38	27,534.38	
8/15/2048	245,000.00	27,534.38	272,534.38	300,068.75
2/15/2049	-	22,481.25	22,481.25	
8/15/2049	255,000.00	22,481.25	277,481.25	299,962.50
2/15/2050	-	17,221.88	17,221.88	
8/15/2050	267,500.00	17,221.88	284,721.88	301,943.75
2/15/2051	-	11,704.69	11,704.69	
8/15/2051	277,500.00	11,704.69	289,204.69	300,909.38
2/15/2052	-	5,981.25	5,981.25	
8/15/2052	290,000.00	5,981.25	295,981.25	301,962.50
2/15/2053	-	-	-	
8/15/2053	-	-	-	
	16,783,000.00	6,081,994.54	22,864,994.54	22,864,994.54

	Principal	Coupon	Emergency Note Interest	Total	Fiscal Total
2/15/2024				-	
8/15/2024				-	-
2/15/2025				-	
8/15/2025	400,000.00	3.840%	120,481.49	520,481.49	520,481.49
2/15/2026			70,329.60	70,329.60	
8/15/2026	400,000.00	3.840%	70,329.60	470,329.60	540,659.20
2/15/2027			62,649.60	62,649.60	
8/15/2027	400,000.00	3.840%	62,649.60	462,649.60	525,299.20
2/15/2028			54,969.60	54,969.60	
8/15/2028	400,000.00	3.840%	54,969.60	454,969.60	509,939.20
2/15/2029			47,289.60	47,289.60	
8/15/2029	2,463,000.00	3.840%	47,289.60	2,510,289.60	2,557,579.20
	4,063,000.00		590,958.29	4,653,958.29	4,653,958.29

Comb Tax and Rev CO, \$2022					
	Principal	Coupon	Interest	Total	Fiscal Total
2/15/2024			109,965.63	109,965.63	
8/15/2024	82,500.00	6.000%	109,965.63	192,465.63	302,431.25
2/15/2025	-		107,490.63	107,490.63	
8/15/2025	85,000.00	6.000%	107,490.63	192,490.63	299,981.25
2/15/2026	-		104,940.63	104,940.63	
8/15/2026	92,500.00	6.000%	104,940.63	197,440.63	302,381.25
2/15/2027	-		102,165.63	102,165.63	
8/15/2027	97,500.00	5.000%	102,165.63	199,665.63	301,831.25
2/15/2028	-		99,728.13	99,728.13	
8/15/2028	102,500.00	5.000%	99,728.13	202,228.13	301,956.25
2/15/2029	-		97,165.63	97,165.63	
8/15/2029	107,500.00	5.000%	97,165.63	204,665.63	301,831.25
2/15/2030	-		94,478.13	94,478.13	
8/15/2030	112,500.00	5.000%	94,478.13	206,978.13	301,456.25
2/15/2031	-		91,665.63	91,665.63	
8/15/2031	117,500.00	5.000%	91,665.63	209,165.63	300,831.25
2/15/2032	-		88,728.13	88,728.13	
8/15/2032	122,500.00	5.000%	88,728.13	211,228.13	299,956.25
2/15/2033	-		85,665.63	85,665.63	
8/15/2033	130,000.00	5.000%	85,665.63	215,665.63	301,331.25
2/15/2034	-		82,415.63	82,415.63	
8/15/2034	135,000.00	5.000%	82,415.63	217,415.63	299,831.25
2/15/2035	-		79,040.63	79,040.63	
8/15/2035	142,500.00	5.000%	79,040.63	221,540.63	300,581.25
2/15/2036	-		75,478.13	75,478.13	
8/15/2036	150,000.00	5.000%	75,478.13	225,478.13	300,956.25
2/15/2037	-		71,728.13	71,728.13	
8/15/2037	157,500.00	5.000%	71,728.13	229,228.13	300,956.25
2/15/2038	-		67,790.63	67,790.63	
8/15/2038	165,000.00	4.000%	67,790.63	232,790.63	300,581.25
2/15/2039	-		64,490.63	64,490.63	
8/15/2039	172,500.00	4.000%	64,490.63	236,990.63	301,481.25
2/15/2040	-		61,040.63	61,040.63	
8/15/2040	180,000.00	4.000%	61,040.63	241,040.63	302,081.25
2/15/2041	-		57,440.63	57,440.63	
8/15/2041	185,000.00	4.000%	57,440.63	242,440.63	299,881.25
2/15/2042	-		53,740.63	53,740.63	
8/15/2042	192,500.00	4.000%	53,740.63	246,240.63	299,981.25
2/15/2043	-		49,890.63	49,890.63	
8/15/2043	200,000.00	4.000%	49,890.63	249,890.63	299,781.25
2/15/2044	-		45,890.63	45,890.63	
8/15/2044	210,000.00	4.125%	45,890.63	255,890.63	301,781.25

2/15/2045	-		41,559.38	41,559.38	
8/15/2045	217,500.00	4.125%	41,559.38	259,059.38	300,618.75
2/15/2046	-		37,073.44	37,073.44	
8/15/2046	227,500.00	4.125%	37,073.44	264,573.44	301,646.88
2/15/2047	-		32,381.25	32,381.25	
8/15/2047	235,000.00	4.125%	32,381.25	267,381.25	299,762.50
2/15/2048	-		27,534.38	27,534.38	
8/15/2048	245,000.00	4.125%	27,534.38	272,534.38	300,068.75
2/15/2049	-		22,481.25	22,481.25	
8/15/2049	255,000.00	4.125%	22,481.25	277,481.25	299,962.50
2/15/2050	-		17,221.88	17,221.88	
8/15/2050	267,500.00	4.125%	17,221.88	284,721.88	301,943.75
2/15/2051	-		11,704.69	11,704.69	
8/15/2051	277,500.00	4.125%	11,704.69	289,204.69	300,909.38
2/15/2052	-		5,981.25	5,981.25	
8/15/2052	290,000.00	4.125%	5,981.25	295,981.25	301,962.50
2/15/2053					
8/15/2053					
	4,955,000.00		3,773,756.25	8,728,756.25	8,728,756.25

Comb Tax and Rev CO, S2019					
	Principal	Coupon	Interest	Total	Fiscal Total
2/15/2024	80,000.00	2.625%	11,643.75	91,643.75	
8/15/2024			10,593.75	10,593.75	102,237.50
2/15/2025	80,000.00	2.375%	10,593.75	90,593.75	
8/15/2025			9,643.75	9,643.75	100,237.50
2/15/2026	80,000.00	2.375%	9,643.75	89,643.75	
8/15/2026			8,693.75	8,693.75	98,337.50
2/15/2027	80,000.00	4.000%	8,693.75	88,693.75	
8/15/2027			7,093.75	7,093.75	95,787.50
2/15/2028	80,000.00	4.000%	7,093.75	87,093.75	
8/15/2028			5,493.75	5,493.75	92,587.50
2/15/2029	80,000.00	3.000%	5,493.75	85,493.75	
8/15/2029			4,293.75	4,293.75	89,787.50
2/15/2030	80,000.00	3.000%	4,293.75	84,293.75	
8/15/2030			3,093.75	3,093.75	87,387.50
2/15/2031	75,000.00	2.000%	3,093.75	78,093.75	
8/15/2031			2,343.75	2,343.75	80,437.50
2/15/2032	75,000.00	2.000%	2,343.75	77,343.75	
8/15/2032			1,593.75	1,593.75	78,937.50
2/15/2033	75,000.00	2.000%	1,593.75	76,593.75	
8/15/2033			843.75	843.75	77,437.50
2/15/2034	75,000.00	2.250%	843.75	75,843.75	
8/15/2034			-	-	75,843.75
2/15/2035		2.250%	-	-	
	860,000.00		119,018.75	979,018.75	979,018.75

Comb Tax and Rev CO, S2018					
	Principal	Coupon	Interest	Total	Fiscal Total
2/15/2024	470,000.00	4.000%	104,668.75	574,668.75	
8/15/2024			95,268.75	95,268.75	669,937.50
2/15/2025	435,000.00	3.000%	95,268.75	530,268.75	
8/15/2025			88,743.75	88,743.75	619,012.50
2/15/2026	435,000.00	3.000%	88,743.75	523,743.75	
8/15/2026			82,218.75	82,218.75	605,962.50
2/15/2027	435,000.00	3.000%	82,218.75	517,218.75	
8/15/2027			75,693.75	75,693.75	592,912.50
2/15/2028	435,000.00	3.000%	75,693.75	510,693.75	
8/15/2028			69,168.75	69,168.75	579,862.50
2/15/2029	435,000.00	3.000%	69,168.75	504,168.75	
8/15/2029			62,643.75	62,643.75	566,812.50
2/15/2030	435,000.00	3.000%	62,643.75	497,643.75	
8/15/2030			56,118.75	56,118.75	553,762.50
2/15/2031	435,000.00	3.000%	56,118.75	491,118.75	
8/15/2031			49,593.75	49,593.75	540,712.50
2/15/2032	430,000.00	3.000%	49,593.75	479,593.75	
8/15/2032			43,143.75	43,143.75	522,737.50
2/15/2033	430,000.00	3.250%	43,143.75	473,143.75	
8/15/2033			36,156.25	36,156.25	509,300.00
2/15/2034	430,000.00	3.250%	36,156.25	466,156.25	
8/15/2034			29,168.75	29,168.75	495,325.00
2/15/2035	435,000.00	3.250%	29,168.75	464,168.75	
8/15/2035			22,100.00	22,100.00	486,268.75
2/15/2036	435,000.00	3.400%	22,100.00	457,100.00	
8/15/2036			14,705.00	14,705.00	471,805.00
2/15/2037	435,000.00	3.400%	14,705.00	449,705.00	
8/15/2037			7,310.00	7,310.00	457,015.00
2/15/2038	430,000.00	3.400%	7,310.00	437,310.00	
8/15/2038			-	-	437,310.00
	6,540,000.00		1,568,736.25	8,108,736.25	8,108,736.25

GO Ref Bds, Series 2016					
	Principal	Coupon	Interest	Total	Fiscal Total
2/15/2024	115,000.00	3.000%	6,725.00	121,725.00	
8/15/2024			5,000.00	5,000.00	126,725.00
2/15/2025	75,000.00	4.000%	5,000.00	80,000.00	
8/15/2025			3,500.00	3,500.00	83,500.00
2/15/2026	80,000.00	4.000%	3,500.00	83,500.00	
8/15/2026			1,900.00	1,900.00	85,400.00
2/15/2027	45,000.00	4.000%	1,900.00	46,900.00	
8/15/2027			1,000.00	1,000.00	47,900.00
2/15/2028	50,000.00	4.000%	1,000.00	51,000.00	
8/15/2028			-	-	51,000.00
	365,000.00		29,525.00	394,525.00	394,525.00



UTILITY (WATER & SEWER) DEBT SCHEDULES

City of Angleton, Texas
Outstanding W&S Utility Debt

	Total W&S Utility Outstanding Debt			Fiscal Total
	Principal	Interest	Total	
2/15/2024	1,045,000.00	321,102.38	1,366,102.38	
8/15/2024	167,500.00	306,027.00	473,527.00	1,839,629.38
2/15/2025	1,075,000.00	301,852.00	1,376,852.00	
8/15/2025	175,000.00	285,577.38	460,577.38	1,837,429.38
2/15/2026	935,000.00	281,227.38	1,216,227.38	
8/15/2026	182,500.00	267,697.25	450,197.25	1,666,424.63
2/15/2027	955,000.00	263,122.25	1,218,122.25	
8/15/2027	192,500.00	247,623.25	440,123.25	1,658,245.50
2/15/2028	985,000.00	243,285.75	1,228,285.75	
8/15/2028	202,500.00	227,168.75	429,668.75	1,657,954.50
2/15/2029	810,000.00	222,606.25	1,032,606.25	
8/15/2029	212,500.00	210,456.25	422,956.25	1,455,562.50
2/15/2030	820,000.00	205,668.75	1,025,668.75	
8/15/2030	222,500.00	193,368.75	415,868.75	1,441,537.50
2/15/2031	840,000.00	188,906.25	1,028,906.25	
8/15/2031	227,500.00	179,206.25	406,706.25	1,435,612.50
2/15/2032	750,000.00	174,618.75	924,618.75	
8/15/2032	237,500.00	165,431.25	402,931.25	1,327,550.00
2/15/2033	755,000.00	160,643.75	915,643.75	
8/15/2033	250,000.00	151,375.00	401,375.00	1,317,018.75
2/15/2034	775,000.00	146,325.00	921,325.00	
8/15/2034	255,000.00	135,825.00	390,825.00	1,312,150.00
2/15/2035	795,000.00	130,650.00	925,650.00	
8/15/2035	267,500.00	119,862.50	387,362.50	1,313,012.50
2/15/2036	545,000.00	114,425.00	659,425.00	
8/15/2036	280,000.00	108,293.75	388,293.75	1,047,718.75
2/15/2037	555,000.00	102,593.75	657,593.75	
8/15/2037	287,500.00	96,003.13	383,503.13	1,041,096.88
2/15/2038	570,000.00	90,115.63	660,115.63	
8/15/2038	300,000.00	83,346.88	383,346.88	1,043,462.50
2/15/2039	590,000.00	78,021.88	668,021.88	
8/15/2039	312,500.00	71,015.63	383,515.63	1,051,537.50
2/15/2040	-	65,465.63	65,465.63	
8/15/2040	325,000.00	65,465.63	390,465.63	455,931.25
2/15/2041	-	59,690.63	59,690.63	
8/15/2041	335,000.00	59,690.63	394,690.63	454,381.25
2/15/2042	-	53,740.63	53,740.63	
8/15/2042	192,500.00	53,740.63	246,240.63	299,981.25

2/15/2043	-	49,890.63	49,890.63	
8/15/2043	200,000.00	49,890.63	249,890.63	299,781.25
2/15/2044	-	45,890.63	45,890.63	
8/15/2044	210,000.00	45,890.63	255,890.63	301,781.25
2/15/2045	-	41,559.38	41,559.38	
8/15/2045	217,500.00	41,559.38	259,059.38	300,618.75
2/15/2046	-	37,073.44	37,073.44	
8/15/2046	227,500.00	37,073.44	264,573.44	301,646.88
2/15/2047	-	32,381.25	32,381.25	
8/15/2047	235,000.00	32,381.25	267,381.25	299,762.50
2/15/2048	-	27,534.38	27,534.38	
8/15/2048	245,000.00	27,534.38	272,534.38	300,068.75
2/15/2049	-	22,481.25	22,481.25	
8/15/2049	255,000.00	22,481.25	277,481.25	299,962.50
2/15/2050	-	17,221.88	17,221.88	
8/15/2050	267,500.00	17,221.88	284,721.88	301,943.75
2/15/2051	-	11,704.69	11,704.69	
8/15/2051	277,500.00	11,704.69	289,204.69	300,909.38
2/15/2052	-	5,981.25	5,981.25	
8/15/2052	290,000.00	5,981.25	295,981.25	301,962.50
2/15/2053	-	-	-	
8/15/2053	-	-	-	
	19,850,000.00	6,814,674.00	26,664,674.00	26,664,674.00

Comb Tax and Rev CO, S2022					
	Principal	Coupon	Interest	Total	Fiscal Total
2/15/2024			109,965.63	109,965.63	
8/15/2024	82,500.00	6.000%	109,965.63	192,465.63	302,431.25
2/15/2025	-		107,490.63	107,490.63	
8/15/2025	85,000.00	6.000%	107,490.63	192,490.63	299,981.25
2/15/2026	-		104,940.63	104,940.63	
8/15/2026	92,500.00	6.000%	104,940.63	197,440.63	302,381.25
2/15/2027	-		102,165.63	102,165.63	
8/15/2027	97,500.00	5.000%	102,165.63	199,665.63	301,831.25
2/15/2028	-		99,728.13	99,728.13	
8/15/2028	102,500.00	5.000%	99,728.13	202,228.13	301,956.25
2/15/2029	-		97,165.63	97,165.63	
8/15/2029	107,500.00	5.000%	97,165.63	204,665.63	301,831.25
2/15/2030	-		94,478.13	94,478.13	
8/15/2030	112,500.00	5.000%	94,478.13	206,978.13	301,456.25
2/15/2031	-		91,665.63	91,665.63	
8/15/2031	117,500.00	5.000%	91,665.63	209,165.63	300,831.25
2/15/2032	-		88,728.13	88,728.13	
8/15/2032	122,500.00	5.000%	88,728.13	211,228.13	299,956.25
2/15/2033	-		85,665.63	85,665.63	
8/15/2033	130,000.00	5.000%	85,665.63	215,665.63	301,331.25
2/15/2034	-		82,415.63	82,415.63	
8/15/2034	135,000.00	5.000%	82,415.63	217,415.63	299,831.25
2/15/2035	-		79,040.63	79,040.63	
8/15/2035	142,500.00	5.000%	79,040.63	221,540.63	300,581.25
2/15/2036	-		75,478.13	75,478.13	
8/15/2036	150,000.00	5.000%	75,478.13	225,478.13	300,956.25
2/15/2037	-		71,728.13	71,728.13	
8/15/2037	157,500.00	5.000%	71,728.13	229,228.13	300,956.25
2/15/2038	-		67,790.63	67,790.63	
8/15/2038	165,000.00	4.000%	67,790.63	232,790.63	300,581.25
2/15/2039	-		64,490.63	64,490.63	
8/15/2039	172,500.00	4.000%	64,490.63	236,990.63	301,481.25
2/15/2040	-		61,040.63	61,040.63	
8/15/2040	180,000.00	4.000%	61,040.63	241,040.63	302,081.25
2/15/2041	-		57,440.63	57,440.63	
8/15/2041	185,000.00	4.000%	57,440.63	242,440.63	299,881.25
2/15/2042	-		53,740.63	53,740.63	
8/15/2042	192,500.00	4.000%	53,740.63	246,240.63	299,981.25

2/15/2043	-		49,890.63	49,890.63	
8/15/2043	200,000.00	4.000%	49,890.63	249,890.63	299,781.25
2/15/2044	-		45,890.63	45,890.63	
8/15/2044	210,000.00	4.125%	45,890.63	255,890.63	301,781.25
2/15/2045	-		41,559.38	41,559.38	
8/15/2045	217,500.00	4.125%	41,559.38	259,059.38	300,618.75
2/15/2046	-		37,073.44	37,073.44	
8/15/2046	227,500.00	4.125%	37,073.44	264,573.44	301,646.88
2/15/2047	-		32,381.25	32,381.25	
8/15/2047	235,000.00	4.125%	32,381.25	267,381.25	299,762.50
2/15/2048	-		27,534.38	27,534.38	
8/15/2048	245,000.00	4.125%	27,534.38	272,534.38	300,068.75
2/15/2049	-		22,481.25	22,481.25	
8/15/2049	255,000.00	4.125%	22,481.25	277,481.25	299,962.50
2/15/2050	-		17,221.88	17,221.88	
8/15/2050	267,500.00	4.125%	17,221.88	284,721.88	301,943.75
2/15/2051	-		11,704.69	11,704.69	
8/15/2051	277,500.00	4.125%	11,704.69	289,204.69	300,909.38
2/15/2052	-		5,981.25	5,981.25	
8/15/2052	290,000.00	4.125%	5,981.25	295,981.25	301,962.50
2/15/2053					
8/15/2053					
	4,955,000.00		3,773,756.25	8,728,756.25	8,728,756.25

Comb Tax and Rev CO, S2021					
	Principal	Coupon	Interest	Total	Fiscal Total
2/15/2024			34,250.00	34,250.00	
8/15/2024	85,000.00	4.000%	34,250.00	119,250.00	153,500.00
2/15/2025			32,550.00	32,550.00	
8/15/2025	90,000.00	4.000%	32,550.00	122,550.00	155,100.00
2/15/2026			30,750.00	30,750.00	
8/15/2026	90,000.00	4.000%	30,750.00	120,750.00	151,500.00
2/15/2027			28,950.00	28,950.00	
8/15/2027	95,000.00	4.000%	28,950.00	123,950.00	152,900.00
2/15/2028			27,050.00	27,050.00	
8/15/2028	100,000.00	4.000%	27,050.00	127,050.00	154,100.00
2/15/2029			25,050.00	25,050.00	
8/15/2029	105,000.00	4.000%	25,050.00	130,050.00	155,100.00
2/15/2030			22,950.00	22,950.00	
8/15/2030	110,000.00	3.000%	22,950.00	132,950.00	155,900.00
2/15/2031			21,300.00	21,300.00	
8/15/2031	110,000.00	3.000%	21,300.00	131,300.00	152,600.00
2/15/2032			19,650.00	19,650.00	
8/15/2032	115,000.00	3.000%	19,650.00	134,650.00	154,300.00
2/15/2033			17,925.00	17,925.00	
8/15/2033	120,000.00	3.000%	17,925.00	137,925.00	155,850.00
2/15/2034			16,125.00	16,125.00	
8/15/2034	120,000.00	3.000%	16,125.00	136,125.00	152,250.00
2/15/2035			14,325.00	14,325.00	
8/15/2035	125,000.00	3.000%	14,325.00	139,325.00	153,650.00
2/15/2036			12,450.00	12,450.00	
8/15/2036	130,000.00	3.000%	12,450.00	142,450.00	154,900.00
2/15/2037			10,500.00	10,500.00	
8/15/2037	130,000.00	3.000%	10,500.00	140,500.00	151,000.00
2/15/2038			8,550.00	8,550.00	
8/15/2038	135,000.00	3.000%	8,550.00	143,550.00	152,100.00
2/15/2039			6,525.00	6,525.00	
8/15/2039	140,000.00	3.000%	6,525.00	146,525.00	153,050.00
2/15/2040			4,425.00	4,425.00	
8/15/2040	145,000.00	3.000%	4,425.00	149,425.00	153,850.00
2/15/2041			2,250.00	2,250.00	
8/15/2041	150,000.00	3.000%	2,250.00	152,250.00	154,500.00
2/15/2042			-	-	
8/15/2042			-	-	

2/15/2043	-	-	-
8/15/2043	-	-	-
2/15/2044	-	-	-
8/15/2044	-	-	-
2/15/2045	-	-	-
8/15/2045	-	-	-
2/15/2046	-	-	-
8/15/2046	-	-	-
2/15/2047	-	-	-
8/15/2047	-	-	-
2/15/2048	-	-	-
8/15/2048	-	-	-
2/15/2049	-	-	-
8/15/2049	-	-	-
2/15/2050	-	-	-
8/15/2050	-	-	-
2/15/2051	-	-	-
8/15/2051	-	-	-
2/15/2052	-	-	-
8/15/2052	-	-	-
2/15/2053	-	-	-
8/15/2053	-	-	-
	2,095,000.00	671,150.00	2,766,150.00 2,766,150.00

Comb Tax and Rev CO, S2019					
	Principal	Coupon	Interest	Total	Fiscal Total
2/15/2024	275,000.00	2.625%	97,687.50	372,687.50	
8/15/2024			94,078.13	94,078.13	466,765.63
2/15/2025	315,000.00	2.375%	94,078.13	409,078.13	
8/15/2025			90,337.50	90,337.50	499,415.63
2/15/2026	175,000.00	2.375%	90,337.50	265,337.50	
8/15/2026			88,259.38	88,259.38	353,596.88
2/15/2027	440,000.00	4.000%	88,259.38	528,259.38	
8/15/2027			79,459.38	79,459.38	607,718.75
2/15/2028	470,000.00	4.000%	79,459.38	549,459.38	
8/15/2028			70,059.38	70,059.38	619,518.75
2/15/2029	565,000.00	3.000%	70,059.38	635,059.38	
8/15/2029			61,584.38	61,584.38	696,643.75
2/15/2030	570,000.00	3.000%	61,584.38	631,584.38	
8/15/2030			53,034.38	53,034.38	684,618.75
2/15/2031	580,000.00	2.000%	53,034.38	633,034.38	
8/15/2031			47,234.38	47,234.38	680,268.75
2/15/2032	480,000.00	2.000%	47,234.38	527,234.38	
8/15/2032			42,434.38	42,434.38	569,668.75
2/15/2033	480,000.00	2.000%	42,434.38	522,434.38	
8/15/2033			37,634.38	37,634.38	560,068.75
2/15/2034	490,000.00	2.250%	37,634.38	527,634.38	
8/15/2034			32,121.88	32,121.88	559,756.25
2/15/2035	500,000.00	2.250%	32,121.88	532,121.88	
8/15/2035			26,496.88	26,496.88	558,618.75
2/15/2036	545,000.00	2.250%	26,496.88	571,496.88	
8/15/2036			20,365.63	20,365.63	591,862.50
2/15/2037	555,000.00	2.375%	20,365.63	575,365.63	
8/15/2037			13,775.00	13,775.00	589,140.63
2/15/2038	570,000.00	2.375%	13,775.00	583,775.00	
8/15/2038			7,006.25	7,006.25	590,781.25
2/15/2039	590,000.00	2.375%	7,006.25	597,006.25	
8/15/2039			-	-	597,006.25
2/15/2040			-	-	
8/15/2040			-	-	-
2/15/2041			-	-	
8/15/2041			-	-	-
2/15/2042			-	-	
8/15/2042			-	-	-
2/15/2043			-	-	
8/15/2043			-	-	-
2/15/2044			-	-	
8/15/2044			-	-	-

2/15/2045	-	-		
8/15/2045	-	-	-	
2/15/2046	-	-		
8/15/2046	-	-	-	
2/15/2047	-	-		
8/15/2047	-	-	-	
2/15/2048	-	-		
8/15/2048	-	-	-	
2/15/2049	-	-		
8/15/2049	-	-	-	
2/15/2050	-	-		
8/15/2050	-	-	-	
2/15/2051	-	-		
8/15/2051	-	-	-	
2/15/2052	-	-		
8/15/2052	-	-	-	
2/15/2053				
8/15/2053				
	7,600,000.00	1,625,450.00	9,225,450.00	9,225,450.00

Comb Tax and Rev CO, S2019					
	Principal	Coupon	Interest	Total	Fiscal Total
2/15/2024	275,000.00	2.625%	97,687.50	372,687.50	
8/15/2024			94,078.13	94,078.13	466,765.63
2/15/2025	315,000.00	2.375%	94,078.13	409,078.13	
8/15/2025			90,337.50	90,337.50	499,415.63
2/15/2026	175,000.00	2.375%	90,337.50	265,337.50	
8/15/2026			88,259.38	88,259.38	353,596.88
2/15/2027	440,000.00	4.000%	88,259.38	528,259.38	
8/15/2027			79,459.38	79,459.38	607,718.75
2/15/2028	470,000.00	4.000%	79,459.38	549,459.38	
8/15/2028			70,059.38	70,059.38	619,518.75
2/15/2029	565,000.00	3.000%	70,059.38	635,059.38	
8/15/2029			61,584.38	61,584.38	696,643.75
2/15/2030	570,000.00	3.000%	61,584.38	631,584.38	
8/15/2030			53,034.38	53,034.38	684,618.75
2/15/2031	580,000.00	2.000%	53,034.38	633,034.38	
8/15/2031			47,234.38	47,234.38	680,268.75
2/15/2032	480,000.00	2.000%	47,234.38	527,234.38	
8/15/2032			42,434.38	42,434.38	569,668.75
2/15/2033	480,000.00	2.000%	42,434.38	522,434.38	
8/15/2033			37,634.38	37,634.38	560,068.75
2/15/2034	490,000.00	2.250%	37,634.38	527,634.38	
8/15/2034			32,121.88	32,121.88	559,756.25
2/15/2035	500,000.00	2.250%	32,121.88	532,121.88	
8/15/2035			26,496.88	26,496.88	558,618.75
2/15/2036	545,000.00	2.250%	26,496.88	571,496.88	
8/15/2036			20,365.63	20,365.63	591,862.50
2/15/2037	555,000.00	2.375%	20,365.63	575,365.63	
8/15/2037			13,775.00	13,775.00	589,140.63
2/15/2038	570,000.00	2.375%	13,775.00	583,775.00	
8/15/2038			7,006.25	7,006.25	590,781.25
2/15/2039	590,000.00	2.375%	7,006.25	597,006.25	
8/15/2039			-	-	597,006.25
2/15/2040			-	-	
8/15/2040			-	-	-
2/15/2041			-	-	
8/15/2041			-	-	-
2/15/2042			-	-	
8/15/2042			-	-	-
2/15/2043			-	-	
8/15/2043			-	-	-
2/15/2044			-	-	
8/15/2044			-	-	-

2/15/2045	-	-		
8/15/2045	-	-		-
2/15/2046	-	-		
8/15/2046	-	-		-
2/15/2047	-	-		
8/15/2047	-	-		-
2/15/2048	-	-		
8/15/2048	-	-		-
2/15/2049	-	-		
8/15/2049	-	-		-
2/15/2050	-	-		
8/15/2050	-	-		-
2/15/2051	-	-		
8/15/2051	-	-		-
2/15/2052	-	-		
8/15/2052	-	-		-
2/15/2053				
8/15/2053				
	7,600,000.00	1,625,450.00	9,225,450.00	9,225,450.00

GO Ref Bds, Series 2016					
	Principal	Coupon	Interest	Total	Fiscal Total
2/15/2024	245,000.00	3.000%	12,975.00	257,975.00	
8/15/2024			9,300.00	9,300.00	267,275.00
2/15/2025	235,000.00	4.000%	9,300.00	244,300.00	
8/15/2025			4,600.00	4,600.00	248,900.00
2/15/2026	230,000.00	4.000%	4,600.00	234,600.00	
8/15/2026			-	-	234,600.00
2/15/2027	-	4.000%	-	-	
8/15/2027			-	-	-
2/15/2028	-	4.000%	-	-	
	710,000.00		40,775.00	750,775.00	750,775.00

Comb Tax and Rev CO, S2015					
	Principal	Coupon	Interest	Total	Fiscal Total
2/15/2024	210,000.00	4.000%	49,181.25	259,181.25	
8/15/2024			44,981.25	44,981.25	304,162.50
2/15/2025	215,000.00	4.000%	44,981.25	259,981.25	
8/15/2025			40,681.25	40,681.25	300,662.50
2/15/2026	225,000.00	3.000%	40,681.25	265,681.25	
8/15/2026			37,306.25	37,306.25	302,987.50
2/15/2027	230,000.00	3.000%	37,306.25	267,306.25	
8/15/2027			33,856.25	33,856.25	301,162.50
2/15/2028	235,000.00	3.000%	33,856.25	268,856.25	
8/15/2028			30,331.25	30,331.25	299,187.50
2/15/2029	245,000.00	3.000%	30,331.25	275,331.25	
8/15/2029			26,656.25	26,656.25	301,987.50
2/15/2030	250,000.00	3.000%	26,656.25	276,656.25	
8/15/2030			22,906.25	22,906.25	299,562.50
2/15/2031	260,000.00	3.000%	22,906.25	282,906.25	
8/15/2031			19,006.25	19,006.25	301,912.50
2/15/2032	270,000.00	3.250%	19,006.25	289,006.25	
8/15/2032			14,618.75	14,618.75	303,625.00
2/15/2033	275,000.00	3.250%	14,618.75	289,618.75	
8/15/2033			10,150.00	10,150.00	299,768.75
2/15/2034	285,000.00	3.500%	10,150.00	295,150.00	
8/15/2034			5,162.50	5,162.50	300,312.50
2/15/2035	295,000.00	3.500%	5,162.50	300,162.50	
8/15/2035			-	-	300,162.50
2/15/2036			-	-	
	2,995,000.00		620,493.75	3,615,493.75	3,615,493.75

Comb Tax and Rev CO, S2013					
	Principal	Coupon	Interest	Total	Fiscal Total
2/15/2024	315,000.00	2.280%	17,043.00	332,043.00	
8/15/2024			13,452.00	13,452.00	345,495.00
2/15/2025	310,000.00	2.280%	13,452.00	323,452.00	
8/15/2025			9,918.00	9,918.00	333,370.00
2/15/2026	305,000.00	2.280%	9,918.00	314,918.00	
8/15/2026			6,441.00	6,441.00	321,359.00
2/15/2027	285,000.00	2.280%	6,441.00	291,441.00	
8/15/2027			3,192.00	3,192.00	294,633.00
2/15/2028	280,000.00	2.280%	3,192.00	283,192.00	
8/15/2028			-	-	283,192.00
	1,495,000.00		83,049.00	1,578,049.00	1,578,049.00

City of Angleton, Texas**Combination Tax and Revenue Certificates of Obligation, Series 2025****Rate Study****Debt Service Schedule**

Part 2 of 3

Date	Principal	Coupon	Interest	Total P+I	Fiscal Total
02/15/2040	345,000.00	4.500%	107,662.50	452,662.50	-
08/15/2040	-	-	99,900.00	99,900.00	-
09/30/2040	-	-	-	-	552,562.50
02/15/2041	360,000.00	4.500%	99,900.00	459,900.00	-
08/15/2041	-	-	91,800.00	91,800.00	-
09/30/2041	-	-	-	-	551,700.00
02/15/2042	375,000.00	4.500%	91,800.00	466,800.00	-
08/15/2042	-	-	83,362.50	83,362.50	-
09/30/2042	-	-	-	-	550,162.50
02/15/2043	395,000.00	4.500%	83,362.50	478,362.50	-
08/15/2043	-	-	74,475.00	74,475.00	-
09/30/2043	-	-	-	-	552,837.50
02/15/2044	410,000.00	4.500%	74,475.00	484,475.00	-
08/15/2044	-	-	65,250.00	65,250.00	-
09/30/2044	-	-	-	-	549,725.00
02/15/2045	430,000.00	4.500%	65,250.00	495,250.00	-
08/15/2045	-	-	55,575.00	55,575.00	-
09/30/2045	-	-	-	-	550,825.00
02/15/2046	450,000.00	4.500%	55,575.00	505,575.00	-
08/15/2046	-	-	45,450.00	45,450.00	-
09/30/2046	-	-	-	-	551,025.00
02/15/2047	470,000.00	4.500%	45,450.00	515,450.00	-
08/15/2047	-	-	34,875.00	34,875.00	-
09/30/2047	-	-	-	-	550,325.00
02/15/2048	495,000.00	4.500%	34,875.00	529,875.00	-
08/15/2048	-	-	23,737.50	23,737.50	-
09/30/2048	-	-	-	-	553,612.50
02/15/2049	515,000.00	4.500%	23,737.50	538,737.50	-
08/15/2049	-	-	12,150.00	12,150.00	-
09/30/2049	-	-	-	-	550,887.50
02/15/2050	540,000.00	4.500%	12,150.00	552,150.00	-
09/30/2050	-	-	-	-	552,150.00
Total	\$8,225,000.00	-	\$5,573,175.00	\$13,798,175.00	-

New S2024 NEWGEN check | SINGLE PURPOSE | 7/ 8/2025 | 11:07 AM

City of Angleton, Texas**Combination Tax and Revenue Certificates of Obligation, Series 2025****Rate Study****Debt Service Schedule****Part 3 of 3****Yield Statistics**

Bond Year Dollars	\$123,848.33
Average Life	15.058 Years
Average Coupon	4.5000000%
Net Interest Cost (NIC)	4.5531295%
True Interest Cost (TIC)	4.5771666%
Bond Yield for Arbitrage Purposes	4.4989437%
All Inclusive Cost (AIC)	4.7651974%

IRS Form 8038

Net Interest Cost	4.5000000%
Weighted Average Maturity	15.058 Years



ANGLETON BETTER LIVING CORPORATION DEBT SCHEDULES

City of Angleton, Texas
Outstanding ABLC Debt

	Total ABLC Outstanding Debt			Fiscal Total
	Principal	Interest	Total	
2/15/2024	335,000.00	48,248.75	383,248.75	
8/15/2024	-	107,837.08	107,837.08	491,085.83
2/15/2025	460,000.00	131,423.75	591,423.75	
8/15/2025	-	122,648.75	122,648.75	714,072.50
2/15/2026	460,000.00	122,648.75	582,648.75	
8/15/2026	-	113,848.75	113,848.75	696,497.50
2/15/2027	325,000.00	113,848.75	438,848.75	
8/15/2027	-	107,723.75	107,723.75	546,572.50
2/15/2028	325,000.00	107,723.75	432,723.75	
8/15/2028	-	101,548.75	101,548.75	534,272.50
2/15/2029	330,000.00	101,548.75	431,548.75	
8/15/2029	-	95,248.75	95,248.75	526,797.50
2/15/2030	335,000.00	95,248.75	430,248.75	
8/15/2030	-	88,773.75	88,773.75	519,022.50
2/15/2031	340,000.00	88,773.75	428,773.75	
8/15/2031	-	82,898.75	82,898.75	511,672.50
2/15/2032	350,000.00	82,898.75	432,898.75	
8/15/2032	-	76,773.75	76,773.75	509,672.50
2/15/2033	360,000.00	76,773.75	436,773.75	
8/15/2033	-	70,342.50	70,342.50	507,116.25
2/15/2034	365,000.00	70,342.50	435,342.50	
8/15/2034	-	63,786.25	63,786.25	499,128.75
2/15/2035	375,000.00	63,786.25	438,786.25	
8/15/2035	-	56,980.00	56,980.00	495,766.25
2/15/2036	385,000.00	56,980.00	441,980.00	
8/15/2036	-	49,890.00	49,890.00	491,870.00
2/15/2037	395,000.00	49,890.00	444,890.00	
8/15/2037	-	42,550.00	42,550.00	487,440.00
2/15/2038	360,000.00	42,550.00	402,550.00	
8/15/2038	-	35,725.00	35,725.00	438,275.00
2/15/2039	370,000.00	35,725.00	405,725.00	
8/15/2039	-	28,650.00	28,650.00	434,375.00
2/15/2040	385,000.00	28,650.00	413,650.00	
8/15/2040	-	21,200.00	21,200.00	434,850.00
2/15/2041	250,000.00	21,200.00	271,200.00	
8/15/2041	-	16,200.00	16,200.00	287,400.00
2/15/2042	260,000.00	16,200.00	276,200.00	
8/15/2042	-	11,000.00	11,000.00	287,200.00

2/15/2043	270,000.00	11,000.00	281,000.00	
8/15/2043	-	5,600.00	5,600.00	286,600.00
2/15/2044	280,000.00	5,600.00	285,600.00	
8/15/2044	-	-	-	285,600.00
2/15/2045	-	-	-	
8/15/2045	-	-	-	-
2/15/2046	-	-	-	
8/15/2046	-	-	-	-
2/15/2047	-	-	-	
8/15/2047	-	-	-	-
2/15/2048	-	-	-	
8/15/2048	-	-	-	-
2/15/2049	-	-	-	
8/15/2049	-	-	-	-
2/15/2050	-	-	-	
8/15/2050	-	-	-	-
2/15/2051	-	-	-	
8/15/2051	-	-	-	-
2/15/2052	-	-	-	
8/15/2052	-	-	-	-
2/15/2053	-	-	-	
8/15/2053	-	-	-	-
	7,315,000.00	2,670,287.08	9,985,287.08	9,985,287.08

Comb Tax and Rev CO, S2024					
	Principal	Coupon	Interest	Total	Fiscal Total
2/15/2024					
8/15/2024			64,863.33	64,863.33	64,863.33
2/15/2025	115,000.00	5.000%	88,450.00	203,450.00	
8/15/2025			85,575.00	85,575.00	289,025.00
2/15/2026	120,000.00	5.000%	85,575.00	205,575.00	
8/15/2026			82,575.00	82,575.00	288,150.00
2/15/2027	125,000.00	5.000%	82,575.00	207,575.00	
8/15/2027			79,450.00	79,450.00	287,025.00
2/15/2028	130,000.00	5.000%	79,450.00	209,450.00	
8/15/2028			76,200.00	76,200.00	285,650.00
2/15/2029	135,000.00	5.000%	76,200.00	211,200.00	
8/15/2029			72,825.00	72,825.00	284,025.00
2/15/2030	145,000.00	5.000%	72,825.00	217,825.00	
8/15/2030			69,200.00	69,200.00	287,025.00
2/15/2031	150,000.00	5.000%	69,200.00	219,200.00	
8/15/2031			65,450.00	65,450.00	284,650.00
2/15/2032	160,000.00	5.000%	65,450.00	225,450.00	
8/15/2032			61,450.00	61,450.00	286,900.00
2/15/2033	170,000.00	5.000%	61,450.00	231,450.00	
8/15/2033			57,200.00	57,200.00	288,650.00
2/15/2034	175,000.00	5.000%	57,200.00	232,200.00	
8/15/2034			52,825.00	52,825.00	285,025.00
2/15/2035	185,000.00	5.000%	52,825.00	237,825.00	
8/15/2035			48,200.00	48,200.00	286,025.00
2/15/2036	195,000.00	5.000%	48,200.00	243,200.00	
8/15/2036			43,325.00	43,325.00	286,525.00
2/15/2037	205,000.00	5.000%	43,325.00	248,325.00	
8/15/2037			38,200.00	38,200.00	286,525.00
2/15/2038	215,000.00	5.000%	38,200.00	253,200.00	
8/15/2038			32,825.00	32,825.00	286,025.00
2/15/2039	225,000.00	5.000%	32,825.00	257,825.00	
8/15/2039			27,200.00	27,200.00	285,025.00
2/15/2040	240,000.00	5.000%	27,200.00	267,200.00	
8/15/2040			21,200.00	21,200.00	288,400.00
2/15/2041	250,000.00	4.000%	21,200.00	271,200.00	
8/15/2041			16,200.00	16,200.00	287,400.00
2/15/2042	260,000.00	4.000%	16,200.00	276,200.00	
8/15/2042			11,000.00	11,000.00	287,200.00
2/15/2043	270,000.00	4.000%	11,000.00	281,000.00	
8/15/2043			5,600.00	5,600.00	286,600.00
2/15/2044	280,000.00	4.000%	5,600.00	285,600.00	
8/15/2044			-	-	285,600.00
2/15/2045			-	-	

8/15/2045	-	-	-
2/15/2046	-	-	-
8/15/2046	-	-	-
2/15/2047	-	-	-
8/15/2047	-	-	-
2/15/2048	-	-	-
8/15/2048	-	-	-
2/15/2049	-	-	-
8/15/2049	-	-	-
2/15/2050	-	-	-
8/15/2050	-	-	-
2/15/2051	-	-	-
8/15/2051	-	-	-
2/15/2052	-	-	-
8/15/2052	-	-	-
2/15/2053	-	-	-
8/15/2053	-	-	-
	3,750,000.00	2,046,313.33	5,796,313.33

Comb Tax and Rev CO, S2020					
	Principal	Coupon	Interest	Total	Fiscal Total
2/15/2024	150,000.00	3.000%	30,175.00	180,175.00	
8/15/2024			27,925.00	27,925.00	208,100.00
2/15/2025	150,000.00	3.000%	27,925.00	177,925.00	
8/15/2025			25,675.00	25,675.00	203,600.00
2/15/2026	150,000.00	3.000%	25,675.00	175,675.00	
8/15/2026			23,425.00	23,425.00	199,100.00
2/15/2027	150,000.00	3.000%	23,425.00	173,425.00	
8/15/2027			21,175.00	21,175.00	194,600.00
2/15/2028	150,000.00	3.000%	21,175.00	171,175.00	
8/15/2028			18,925.00	18,925.00	190,100.00
2/15/2029	150,000.00	3.000%	18,925.00	168,925.00	
8/15/2029			16,675.00	16,675.00	185,600.00
2/15/2030	145,000.00	3.000%	16,675.00	161,675.00	
8/15/2030			14,500.00	14,500.00	176,175.00
2/15/2031	145,000.00	2.000%	14,500.00	159,500.00	
8/15/2031			13,050.00	13,050.00	172,550.00
2/15/2032	145,000.00	2.000%	13,050.00	158,050.00	
8/15/2032			11,600.00	11,600.00	169,650.00
2/15/2033	145,000.00	2.000%	11,600.00	156,600.00	
8/15/2033			10,150.00	10,150.00	166,750.00
2/15/2034	145,000.00	2.000%	10,150.00	155,150.00	
8/15/2034			8,700.00	8,700.00	163,850.00
2/15/2035	145,000.00	2.000%	8,700.00	153,700.00	
8/15/2035			7,250.00	7,250.00	160,950.00
2/15/2036	145,000.00	2.000%	7,250.00	152,250.00	
8/15/2036			5,800.00	5,800.00	158,050.00
2/15/2037	145,000.00	2.000%	5,800.00	150,800.00	
8/15/2037			4,350.00	4,350.00	155,150.00
2/15/2038	145,000.00	2.000%	4,350.00	149,350.00	
8/15/2038			2,900.00	2,900.00	152,250.00
2/15/2039	145,000.00	2.000%	2,900.00	147,900.00	
8/15/2039			1,450.00	1,450.00	149,350.00
2/15/2040	145,000.00	2.000%	1,450.00	146,450.00	
8/15/2040			-	-	146,450.00
2/15/2041			-	-	

2,495,000.00

457,275.00

2,952,275.00

2,952,275.00

Comb Tax and Rev CO, S2018					
	Principal	Coupon	Interest	Total	Fiscal Total
2/15/2024	50,000.00	4.000%	10,348.75	60,348.75	
8/15/2024			9,348.75	9,348.75	69,697.50
2/15/2025	50,000.00	3.000%	9,348.75	59,348.75	
8/15/2025			8,598.75	8,598.75	67,947.50
2/15/2026	50,000.00	3.000%	8,598.75	58,598.75	
8/15/2026			7,848.75	7,848.75	66,447.50
2/15/2027	50,000.00	3.000%	7,848.75	57,848.75	
8/15/2027			7,098.75	7,098.75	64,947.50
2/15/2028	45,000.00	3.000%	7,098.75	52,098.75	
8/15/2028			6,423.75	6,423.75	58,522.50
2/15/2029	45,000.00	3.000%	6,423.75	51,423.75	
8/15/2029			5,748.75	5,748.75	57,172.50
2/15/2030	45,000.00	3.000%	5,748.75	50,748.75	
8/15/2030			5,073.75	5,073.75	55,822.50
2/15/2031	45,000.00	3.000%	5,073.75	50,073.75	
8/15/2031			4,398.75	4,398.75	54,472.50
2/15/2032	45,000.00	3.000%	4,398.75	49,398.75	
8/15/2032			3,723.75	3,723.75	53,122.50
2/15/2033	45,000.00	3.250%	3,723.75	48,723.75	
8/15/2033			2,992.50	2,992.50	51,716.25
2/15/2034	45,000.00	3.250%	2,992.50	47,992.50	
8/15/2034			2,261.25	2,261.25	50,253.75
2/15/2035	45,000.00	3.250%	2,261.25	47,261.25	
8/15/2035			1,530.00	1,530.00	48,791.25
2/15/2036	45,000.00	3.400%	1,530.00	46,530.00	
8/15/2036			765.00	765.00	47,295.00
2/15/2037	45,000.00	3.400%	765.00	45,765.00	
8/15/2037			-	-	45,765.00
2/15/2038	-	3.400%	-	-	
	650,000.00		141,973.75	791,973.75	791,973.75

GO Ref Bds, Series 2016					
	Principal	Coupon	Interest	Total	Fiscal Total
2/15/2024	135,000.00	3.000%	7,725.00	142,725.00	
8/15/2024			5,700.00	5,700.00	148,425.00
2/15/2025	145,000.00	4.000%	5,700.00	150,700.00	
8/15/2025			2,800.00	2,800.00	153,500.00
2/15/2026	140,000.00	4.000%	2,800.00	142,800.00	
8/15/2026			-	-	142,800.00
2/15/2027	-	4.000%	-	-	
8/15/2027			-	-	-
2/15/2028	-	4.000%	-	-	
8/15/2028			-	-	-
	420,000.00		24,725.00	444,725.00	444,725.00



SPECIAL FUNDS

Special Funds are used to account for taxes and other revenues that are restricted by law for particular functions or activities of a local government.

Angleton's special funds include the following:	Page(s)
• Keep Angleton Beautiful Fund (13)	1 – 3
• Police Donation Fund (80)	4 – 6
• Police Drug Seizure Fund (10)	7 – 8
• Animal Donation Fund (101)	9 – 10
• Municipal Court Technology Fund (07)	11 – 12
• Municipal Court Building Security Fund (08)	13 – 14
• CSTF Court Fee Fund (78)	15 – 16
• Hotel / Motel Fund (04)	17 – 19
• Downtown Revitalization Fund (117)	20 – 21
• Community Events Fund (11)	22 – 23
• Angleton ESD #3 Fund (107)	24 – 25
• Capital Replacement-Governmental Fund (114)	26 – 27
• Capital Replacement-Enterprise Fund (115)	28 – 29
• Capital Expense Revolving Fund (19)	30 – 31
• Unemployment Fund (41)	32 – 36
• Tax Increment Reinvestment Zone (TIRZ) #1 Fund (58)	37 – 38
• 2024 Emergency Note Fund (137)	39 – 40
• Child Safety Fund (12)	41 – 42
• COA-Developers Escrow & Park-Land Fund (96)	43 – 45
• Riverwood TUIRZ#2 Fund (63)	46 – 47

CITY OF ANGLETON
APPROVED BUDGET
AS OF: JUNE 30TH, 2025

13 -KEEP ANGELTON BEAUTIFUL

	2022-2023 ACTUAL	2023-2024 ACTUAL	(----- ORIGINAL BUDGET	2024-2025 AMENDED BUDGET	-----) Y-T-D ACTUAL	2025-2026 PROPOSED BUDGET
REVENUES						
<u>UTILITIES INCOME</u>						
13-300-300 KAB Grant Revenue	0	12,193	0	10,062	0	0
13-300-303 KAB-MEMBERSHIPS	0	0	0	0	8,690	0
13-300-306 TRASH BAG REVENUE	7,939	9,830	8,800	8,800	7,950	9,000
TOTAL UTILITIES INCOME	7,939	22,023	8,800	18,862	16,640	9,000
<u>PARKS & RECREATION</u>						
13-300-701 TRANSFER FROM GENERAL FUND	0	0	0	0	0	0
TOTAL PARKS & RECREATION	0	0	0	0	0	0
<u>MISCELLANEOUS</u>						
13-300-800 INTEREST INCOME	1,358	1,421	100	100	442	100
13-300-804 KAB DONATIONS	37,862	41,986	39,000	39,000	27,829	36,840
13-300-805 DONATIONS	0	0	7,500	7,500	1,250	7,500
13-300-810 KAB AWARDS	0	0	0	0	0	0
13-300-811 TRANS FROM GF-COURT FINES	0	0	0	0	0	0
13-300-812 KAB-WASTE CONNECTION INCOME	6,000	6,000	6,000	6,000	4,000	6,000
13-300-813 PLANTER ADVERTISING	0	0	0	0	0	0
13-300-899 MISCELLANEOUS	(326)	0	0	0	0	0
TOTAL MISCELLANEOUS	44,893	49,406	52,600	52,600	33,520	50,440
<u>TRANSFERS</u>						
13-300-900 TRANSFER FROM FUND BALANCE	0	0	0	0	0	0
13-300-901 TRANSFER FROM GF BALANCE	25,200	0	0	0	0	0
TOTAL TRANSFERS	25,200	0	0	0	0	0
<u>TOTAL REVENUES</u>	78,032	71,429	61,400	71,462	50,160	59,440
	=====	=====	=====	=====	=====	=====

13 -KEEP ANGELTON BEAUTIFUL
00-ADMINISTRATION

		(----- 2024-2025 -----)					2025-2026
		2022-2023	2023-2024	ORIGINAL	AMENDED	Y-T-D	PROPOSED
EXPENDITURES		ACTUAL	ACTUAL	BUDGET	BUDGET	ACTUAL	BUDGET
<u>PERSONNEL SERVICES</u>							
13-500-105	KAB - SALARIES	0	0	0	0	963	1,750
13-500-110	KAB - OVERTIME	0	0	0	0	0	0
13-500-115	KAB - LONGEVITY	0	0	0	0	0	0
13-500-126	KAB - CERTIFICATION	0	0	0	0	0	0
13-500-135	KAB - FICA	0	0	0	0	74	134
13-500-140	KAB - HEALTH INS	0	0	0	0	0	0
13-500-145	KAB - WORKER'S COMP	0	0	0	0	0	0
13-500-155	KAB - RETIREMENT	0	0	0	0	115	210
13-500-185	KAB - PARYOLL ACCRUAL	0	0	0	0	0	0
TOTAL PERSONNEL SERVICES		0	0	0	0	1,151	2,094
<u>SUPPLIES</u>							
13-500-203	KAB - APPAREL	0	0	450	450	0	450
13-500-205	KAB - GENERAL SUPPLIES	25	6	1,000	1,000	130	500
13-500-206	KAB - EDUCATION SUPPLIES	0	0	0	0	0	0
13-500-207	KAB - AWARDS & RECOGNITION	0	226	450	450	74	250
13-500-210	KAB - OFFICE SUPPLIES	0	0	0	0	0	0
TOTAL SUPPLIES		25	232	1,900	1,900	204	1,200
<u>REPAIR & MAINTENANCE</u>							
13-500-325	KAB - R&M OTHER	0	0	0	0	0	0
TOTAL REPAIR & MAINTENANCE		0	0	0	0	0	0
<u>SERVICES</u>							
13-500-406	KAB - CLEAN UP COST	6,629	19,278	11,174	11,174	16,073	20,000
13-500-407	KAB - BEAUTIFICATION	10,986	6,138	14,000	33,000	11,250	23,500
13-500-408	KAB - EDUCATION	244	240	500	500	260	500
13-500-420	KAB - DUES & SUBSCRIPTIONS	1,638	1,655	1,800	1,800	387	1,800
13-500-425	KAB - TRAVEL & TRAINING	5,746	152	9,000	4,200	0	5,600
13-500-430	KAB - PLANTER MAINTENANCE	1,180	0	1,000	1,000	0	1,000
13-500-455	KAB - CONTRACT LABOR	0	0	0	750	0	750
13-500-466	KAB - ADVERTISING	1,880	7,168	2,000	2,000	1,000	2,000
13-500-468	KAB - AWARD EXPENSE	0	0	0	0	0	0
TOTAL SERVICES		28,303	34,630	39,474	54,424	28,970	55,150
<u>MISCELLANEOUS</u>							
13-500-525	KAB - APPRECIATION BOARD	0	166	550	550	0	550
13-500-555	KAB - BAD DEBT EXPENSE	0	0	0	0	0	0
TOTAL MISCELLANEOUS		0	166	550	550	0	550

13 -KEEP ANGELTON BEAUTIFUL
00-ADMINISTRATION

		2022-2023	2023-2024	(-----	2024-2025	-----)	2025-2026
		ACTUAL	ACTUAL	ORIGINAL	AMENDED	Y-T-D	PROPOSED
EXPENDITURES				BUDGET	BUDGET	ACTUAL	BUDGET
<hr/>							
<u>CAPITAL EXPENDITURES</u>							
13-500-605	KAB - CAPITAL EXPENSE	0	0	0	0	0	0
13-500-615	INFRASTRUCTURE CE	18,250	18,250	19,165	0	0	0
13-500-625	EQUIPMENT CE	18,000	0	0	0	0	0
	TOTAL CAPITAL EXPENDITURES	36,250	18,250	19,165	0	0	0
<hr/>							
<u>OTHER</u>							
13-500-700	TRANSFER TO FUND BALANCE	0	0	311	1,541	0	446
13-500-701	TRANSFER TO GENERAL FUND	0	0	0	13,047	13,047	0
13-500-717	TRANSFER TO FUND 117	0	0	0	0	0	0
	TOTAL OTHER	0	0	311	14,588	13,047	446
<hr/>							
TOTAL 00-ADMINISTRATION		64,577	53,278	61,400	71,462	43,373	59,440
<hr/>							
TOTAL EXPENDITURES		64,577	53,278	61,400	71,462	43,373	59,440
		=====	=====	=====	=====	=====	=====
REVENUE OVER/ (UNDER) EXPENDITURES		13,455	18,151	0	0	6,787	0
		=====	=====	=====	=====	=====	=====

80 -POLICE DONATION FUND

	2022-2023 ACTUAL	2023-2024 ACTUAL	(----- ORIGINAL BUDGET	2024-2025 AMENDED BUDGET	----- Y-T-D ACTUAL	2025-2026 PROPOSED BUDGET
REVENUES						
<u>UTILITIES INCOME</u>						
80-300-305 DONATIONS-POLICE FIRE RANGE	0	0	0	0	0	0
80-300-306 DONATIONS-SHOP WITH A COP	32,677	11,527	16,300	16,300	18,789	16,300
80-300-307 FENCE DONATIONS	0	0	0	0	0	0
TOTAL UTILITIES INCOME	32,677	11,527	16,300	16,300	18,789	16,300
<u>MISCELLANEOUS</u>						
80-300-800 INTEREST INCOME	736	711	25	25	174	150
80-300-825 DONATIONS (SWAT TEAM)	0	0	0	0	0	0
80-300-826 OFFICER FLOWER FUND	0	0	0	0	0	0
80-300-830 POLICE-McGRUFF DONATIONS	0	0	0	0	0	0
80-300-899 MISCELLANEOUS	200	0	0	0	0	0
TOTAL MISCELLANEOUS	936	711	25	25	174	150
<u>TRANSFERS</u>						
80-300-995 TRANSFER FROM FUND BALANCE	0	0	0	0	0	0
TOTAL TRANSFERS	0	0	0	0	0	0
<u>TOTAL REVENUES</u>	33,613	12,238	16,325	16,325	18,963	16,450
	=====	=====	=====	=====	=====	=====

80 -POLICE DONATION FUND
25-POLICE DEPARTMENT

		2022-2023	2023-2024	(----- 2024-2025 -----)		2025-2026
		ACTUAL	ACTUAL	ORIGINAL	AMENDED	PROPOSED
EXPENDITURES				BUDGET	BUDGET	BUDGET
					Y-T-D	
					ACTUAL	
<hr/>						
SUPPLIES						
80-525-256	MCGUFF UNIFORM	0	0	0	0	0
TOTAL SUPPLIES		0	0	0	0	0
<hr/>						
SERVICES						
80-525-426	SPECIAL SERV/OFFICER FLOWER	0	0	0	0	0
80-525-427	PD FENCE CONSTRUCTION	0	0	0	0	0
80-525-430	POLICE-McGRUFF EXPENSE	0	0	0	0	0
80-525-453	POLICE-FIRE RANGE	0	0	0	0	0
80-525-454	SHOP WITH A COP PROGRAM	15,268	15,000	16,300	15,000	16,450
TOTAL SERVICES		15,268	15,000	16,300	15,000	16,450
<hr/>						
OTHER						
80-525-701	TRANSFER TO FUND BALANCE	0	0	25	0	0
TOTAL OTHER		0	0	25	0	0
<hr/>						
TOTAL 25-POLICE DEPARTMENT		15,268	15,000	16,325	15,000	16,450

80 -POLICE DONATION FUND
26-ANIMAL CONTROL

EXPENDITURES	2022-2023 ACTUAL	2023-2024 ACTUAL	(----- ORIGINAL BUDGET	2024-2025 AMENDED BUDGET	-----) Y-T-D ACTUAL	2025-2026 PROPOSED BUDGET
OTHER						
80-526-701 TRANSFER TO FUND 101	0	0	0	0	0	0
TOTAL OTHER	0	0	0	0	0	0
TOTAL 26-ANIMAL CONTROL	0	0	0	0	0	0
TOTAL EXPENDITURES	15,268	15,000	16,325	16,325	15,000	16,450
REVENUE OVER/ (UNDER) EXPENDITURES	18,345	(2,762)	0	0	3,963	0

CITY OF ANGLETON
APPROVED BUDGET
AS OF: JUNE 30TH, 2025

Item 5.

10 -POLICE DRUG CONFISCATION

	2022-2023 ACTUAL	2023-2024 ACTUAL	(----- ORIGINAL BUDGET	2024-2025 AMENDED BUDGET	-----) Y-T-D ACTUAL	2025-2026 PROPOSED BUDGET
REVENUES						
<u>FINES & PENALTIES</u>						
10-300-410 COURT FORFEITURES	48	0	0	0	0	0
10-300-420 DRUG CONFISCATION	1,750	0	1,000	1,000	0	20,000
10-300-425 REVENUE FROM US CUSTOMES SERVI	0	0	0	0	0	0
TOTAL FINES & PENALTIES	1,798	0	1,000	1,000	0	20,000
<u>MISCELLANEOUS</u>						
10-300-800 INTEREST INCOME	454	415	0	0	37	0
10-300-801 SEIZURE ACCT-INTEREST INCOME	0	0	0	0	0	0
10-300-826 OFFICER FLOWER FUND	0	0	0	0	0	0
10-300-899 MISCELLANEOUS	27,545	23,619	0	0	0	0
TOTAL MISCELLANEOUS	27,999	24,035	0	0	37	0
<u>TRANSFERS</u>						
10-300-901 TRANSFER FROM GEN FUND	0	0	0	0	0	0
10-300-995 TRANSF-FUND BALANCE	0	0	0	0	0	50,000
TOTAL TRANSFERS	0	0	0	0	0	50,000
 TOTAL REVENUES	 29,797	 24,035	 1,000	 1,000	 37	 70,000
	=====	=====	=====	=====	=====	=====

10 -POLICE DRUG CONFISCATION
25-POLICE DEPARTMENT

		(----- 2024-2025 -----)					2025-2026
		2022-2023	2023-2024	ORIGINAL	AMENDED	Y-T-D	PROPOSED
EXPENDITURES		ACTUAL	ACTUAL	BUDGET	BUDGET	ACTUAL	BUDGET
<u>SUPPLIES</u>							
10-525-226	SMALL EQUIPMENT	0	1,108	0	0	0	0
TOTAL SUPPLIES		0	1,108	0	0	0	0
<u>SERVICES</u>							
10-525-405	TELEPHONE EXPENSE	0	0	0	0	0	0
10-525-410	FORFEITURE	0	0	0	0	0	0
10-525-426	SPECIAL SEV/OFFICER FLOWER FD	0	0	0	0	0	0
10-525-427	PD FENCE PROJECT	0	0	0	0	0	0
10-525-428	VEHICLE EXPENSE	0	0	0	0	0	70,000
10-525-453	FIRING RANGE	0	0	0	0	0	0
10-525-460	CONFISCATION-OTHER SERVI	0	0	0	0	0	0
10-525-499	MISCELLANEOUS	0	455	0	0	498	0
TOTAL SERVICES		0	455	0	0	498	70,000
<u>CAPITAL EXPENDITURES</u>							
10-525-625	CE-EQUIPMENT	32,458	0	0	0	0	0
TOTAL CAPITAL EXPENDITURES		32,458	0	0	0	0	0
<u>OTHER</u>							
10-525-701	TRANSFER TO FUND BALANCE	0	0	1,000	1,000	0	0
10-525-702	TRANSFER TO GENERAL FUND	0	0	0	0	0	0
10-525-742	TRANSFER TO GRANT911 VOICE REC	0	0	0	0	0	0
TOTAL OTHER		0	0	1,000	1,000	0	0
TOTAL 25-POLICE DEPARTMENT		32,458	1,563	1,000	1,000	498	70,000
TOTAL EXPENDITURES		32,458	1,563	1,000	1,000	498	70,000
REVENUE OVER/ (UNDER) EXPENDITURES		(2,661)	22,472	0	0	(461)	0

101-A/C DONATIONS

	2022-2023	2023-2024	(----- 2024-2025 -----)	2025-2026		
REVENUES	ACTUAL	ACTUAL	ORIGINAL BUDGET	AMENDED BUDGET	Y-T-D ACTUAL	PROPOSED BUDGET
<hr/>						
UTILITIES INCOME						
101-300-300 A/C DONATIONS	18,484	10,611	12,000	12,000	80	6,000
101-300-380 TRANSFER FROM FUND 80	<u>0</u>	<u>0</u>	<u>0</u>	<u>0</u>	<u>0</u>	<u>0</u>
TOTAL UTILITIES INCOME	18,484	10,611	12,000	12,000	80	6,000
<hr/>						
MISCELLANEOUS						
101-300-800 INTEREST INCOME	72	809	0	0	239	300
101-300-850 TRANSFER FROM FUND BALANCE	<u>0</u>	<u>0</u>	<u>0</u>	<u>0</u>	<u>0</u>	<u>10,000</u>
TOTAL MISCELLANEOUS	72	809	0	0	239	10,300
<hr/>						
TOTAL REVENUES	18,556	11,419	12,000	12,000	319	16,300
	=====	=====	=====	=====	=====	=====

CITY OF ANGLETON
APPROVED BUDGET
AS OF: JUNE 30TH, 2025

Item 5.

101-A/C DONATIONS
26-ANIMAL CONTROL

		2022-2023	2023-2024	(----- 2024-2025 -----)		2025-2026
		ACTUAL	ACTUAL	ORIGINAL	AMENDED	PROPOSED
EXPENDITURES				BUDGET	BUDGET	BUDGET
					Y-T-D	
					ACTUAL	
<hr/>						
SUPPLIES						
101-526-203	APPAREL	0	0	0	0	0
101-526-204	MEDICAL SUPPLIES & EQUIPMENT	0	0	5,000	5,000	8,000
101-526-205	A/C SUPPLIES	20,016	0	5,000	5,000	5,000
101-526-215	A/C EQUIPMENT	0	0	2,000	2,000	3,300
	TOTAL SUPPLIES	20,016	0	12,000	12,000	16,300
<hr/>						
OTHER						
101-526-701	TRANSFER TO FUND BALANCE	0	0	0	0	0
	TOTAL OTHER	0	0	0	0	0
<hr/>						
TOTAL 26-ANIMAL CONTROL		20,016	0	12,000	12,000	16,300
<hr/>						
TOTAL EXPENDITURES		20,016	0	12,000	12,000	16,300
		=====	=====	=====	=====	=====
REVENUE OVER/(UNDER) EXPENDITURES		(1,461)	11,419	0	0	319
		=====	=====	=====	=====	=====

07 -MC TECHNOLOGY FUND

	2022-2023	2023-2024	(----- 2024-2025 -----)	2025-2026		
REVENUES	ACTUAL	ACTUAL	ORIGINAL BUDGET	AMENDED BUDGET	Y-T-D ACTUAL	PROPOSED BUDGET
<u>FINES & PENALTIES</u>						
07-300-407 MC-TECHNOLOGY FUND REVENUE	10,508	10,775	10,000	10,000	9,837	0
TOTAL FINES & PENALTIES	10,508	10,775	10,000	10,000	9,837	0
<u>PARKS & RECREATION</u>						
07-300-700 TRANSFER FROM FUND BALANCE	0	0	0	0	0	0
TOTAL PARKS & RECREATION	0	0	0	0	0	0
<u>MISCELLANEOUS</u>						
07-300-800 INTEREST INCOME	245	370	0	0	107	0
TOTAL MISCELLANEOUS	245	370	0	0	107	0
<u>TRANSFERS</u>						
07-300-900 TRANSFER FROM GEN FUND 01	0	0	0	0	0	0
TOTAL TRANSFERS	0	0	0	0	0	0
 TOTAL REVENUES	 10,753	 11,145	 10,000	 10,000	 9,944	 0
	=====	=====	=====	=====	=====	=====

07 -MC TECHNOLOGY FUND
20-COURTS

EXPENDITURES	2022-2023 ACTUAL	2023-2024 ACTUAL	(----- ORIGINAL BUDGET	2024-2025 AMENDED BUDGET	----- Y-T-D ACTUAL	2025-2026 PROPOSED BUDGET
<hr/>						
<u>SUPPLIES</u>						
07-520-210 OFFICE SUPPLIES	0	0	0	0	0	0
TOTAL SUPPLIES	0	0	0	0	0	0
<hr/>						
<u>REPAIR & MAINTENANCE</u>						
07-520-310 EQUIPMENT MAINTENANCE-FEE/YR	1,177	0	0	0	20,062	0
TOTAL REPAIR & MAINTENANCE	1,177	0	0	0	20,062	0
<hr/>						
<u>SERVICES</u>						
07-520-415 LEGAL / PROFESSIONAL	0	0	0	0	0	0
TOTAL SERVICES	0	0	0	0	0	0
<hr/>						
<u>CAPITAL EXPENDITURES</u>						
07-520-625 MC TECH EQUIPMENT	8,069	1,159	0	0	2,613	0
07-520-630 FIBER LINE EXPENSE	0	0	0	0	0	0
TOTAL CAPITAL EXPENDITURES	8,069	1,159	0	0	2,613	0
<hr/>						
<u>OTHER</u>						
07-520-700 TRANSFER TO FUND BALANCE	0	0	10,000	10,000	0	0
07-520-701 TRANSFER TO GL (LP)	0	0	0	0	0	0
TOTAL OTHER	0	0	10,000	10,000	0	0
<hr/>						
TOTAL 20-COURTS	9,246	1,159	10,000	10,000	22,675	0
<hr/>						
TOTAL EXPENDITURES	9,246	1,159	10,000	10,000	22,675	0
<hr/>						
REVENUE OVER/(UNDER) EXPENDITURES	1,507	9,986	0	0	(12,731)	0
<hr/>						

CITY OF ANGLETON
APPROVED BUDGET
AS OF: JUNE 30TH, 2025

Item 5.

08 -MC-BUILDING SECURITY FUND

	2022-2023	2023-2024	(----- 2024-2025 -----)	2025-2026		
REVENUES	ACTUAL	ACTUAL	ORIGINAL BUDGET	AMENDED BUDGET	Y-T-D ACTUAL	PROPOSED BUDGET
<hr/>						
<u>FINES & PENALTIES</u>						
08-300-408 MC-BUILDING SECURITY REVENUE	13,407	13,592	5,500	5,500	11,936	0
TOTAL FINES & PENALTIES	13,407	13,592	5,500	5,500	11,936	0
<hr/>						
<u>MISCELLANEOUS</u>						
08-300-800 INTEREST	1,291	1,024	0	0	308	0
TOTAL MISCELLANEOUS	1,291	1,024	0	0	308	0
<hr/>						
<u>TRANSFERS</u>						
08-300-900 TRANSFER FROM FUND BALANCE	0	0	0	0	0	0
TOTAL TRANSFERS	0	0	0	0	0	0
<hr/>						
TOTAL REVENUES	14,698	14,615	5,500	5,500	12,244	0
	=====	=====	=====	=====	=====	=====

08 -MC-BUILDING SECURITY FUND
20-COURTS

	2022-2023 ACTUAL	2023-2024 ACTUAL	(----- ORIGINAL BUDGET	2024-2025 AMENDED BUDGET	----- Y-T-D ACTUAL	2025-2026 PROPOSED BUDGET
EXPENDITURES						
<u>SUPPLIES</u>						
08-520-205 SECURITY FUND-GENERAL SUPPLIES	0	0	0	0	0	0
08-520-220 POSTAGE	0	0	0	0	0	0
TOTAL SUPPLIES	0	0	0	0	0	0
<u>SERVICES</u>						
08-520-405 MC-SEC-AIR TIME USAGE	0	0	0	0	0	0
08-520-420 DUES & SUBSCRIPTIONS	0	0	0	0	0	0
08-520-425 MC-SECURITY-TRAVEL & TRINING	0	0	0	0	0	0
TOTAL SERVICES	0	0	0	0	0	0
<u>CAPITAL EXPENDITURES</u>						
08-520-625 SECURITY FUND EQUIPMENT	227	0	0	0	37	0
08-520-626 SECURITY FUND SMALL EQUIPMENT	0	0	0	0	0	0
TOTAL CAPITAL EXPENDITURES	227	0	0	0	37	0
<u>OTHER</u>						
08-520-700 TRANSFER TO FUND BALANCE	0	0	5,500	5,500	0	0
08-520-701 TRANSFER TO GENERAL FUND	5,000	5,000	0	0	5,000	0
TOTAL OTHER	5,000	5,000	5,500	5,500	5,000	0
 TOTAL 20-COURTS	 5,227	 5,000	 5,500	 5,500	 5,037	 0
 TOTAL EXPENDITURES	 5,227	 5,000	 5,500	 5,500	 5,037	 0
	=====	=====	=====	=====	=====	=====
REVENUE OVER/ (UNDER) EXPENDITURES	9,471	9,615	0	0	7,207	0
	=====	=====	=====	=====	=====	=====

78 -CSTF COURT FUND

REVENUES	2022-2023 ACTUAL	2023-2024 ACTUAL	(----- ORIGINAL BUDGET	2024-2025 AMENDED BUDGET	----- Y-T-D ACTUAL	2025-2026 PROPOSED BUDGET
<u>FINES & PENALTIES</u>						
78-300-478 CSTF COURT REVENUE	0	0	0	0	920	20,000
TOTAL FINES & PENALTIES	0	0	0	0	920	20,000
<u>PARKS & RECREATION</u>						
78-300-700 TRANSFER FROM FUND BALANCE	0	0	0	0	0	0
TOTAL PARKS & RECREATION	0	0	0	0	0	0
<u>MISCELLANEOUS</u>						
78-300-800 INTEREST	0	0	0	0	0	0
TOTAL MISCELLANEOUS	0	0	0	0	0	0
 TOTAL REVENUES	 0	 0	 0	 0	 920	 20,000
	=====	=====	=====	=====	=====	=====

78 -CSTF COURT FUND
20-COURTS

		(----- 2024-2025 -----)					2025-2026
		2022-2023	2023-2024	ORIGINAL	AMENDED	Y-T-D	PROPOSED
EXPENDITURES		ACTUAL	ACTUAL	BUDGET	BUDGET	ACTUAL	BUDGET
<u>SUPPLIES</u>							
78-520-210	OFFICE SUPPLY	0	0	0	0	0	0
78-520-220	POSTAGE	0	0	0	0	0	0
TOTAL SUPPLIES		0	0	0	0	0	0
<u>REPAIR & MAINTENANCE</u>							
78-520-310	EQUIPMENT MAINTENANCE FEE	0	0	0	0	0	20,000
TOTAL REPAIR & MAINTENANCE		0	0	0	0	0	20,000
<u>SERVICES</u>							
78-520-415	LEGAL/PROFESSIONAL	0	0	0	0	0	0
78-520-420	DUE AND SUBSCRIPTIONS	0	0	0	0	0	0
78-520-425	MC-SECURITY TRAVEL	0	0	0	0	0	5,000
TOTAL SERVICES		0	0	0	0	0	5,000
<u>CAPITAL EXPENDITURES</u>							
78-520-625	MC TECH EQUIPMENT	0	0	0	0	0	2,500
78-520-630	FIBER LINE EXPENSE	0	0	0	0	0	0
TOTAL CAPITAL EXPENDITURES		0	0	0	0	0	2,500
<u>OTHER</u>							
78-520-700	TRANSFER TO FUND BALANCE	0	0	0	0	0	0
78-520-701	TRANSFER TO GF	0	0	0	0	0	0
TOTAL OTHER		0	0	0	0	0	0
TOTAL 20-COURTS		0	0	0	0	0	27,500
TOTAL EXPENDITURES		0	0	0	0	0	27,500
REVENUE OVER/ (UNDER) EXPENDITURES		0	0	0	0	920	(7,500)

04 -HOTEL/MOTEL TAX FUND

REVENUES	2022-2023 ACTUAL	2023-2024 ACTUAL	(----- ORIGINAL BUDGET	2024-2025 AMENDED BUDGET	----- Y-T-D ACTUAL	2025-2026 PROPOSED BUDGET
<u>OTHER TAXES</u>						
04-300-205 HOTEL/MOTEL TAX	226,851	273,764	200,000	200,000	73,684	245,000
TOTAL OTHER TAXES	226,851	273,764	200,000	200,000	73,684	245,000
<u>MISCELLANEOUS</u>						
04-300-800 INTEREST INCOME	5,746	1,859	0	0	187	0
04-300-892 SISTER CITY INITIATIVE	0	0	0	0	0	0
04-300-899 MISCELLANEOUS INCOME	306	0	0	0	0	0
TOTAL MISCELLANEOUS	6,052	1,859	0	0	187	0
<u>TRANSFERS</u>						
04-300-900 TRANSFER FROM FUND BALANCE	0	0	81,568	81,568	0	0
04-300-901 TRANSFER FROM GEN FUND	0	0	0	0	0	0
04-300-903 TRANSFER FROM WATER	0	0	0	0	0	0
TOTAL TRANSFERS	0	0	81,568	81,568	0	0
TOTAL REVENUES	232,903	275,623	281,568	281,568	73,871	245,000
	=====	=====	=====	=====	=====	=====

04 -HOTEL/MOTEL TAX FUND
75-HOTEL/MOTEL

		(----- 2024-2025 -----)					2025-2026
		2022-2023	2023-2024	ORIGINAL	AMENDED	Y-T-D	PROPOSED
EXPENDITURES		ACTUAL	ACTUAL	BUDGET	BUDGET	ACTUAL	BUDGET
<u>PERSONNEL SERVICES</u>							
04-575-105	HOT/MOT - SALARIES	128,749	126,432	90,242	90,242	76,409	84,605
04-575-110	HOT/MOT - OVERTIME	809	3,589	0	0	2,053	0
04-575-115	HOT/MOT - LONGEVITY	727	630	270	270	0	675
04-575-125	HOT/MOT - AUTO ALLOWANCE	4,200	3,577	1,800	1,800	1,039	0
04-575-126	HOT/MOT - CERTIFICATION	911	669	360	360	208	0
04-575-128	HOT/MOT - SPECIAL JOB PAY	0	0	0	0	0	0
04-575-135	HOT/MOT - FICA	10,343	9,881	6,952	6,952	6,091	6,552
04-575-140	HOT/MOT - HEALTH INS	24,956	16,988	17,266	17,266	10,372	10,327
04-575-141	HOT/MOT - INS SUBSIDY	0	0	0	0	(1,051)	0
04-575-142	HOT/MOT - INS COMMISSION	0	0	0	0	0	0
04-575-143	HOT/MOT- PHONE ALLOWANCE	720	720	0	0	28	0
04-575-145	HOT/MOT - WORKERS COMP	0	0	160	160	0	25
04-575-150	HOT/MOT - UNEMPLOYMENT	0	0	0	0	0	0
04-575-155	HOT/MOT - RETIREMENT	15,586	15,318	10,868	10,868	9,296	10,230
04-575-165	HOT/MOT - MEDICAL EXPENSE	0	0	0	0	0	0
04-575-185	HOT/MOT - PAYROLL ACCRUAL	135	(2,480)	0	0	(916)	0
TOTAL PERSONNEL SERVICES		187,136	175,324	127,918	127,918	103,528	112,414
<u>SUPPLIES</u>							
04-575-205	HOT/MOT - GENERAL SUPPLIES	996	937	1,000	1,000	967	1,000
04-575-215	HOT-MURRALS- (ART WORK)	14,821	9,473	20,000	20,000	0	0
TOTAL SUPPLIES		15,817	10,410	21,000	21,000	967	1,000
<u>REPAIR & MAINTENANCE</u>							
04-575-310	HOT/MOT - R&M EQUIPMENT	0	0	0	0	0	0
TOTAL REPAIR & MAINTENANCE		0	0	0	0	0	0
<u>SERVICES</u>							
04-575-405	HOT/MOT - PHONES	644	2,423	720	720	540	0
04-575-420	HOT/MOT - DUES/SUBSCRIPTIONS	3,217	4,182	4,500	4,500	1,492	4,500
04-575-425	HOT/MOT - TRAVEL/TRAINING	4,000	3,318	4,000	4,000	352	2,500
04-575-455	HOT/MOT - CONTRACT LABOR	6,300	1,928	0	0	6,838	0
04-575-460	HOT/MOT - SOFTWARE MAINT FEES	5,000	5,000	5,000	5,000	0	5,000
04-575-464	HOT/MOT - SPECIAL EVENTS	53,428	39,619	50,000	50,000	29,956	50,000
04-575-466	HOT/MOT - ADVERTISING	63,490	66,819	65,000	65,000	29,877	65,000
04-575-499	H/M - MISCELLANEOUS	0	8,403	0	0	0	0
TOTAL SERVICES		136,079	131,692	129,220	129,220	69,053	127,000
<u>MISCELLANEOUS</u>							
04-575-506	H/M - BUSINESS EXPENSE	524	252	500	500	109	500
04-575-520	HOT/MOT - CONTINGENCY	0	0	0	0	0	0
04-575-550	HOT/MOT - VISITOR CENTER	77	0	1,000	1,000	0	0
TOTAL MISCELLANEOUS		600	252	1,500	1,500	109	500

04 -HOTEL/MOTEL TAX FUND
75-HOTEL/MOTEL

		2022-2023	2023-2024	(----- 2024-2025 -----)		2025-2026	
EXPENDITURES		ACTUAL	ACTUAL	ORIGINAL BUDGET	AMENDED BUDGET	Y-T-D ACTUAL	PROPOSED BUDGET
<hr/>							
<u>CAPITAL EXPENDITURES</u>							
04-575-623	H/M - CAPITAL	0	0	0	0	0	0
04-575-625	HOT/MOT - EQUIPMENT CE	0	0	0	0	0	0
TOTAL CAPITAL EXPENDITURES		0	0	0	0	0	0
<hr/>							
<u>OTHER</u>							
04-575-700	TRANSFER TO FUND BALANCE	0	0	1,930	1,930	0	0
04-575-701	TRANSFER TO GF FOR ADMIN SERV	25,000	14,583	0	0	0	0
TOTAL OTHER		25,000	14,583	1,930	1,930	0	0
<hr/>							
TOTAL 75-HOTEL/MOTEL		364,632	332,262	281,568	281,568	173,657	240,914
<hr/>							
TOTAL EXPENDITURES		364,632	332,262	281,568	281,568	173,657	240,914
		=====	=====	=====	=====	=====	=====
REVENUE OVER/ (UNDER) EXPENDITURES		(131,729)	(56,639)	0	0	(99,787)	4,086
		=====	=====	=====	=====	=====	=====

117-DOWNTOWN REVITALIZATION

REVENUES	2022-2023 ACTUAL	2023-2024 ACTUAL	(----- 2024-2025 -----)			2025-2026 PROPOSED BUDGET
			ORIGINAL BUDGET	AMENDED BUDGET	Y-T-D ACTUAL	
<u>UTILITIES INCOME</u>						
117-300-300 DONATION REVENUE	3,141	0	10,000	10,000	0	0
117-300-301 CITY'S PARTICIPATION	0	0	0	0	0	0
117-300-315 SPECIAL EVENTS REVENUE	0	0	0	0	0	0
TOTAL UTILITIES INCOME	3,141	0	10,000	10,000	0	0
<u>PARKS & RECREATION</u>						
117-300-700 TRANSFER FROM FUND BALANCE	0	0	0	0	0	0
117-300-701 TRANSFER FROM GENERAL FUND	0	0	0	0	0	0
117-300-713 TRANSFER FROM KAB	0	0	0	0	0	0
TOTAL PARKS & RECREATION	0	0	0	0	0	0
<u>MISCELLANEOUS</u>						
117-300-800 INTEREST INCOME	148	226	0	0	56	0
TOTAL MISCELLANEOUS	148	226	0	0	56	0
<u>TRANSFERS</u>						
117-300-900 TRANSFER FROM FUND BALANCE	0	0	0	0	0	0
TOTAL TRANSFERS	0	0	0	0	0	0
<u>TOTAL REVENUES</u>	3,289	226	10,000	10,000	56	0
	=====	=====	=====	=====	=====	=====

CITY OF ANGLETON
APPROVED BUDGET
AS OF: JUNE 30TH, 2025

117-DOWNTOWN REVITALIZATION
00-ADMINISTRATION

		(------ 2024-2025 -----)					2025-2026
		2022-2023	2023-2024	ORIGINAL	AMENDED	Y-T-D	PROPOSED
EXPENDITURES		ACTUAL	ACTUAL	BUDGET	BUDGET	ACTUAL	BUDGET
<hr/>							
<u>SUPPLIES</u>							
117-500-205	DOWNTOWN-SUPPLIES	0	0	0	0	0	0
117-500-215	SPECIAL EVENTS	0	0	0	0	0	0
TOTAL SUPPLIES		0	0	0	0	0	0
<hr/>							
<u>SERVICES</u>							
117-500-415	DOWNTOWN-STUDY	0	0	0	0	0	0
117-500-425	DOWNTOWN-AWARDS	0	0	10,000	10,000	0	0
TOTAL SERVICES		0	0	10,000	10,000	0	0
<hr/>							
<u>CAPITAL EXPENDITURES</u>							
117-500-625	DOWNTOWN-IMPROVEMENTS	0	0	0	0	0	0
TOTAL CAPITAL EXPENDITURES		0	0	0	0	0	0
<hr/>							
<u>OTHER</u>							
117-500-700	TRANSFER TO FUND BALANCE	0	0	0	0	0	0
TOTAL OTHER		0	0	0	0	0	0
<hr/>							
TOTAL 00-ADMINISTRATION		0	0	10,000	10,000	0	0
<hr/>							
TOTAL EXPENDITURES		0	0	10,000	10,000	0	0
		=====	=====	=====	=====	=====	=====
REVENUE OVER/ (UNDER) EXPENDITURES		3,289	226	0	0	56	0
		=====	=====	=====	=====	=====	=====

11 -COMMUNITY EVENTS

	2022-2023 ACTUAL	2023-2024 ACTUAL	(----- ORIGINAL BUDGET	2024-2025 AMENDED BUDGET	----- Y-T-D ACTUAL	2025-2026 PROPOSED BUDGET
REVENUES						
<u>PARKS & RECREATION</u>						
11-300-700 TRANSF FROM FUND BALANCE	0	0	0	17,950	0	0
11-300-701 TRANSFER FROM GF	0	0	0	0	0	0
TOTAL PARKS & RECREATION	0	0	0	17,950	0	0
<u>MISCELLANEOUS</u>						
11-300-800 MARKET DAYS REV-NOVEMBER	170,275	50,770	57,025	57,025	66,169	65,400
11-300-801 INTEREST INCOME	1,413	1,202	0	0	422	400
11-300-804 ARTISAN MARKET	0	0	0	0	13,200	15,000
11-300-805 MARKET DAYS REV-MARCH	46,840	59,350	57,025	57,025	58,436	60,000
11-300-810 Event Sponsorship	7,700	9,700	10,000	10,000	14,244	10,000
11-300-815 HOC-VENDORS	4,400	0	0	0	0	0
11-300-820 OTHER EVENTS REVENUE	176	0	0	0	1,250	0
TOTAL MISCELLANEOUS	230,804	121,022	124,050	124,050	153,721	150,800
TOTAL REVENUES	230,804	121,022	124,050	142,000	153,721	150,800
	=====	=====	=====	=====	=====	=====

CITY OF ANGLETON
APPROVED BUDGET
AS OF: JUNE 30TH, 2025

11 -COMMUNITY EVENTS
57-ECONOMIC DEVELOPMENT

	2022-2023 ACTUAL	2023-2024 ACTUAL	(----- ORIGINAL BUDGET	2024-2025 AMENDED BUDGET	-----) Y-T-D ACTUAL	2025-2026 PROPOSED BUDGET
EXPENDITURES						
PERSONNEL SERVICES						
11-557-105 EVENTS - SALARIES	1,190	0	0	0	0	0
11-557-110 EVENTS - OVERTIME	0	0	5,000	5,000	0	0
11-557-135 EVENTS - FICA	0	0	0	0	0	0
11-557-140 EVENTS - HEALTH INS	0	0	0	0	0	0
11-557-145 EVENTS - WORKERS COMP	0	0	0	0	0	0
11-557-155 EVENTS - RETIREMENT	0	0	0	0	0	0
TOTAL PERSONNEL SERVICES	1,190	0	5,000	5,000	0	0
SUPPLIES						
11-557-205 EVENTS - GENERAL SUPPLIES	0	0	1,000	1,000	0	0
11-557-212 EVENTS - MAYORS APP DINNER	0	11,452	6,000	6,000	0	6,000
TOTAL SUPPLIES	0	11,452	7,000	7,000	0	6,000
REPAIR & MAINTENANCE						
11-557-310 EVENTS - R&M EQUIPMENT	0	0	0	0	0	0
11-557-315 PROFESSIONAL PRINTING	5,000	5,000	5,000	5,000	0	5,000
11-557-316 HOC-CHARITABLE CONTRIBUTION	0	0	0	0	0	0
TOTAL REPAIR & MAINTENANCE	5,000	5,000	5,000	5,000	0	5,000
SERVICES						
11-557-427 CONCERT IN THE PARK	42,921	52,817	25,000	0	0	25,000
11-557-463 EVENT EXPENSE	250	1,100	5,000	5,000	0	2,500
11-557-464 HEART OF CHRISTMAS	21,329	20,444	20,000	20,000	19,113	20,000
11-557-465 FREEDOM FIREWORKS FESTIVAL	33,620	32,971	35,000	0	20,000	22,500
11-557-466 VOLUNTEER APPRECIATION	0	0	0	0	0	0
TOTAL SERVICES	98,120	107,332	85,000	25,000	39,113	70,000
MISCELLANEOUS						
11-557-506 BUSINESS EXPENSE	0	0	0	0	0	0
11-557-510 Employee Appreciation	0	1,020	0	0	0	0
TOTAL MISCELLANEOUS	0	1,020	0	0	0	0
CAPITAL EXPENDITURES						
11-557-625 CAPITAL EXPENSE	0	0	0	0	0	0
TOTAL CAPITAL EXPENDITURES	0	0	0	0	0	0
OTHER						
11-557-701 TRANSFER TO GENERAL FUND	0	0	22,050	100,000	50,000	50,000
11-557-721 TRANSFER TO FUND BALANCE	0	0	0	0	0	0
TOTAL OTHER	0	0	22,050	100,000	50,000	50,000
TOTAL 57-ECONOMIC DEVELOPMENT	104,310	124,804	124,050	142,000	89,113	131,000
TOTAL EXPENDITURES	104,310	124,804	124,050	142,000	89,113	131,000
REVENUE OVER/(UNDER) EXPENDITURES	126,494	(3,782)	0	0	64,608	19,800

CITY OF ANGLETON
APPROVED BUDGET
AS OF: JUNE 30TH, 2025

Item 5.

107-ANGLETON ESD #3

	2022-2023	2023-2024	(-----	2024-2025	-----)	2025-2026
REVENUES	ACTUAL	ACTUAL	ORIGINAL	AMENDED	Y-T-D	PROPOSED
			BUDGET	BUDGET	ACTUAL	BUDGET
<hr/>						
<u>MISCELLANEOUS</u>						
107-300-800 REVENUE FROM ESD	325,980	371,320	400,188	400,188	342,269	493,453
107-300-801 INTEREST INCOME	283	(7,395)	0	0	2,107	2,000
107-300-826 LEASE PURCHASE REVENUE	0	0	0	0	0	0
TOTAL MISCELLANEOUS	<u>326,263</u>	<u>363,925</u>	<u>400,188</u>	<u>400,188</u>	<u>344,377</u>	<u>495,453</u>
<hr/>						
<u>TRANSFERS</u>						
107-300-907 TRANSFER FROM FUND BALANCE	0	0	0	0	0	0
TOTAL TRANSFERS	<u>0</u>	<u>0</u>	<u>0</u>	<u>0</u>	<u>0</u>	<u>0</u>
<hr/>						
TOTAL REVENUES	326,263	363,925	400,188	400,188	344,377	495,453
	=====	=====	=====	=====	=====	=====

107-ANGLETON ESD #3
30-FIRE DEPARTMENT

		2022-2023	2023-2024	(----- 2024-2025 -----)	2025-2026		
EXPENDITURES		ACTUAL	ACTUAL	ORIGINAL BUDGET	AMENDED BUDGET	Y-T-D ACTUAL	PROPOSED BUDGET
<u>SUPPLIES</u>							
107-530-203	FIRE ESD - APPAREL	3,727	7,533	7,500	7,500	725	7,500
107-530-205	FIRE ESD - GENERAL SUPPLIES	744	2,137	2,500	2,500	0	2,500
107-530-215	FIRE ESD - VEHICLE SUPPLIES	19,230	15,300	10,708	10,708	0	10,708
107-530-220	FIRE ESD - EQUIPMENT SUPPLIES	79,011	88,011	101,000	101,000	11,525	101,000
TOTAL SUPPLIES		102,712	112,982	121,708	121,708	12,250	121,708
<u>REPAIR & MAINTENANCE</u>							
107-530-305	FIRE ESD - R&M VEHICLES	53,149	69,722	37,092	37,092	13,924	37,092
107-530-310	FIRE ESD - R&M EQUIPMENT	11,800	10,641	10,395	10,395	2,786	10,395
107-530-320	FIRE ESD - R&M BUILDINGS	21,174	6,748	33,284	33,284	2,938	33,284
TOTAL REPAIR & MAINTENANCE		86,123	87,111	80,771	80,771	19,648	80,771
<u>SERVICES</u>							
107-530-425	FIRE ESD - TRAVEL/TRAINING	12,484	8,172	12,500	12,500	2,205	12,500
107-530-455	FIRE ESD - CONTRACT LABOR	4,500	0	4,500	4,500	0	4,500
TOTAL SERVICES		16,984	8,172	17,000	17,000	2,205	17,000
<u>MISCELLANEOUS</u>							
107-530-530	FIRE ESD - QTRLY PAYMENT	0	0	0	0	0	0
107-530-599	FIRE ESD - MISCELLANEOUS	30,786	49,990	60,000	60,000	32,670	60,000
TOTAL MISCELLANEOUS		30,786	49,990	60,000	60,000	32,670	60,000
<u>CAPITAL EXPENDITURES</u>							
107-530-610	FIRE ESD - COMPUTER/SOFTWARE	0	0	0	0	0	0
107-530-625	CAPITAL VEHICLES	0	0	0	0	0	0
TOTAL CAPITAL EXPENDITURES		0	0	0	0	0	0
<u>OTHER</u>							
107-530-700	TRANSFER TO FUND BALANCE	0	0	0	0	0	0
107-530-714	TRANSF TO CAPITAL LEASE PAYMEN	0	0	120,709	120,709	0	200,000
TOTAL OTHER		0	0	120,709	120,709	0	200,000
TOTAL 30-FIRE DEPARTMENT		236,605	258,255	400,188	400,188	66,774	479,479
TOTAL EXPENDITURES		236,605	258,255	400,188	400,188	66,774	479,479
		=====	=====	=====	=====	=====	=====
REVENUE OVER/(UNDER) EXPENDITURES		89,658	105,670	0	0	277,603	15,974
		=====	=====	=====	=====	=====	=====

114-CAPITAL LEASE PURCH-GOV

	2022-2023	2023-2024	(----- 2024-2025 -----)	2025-2026		
REVENUES	ACTUAL	ACTUAL	ORIGINAL BUDGET	AMENDED BUDGET	Y-T-D ACTUAL	PROPOSED BUDGET
<hr/>						
<u>UTILITIES INCOME</u>						
114-300-301 TRANSFERRED REV-LOAN	0	50,000	0	0	614,267	0
114-300-302 TRANSFERRED REV-STREET FUND	0	0	0	0	0	0
114-300-303 TRANSFER-WATER FUND	0	0	0	0	0	11,702
114-300-307 TRANSFERRED REVENUE-ESD	0	0	0	0	0	0
114-300-313 TRANSFER FROM EMC	0	0	0	0	0	0
114-300-335 TRANSFER FROM DEV SEV	0	0	0	0	0	0
114-300-360 TRANSFERRED REVENUE-REC CENTER	0	0	0	0	0	0
114-300-383 TRANSFERRED REVENUE- RECYCLING	0	0	0	0	0	0
TOTAL UTILITIES INCOME	0	50,000	0	0	614,267	11,702
<hr/>						
<u>PARKS & RECREATION</u>						
114-300-700 TRANSFER FROM FUND BALANE	0	0	0	0	0	0
TOTAL PARKS & RECREATION	0	0	0	0	0	0
<hr/>						
TOTAL REVENUES	0	50,000	0	0	614,267	11,702
	=====	=====	=====	=====	=====	=====

114-CAPITAL LEASE PURCH-GOV
56-DEBT SERVICE

	2022-2023	2023-2024	(----- 2024-2025 -----)	2025-2026		
EXPENDITURES	ACTUAL	ACTUAL	ORIGINAL BUDGET	AMENDED BUDGET	Y-T-D ACTUAL	PROPOSED BUDGET
<u>SERVICES</u>						
114-556-415 PROFESSIONAL FEES-SET UP	0	0	0	0	0	0
TOTAL SERVICES	0	0	0	0	0	0
<u>MISCELLANEOUS</u>						
114-556-510 INTEREST PAYMENT	0	0	0	0	0	0
114-556-515 PRINCIPAL PAYMENT	0	0	0	0	0	0
TOTAL MISCELLANEOUS	0	0	0	0	0	0
<u>CAPITAL EXPENDITURES</u>						
114-556-610 PARKS EQUIPMENT	0	0	0	0	111,406	0
114-556-615 PW EQUIPMENT	0	0	0	0	322,698	0
114-556-635 DS-VEHICLES	0	0	0	0	33,436	0
TOTAL CAPITAL EXPENDITURES	0	0	0	0	467,539	0
<u>OTHER</u>						
114-556-700 TRANSFER TO FUND BALANCE	0	0	0	0	0	11,702
114-556-701 TRANS-TO GENERAL FUND	0	0	0	0	0	0
TOTAL OTHER	0	0	0	0	0	11,702
TOTAL 56-DEBT SERVICE	0	0	0	0	467,539	11,702
TOTAL EXPENDITURES	0	0	0	0	467,539	11,702
=====						
REVENUE OVER/(UNDER) EXPENDITURES	0	50,000	0	0	146,728	0
=====						

115-CAP LEASE PURCH-ENTERPR

	2022-2023	2023-2024	(----- 2024-2025 -----)	2025-2026		
REVENUES	ACTUAL	ACTUAL	ORIGINAL BUDGET	AMENDED BUDGET	Y-T-D ACTUAL	PROPOSED BUDGET
<hr/>						
UTILITIES INCOME						
115-300-303 TRANSFERRED REVENUE-WATER	0	0	0	0	0	0
TOTAL UTILITIES INCOME	0	0	0	0	0	0
<hr/>						
PARKS & RECREATION						
115-300-700 TRANSFER FROM FUND BALNACE	0	0	0	0	0	0
115-300-701 TRANSFER FROM GF-FOR PW	0	0	0	0	20,975	4,664
TOTAL PARKS & RECREATION	0	0	0	0	20,975	4,664
<hr/>						
TOTAL REVENUES	0	0	0	0	20,975	4,664
	=====	=====	=====	=====	=====	=====

115-CAP LEASE PURCH-ENTERPR
56-DEBT SERVICE

EXPENDITURES	2022-2023 ACTUAL	2023-2024 ACTUAL	(----- ORIGINAL BUDGET	2024-2025 AMENDED BUDGET	-----) Y-T-D ACTUAL	2025-2026 PROPOSED BUDGET
<u>MISCELLANEOUS</u>						
115-556-510 INTEREST PAYMENT	0	0	0	0	0	0
115-556-515 PRINCIPAL PAYMENT	0	0	0	0	0	0
TOTAL MISCELLANEOUS	0	0	0	0	0	0
<u>CAPITAL EXPENDITURES</u>						
115-556-658 PW-VEHICLES	0	0	0	0	34,279	0
TOTAL CAPITAL EXPENDITURES	0	0	0	0	34,279	0
<u>OTHER</u>						
115-556-700 TRANSFER TO FUND BALANCE	0	0	0	0	0	4,664
TOTAL OTHER	0	0	0	0	0	4,664
 TOTAL 56-DEBT SERVICE	 0	 0	 0	 0	 34,279	 4,664
 TOTAL EXPENDITURES	 0	 0	 0	 0	 34,279	 4,664
 REVENUE OVER/(UNDER) EXPENDITURES	 0	 0	 0	 0	 (13,304)	 0

19 -CAPITAL EXP REVOLV FUND

	2022-2023 ACTUAL	2023-2024 ACTUAL	(----- ORIGINAL BUDGET	2024-2025 AMENDED BUDGET	-----) Y-T-D ACTUAL	2025-2026 PROPOSED BUDGET
REVENUES						
<u>PARKS & RECREATION</u>						
19-300-700 TRANSFER FROM FUND BALANCE	0	0	0	0	0	0
TOTAL PARKS & RECREATION	0	0	0	0	0	0
<u>MISCELLANEOUS</u>						
19-300-800 INTEREST REVENUE	11,700	10,009	0	5,000	2,275	800
19-300-801 2012 PIPE LINE REVENUE	0	0	0	0	0	0
19-300-803 2013 PIPE LINE REVENUE	0	0	0	0	0	0
TOTAL MISCELLANEOUS	11,700	10,009	0	5,000	2,275	800
<u>TRANSFERS</u>						
19-300-901 TRANSFER FROM FUND BAL	0	0	0	81,250	0	30,866
19-300-902 TRANSFER FROM STREET FUND	0	0	0	0	0	0
19-300-903 TRANSFER FROM WATER FUND	10,200	0	0	0	0	16,667
19-300-905 TRANSFER FROM GF	0	0	0	0	0	16,667
19-300-941 TRANSFER FROM UNEMPLOYMENT	0	0	0	0	0	35,000
19-300-960 TRANSFER FROM REC CENTER	0	0	0	0	0	0
TOTAL TRANSFERS	10,200	0	0	81,250	0	99,200
<u>TOTAL REVENUES</u>	21,900	10,009	0	86,250	2,275	100,000
	=====	=====	=====	=====	=====	=====

19 -CAPITAL EXP REVOLV FUND
56-DEBT SERVICE

		2022-2023	2023-2024	(-----	2024-2025	-----)	2025-2026
EXPENDITURES		ACTUAL	ACTUAL	ORIGINAL	AMENDED	Y-T-D	PROPOSED
				BUDGET	BUDGET	ACTUAL	BUDGET
<hr/>							
<u>SERVICES</u>							
19-556-415	Legal / Professional	0	11,000	0	0	0	0
19-556-419	TRANSFER TO FUND BALANCE	0	0	0	0	0	0
TOTAL SERVICES		0	11,000	0	0	0	0
<hr/>							
<u>TRANSFERS</u>							
19-556-901	TRANSFER TO GEN FUND-LOAN	0	0	0	86,250	86,250	50,000
19-556-902	TRANSFER TO ST FUND-LOAN	0	0	0	0	0	0
19-556-903	TRANSFER TO WATER FUND-LOAN	0	0	0	0	0	50,000
19-556-941	TRANSFER TO UNEMPLOYMENT	0	0	0	0	0	0
19-556-960	TRANSFER TO REC CENTER	0	0	0	0	0	0
TOTAL TRANSFERS		0	0	0	86,250	86,250	100,000
<hr/>							
TOTAL 56-DEBT SERVICE		0	11,000	0	86,250	86,250	100,000
<hr/>							
TOTAL EXPENDITURES		0	11,000	0	86,250	86,250	100,000
		=====	=====	=====	=====	=====	=====
REVENUE OVER/(UNDER) EXPENDITURES		21,900	(991)	0	0	(83,975)	0
		=====	=====	=====	=====	=====	=====

41 -UNEMPLOYMENT FUND

	2022-2023	2023-2024	(----- 2024-2025 -----)	2025-2026		
REVENUES	ACTUAL	ACTUAL	ORIGINAL BUDGET	AMENDED BUDGET	Y-T-D ACTUAL	PROPOSED BUDGET
<u>LICENSES & PERMITS</u>						
41-300-501 TRANSF FROM GF-500	0	0	0	0	0	0
41-300-502 TRANSFER FROM HR	0	0	0	0	0	0
41-300-505 TRANSF GF-ATTORNEY	0	0	0	0	0	0
41-300-515 TRANSFER FROM FINANCE	0	0	0	0	0	0
41-300-520 TRANSF COURT	50,000	29,167	0	0	0	0
41-300-525 TRANSFER FROM POLICE UNEMP	0	0	0	0	0	0
41-300-526 TRANSFER FROM A/C	0	0	0	0	0	0
41-300-535 TRANSFER FROM DEVE-SERV	0	0	0	0	0	0
41-300-550 TRANSFER FROM PARKS	0	0	0	0	0	0
41-300-558 TRANSFER FROM PUB WRKS	0	0	0	0	0	0
41-300-560 TRANSF FROM WATER-560	0	0	0	0	0	0
41-300-565 TRANSF FROM WATER-565	0	0	0	0	0	0
41-300-571 TRANSFER TO SEWER	0	0	0	0	0	0
TOTAL LICENSES & PERMITS	50,000	29,167	0	0	0	0
<u>GARBAGE</u>						
41-300-660 TRANSF FROM REC CENTER	0	0	0	0	0	0
TOTAL GARBAGE	0	0	0	0	0	0
<u>MISCELLANEOUS</u>						
41-300-800 INTEREST INCOME	714	1,810	0	0	482	400
TOTAL MISCELLANEOUS	714	1,810	0	0	482	400
<u>TRANSFERS</u>						
41-300-900 TRANS FROM FUND BALANCE	0	0	50,000	50,000	0	84,600
41-300-919 TRANS FROM CAPI EXP REV FUND	0	0	0	0	0	0
TOTAL TRANSFERS	0	0	50,000	50,000	0	84,600
<u>TOTAL REVENUES</u>	50,714	30,976	50,000	50,000	482	85,000

41 -UNEMPLOYMENT FUND
00-ADMINISTRATION

EXPENDITURES	2022-2023 ACTUAL	2023-2024 ACTUAL	(----- ORIGINAL BUDGET	2024-2025 AMENDED BUDGET	(----- Y-T-D ACTUAL	2025-2026 PROPOSED BUDGET
<u>SERVICES</u>						
41-500-423 UNEMPLOYMENT EXPENSE	0	0	50,000	50,000	0	50,000
41-500-424 PTO-EXPENSE	0	0	0	0	0	0
TOTAL SERVICES	0	0	50,000	50,000	0	50,000
<u>MISCELLANEOUS</u>						
41-500-502 Unemployment - HR	0	0	0	0	0	0
41-500-515 Unemployment - Finance	0	0	0	0	0	0
41-500-520 MUNI COURT-UNEMPLOYMENT	0	0	0	0	0	0
41-500-525 UNEMPLOYMENT-POLICE	0	1,191	0	0	0	0
41-500-526 ANIMAL CONTROL-UNEMPLOYMENT	0	0	0	0	0	0
41-500-535 DEVE SER-UNEMPLOYMENT	0	0	0	0	0	0
41-500-550 UNEMPLOYMENT-PARKS	0	5,695	0	0	0	0
41-500-558 UNEMPLOYMENT - PUBLIC WORKS	0	674	0	0	0	0
41-500-560 UNEMPLOYMENT-WATER COLL560	0	0	0	0	0	0
41-500-565 UNEMPLOYMENT-WATER 565	0	0	0	0	0	0
41-500-571 Unemployment - Sewer Plant	0	0	0	0	0	0
TOTAL MISCELLANEOUS	0	7,559	0	0	0	0
<u>CAPITAL EXPENDITURES</u>						
41-500-660 UNEMPLOYMENT-REC 506	0	0	0	0	0	0
TOTAL CAPITAL EXPENDITURES	0	0	0	0	0	0
<u>OTHER</u>						
41-500-719 TRANSFER TO CAPITAL FUND	0	0	0	0	0	35,000
41-500-725 TRANSFER TO FUND BALANCE	0	0	0	0	0	0
TOTAL OTHER	0	0	0	0	0	35,000
 TOTAL 00-ADMINISTRATION	 0	 7,559	 50,000	 50,000	 0	 85,000

CITY OF ANGLETON
APPROVED BUDGET
AS OF: JUNE 30TH, 2025

Item 5.

41 -UNEMPLOYMENT FUND
05-ATTORNEY

EXPENDITURES	2022-2023 ACTUAL	2023-2024 ACTUAL	(----- ORIGINAL BUDGET	2024-2025 AMENDED BUDGET	(----- Y-T-D ACTUAL	2025-2026 PROPOSED BUDGET
<u>PERSONNEL SERVICES</u>						
41-505-135 ATTORNEY-FICA	0	0	0	0	0	0
41-505-140 ATTORNEY HEALTH INS	0	0	0	0	0	0
41-505-155 ATTORNEY-RETIREMENT	0	0	0	0	0	0
TOTAL PERSONNEL SERVICES	0	0	0	0	0	0
<u>TOTAL 05-ATTORNEY</u>						
	0	0	0	0	0	0

CITY OF ANGLETON
APPROVED BUDGET
AS OF: JUNE 30TH, 2025

Item 5.

41 -UNEMPLOYMENT FUND
20-COURTS

EXPENDITURES	2022-2023 ACTUAL	2023-2024 ACTUAL	(----- ORIGINAL BUDGET	2024-2025 AMENDED BUDGET	-----) Y-T-D ACTUAL	2025-2026 PROPOSED BUDGET
<hr/>						
MISCELLANEOUS						
41-520-505 RETIRMENT EXPENSE	0	0	0	0	0	0
TOTAL MISCELLANEOUS	0	0	0	0	0	0
<hr/>						
TOTAL 20-COURTS	0	0	0	0	0	0

41 -UNEMPLOYMENT FUND
26-ANIMAL CONTROL

EXPENDITURES	2022-2023 ACTUAL	2023-2024 ACTUAL	(----- ORIGINAL BUDGET	2024-2025 AMENDED BUDGET	-----) Y-T-D ACTUAL	2025-2026 PROPOSED BUDGET
<u>PERSONNEL SERVICES</u>						
41-526-150 ANIMAL CONTROL- UNEMPLOYMENT	0	0	0	0	0	0
TOTAL PERSONNEL SERVICES	0	0	0	0	0	0
 TOTAL 26-ANIMAL CONTROL	 0	 0	 0	 0	 0	 0
 TOTAL EXPENDITURES	 0	 7,559	 50,000	 50,000	 0	 85,000
	=====	=====	=====	=====	=====	=====
REVENUE OVER/(UNDER) EXPENDITURES	50,714	23,417	0	0	482	0
	=====	=====	=====	=====	=====	=====

58 -TIRZ#1 PROPERTY TAX

	2022-2023 ACTUAL	2023-2024 ACTUAL	(----- ORIGINAL BUDGET	2024-2025 AMENDED BUDGET	----- Y-T-D ACTUAL	2025-2026 PROPOSED BUDGET
REVENUES						
<u>AD VALOREM TAXES</u>						
58-300-100 CURRENT TAX	35,180	36,984	18,807	18,807	25,875	25,875
58-300-101 REVENUE FROM ANGLETON DRAINAGE	0	0	1,633	1,633	0	0
TOTAL AD VALOREM TAXES	35,180	36,984	20,440	20,440	25,875	25,875
<u>FINES & PENALTIES</u>						
58-300-400 TAX PENALTIES	0	0	0	0	0	0
TOTAL FINES & PENALTIES	0	0	0	0	0	0
<u>MISCELLANEOUS</u>						
58-300-800 INTEREST INCOME	225	1,800	25	25	642	500
TOTAL MISCELLANEOUS	225	1,800	25	25	642	500
<u>TRANSFERS</u>						
58-300-900 TRANSFER FROM FUND BALANCE	0	0	0	0	0	0
TOTAL TRANSFERS	0	0	0	0	0	0
 TOTAL REVENUES	 35,405	 38,784	 20,465	 20,465	 26,517	 26,375
	=====	=====	=====	=====	=====	=====

CITY OF ANGLETON
APPROVED BUDGET
AS OF: JUNE 30TH, 2025

Item 5.

58 -TIRZ#1 PROPERTY TAX
00-ADMINISTRATION

		2022-2023	2023-2024	(-----	2024-2025	-----)	2025-2026
EXPENDITURES		ACTUAL	ACTUAL	ORIGINAL	AMENDED	Y-T-D	PROPOSED
				BUDGET	BUDGET	ACTUAL	BUDGET
<hr/>							
<u>SERVICES</u>							
58-500-401	REIMBURSEMENT TO COA	0	0	0	0	0	0
58-500-415	PROFESSIONAL FEES	0	0	0	0	0	0
58-500-416	REIMBURSEMENT TO PARTNERS	0	(27,503)	20,440	20,440	0	26,375
58-500-417	REIMBURSEMENT TO ANG DRAIN DIS	0	0	25	25	0	0
58-500-499	TRANSFER TO FUND BALANCE	0	0	0	0	0	0
	TOTAL SERVICES	0	(27,503)	20,465	20,465	0	26,375
<hr/>							
	TOTAL 00-ADMINISTRATION	0	(27,503)	20,465	20,465	0	26,375
<hr/>							
	TOTAL EXPENDITURES	0	(27,503)	20,465	20,465	0	26,375
		=====	=====	=====	=====	=====	=====
	REVENUE OVER/ (UNDER) EXPENDITURES	35,405	66,287	0	0	26,517	0
		=====	=====	=====	=====	=====	=====

137-2024 EMERGENCY NOTE

	2022-2023	2023-2024	(----- 2024-2025 -----)	2025-2026		
REVENUES	ACTUAL	ACTUAL	ORIGINAL BUDGET	AMENDED BUDGET	Y-T-D ACTUAL	PROPOSED BUDGET
<hr/>						
UTILITIES INCOME						
137-300-300 2024 EMERG DEB PROCEEDS	0	3,991,642	0	0	0	0
TOTAL UTILITIES INCOME	0	3,991,642	0	0	0	0
<hr/>						
MISCELLANEOUS						
137-300-800 2024 EMERG NOTE INT	0	0	0	0	0	500
TOTAL MISCELLANEOUS	0	0	0	0	0	500
<hr/>						
TOTAL REVENUES	0	3,991,642	0	0	0	500
	=====	=====	=====	=====	=====	=====

137-2024 EMERGENCY NOTE
00-ADMINISTRATION

EXPENDITURES	2022-2023 ACTUAL	2023-2024 ACTUAL	(----- ORIGINAL BUDGET	2024-2025 AMENDED BUDGET	-----) Y-T-D ACTUAL	2025-2026 PROPOSED BUDGET
PERSONNEL SERVICES						
137-500-108 TRANSFER TO STORM RED	0	265,226	0	0	2,781,981	0
137-500-137 DUE TO STORM REM	0	0	0	0	0	0
TOTAL PERSONNEL SERVICES	0	265,226	0	0	2,781,981	0
OTHER						
137-500-700 TRANSFER TO FUND BALANCE	0	0	0	0	0	590,873
TOTAL OTHER	0	0	0	0	0	590,873
NON-DEPARTMENTAL						
137-500-001 DUE TO GENERAL FUND	0	0	0	0	128,374	0
137-500-003 DUE TO WATER FUND	0	0	0	0	4,878	0
TOTAL NON-DEPARTMENTAL	0	0	0	0	133,252	0
TOTAL 00-ADMINISTRATION	0	265,226	0	0	2,915,233	590,873
TOTAL EXPENDITURES	0	265,226	0	0	2,915,233	590,873
REVENUE OVER/ (UNDER) EXPENDITURES	0	3,726,416	0	0	(2,915,233)	(590,373)

12 -CHILD SAFETY FUND

	2022-2023 ACTUAL	2023-2024 ACTUAL	(----- ORIGINAL BUDGET	2024-2025 AMENDED BUDGET	-----) Y-T-D ACTUAL	2025-2026 PROPOSED BUDGET
REVENUES						
<u>FINES & PENALTIES</u>						
12-300-401 COURT REVENUE	4,512	7,108	2,025	2,025	6,554	6,000
TOTAL FINES & PENALTIES	4,512	7,108	2,025	2,025	6,554	6,000
<u>PARKS & RECREATION</u>						
12-300-700 TRANSFER FROM FUND BALANCE	0	0	0	0	0	0
TOTAL PARKS & RECREATION	0	0	0	0	0	0
<u>MISCELLANEOUS</u>						
12-300-800 INTEREST	252	334	0	0	107	100
TOTAL MISCELLANEOUS	252	334	0	0	107	100
 TOTAL REVENUES	 4,764	 7,442	 2,025	 2,025	 6,661	 6,100
	=====	=====	=====	=====	=====	=====

12 -CHILD SAFETY FUND
20-COURTS

		(----- 2024-2025 -----)					2025-2026
EXPENDITURES		2022-2023	2023-2024	ORIGINAL	AMENDED	Y-T-D	PROPOSED
		ACTUAL	ACTUAL	BUDGET	BUDGET	ACTUAL	BUDGET
<hr/>							
OTHER							
12-520-700	TRANSFER TO FUND BALANCE	0	0	0	0	0	4,075
12-520-701	TRANS TO GF FOR CHILD SAFETY	2,025	2,025	2,025	2,025	2,025	2,025
TOTAL OTHER		2,025	2,025	2,025	2,025	2,025	6,100
<hr/>							
TOTAL 20-COURTS		2,025	2,025	2,025	2,025	2,025	6,100
<hr/>							
TOTAL EXPENDITURES		2,025	2,025	2,025	2,025	2,025	6,100
		=====	=====	=====	=====	=====	=====
<hr/>							
REVENUE OVER/(UNDER) EXPENDITURES		2,739	5,417	0	0	4,636	0
		=====	=====	=====	=====	=====	=====

96 -CITY OF ANGLETON-ESCROW

	2022-2023	2023-2024	(-----)	2024-2025		2025-2026
REVENUES	ACTUAL	ACTUAL	ORIGINAL	AMENDED	Y-T-D	PROPOSED
			BUDGET	BUDGET	ACTUAL	BUDGET
<hr/>						
MISCELLANEOUS						
96-300-800 COA-ESCROW ACCT-INTEREST	0	0	0	0	0	0
96-300-802 SIGNORELLI HOLDINGS LTD	0	0	0	0	0	0
96-300-803 KIBER RESERVE	0	0	0	0	0	0
96-300-803.KIBER RESERVE PARKLAND FEES	0	0	0	0	0	0
96-300-803.KIBER RES SEC 2 PARKLAND	0	0	0	0	0	0
96-300-804 ANGLETON LIVE OAK	0	0	0	0	0	0
96-300-804.Angleton Live Oak-Parkland Fee	0	37,375	0	0	0	0
96-300-805 EMPTFOR ANGLETON LLC	0	0	0	0	0	0
96-300-806 CONCOURSE DEVELOPMENT	0	0	0	0	0	0
96-300-807 RIVERWOOD	0	0	0	0	0	0
96-300-807.RIVERWOOD PARKLAND FEES	0	82,800	0	0	0	0
96-300-808 ANGLETON VILLAGE APARTMENTS	0	0	0	0	0	0
96-300-808.ANGLETON VILL APT PARKLAND FEE	0	0	0	0	0	0
96-300-809 HERITAGE OAKS S7 CAF	0	0	0	0	0	0
96-300-810 GREYSTONE	0	0	0	0	0	0
96-300-810.GREYSTONE PARKLAND FEES	0	0	0	0	0	0
96-300-811 ANGLETON DRIVE	0	0	0	0	0	0
96-300-812 KING SUBDIVISION	0	0	0	0	0	0
96-300-812.KING PARKLAND FEES	0	0	0	0	0	0
96-300-813 AUSTIN COLONY	0	0	0	0	0	0
96-300-814 BAYOU BEND ESTATES	0	0	0	0	0	0
96-300-814.BAYOU BEND PARKLAND FEES	0	0	0	0	0	0
96-300-815 Elm Estates	45,920	0	0	0	0	0
96-300-815.Elm Estates Parkland Fees	17,250	0	0	0	0	0
96-300-816.Amber Ridge Parkland Fees	0	118,988	0	0	0	0
96-300-870 Windrose Green	57,119	0	0	0	563,723	0
96-300-880 Park Memorials	200	0	0	0	0	0
96-300-883 Park Sponsorships	0	0	0	0	0	0
96-300-885 Recreation Sponsorships	0	50	0	0	1,265	0
96-300-887 Recreation Donations	5	0	0	0	6	0
96-300-890 ROSEWOOD SECTION 3 PK FEES	0	0	0	0	0	0
96-300-891 GIFFORD ROAD MEADOWS	0	0	0	0	0	0
96-300-891.GIFFORD MEADOWS PARKLAND	0	0	0	0	0	0
96-300-892 WATERSTONE DEVELOPMENT GROUP	0	10,430	0	0	0	0
96-300-893 CASTLEROCK COMMUNITIES	0	0	0	0	0	0
96-300-894 DONATION-LION'S CLUB	0	0	0	0	0	0
96-300-895 DONATION-CRADLE OF TX CONSER	0	0	0	0	0	0
96-300-896 FREEDOM EAGLE CAPITAL GROUP	0	0	0	0	0	0
96-300-897 RANCH ISABV-FREEDOM PK POND	0	0	0	0	0	0
96-300-898 FRIENDS OF LIBRARY	3,010	0	0	0	0	0
96-300-899 OTHER ESCROW REVENUE	0	0	0	0	0	0
96-300-899.OTHER PARKLAND REVENUE	0	0	0	0	0	0
TOTAL MISCELLANEOUS	123,505	249,643	0	0	564,994	0

CITY OF ANGLETON
APPROVED BUDGET
AS OF: JUNE 30TH, 2025

Item 5.

96 -CITY OF ANGLETON-ESCROW

	2022-2023	2023-2024	(----- 2024-2025 -----)	2025-2026		
REVENUES	ACTUAL	ACTUAL	ORIGINAL BUDGET	AMENDED BUDGET	Y-T-D ACTUAL	PROPOSED BUDGET
<hr/>						
TRANSFERS						
96-300-900 TRANSFER FROM FUND BALANCE	0	0	0	0	0	0
TOTAL TRANSFERS	0	0	0	0	0	0
<hr/>						
TOTAL REVENUES	123,505	249,643	0	0	564,994	0
	=====	=====	=====	=====	=====	=====

96 -CITY OF ANGLETON-ESCROW
00-ADMINISTRATION

		(----- 2024-2025 -----)					2025-2026
		2022-2023	2023-2024	ORIGINAL	AMENDED	Y-T-D	PROPOSED
EXPENDITURES		ACTUAL	ACTUAL	BUDGET	BUDGET	ACTUAL	BUDGET
<hr/>							
<u>SERVICES</u>							
96-500-475	BANK CHARGES	0	0	0	0	0	0
TOTAL SERVICES		0	0	0	0	0	0
<hr/>							
<u>MISCELLANEOUS</u>							
96-500-500	ESCROW REIMBURSEMENT-RML DE	0	0	0	0	0	0
96-500-501	ENGIN-STASNEY RANCH STUDY	0	0	0	0	0	0
96-500-503	KIBER RESERVE	1,016	0	0	0	0	0
96-500-503.01	KIBER RESERVE PARK EXP	0	1,242	0	0	0	0
96-500-503.02	KIBER RES SEC 2 PARK EXP	8,740	3,318	0	0	0	0
96-500-504	ANGLETON LIVE OAK	0	0	0	0	0	0
96-500-505	EMPTPOR ANGLETON	0	0	0	0	0	0
96-500-507	RIVERWOOD EXPENSES	1,027	0	0	0	0	0
96-500-507.01	RIVERWOOD PARK EXP	60,923	3,685	0	0	0	0
96-500-508	ANGLETON VILLAGE APTS	0	0	0	0	0	0
96-500-508.01	ANGLETON VILLAGE APTS PARK	0	0	0	0	0	0
96-500-509	HERITAGE OAKS S7 CAF EXP	0	0	0	0	0	0
96-500-510	GREYSTONE	1,036	0	0	0	0	0
96-500-510.01	GREYSTONE PARK EXP	0	0	0	0	0	0
96-500-510.1	GREYSTONE PARK EXP	0	0	0	0	0	0
96-500-511	ANGLETON DRIVE EXP	0	0	0	0	0	0
96-500-512	KING SUBDIV EXP	0	0	0	0	0	0
96-500-512.01	KING PARKLAND EXP	0	0	0	0	0	0
96-500-513	AUSTIN COLONY EXP	0	0	0	0	0	0
96-500-514	BAYOU BEND EXPENSES	0	0	0	0	0	0
96-500-514.01	BAYOU BEND PARK EXPENSES	20,700	0	0	0	0	0
96-500-519	WINDROSE GREEN SUBDIVISON	0	0	0	0	0	0
96-500-577	CON-CR FREEDOM PRK MAST PLAN	0	0	0	0	0	0
96-500-590	PARK LAND IMPV FOR ROSEWOOD	0	0	0	0	0	0
96-500-591	GIFFORD ROAD MEADOWS	26,922	0	0	0	0	0
96-500-591.01	GIFFORD ROAD PARKLAND FEES	0	0	0	0	0	0
96-500-592	WATERSTONE IMPROVEMENTS	0	0	0	0	0	0
96-500-595	CRADLE OF TX-EXPENDITURES	3,010	2,603	0	0	2,238	0
96-500-596	CASTLEROCK COMM IMPROVEMENTS	0	0	0	0	0	0
96-500-597	LION'S CLUB DONATION	0	0	0	0	0	0
96-500-598	FRIENDS OF LIBRARY	0	0	0	0	0	0
96-500-599	OTHER ESCROW EXPENSE	0	0	0	0	95,182	0
96-500-599.01	OTHER PARKLAND EXPENSE	1,150	0	0	0	0	0
TOTAL MISCELLANEOUS		124,523	10,848	0	0	97,420	0
<hr/>							
<u>OTHER</u>							
96-500-700	TRANSFER TO FUND BALANCE	0	0	0	0	0	0
96-500-701	Transfer to General Fund	32,471	0	0	0	0	0
96-500-703	Transfer to Fund 03	515,835	0	0	0	0	0
TOTAL OTHER		548,306	0	0	0	0	0
<hr/>							
TOTAL 00-ADMINISTRATION		672,829	10,848	0	0	97,420	0
<hr/>							
TOTAL EXPENDITURES		672,829	10,848	45 0	0	97,420	0
		=====	=====	=====	=====	=====	=====

CITY OF ANGLETON
APPROVED BUDGET
AS OF: JUNE 30TH, 2025

Item 5.

63 -RIVERWOOD TIRZ#2

	2022-2023	2023-2024	(-----	2024-2025	-----)	2025-2026
REVENUES	ACTUAL	ACTUAL	ORIGINAL	AMENDED	Y-T-D	PROPOSED
			BUDGET	BUDGET	ACTUAL	BUDGET
<hr/>						
<u>AD VALOREM TAXES</u>						
63-300-100 CURRENT TAX	12,171	37,546	0	0	54,086	0
TOTAL AD VALOREM TAXES	12,171	37,546	0	0	54,086	0
<hr/>						
<u>FINES & PENALTIES</u>						
63-300-400 TAX PENALTIES	0	0	0	0	0	0
TOTAL FINES & PENALTIES	0	0	0	0	0	0
<hr/>						
<u>MISCELLANEOUS</u>						
63-300-800 INTEREST INCOME	0	0	0	0	0	0
TOTAL MISCELLANEOUS	0	0	0	0	0	0
<hr/>						
TOTAL REVENUES	12,171	37,546	0	0	54,086	0
	=====	=====	=====	=====	=====	=====

CITY OF ANGLETON
APPROVED BUDGET
AS OF: JUNE 30TH, 2025

Item 5.

63 -RIVERWOOD TIRZ#2
00-ADMINISTRATION

	2022-2023	2023-2024	(-----	2024-2025	-----)	2025-2026
EXPENDITURES	ACTUAL	ACTUAL	ORIGINAL	AMENDED	Y-T-D	PROPOSED
			BUDGET	BUDGET	ACTUAL	BUDGET
<u>SERVICES</u>						
63-500-415 ADMINISTRATION FEE FOR TIRZ	5,000	0	0	0	401	0
63-500-416 ANNUAL CREDIT	0	6,633	0	0	0	0
TOTAL SERVICES	5,000	6,633	0	0	401	0
<hr/>						
TOTAL 00-ADMINISTRATION	5,000	6,633	0	0	401	0
<hr/>						
TOTAL EXPENDITURES	5,000	6,633	0	0	401	0
	=====	=====	=====	=====	=====	=====
REVENUE OVER/(UNDER) EXPENDITURES	7,171	30,913	0	0	53,686	0
	=====	=====	=====	=====	=====	=====



ANGLETON GRANT FUNDS

Includes the following Funds:

- Fund 105 OBJ VOCA GRANT
- Fund 108 FEMA-BERYL
- Fund 16 STEP GRANT
- Fund 128 GLO-Lift Station #8
- Fund 73 CDBG Lift Station # 24
- Fund 77 GLO RCP For Comp Study
- Fund Texas Park Wildlife Grant
- Fund Texas Park Wildlife Grant

CITY OF ANGLETON
APPROVED BUDGET
AS OF: JUNE 30TH, 2025

105-OBJ-POLICE GRANT

	2022-2023	2023-2024	(----- 2024-2025 -----)			2025-2026
REVENUES	ACTUAL	ACTUAL	ORIGINAL BUDGET	AMENDED BUDGET	Y-T-D ACTUAL	PROPOSED BUDGET
<hr/>						
<u>UTILITIES INCOME</u>						
105-300-300 OBJ-GRANT PROCEEDS	(6,357)	72,523	58,518	58,518	24,335	57,176
105-300-305 POLICE MATCH TRANSFER	0	15,482	25,000	25,000	0	0
105-300-306 IN KIND MATCH	0	0	5,000	5,000	0	1,450
105-300-310 MISCELLANEOUS	0	(608)	0	0	0	0
TOTAL UTILITIES INCOME	(6,357)	87,397	88,518	88,518	24,335	58,626
<hr/>						
<u>PARKS & RECREATION</u>						
105-300-700 TRANSFER FROM FUND BALANCE	0	0	0	0	0	0
105-300-701 TRANSFER FROM GF	95,000	0	0	0	0	0
TOTAL PARKS & RECREATION	95,000	0	0	0	0	0
<hr/>						
TOTAL REVENUES	88,643	87,397	88,518	88,518	24,335	58,626
	=====	=====	=====	=====	=====	=====

CITY OF ANGLETON
APPROVED BUDGET
AS OF: JUNE 30TH, 2025105-OBJ-POLICE GRANT
00-ADMINISTRATION

EXPENDITURES	2022-2023 ACTUAL	2023-2024 ACTUAL	(----- ORIGINAL BUDGET	2024-2025 AMENDED BUDGET	(----- Y-T-D ACTUAL	2025-2026 PROPOSED BUDGET
<hr/>						
<u>PERSONNEL SERVICES</u>						
105-500-185 VOCA - PAYROLL ACCRUAL	(53)	(1,611)	0	0	0	0
TOTAL PERSONNEL SERVICES	(53)	(1,611)	0	0	0	0
<hr/>						
TOTAL 00-ADMINISTRATION	(53)	(1,611)	0	0	0	0

CITY OF ANGLETON
APPROVED BUDGET
AS OF: JUNE 30TH, 2025

105-OBJ-POLICE GRANT
20-COURTS

	2022-2023	2023-2024	(----- 2024-2025 -----)			2025-2026
EXPENDITURES	ACTUAL	ACTUAL	ORIGINAL BUDGET	AMENDED BUDGET	Y-T-D ACTUAL	PROPOSED BUDGET
<hr/>						
CAPITAL EXPENDITURES						
105-520-605 OBJ-GRANT-EQUIPMENT	0	0	0	0	0	0
TOTAL CAPITAL EXPENDITURES	0	0	0	0	0	0
<hr/>						
TOTAL 20-COURTS	0	0	0	0	0	0

CITY OF ANGLETON
APPROVED BUDGET
AS OF: JUNE 30TH, 2025

105-OBJ-POLICE GRANT
25-POLICE DEPARTMENT

EXPENDITURES	2022-2023 ACTUAL	2023-2024 ACTUAL	ORIGINAL BUDGET	2024-2025 AMENDED BUDGET	(-----) Y-T-D ACTUAL	2025-2026 PROPOSED BUDGET
PERSONNEL SERVICES						
105-525-105 VOCA-SALARIES	46,565	49,797	49,885	49,885	30,704	51,565
105-525-106 VOCA-CERTIFICATION	0	0	0	0	0	0
105-525-110 VOCA-OVERTIME	321	104	0	0	0	0
105-525-115 LONGEVITY	0	60	180	180	0	0
105-525-126 VOCA-CERTIFICATION	1,535	1,500	1,500	1,500	1,038	1,500
105-525-135 VOCA-FICA	3,190	3,792	3,945	3,945	2,491	3,945
105-525-140 VOCA-HEALTH INS	16,447	11,578	14,358	14,358	8,297	12,670
105-525-145 VOCA-WORKERS COMP	0	0	128	128	0	128
105-525-155 VOCA-RETIREMENT	5,752	6,044	6,167	6,167	3,973	6,167
105-525-165 MEDICAL EXPENSE	0	0	0	0	0	0
105-525-185 PAYROLL BURDEN	0	275	0	0	(275)	0
TOTAL PERSONNEL SERVICES	73,810	73,150	76,163	76,163	46,229	75,975
SUPPLIES						
105-525-203 VOCA-APPAREL	0	0	0	0	0	0
105-525-205 VOCA-SUPPLIES	0	421	400	400	724	627
TOTAL SUPPLIES	0	421	400	400	724	627
SERVICES						
105-525-405 VOCA-PHONE	0	0	0	0	0	0
105-525-415 VOCA-PROFESSIONAL SERVICES	0	698	0	0	0	0
105-525-425 VOCA-TRAVEL & TRAINING	0	2,400	2,400	2,400	0	4,047
TOTAL SERVICES	0	3,098	2,400	2,400	0	4,047
CAPITAL EXPENDITURES						
105-525-605 POLICE EQUIPMENT	0	0	0	0	0	0
105-525-625 MISC. EXPENSE	257	7	38	38	64	0
TOTAL CAPITAL EXPENDITURES	257	7	38	38	64	0
OTHER						
105-525-700 TRANSFER TO FUND BALACNE	0	0	9,517	9,517	0	0
TOTAL OTHER	0	0	9,517	9,517	0	0
<hr/>						
TOTAL 25-POLICE DEPARTMENT	74,067	76,675	88,518	88,518	47,017	80,649
<hr/>						
TOTAL EXPENDITURES	74,014	75,064	88,518	88,518	47,017	80,649
	=====	=====	=====	=====	=====	=====
REVENUE OVER/ (UNDER) EXPENDITURES	14,629	12,333	0	0	(22,681)	(22,023)
	=====	=====	=====	=====	=====	=====

CITY OF ANGLETON
APPROVED BUDGET
AS OF: JUNE 30TH, 2025

PAGE: 1

Item 5.

108-STORM REMEDIATION

	2022-2023	2023-2024	(-----	2024-2025	-----)	2025-2026
REVENUES	ACTUAL	ACTUAL	ORIGINAL	AMENDED	Y-T-D	PROPOSED
			BUDGET	BUDGET	ACTUAL	BUDGET
<hr/>						
<u>AD VALOREM TAXES</u>						
108-300-137 TRANSFER FROM BOND DEBT	0	265,226	0	0	2,915,233	0
TOTAL AD VALOREM TAXES	0	265,226	0	0	2,915,233	0
 <u>UTILITIES INCOME</u>						
108-300-300 Insurance Reimbursements	0	240	0	0	0	0
108-300-301 FEMA REIMBURSEMENT	0	0	0	0	86,332	2,383,054
108-300-350 TRANSFER FROM FUND BALANCE	0	0	0	0	0	86,332
TOTAL UTILITIES INCOME	0	240	0	0	86,332	2,469,386
 <u>PARKS & RECREATION</u>						
108-300-701 TRANSFER FROM GEN FUND	0	329,607	0	0	0	0
TOTAL PARKS & RECREATION	0	329,607	0	0	0	0
 <u>MISCELLANEOUS</u>						
108-300-800 INTEREST	0	0	0	0	0	200
108-300-805 REIMBURSEMENTS	0	0	0	0	0	0
108-300-832 INTERGOVERNMENTAL REVENUE	0	0	0	0	0	0
108-300-833 FIRE DEPARTMENT'S MATCH	0	0	0	0	0	0
108-300-885 CITY'S MATCH ON GRANT	0	0	0	0	0	0
108-300-890 GRANT FUNDS	5,885	0	0	0	0	0
TOTAL MISCELLANEOUS	5,885	0	0	0	0	200
<hr/>						
TOTAL REVENUES	5,885	595,073	0	0	3,001,564	2,469,586
	=====	=====	=====	=====	=====	=====

108-STORM REMEDIATION
00-ADMINISTRATION

EXPENDITURES	2022-2023 ACTUAL	2023-2024 ACTUAL	(----- 2024-2025 -----)			2025-2026 PROPOSED BUDGET
			ORIGINAL BUDGET	AMENDED BUDGET	Y-T-D ACTUAL	
<u>SERVICES</u>						
108-500-417 Debris	0	145,400	0	0	0	0
108-500-417.1 Debris	0	150,456	0	0	2,668,818	0
108-500-417.2 DEBRIS	0	0	0	0	0	0
108-500-425.1 Meals	0	8,019	0	0	3,116	0
108-500-425.2 MEALS	0	0	0	0	0	0
TOTAL SERVICES	0	303,876	0	0	2,671,934	0
TOTAL 00-ADMINISTRATION	0	303,876	0	0	2,671,934	0

CITY OF ANGLETON
APPROVED BUDGET
AS OF: JUNE 30TH, 2025

108-STORM REMEDIATION
06-MAINTENANCE DEPT.

	2022-2023	2023-2024	(-----	2024-2025	-----)	2025-2026
EXPENDITURES	ACTUAL	ACTUAL	ORIGINAL	AMENDED	Y-T-D	PROPOSED
			BUDGET	BUDGET	ACTUAL	BUDGET
<hr/>						
<u>PERSONNEL SERVICES</u>						
108-506-110 Overtime	0	0	0	0	0	0
108-506-110.1 Overtime	0	0	0	0	0	0
108-506-110.2 OVERTIME	0	0	0	0	0	0
TOTAL PERSONNEL SERVICES	0	0	0	0	0	0
<hr/>						
<u>SUPPLIES</u>						
108-506-205 CITY HALL EMERGENCY SUPPLIES	0	40,375	0	0	0	0
108-506-205.1 CITY HALL EMERGENCY SUPPLIES	0	484	0	0	0	0
108-506-205.2 CH EMERGENCY SUPPLY	0	0	0	0	0	0
TOTAL SUPPLIES	0	40,858	0	0	0	0
<hr/>						
<u>REPAIR & MAINTENANCE</u>						
108-506-320 Maint - R&M Building	0	6,700	0	0	0	0
108-506-320.1 Maint - R&M Building	0	475	0	0	9	0
108-506-320.2 MAINT - R&M BUILDING	0	0	0	0	0	0
TOTAL REPAIR & MAINTENANCE	0	7,175	0	0	9	0
<hr/>						
<u>CAPITAL EXPENDITURES</u>						
108-506-625 GENERATORS	0	0	0	0	0	0
108-506-625.1 GENERATORS	0	8,870	0	0	99,843	0
108-506-625.2 GENERATORS	0	0	0	0	0	0
TOTAL CAPITAL EXPENDITURES	0	8,870	0	0	99,843	0
<hr/>						
TOTAL 06-MAINTENANCE DEPT.	0	56,903	0	0	99,852	0

CITY OF ANGLETON
APPROVED BUDGET
AS OF: JUNE 30TH, 2025

108-STORM REMEDIATION
13-EMC

	2022-2023	2023-2024	(----- 2024-2025 -----)			2025-2026
EXPENDITURES	ACTUAL	ACTUAL	ORIGINAL BUDGET	AMENDED BUDGET	Y-T-D ACTUAL	PROPOSED BUDGET
<hr/>						
<u>SUPPLIES</u>						
108-513-205.1 OEM - EOC	0	3,111	0	0	0	0
108-513-205.2 OEM - EOC	0	0	0	0	0	0
TOTAL SUPPLIES	0	3,111	0	0	0	0
<hr/>						
TOTAL 13-EMC	0	3,111	0	0	0	0

108-STORM REMEDIATION
25-POLICE DEPARTMENT

EXPENDITURES	2022-2023	2023-2024	(------ 2024-2025 -----)			2025-2026
	ACTUAL	ACTUAL	ORIGINAL BUDGET	AMENDED BUDGET	Y-T-D ACTUAL	PROPOSED BUDGET
<u>SUPPLIES</u>						
108-525-205 POLICE DEPT EMERGENCY SUPPLIES	0	0	0	0	0	0
108-525-205.1 POLICE DEPT EMERGENCY SUPPLIES	0	969	0	0	5,483	0
108-525-205.2 PD EMEGENCY SUPPLY	0	0	0	0	0	0
108-525-216.1 Police-Fuel Expense	0	7,676	0	0	0	0
108-525-216.2 POLICE - FUEL EXPENSE	0	0	0	0	0	0
TOTAL SUPPLIES	0	8,645	0	0	5,483	0
<u>SERVICES</u>						
108-525-440 PD EMG RENTAL EXPENSE	0	0	0	0	0	0
108-525-440.1 PD EMG RENTAL EXPENSE	0	0	0	0	0	0
108-525-440.2 PD EMG RENTAL EXPENSE	0	0	0	0	0	0
TOTAL SERVICES	0	0	0	0	0	0
<u>CAPITAL EXPENDITURES</u>						
108-525-625.1 Police - CE	0	531	0	0	0	0
108-525-625.2 POLICE - CE	0	0	0	0	0	0
TOTAL CAPITAL EXPENDITURES	0	531	0	0	0	0
TOTAL 25-POLICE DEPARTMENT	0	9,176	0	0	5,483	0

CITY OF ANGLETON
APPROVED BUDGET
AS OF: JUNE 30TH, 2025

108-STORM REMEDIATION
26-ANIMAL CONTROL

EXPENDITURES	2022-2023 ACTUAL	2023-2024 ACTUAL	(----- 2024-2025 -----)		Y-T-D ACTUAL	2025-2026 PROPOSED BUDGET
			ORIGINAL BUDGET	AMENDED BUDGET		
<u>PERSONNEL SERVICES</u>						
108-526-110.1 Overtime	0	0	0	0	0	0
108-526-110.2 OVERTIME	0	0	0	0	0	0
TOTAL PERSONNEL SERVICES	0	0	0	0	0	0
<u>SUPPLIES</u>						
108-526-205.1 Emergency Supplies	0	1,121	0	0	0	0
108-526-205.2 EMERGENCY SUPPLIES	0	0	0	0	0	0
TOTAL SUPPLIES	0	1,121	0	0	0	0
<u>CAPITAL EXPENDITURES</u>						
108-526-655 A/C BUILDING IMPROVEMENTS	0	270	0	0	0	0
TOTAL CAPITAL EXPENDITURES	0	270	0	0	0	0
TOTAL 26-ANIMAL CONTROL	0	1,391	0	0	0	0

CITY OF ANGLETON
APPROVED BUDGET
AS OF: JUNE 30TH, 2025

108-STORM REMEDIATION
30-FIRE DEPARTMENT

EXPENDITURES	2022-2023 ACTUAL	2023-2024 ACTUAL	(----- 2024-2025 -----)			2025-2026 PROPOSED BUDGET
			ORIGINAL BUDGET	AMENDED BUDGET	Y-T-D ACTUAL	
<hr/>						
<u>PERSONNEL SERVICES</u>						
108-530-110.1 Overtime	0	0	0	0	0	0
108-530-110.2 OVERTIME	0	0	0	0	0	0
TOTAL PERSONNEL SERVICES	0	0	0	0	0	0
<u>SUPPLIES</u>						
108-530-205 FIRE DEPT EMERGENCY SUPPLIES	0	0	0	0	0	0
108-530-205.1 FIRE DEPT EMERGENCY SUPPLIES	0	0	0	0	0	0
108-530-205.2 FD EMERGENCY SUPPLIES	0	0	0	0	0	0
TOTAL SUPPLIES	0	0	0	0	0	0
<u>SERVICES</u>						
108-530-440 FIRE DEPT EMERG RENTAL EXP	0	0	0	0	0	0
108-530-440.1 FIRE DEPT EMERG RENTAL EXP	0	0	0	0	0	0
108-530-440.2 FD EMERG RENTAL EXPENSE	0	0	0	0	0	0
108-530-455 HAZARD STIPEND	0	0	0	0	0	0
TOTAL SERVICES	0	0	0	0	0	0
<hr/>						
TOTAL 30-FIRE DEPARTMENT	0	0	0	0	0	0

CITY OF ANGLETON
APPROVED BUDGET
AS OF: JUNE 30TH, 2025

108-STORM REMEDIATION
50-PARKS

EXPENDITURES	2022-2023 ACTUAL	2023-2024 ACTUAL	(-----) ORIGINAL BUDGET	2024-2025 AMENDED BUDGET	Y-T-D ACTUAL	2025-2026 PROPOSED BUDGET
<hr/>						
<u>PERSONNEL SERVICES</u>						
108-550-110.1 Overtime	0	0	0	0	0	0
108-550-110.2 OVERTIME	0	0	0	0	0	0
TOTAL PERSONNEL SERVICES	0	0	0	0	0	0
 <u>SUPPLIES</u>						
108-550-205 PARKS EMG SUPPLIES	0	0	0	0	0	0
108-550-205.1 PARKS EMG SUPPLIES	0	754	0	0	0	0
108-550-205.2 PARKS EMG SUPPLIES	0	0	0	0	0	0
TOTAL SUPPLIES	0	754	0	0	0	0
 <u>REPAIR & MAINTENANCE</u>						
108-550-315 PARKS-EMG R&M INFRASTRUCTURE	0	29,551	0	0	47	0
108-550-315.1 PARKS-EMG R&M INFRASTRUCTURE	0	0	0	0	2,784	0
108-550-315.2 PARKS- EMG R&M INFRASTRUCTURE	0	0	0	0	0	0
TOTAL REPAIR & MAINTENANCE	0	29,551	0	0	2,831	0
<hr/>						
TOTAL 50-PARKS	0	30,305	0	0	2,831	0

CITY OF ANGLETON
APPROVED BUDGET
AS OF: JUNE 30TH, 2025

108-STORM REMEDIATION
55-IT DEPARTMENT

EXPENDITURES	2022-2023 ACTUAL	2023-2024 ACTUAL	(----- ORIGINAL BUDGET	2024-2025 AMENDED BUDGET	(----- Y-T-D ACTUAL	2025-2026 PROPOSED BUDGET
<u>PERSONNEL SERVICES</u>						
108-555-110.1 Overtime	0	0	0	0	0	0
108-555-110.2 OVERTIME	0	0	0	0	0	0
TOTAL PERSONNEL SERVICES	0	0	0	0	0	0
<u>SUPPLIES</u>						
108-555-205 IT EMERGENCY SUPPLIES	0	0	0	0	0	0
108-555-205.1 IT EMERGENCY SUPPLIES	0	0	0	0	0	0
108-555-205.2 IT EMERGENCY SUPPLIES	0	0	0	0	0	0
TOTAL SUPPLIES	0	0	0	0	0	0
 TOTAL 55-IT DEPARTMENT	 0	 0	 0	 0	 0	 0

108-STORM REMEDIATION
58-PUBLIC WORKS

EXPENDITURES	2022-2023 ACTUAL	2023-2024 ACTUAL	(----- ORIGINAL BUDGET	2024-2025 AMENDED BUDGET	-----) Y-T-D ACTUAL	2025-2026 PROPOSED BUDGET
<u>PERSONNEL SERVICES</u>						
108-558-110.1 Overtime	0	0	0	0	0	0
108-558-110.2 OVERTIME	0	0	0	0	0	0
TOTAL PERSONNEL SERVICES	0	0	0	0	0	0
<u>SUPPLIES</u>						
108-558-205 PUBLIC WORKS EMG SUPPLIES	0	99,390	0	0	0	0
108-558-205.1 PUBLIC WORKS EMG SUPPLIES	0	65,056	0	0	115,324	0
108-558-205.2 PW EMG SUPPLIES	0	0	0	0	0	0
TOTAL SUPPLIES	0	164,445	0	0	115,324	0
<u>SERVICES</u>						
108-558-440 PUBLIC WORKS RENTAL EXPENSES	0	8,162	0	0	0	0
108-558-440.1 PUBLIC WORKS RENTAL EXPENSES	0	0	0	0	0	0
108-558-440.2 PW RENTAL EXPENSE	0	0	0	0	0	0
TOTAL SERVICES	0	8,162	0	0	0	0
<hr/>						
TOTAL 58-PUBLIC WORKS	0	172,607	0	0	115,324	0

CITY OF ANGLETON
APPROVED BUDGET
AS OF: JUNE 30TH, 2025

108-STORM REMEDIATION
59-NON-DEPARTMENTAL

			(----- 2024-2025 -----)			2025-2026
EXPENDITURES	2022-2023 ACTUAL	2023-2024 ACTUAL	ORIGINAL BUDGET	AMENDED BUDGET	Y-T-D ACTUAL	PROPOSED BUDGET
<hr/>						
OTHER						
108-559-750 TRANSFER TO BOND PAYMENT	0	0	0	0	0	2,469,586
TOTAL OTHER	0	0	0	0	0	2,469,586
<hr/>						
TOTAL 59-NON-DEPARTMENTAL	0	0	0	0	0	2,469,586

108-STORM REMEDIATION
60-COLLECTIONS

EXPENDITURES	2022-2023 ACTUAL	2023-2024 ACTUAL	(----- 2024-2025 -----)		Y-T-D ACTUAL	2025-2026 PROPOSED BUDGET
			ORIGINAL BUDGET	AMENDED BUDGET		
<hr/>						
<u>PERSONNEL SERVICES</u>						
108-560-110.1 Overtime	0	0	0	0	0	0
108-560-110.2 OVERTIME	0	0	0	0	0	0
TOTAL PERSONNEL SERVICES	0	0	0	0	0	0
<hr/>						
<u>SUPPLIES</u>						
108-560-205 REC CENTER EMERG. SUPPLIES	0	0	0	0	0	0
108-560-205.1 REC CENTER EMERG. SUPPLIES	0	369	0	0	0	0
108-560-205.2 REC CENT EMERG SUPPLIES	0	0	0	0	0	0
TOTAL SUPPLIES	0	369	0	0	0	0
<hr/>						
<u>REPAIR & MAINTENANCE</u>						
108-560-320.1 Rec Center Buildings	0	1,262	0	0	221	0
108-560-320.2 REC CENTER BUILDINGS	0	0	0	0	0	0
TOTAL REPAIR & MAINTENANCE	0	1,262	0	0	221	0
<hr/>						
<u>SERVICES</u>						
108-560-440 REC EMERG RENTAL EXPENSE	0	0	0	0	0	0
108-560-440.1 REC EMERG RENTAL EXPENSE	0	0	0	0	0	0
108-560-440.2 REC EMERG RENTAL EXPENSE	0	0	0	0	0	0
108-560-456.1 Rec Ctr Cont Labor Cleaning	0	2,479	0	0	0	0
108-560-456.2 REC CTR CONT LABOR CLEANING	0	0	0	0	0	0
TOTAL SERVICES	0	2,479	0	0	0	0
<hr/>						
TOTAL 60-COLLECTIONS	0	4,110	0	0	221	0

CITY OF ANGLETON
APPROVED BUDGET
AS OF: JUNE 30TH, 2025

108-STORM REMEDIATION
65-WATER DEPARTMENT

EXPENDITURES	2022-2023 ACTUAL	2023-2024 ACTUAL	(----- ORIGINAL BUDGET	2024-2025 AMENDED BUDGET	Y-T-D ACTUAL	2025-2026 PROPOSED BUDGET
<hr/>						
<u>PERSONNEL SERVICES</u>						
108-565-110.1 Overtime	0	0	0	0	0	0
108-565-110.2 OVERTIME	0	0	0	0	0	0
TOTAL PERSONNEL SERVICES	0	0	0	0	0	0
<u>SUPPLIES</u>						
108-565-205 WATER DEPT EMERG SUPPLIES	0	0	0	0	0	0
108-565-205.1 WATER DEPT EMERG SUPPLIES	0	0	0	0	0	0
108-565-205.2 WTR DEPT EMERG SUPPLIES	0	0	0	0	0	0
TOTAL SUPPLIES	0	0	0	0	0	0
<u>SERVICES</u>						
108-565-440 WATER DEPT EMERG RENTAL EXP	0	0	0	0	0	0
108-565-440.1 WATER DEPT EMERG RENTAL EXP	0	0	0	0	0	0
108-565-440.2 WTR DEPT EMERG RENTAL EXPENSE	0	0	0	0	0	0
TOTAL SERVICES	0	0	0	0	0	0
<u>CAPITAL EXPENDITURES</u>						
108-565-625 WATER EMERG-CAP	0	0	0	0	3,040	0
TOTAL CAPITAL EXPENDITURES	0	0	0	0	3,040	0
<hr/>						
TOTAL 65-WATER DEPARTMENT	0	0	0	0	3,040	0

CITY OF ANGLETON
APPROVED BUDGET
AS OF: JUNE 30TH, 2025

108-STORM REMEDIATION
70-SEWER DEPARTMENT

EXPENDITURES	2022-2023 ACTUAL	2023-2024 ACTUAL	(-----) ORIGINAL BUDGET	2024-2025 AMENDED BUDGET	Y-T-D ACTUAL	2025-2026 PROPOSED BUDGET
<hr/>						
<u>PERSONNEL SERVICES</u>						
108-570-110.1 Overtime	0	0	0	0	0	0
108-570-110.2 OVERTIME	0	0	0	0	0	0
TOTAL PERSONNEL SERVICES	0	0	0	0	0	0
<u>SUPPLIES</u>						
108-570-205 SEWER DEPT EMERG SUPPLIES	0	0	0	0	0	0
108-570-205.1 SEWER DEPT EMERG SUPPLIES	0	0	0	0	0	0
108-570-205.2 SWR DEPT EMERG SUPPLIES	0	0	0	0	0	0
TOTAL SUPPLIES	0	0	0	0	0	0
<u>SERVICES</u>						
108-570-440 SEWER EMERG RENTAL EXP	0	0	0	0	0	0
108-570-440.1 SEWER EMERG RENTAL EXP	0	0	0	0	0	0
108-570-440.2 SWR EMERG RENTAL EXPENSE	0	0	0	0	0	0
108-570-455.1 Sewer - Contract Labor	0	13,595	0	0	0	0
108-570-455.2 SEWER - CONTRACT LABOR	0	0	0	0	0	0
TOTAL SERVICES	0	13,595	0	0	0	0
<u>CAPITAL EXPENDITURES</u>						
108-570-625 SEWER-EMEG CAPITAL	0	0	0	0	0	0
TOTAL CAPITAL EXPENDITURES	0	0	0	0	0	0
<hr/>						
TOTAL 70-SEWER DEPARTMENT	0	13,595	0	0	0	0

CITY OF ANGLETON
APPROVED BUDGET
AS OF: JUNE 30TH, 2025

108-STORM REMEDIATION
71-PLANT OPERATIONS

EXPENDITURES	2022-2023 ACTUAL	2023-2024 ACTUAL	(----- ORIGINAL BUDGET	2024-2025 AMENDED BUDGET	-----) Y-T-D ACTUAL	2025-2026 PROPOSED BUDGET
<hr/>						
<u>PERSONNEL SERVICES</u>						
108-571-110 Overtime	0	0	0	0	0	0
108-571-110.1 Overtime	0	0	0	0	0	0
108-571-110.2 OVERTIME	0	0	0	0	0	0
TOTAL PERSONNEL SERVICES	0	0	0	0	0	0
<u>SUPPLIES</u>						
108-571-205 SEWER PLT EMERG-SUPPLIES	0	0	0	0	0	0
108-571-205.1 SEWER PLT EMERG-SUPPLIES	0	0	0	0	0	0
108-571-205.2 SWR PLT EMERG SUPPLIES	0	0	0	0	0	0
TOTAL SUPPLIES	0	0	0	0	0	0
<u>SERVICES</u>						
108-571-440 SEWER PLT EMERG RENTAL EXP	0	0	0	0	0	0
108-571-440.1 SEWER PLT EMERG RENTAL EXP	0	0	0	0	0	0
108-571-440.2 SWR PLT EMERG RENTAL EXPENSE	0	0	0	0	0	0
TOTAL SERVICES	0	0	0	0	0	0
<u>CAPITAL EXPENDITURES</u>						
108-571-625 SEWER PLT-EMERG CAPITAL	0	0	0	0	0	0
TOTAL CAPITAL EXPENDITURES	0	0	0	0	0	0
<hr/>						
TOTAL 71-PLANT OPERATIONS	0	0	0	0	0	0

CITY OF ANGLETON
APPROVED BUDGET
AS OF: JUNE 30TH, 2025

108-STORM REMEDIATION
75-HOTEL/MOTEL

	2022-2023	2023-2024	(-----	2024-2025	-----)	2025-2026
EXPENDITURES	ACTUAL	ACTUAL	ORIGINAL	AMENDED	Y-T-D	PROPOSED
			BUDGET	BUDGET	ACTUAL	BUDGET
<hr/>						
<u>MISCELLANEOUS</u>						
108-575-501	BATES PARK CONCESSION STAND	0	0	0	0	0
108-575-502	ANGLETON REC CENTER	0	0	0	0	0
108-575-503	B.G.PECK	0	0	0	0	0
108-575-504	FREEDOM PARK	0	0	0	13,331	0
108-575-505	FIRE STATION	0	0	0	0	0
108-575-507	ANIMAL CONTROL BUILDING	0	0	0	0	0
108-575-508	CITY ANNEX	0	0	0	0	0
108-575-509	CITY HALL	0	0	0	165	0
108-575-510	PW/PARK AREA	0	0	0	0	0
TOTAL MISCELLANEOUS		0	0	0	13,496	0
<hr/>						
TOTAL 75-HOTEL/MOTEL		0	0	0	13,496	0
<hr/>						
TOTAL EXPENDITURES		0	595,073	0	2,912,179	2,469,586
		=====	=====	=====	=====	=====
REVENUE OVER/ (UNDER) EXPENDITURES		5,885	0	0	89,385	0
		=====	=====	=====	=====	=====

CITY OF ANGLETON
APPROVED BUDGET
AS OF: JUNE 30TH, 2025

PAGE: 1

Item 5.

16 -STEP GRANT

	2022-2023 ACTUAL	2023-2024 ACTUAL	(----- ORIGINAL BUDGET	2024-2025 AMENDED BUDGET	-----) Y-T-D ACTUAL	2025-2026 PROPOSED BUDGET
REVENUES						
PARKS & RECREATION						
16-300-701 TRANSFER FROM FUND BALANCE	0	0	0	0	0	0
TOTAL PARKS & RECREATION	0	0	0	0	0	0
MISCELLANEOUS						
16-300-800 INTEREST	1,106	0	0	0	0	0
16-300-830 GRANT REVENUE	9,795	8,260	0	0	1,515	(2,000)
16-300-831 CITY'S MATCH-TRANSFER	0	3,028	15,028	15,028	0	0
TOTAL MISCELLANEOUS	10,901	11,288	15,028	15,028	1,515	(2,000)
TOTAL REVENUES	10,901	11,288	15,028	15,028	1,515	(2,000)
	=====	=====	=====	=====	=====	=====

CITY OF ANGLETON
APPROVED BUDGET
AS OF: JUNE 30TH, 2025

16 -STEP GRANT
25-POLICE DEPARTMENT

	2022-2023 ACTUAL	2023-2024 ACTUAL	(----- ORIGINAL BUDGET	2024-2025 AMENDED BUDGET	Y-T-D ACTUAL	2025-2026 PROPOSED BUDGET
<hr/>						
<u>PERSONNEL SERVICES</u>						
16-525-105 ADP STEP SALARIES	0	0	0	0	0	0
16-525-110 ADP STEP OT COMP	9,795	9,077	0	0	0	0
16-525-111 STEP OT COMP	0	0	12,510	12,510	0	1,750
16-525-135 STEP -FICA	0	0	970	970	0	114
16-525-140 STEP - HEALTH INSURANCE	0	0	0	0	0	0
16-525-141 HEALTH INS SUBSIDY	0	0	0	0	0	0
16-525-145 STEP-WORKERS COMP	0	0	0	0	0	0
16-525-155 STEP-RETIREMENT	0	0	1,548	1,548	0	136
TOTAL PERSONNEL SERVICES	9,795	9,077	15,028	15,028	0	2,000
<hr/>						
<u>SUPPLIES</u>						
16-525-205 STEP-SUPPLIES	0	0	0	0	0	0
16-525-216 STEP PROG-GAS	0	0	0	0	0	0
TOTAL SUPPLIES	0	0	0	0	0	0
<hr/>						
<u>SERVICES</u>						
16-525-425 STEP -TRAVEL	0	0	0	0	0	0
TOTAL SERVICES	0	0	0	0	0	0
<hr/>						
<u>CAPITAL EXPENDITURES</u>						
16-525-625 STEP -EQUIPMENT	0	0	0	0	0	0
TOTAL CAPITAL EXPENDITURES	0	0	0	0	0	0
<hr/>						
TOTAL 25-POLICE DEPARTMENT	9,795	9,077	15,028	15,028	0	2,000
<hr/>						
TOTAL EXPENDITURES	9,795	9,077	15,028	15,028	0	2,000
<hr/>						
REVENUE OVER/ (UNDER) EXPENDITURES	1,106	2,211	0	0	1,515	(4,000)
<hr/>						

CITY OF ANGLETON
APPROVED BUDGET
AS OF: JUNE 30TH, 2025

138-GLO-LIFT STATION #8

	2022-2023	2023-2024	(----- 2024-2025 -----)		2025-2026
REVENUES	ACTUAL	ACTUAL	ORIGINAL BUDGET	AMENDED BUDGET	PROPOSED BUDGET
<hr/>					
<u>UTILITIES INCOME</u>					
138-300-300 GLO GRANT REVENUE	0	0	0	0	1,668,193
TOTAL UTILITIES INCOME	0	0	0	0	1,668,193
<hr/>					
TOTAL REVENUES	0	0	0	0	1,668,193
	=====	=====	=====	=====	=====

CITY OF ANGLETON
APPROVED BUDGET
AS OF: JUNE 30TH, 2025

138-GLO-LIFT STATION #8
70-SEWER DEPARTMENT

EXPENDITURES	(----- 2024-2025 -----)					
	2022-2023 ACTUAL	2023-2024 ACTUAL	ORIGINAL BUDGET	AMENDED BUDGET	Y-T-D ACTUAL	2025-2026 PROPOSED BUDGET
<u>MISCELLANEOUS</u>						
138-570-555 GLO-LS#8 CONSTRUCTION	0	0	0	0	0	1,434,320
138-570-556 GLO LS #8 ENGINEERING	0	0	0	0	35,982	179,166
138-570-557 GLO LS#8 ENVIRONMENTAL	0	0	0	0	10,000	0
138-570-558 GLO LS#8 ADMINISTRATION	0	0	0	0	78,725	54,707
TOTAL MISCELLANEOUS	0	0	0	0	124,707	1,668,193
<hr/>						
TOTAL 70-SEWER DEPARTMENT	0	0	0	0	124,707	1,668,193
<hr/>						
TOTAL EXPENDITURES	0	0	0	0	124,707	1,668,193
	=====	=====	=====	=====	=====	=====
REVENUE OVER/ (UNDER) EXPENDITURES	0	0	0	0	0	0
	=====	=====	=====	=====	=====	=====

CITY OF ANGLETON
APPROVED BUDGET
AS OF: JUNE 30TH, 2025

73 -2024 CDBG GRANT

	2022-2023	2023-2024	(----- 2024-2025 -----)	2025-2026		
REVENUES	ACTUAL	ACTUAL	ORIGINAL BUDGET	AMENDED BUDGET	Y-T-D ACTUAL	PROPOSED BUDGET
<hr/>						
<u>PARKS & RECREATION</u>						
73-300-703 TRANSFER FROM WATER FUND	0	0	0	70,100	0	70,100
73-300-740 TRANSFER FROM FUND BALANCE	0	0	0	0	0	0
TOTAL PARKS & RECREATION	0	0	0	70,100	0	70,100
<hr/>						
<u>MISCELLANEOUS</u>						
73-300-890 GRANT REVENUE	0	0	0	216,299	0	216,299
TOTAL MISCELLANEOUS	0	0	0	216,299	0	216,299
<hr/>						
<u>TRANSFERS</u>						
73-300-903 TRANSFER FROM WATER FUND	0	0	0	0	0	0
TOTAL TRANSFERS	0	0	0	0	0	0
<hr/>						
TOTAL REVENUES	0	0	0	286,399	0	286,399
	=====	=====	=====	=====	=====	=====

CITY OF ANGLETON
APPROVED BUDGET
AS OF: JUNE 30TH, 2025

73 -2024 CDBG GRANT
70-SEWER DEPARTMENT

		(----- 2024-2025 -----)					2025-2026
EXPENDITURES		2022-2023 ACTUAL	2023-2024 ACTUAL	ORIGINAL BUDGET	AMENDED BUDGET	Y-T-D ACTUAL	PROPOSED BUDGET
<hr/>							
CAPITAL EXPENDITURES							
73-570-615	BASIC ENGINEERING	0	0	0	70,100	0	70,100
73-570-619	CONSTRUCTION	0	0	0	216,299	0	216,299
TOTAL CAPITAL EXPENDITURES		0	0	0	286,399	0	286,399
<hr/>							
OTHER							
73-570-703	TRANSFER TO WATER FUND	0	0	0	0	0	0
TOTAL OTHER		0	0	0	0	0	0
<hr/>							
TOTAL 70-SEWER DEPARTMENT		0	0	0	286,399	0	286,399
<hr/>							
TOTAL EXPENDITURES		0	0	0	286,399	0	286,399
		=====	=====	=====	=====	=====	=====
REVENUE OVER/ (UNDER) EXPENDITURES		0	0	0	0	0	0
		=====	=====	=====	=====	=====	=====

77 -GLO RCP GRANT FOR COMP

	2022-2023	2023-2024	(------ 2024-2025 -----)			2025-2026
REVENUES	ACTUAL	ACTUAL	ORIGINAL BUDGET	AMENDED BUDGET	Y-T-D ACTUAL	PROPOSED BUDGET
<hr/>						
<u>UTILITIES INCOME</u>						
77-300-300 GRANT REVENUE	0	0	0	0	0	135,000
77-300-320 TRANSFER FROM 2013 DEBT SER	0	0	0	0	0	0
TOTAL UTILITIES INCOME	0	0	0	0	0	135,000
<hr/>						
<u>MISCELLANEOUS</u>						
77-300-800 INTEREST	0	0	0	0	0	0
77-300-872 TRANSFER FROM FUND 72	0	0	0	0	0	0
77-300-890 TRANSFER FROM FUND BALANCE	0	0	0	0	0	0
TOTAL MISCELLANEOUS	0	0	0	0	0	0
<hr/>						
TOTAL REVENUES	0	0	0	0	0	135,000
	=====	=====	=====	=====	=====	=====

77 -GLO RCP GRANT FOR COMP
70-SEWER DEPARTMENT

	2022-2023	2023-2024	(----- 2024-2025 -----)	2024-2025	Y-T-D	2025-2026
EXPENDITURES	ACTUAL	ACTUAL	ORIGINAL	AMENDED	ACTUAL	PROPOSED
			BUDGET	BUDGET		BUDGET
<hr/>						
<u>SERVICES</u>						
77-570-415 PROFESSIONAL SERVICES	0	0	0	0	0	135,000
77-570-420 FREEDOM PARK WATER WELL & PLAN	0	0	0	0	0	0
TOTAL SERVICES	0	0	0	0	0	135,000
<hr/>						
<u>CAPITAL EXPENDITURES</u>						
77-570-621 ENGINEERING	0	0	0	0	0	0
77-570-622 WATER WELL CONSTRUCTION	0	0	0	0	0	0
TOTAL CAPITAL EXPENDITURES	0	0	0	0	0	0
<hr/>						
<u>OTHER</u>						
77-570-700 TRANSFER TO FUND BALANCE	0	0	0	0	0	0
77-570-703 TRANSFER TO FUND 03	0	0	0	0	0	0
TOTAL OTHER	0	0	0	0	0	0
<hr/>						
TOTAL 70-SEWER DEPARTMENT	0	0	0	0	0	135,000
<hr/>						
TOTAL EXPENDITURES	0	0	0	0	0	135,000
	=====	=====	=====	=====	=====	=====
REVENUE OVER/ (UNDER) EXPENDITURES	0	0	0	0	0	0
	=====	=====	=====	=====	=====	=====



ANGLETON O/S BOND FUNDS

Includes the following Funds:

- Fund 040 ABLC Park Project
(Abigal Park)
- Fund 121 2018 Bond + Fund 02 Street Fund
(Parish Street and Silver Saddle)
- Fund 122 2022 Bond Series
(KMOCK Project + Fire and City Annex and ETC)

CITY OF ANGLETON
APPROVED BUDGET
AS OF: JUNE 30TH, 2025

PAGE: 1

Item 5.

040-ABLC - LT Debt Projects

	2022-2023	2023-2024	(----- 2024-2025 -----)	2025-2026		
REVENUES	ACTUAL	ACTUAL	ORIGINAL BUDGET	AMENDED BUDGET	Y-T-D ACTUAL	PROPOSED BUDGET
<u>MISCELLANEOUS</u>						
040-300-800 INTEREST INCOME	0	113,191	0	200,000	93,060	100,000
TOTAL MISCELLANEOUS	0	113,191	0	200,000	93,060	100,000
<u>TRANSFERS</u>						
040-300-921 PROCEEDS - CERT OF OBLG	0	4,000,634	0	0	0	0
040-300-940 TRANSFER FROM FUND BALANCE	0	0	0	3,698,000	0	3,350,000
TOTAL TRANSFERS	0	4,000,634	0	3,698,000	0	3,350,000
 TOTAL REVENUES	 0	 4,113,825	 0	 3,898,000	 93,060	 3,450,000
	=====	=====	=====	=====	=====	=====

CITY OF ANGLETON
APPROVED BUDGET
AS OF: JUNE 30TH, 2025

040-ABLC - LT Debt Projects
06-MAINTENANCE DEPT.

EXPENDITURES	2022-2023 ACTUAL	2023-2024 ACTUAL	(----- ORIGINAL BUDGET	2024-2025 AMENDED BUDGET	-----) Y-T-D ACTUAL	2025-2026 PROPOSED BUDGET
<u>CAPITAL EXPENDITURES</u>						
040-506-625.10 ABIGAIL ARIAS PK DEV	0	0	0	2,000,000	64,502	1,900,000
040-506-625.20 FREEDOM PK IMPROVEMENTS	0	0	0	900,000	91,324	800,000
040-506-625.30 BG PECK SOCCER COMPLEX LIGHT	0	176,000	0	148,000	30,685	0
040-506-625.40 ANGLETON REC IMPROVEMENTS	0	0	0	500,000	0	500,000
040-506-625.50 DRAINAGE IMPROVEMENTS	0	0	0	350,000	59,539	250,000
TOTAL CAPITAL EXPENDITURES	0	176,000	0	3,898,000	246,050	3,450,000
 TOTAL 06-MAINTENANCE DEPT.	 0	 176,000	 0	 3,898,000	 246,050	 3,450,000
 TOTAL EXPENDITURES	 0	 176,000	 0	 3,898,000	 246,050	 3,450,000
	=====	=====	=====	=====	=====	=====
REVENUE OVER/(UNDER) EXPENDITURES	0	3,937,825	0	0	(152,990)	0
	=====	=====	=====	=====	=====	=====

CITY OF ANGLETON
APPROVED BUDGET
AS OF: JUNE 30TH, 2025

121-2018 BOND ISSUE

REVENUES	2022-2023 ACTUAL	2023-2024 ACTUAL	(----- ORIGINAL BUDGET	2024-2025 AMENDED BUDGET	(----- Y-T-D ACTUAL	2025-2026 PROPOSED BUDGET
UTILITIES INCOME						
121-300-300 BOND REVENUE	0	0	0	0	0	0
121-300-301 BOND REVENUE-DEBT SERVICE	0	0	0	0	0	0
121-300-302 CENTENNIAL REVENUE	0	0	0	0	0	0
121-300-303 BOOTH SALES REVENUE	0	0	0	0	0	0
121-300-304 SPONSORS	0	0	0	0	0	0
TOTAL UTILITIES INCOME	0	0	0	0	0	0
LICENSES & PERMITS						
121-300-525 BOND PREMIUM	0	0	0	0	0	0
TOTAL LICENSES & PERMITS	0	0	0	0	0	0
PARKS & RECREATION						
121-300-700 TRANSFER FROM FUND BALANCE	0	0	0	0	0	856,000
121-300-702 TRANSFER FROM STREET FUND	0	0	0	0	0	2,138,000
121-300-722 TRANSFER FROM FUND 122	0	0	0	0	0	409,742
TOTAL PARKS & RECREATION	0	0	0	0	0	3,403,742
MISCELLANEOUS						
121-300-800 INTEREST	202,847	192,184	0	0	62,967	50,000
121-300-899 MISC-INCOME	0	0	0	0	0	0
TOTAL MISCELLANEOUS	202,847	192,184	0	0	62,967	50,000
TOTAL REVENUES	202,847	192,184	0	0	62,967	3,453,742
	=====	=====	=====	=====	=====	=====

121-2018 BOND ISSUE
57-ECONOMIC DEVELOPMENT

		(-----)					2025-2026
EXPENDITURES	2022-2023 ACTUAL	2023-2024 ACTUAL	ORIGINAL BUDGET	2024-2025 AMENDED BUDGET	Y-T-D ACTUAL	PROPOSED BUDGET	
<hr/>							
SUPPLIES							
121-557-205 GENERAL SUPPLIES	0	0	0	0	0	0	
121-557-211 CENTENNIAL CELEBRATION	0	0	0	0	0	0	
TOTAL SUPPLIES	0	0	0	0	0	0	
 SERVICES							
121-557-464 HEART OF X-MAS	0	0	0	0	0	0	
121-557-465 FREEDOM FESTIVAL	0	0	0	0	0	0	
121-557-466 ADVERTISING	0	0	0	0	0	0	
TOTAL SERVICES	0	0	0	0	0	0	
 MISCELLANEOUS							
121-557-501 GF HVAC REPLACEMENT	0	0	0	0	0	0	
121-557-502 STREET IMPROVEMENTS	2,127,784	180,834	0	0	(2,522)	0	
121-557-503 WATER FUND IMPROVEMENTS	0	0	0	0	0	0	
121-557-505 STREET IMP ENGINEERING	124,868	245,513	0	0	33,652	50,000	
121-557-505.02 2018 PAVING IMPROVEMENTS	0	0	0	0	0	0	
121-557-506 CHENANGO ST & MULBERRY ENG	0	0	0	0	0	0	
121-557-507 DOWNING STREET-ENG	0	0	0	0	0	0	
121-557-508 HENDERSON RD CULVERTS	0	0	0	0	0	0	
121-557-509 2023 MAINT PROJ-NOREDA/DUMAR	0	262,961	0	0	0	0	
121-557-510 SAN FELIPE/CHEVY CHASE DRIVE	0	95,159	0	0	0	0	
121-557-511 PACKAGE 3- NORTH PARRISH	0	0	0	0	0	3,403,742	
121-557-540 ABLC IMPROVEMENTS	0	0	0	0	0	0	
TOTAL MISCELLANEOUS	2,252,652	784,466	0	0	31,130	3,453,742	
 OTHER							
121-557-719 TRANSFER TO FUND 119	0	0	0	0	0	0	
121-557-721 TRANSFER TO FUND BALANCE	0	0	0	0	0	0	
121-557-740 TRANSFER TO ABLC	0	0	0	0	0	0	
TOTAL OTHER	0	0	0	0	0	0	
<hr/>							
TOTAL 57-ECONOMIC DEVELOPMENT	2,252,652	784,466	0	0	31,130	3,453,742	

CITY OF ANGLETON
APPROVED BUDGET
AS OF: JUNE 30TH, 2025

PAGE: 3

Item 5.

121-2018 BOND ISSUE
60-COLLECTIONS

EXPENDITURES	2022-2023 ACTUAL	2023-2024 ACTUAL	(----- ORIGINAL BUDGET	2024-2025 AMENDED BUDGET	(----- Y-T-D ACTUAL	2025-2026 PROPOSED BUDGET
<u>SERVICES</u>						
121-560-418 BOND ISSUANCE COST	0	0	0	0	0	0
TOTAL SERVICES	0	0	0	0	0	0
 TOTAL 60-COLLECTIONS	 0	 0	 0	 0	 0	 0
 TOTAL EXPENDITURES	 2,252,652	 784,466	 0	 0	 31,130	 3,453,742
	=====	=====	=====	=====	=====	=====
REVENUE OVER/(UNDER) EXPENDITURES	(2,049,806)	(592,283)	0	0	31,837	0
	=====	=====	=====	=====	=====	=====

CITY OF ANGLETON
APPROVED BUDGET
AS OF: JUNE 30TH, 2025

122-2022 BOND SERIES

	2022-2023	2023-2024	(----- 2024-2025 -----)			2025-2026
REVENUES	ACTUAL	ACTUAL	ORIGINAL BUDGET	AMENDED BUDGET	Y-T-D ACTUAL	PROPOSED BUDGET
<hr/>						
<u>UTILITIES INCOME</u>						
122-300-300 LIVEABLE CENTER REVENUE	0	0	0	0	0	0
122-300-301 TRANSFER--CITY'S MATCH	0	0	0	0	0	0
TOTAL UTILITIES INCOME	0	0	0	0	0	0
 <u>PARKS & RECREATION</u>						
122-300-700 TRANSFER FROM FUND BALANCE	0	0	0	0	0	7,546,894
TOTAL PARKS & RECREATION	0	0	0	0	0	7,546,894
 <u>MISCELLANEOUS</u>						
122-300-800 INTEREST INCOME	388,418	432,289	0	0	159,956	100,000
122-300-801 REFUNDING REVENUE	0	0	0	0	0	0
122-300-833 TRANSF FROM FUND 133 2022BOND	10,000,000	0	0	0	0	0
TOTAL MISCELLANEOUS	10,388,418	432,289	0	0	159,956	100,000
 <u>TRANSFERS</u>						
122-300-901 TRANSFER FROM FUND BALANCE	0	0	0	0	0	0
TOTAL TRANSFERS	0	0	0	0	0	0
<hr/>						
TOTAL REVENUES	10,388,418	432,289	0	0	159,956	7,646,894
	=====	=====	=====	=====	=====	=====

CITY OF ANGLETON
APPROVED BUDGET
AS OF: JUNE 30TH, 2025

122-2022 BOND SERIES
00-ADMINISTRATION

EXPENDITURES	2022-2023 ACTUAL	2023-2024 ACTUAL	(----- 2024-2025 -----) ORIGINAL BUDGET	AMENDED BUDGET	Y-T-D ACTUAL	2025-2026 PROPOSED BUDGET
<u>MISCELLANEOUS</u>						
122-500-501 K-MOC CONSTRUCTION	64,634	21,282	0	0	193,455	5,005,920
122-500-575 City Hall Annex	<u>2,561,694</u>	<u>147,847</u>	<u>0</u>	<u>0</u>	<u>550</u>	<u>100,000</u>
TOTAL MISCELLANEOUS	2,626,328	169,129	0	0	194,005	5,105,920
 TOTAL 00-ADMINISTRATION	 2,626,328	 169,129	 0	 0	 194,005	 5,105,920

CITY OF ANGLETON
APPROVED BUDGET
AS OF: JUNE 30TH, 2025

122-2022 BOND SERIES
06-MAINTENANCE DEPT.

		(----- 2024-2025 -----)				2025-2026
EXPENDITURES	2022-2023 ACTUAL	2023-2024 ACTUAL	ORIGINAL BUDGET	AMENDED BUDGET	Y-T-D ACTUAL	PROPOSED BUDGET
<hr/>						
SUPPLIES						
122-506-214 LIVABLE CENTERS STUDY	0	0	0	0	0	0
122-506-215 DIRECT COSTS	0	0	0	0	0	0
TOTAL SUPPLIES	0	0	0	0	0	0
<hr/>						
TOTAL 06-MAINTENANCE DEPT.	0	0	0	0	0	0

CITY OF ANGLETON
APPROVED BUDGET
AS OF: JUNE 30TH, 2025

122-2022 BOND SERIES
30-FIRE DEPARTMENT

		(----- 2024-2025 -----)				2025-2026
EXPENDITURES	2022-2023 ACTUAL	2023-2024 ACTUAL	ORIGINAL BUDGET	AMENDED BUDGET	Y-T-D ACTUAL	PROPOSED BUDGET
<hr/>						
<u>SERVICES</u>						
122-530-450 Fire Dept - Building	41,909	4,814	0	0	0	500,000
TOTAL SERVICES	41,909	4,814	0	0	0	500,000
<hr/>						
TOTAL 30-FIRE DEPARTMENT	41,909	4,814	0	0	0	500,000

CITY OF ANGLETON
APPROVED BUDGET
AS OF: JUNE 30TH, 2025122-2022 BOND SERIES
58-PUBLIC WORKS

EXPENDITURES	2022-2023 ACTUAL	2023-2024 ACTUAL	(----- ORIGINAL BUDGET	2024-2025 AMENDED BUDGET	-----) Y-T-D ACTUAL	2025-2026 PROPOSED BUDGET
<u>MISCELLANEOUS</u>						
122-558-501 PARISH STREET	0	0	0	0	0	409,742
122-558-502 288 B UTILITY	0	0	0	0	0	1,250,000
TOTAL MISCELLANEOUS	0	0	0	0	0	1,659,742
<hr/>						
TOTAL 58-PUBLIC WORKS	0	0	0	0	0	1,659,742

CITY OF ANGLETON
APPROVED BUDGET
AS OF: JUNE 30TH, 2025

122-2022 BOND SERIES
60-COLLECTIONS

		2022-2023	2023-2024	(----- 2024-2025 -----)			2025-2026
EXPENDITURES		ACTUAL	ACTUAL	ORIGINAL BUDGET	AMENDED BUDGET	Y-T-D ACTUAL	PROPOSED BUDGET
<hr/>							
<u>SERVICES</u>							
122-560-415	PROFESSIONAL FEES	0	0	0	0	0	0
122-560-416	BOND ISSUE COST	0	0	0	0	0	0
122-560-417	PRINCIPAL PAYMENT ON BONDS	0	0	0	0	0	0
TOTAL SERVICES		0	0	0	0	0	0
<hr/>							
<u>OTHER</u>							
122-560-705	TRANSF TO DEBT SER	0	0	0	0	0	0
TOTAL OTHER		0	0	0	0	0	0
<hr/>							
TOTAL 60-COLLECTIONS		0	0	0	0	0	0

CITY OF ANGLETON
APPROVED BUDGET
AS OF: JUNE 30TH, 2025

PAGE: 7

Item 5.

122-2022 BOND SERIES
71-PLANT OPERATIONS

EXPENDITURES	2022-2023 ACTUAL	2023-2024 ACTUAL	(----- ORIGINAL BUDGET	2024-2025 AMENDED BUDGET	-----) Y-T-D ACTUAL	2025-2026 PROPOSED BUDGET
<u>CAPITAL EXPENDITURES</u>						
122-571-608 Equipment Purchase	189,786	0	0	0	0	0
TOTAL CAPITAL EXPENDITURES	189,786	0	0	0	0	0
 TOTAL 71-PLANT OPERATIONS	 189,786	 0	 0	 0	 0	 0
 TOTAL EXPENDITURES	 2,858,023	 173,943	 0	 0	 194,005	 7,265,662
	=====	=====	=====	=====	=====	=====
REVENUE OVER/ (UNDER) EXPENDITURES	7,530,395	258,346	0	0	(34,049)	381,232
	=====	=====	=====	=====	=====	=====

CITY OF ANGLETON
APPROVED BUDGET
AS OF: JUNE 30TH, 2025

PAGE: 1

Item 5.

02 -STREET FUND

	2022-2023	2023-2024	(----- 2024-2025 -----)	2025-2026		
REVENUES	ACTUAL	ACTUAL	ORIGINAL BUDGET	AMENDED BUDGET	Y-T-D ACTUAL	PROPOSED BUDGET
<u>OTHER TAXES</u>						
02-300-200 SALES TAX	0	0	0	0	0	0
02-300-240 SALES TAX ABL'S SHARE	0	0	0	0	0	0
TOTAL OTHER TAXES	0	0	0	0	0	0
<u>PARKS & RECREATION</u>						
02-300-725 LEASE PURCHASE REVENUE	0	0	0	0	0	0
02-300-783 TRANS FROM RECY FOR ADMIN	0	0	0	0	0	0
TOTAL PARKS & RECREATION	0	0	0	0	0	0
<u>MISCELLANEOUS</u>						
02-300-800 INTEREST INCOME	56,369	56,557	20,000	20,000	22,843	0
02-300-815 SPECIAL ASSESSMENTS	0	0	0	0	0	0
02-300-820 CASH OVER/SHORT	0	0	0	0	0	0
02-300-850 F.E.M.A. GRANT REVENUE	0	0	0	0	0	0
02-300-895 SALE OF EQUIPMENT	0	0	0	0	0	0
02-300-899 MISCELLANEOUS	0	0	0	0	0	0
TOTAL MISCELLANEOUS	56,369	56,557	20,000	20,000	22,843	0
<u>TRANSFERS</u>						
02-300-900 BOND PROCEEDS	0	0	0	0	0	0
02-300-901 TRANSFER FROM GEN FUND	0	0	0	0	0	0
02-300-902 TRANSFER FROM FUND BALANCE	0	0	0	86,250	0	2,138,000
02-300-903 SCHOOL DIST FUNDING-DOWNING RD	0	0	0	0	0	0
02-300-904 1ST PRESBYTERIAN CHURCH REIMB	0	0	0	0	0	0
02-300-905 HOLY COMFORTER CHURCH-REIMBURS	0	0	0	0	0	0
02-300-906 TRANSFER FROM FUND BALANCE	0	0	0	0	0	0
02-300-912 TRANSFER FROM TXDOT GRANT	0	0	0	0	0	0
02-300-920 TRANSFER FROM FUND 120 GIS EMP	0	0	0	0	0	0
02-300-931 TRANSFER TO CARBTEX FUND#31	0	0	0	0	0	0
02-300-957 TRANSFER FROM FUND 57	0	0	0	0	0	0
TOTAL TRANSFERS	0	0	0	86,250	0	2,138,000
<u>TOTAL REVENUES</u>						
	56,369	56,557	20,000	106,250	22,843	2,138,000
	=====	=====	=====	=====	=====	=====

CITY OF ANGLETON
APPROVED BUDGET
AS OF: JUNE 30TH, 2025

02 -STREET FUND
58-PUBLIC WORKS

EXPENDITURES	(----- 2024-2025 -----)					
	2022-2023 ACTUAL	2023-2024 ACTUAL	ORIGINAL BUDGET	AMENDED BUDGET	Y-T-D ACTUAL	2025-2026 PROPOSED BUDGET
PERSONNEL SERVICES						
02-558-105 STREET - SALARIES	0	0	0	0	0	0
02-558-106 STREET - ON CALL	0	0	0	0	0	0
02-558-107 STREET - GIS SALARY	0	0	0	0	0	0
02-558-108 STEP RAISE	0	0	0	0	0	0
02-558-110 STREET - OVERTIME	0	0	0	0	0	0
02-558-115 STREET - LONGEVITY	0	0	0	0	0	0
02-558-120 STREET - HURRICANE OVERTIME	0	0	0	0	0	0
02-558-121 HURRICANE SET BASE PAY	0	0	0	0	0	0
02-558-125 STREET - AUTO ALLOWANCE	0	0	0	0	0	0
02-558-126 STREET - CERTIFICATION	0	0	0	0	0	0
02-558-128 STREET - SPECIAL JOB PAY	0	0	0	0	0	0
02-558-135 STREET - FICA	0	0	0	0	0	0
02-558-140 STREET - HEALTH INS	0	0	0	0	0	0
02-558-141 STREET - INS SUBSIDY	0	0	0	0	0	0
02-558-142 STREET - INS COMMISSION	0	0	0	0	0	0
02-558-145 STREET - WORKER'S COMP	0	0	0	0	0	0
02-558-155 STREET - RETIREMENT	0	0	0	0	0	0
02-558-185 STREET - PAYROLL ACCRUAL	0	0	0	0	0	0
02-558-189 STREET - HEALTH INS INCREASE	0	0	0	0	0	0
TOTAL PERSONNEL SERVICES	0	0	0	0	0	0
SUPPLIES						
02-558-203 STREET - APPAREL	0	0	0	0	0	0
02-558-205 STREET - GENERAL SUPPLIES	0	0	0	0	0	0
02-558-210 STREET - OFFICE SUPPLIES	0	0	0	0	0	0
02-558-213 STREET - SIGN MATERIAL	0	0	0	0	0	0
02-558-215 STREET - VEHICLE SUPPLIES	0	0	0	0	0	0
02-558-216 STREET - FUEL EXPENSE	0	0	0	0	0	0
02-558-220 STREET - EQUIPMENT SUPPLIES	0	0	0	0	0	0
02-558-221 STREET - SMALL EQUIPMENT	0	0	0	0	0	0
02-558-223 STREET - EQUIPMENT RENTAL	0	0	0	0	0	0
02-558-225 STREET - CHEMICALS	0	0	0	0	0	0
TOTAL SUPPLIES	0	0	0	0	0	0
REPAIR & MAINTENANCE						
02-558-305 STREET - VEHICLE MAINTENANCE	0	0	0	0	0	0
02-558-310 STREET - R&M EQUIPMENT	0	0	0	0	0	0
02-558-315 STREET - R&M INFRASTRUCTURE	0	0	0	0	0	0
02-558-316 STREET - TRAFFIC LIGHTS	0	0	0	0	0	0
02-558-317 STREET - ROAD PAINTING	0	0	0	0	0	0
02-558-318 STREET - SIDEWALKS	0	0	0	0	0	0
02-558-320 STREET - R&M BUILDING	0	0	0	0	0	0
TOTAL REPAIR & MAINTENANCE	0	0	0	0	0	0

CITY OF ANGLETON
APPROVED BUDGET
AS OF: JUNE 30TH, 2025

02 -STREET FUND
58-PUBLIC WORKS

		(-----)					2025-2026
EXPENDITURES	2022-2023 ACTUAL	2023-2024 ACTUAL	ORIGINAL BUDGET	AMENDED BUDGET	Y-T-D ACTUAL	PROPOSED BUDGET	
SERVICES							
02-558-405 STREET - TELEPHONE	0	0	0	0	0	0	
02-558-410 STREET - UTILITIES	0	0	0	0	0	0	
02-558-411 STREET - LIGHTS	0	0	0	0	0	0	
02-558-415 STREET - LEGAL/PROFESSIONAL	0	0	0	0	0	0	
02-558-420 STREET - DUES/SUBSCRIPTIONS	0	0	0	0	0	0	
02-558-425 STREET - TRAVEL/TRAINING	0	0	0	0	0	0	
02-558-446 U.S. FILTER CONTRACT(BASE FEE)	0	0	0	0	0	0	
02-558-447 U.S.FILTER CONTRACT(M&O OVER)	0	0	0	0	0	0	
02-558-455 STREET - CONTRACT LABOR	0	0	0	0	0	0	
02-558-465 STREET - SPEC PROJECT/EVENTS	0	0	0	0	0	0	
02-558-499 STREET - MISCELLANEOUS	0	0	0	0	0	0	
TOTAL SERVICES	0	0	0	0	0	0	
MISCELLANEOUS							
02-558-501 SALES TAX TO GENERAL FUND	0	0	0	0	0	0	
02-558-506 STREET - VEHICLE INSURANCE	0	0	0	0	0	0	
02-558-510 STREET - EMPLOYEE APPRECIATION	0	0	0	0	0	0	
02-558-511 STREET - INTEREST EXPENSE	0	0	0	0	0	0	
02-558-515 STREET - NISTOY DEBT PAYMENT	0	0	0	0	0	0	
02-558-530 STREET - CONTINGENCY	0	0	0	0	0	0	
02-558-535 STREET - LEASE PAYMENTS	0	0	0	0	0	0	
02-558-536 STREET - LEASE PAYMENTS BLDG	0	0	0	0	0	0	
02-558-540 STREET - SALES TAX ABLC	0	0	0	0	0	0	
02-558-577 STREET - SALARY SURVEY IMP	0	0	0	0	0	0	
TOTAL MISCELLANEOUS	0	0	0	0	0	0	
CAPITAL EXPENDITURES							
02-558-601 STREET - VEHICLES	0	0	0	0	0	0	
02-558-602 GENERATOR BOXES	0	0	0	0	0	0	
02-558-605 CE LAND	0	0	0	0	0	0	
02-558-608 STREET - EQUIPMENT PURCHASE	0	0	0	0	0	0	
02-558-609 STREET-COMPUTER / PRINTER PURC	0	0	0	0	0	0	
02-558-610 STREET-RADIOS	0	0	0	0	0	0	
02-558-612 STREET - OVERLAYS	0	0	0	0	0	0	
02-558-613 STREET - CE SIDEWALKS	0	0	0	0	0	0	
02-558-615 STREET - CE INFRASTRUCTURE	98,019	2,500	20,000	20,000	0	0	
02-558-616 STREET IMPROVEMENTS	0	0	0	0	0	0	
02-558-617 CE-PECAN SIDEWALK/BUS SHELTER	0	0	0	0	0	0	
02-558-618 CE-OVRLY ALLEY-1ST PRES CHURCH	0	0	0	0	0	0	
02-558-619 TRAFFIC COUNTERS	0	0	0	0	0	0	
02-558-620 STREET-TRAILER	0	0	0	0	0	0	
02-558-621 KARANKAWA ROAD	0	0	0	0	0	0	
02-558-625 ST-CALL INFO SYSTEM	0	0	0	0	0	0	
TOTAL CAPITAL EXPENDITURES	98,019	2,500	20,000	20,000	0	0	

CITY OF ANGLETON
APPROVED BUDGET
AS OF: JUNE 30TH, 2025

02 -STREET FUND
58-PUBLIC WORKS

EXPENDITURES		2022-2023 ACTUAL	2023-2024 ACTUAL	(----- ORIGINAL BUDGET	2024-2025 AMENDED BUDGET	Y-T-D ACTUAL	2025-2026 PROPOSED BUDGET
<u>OTHER</u>							
02-558-701	TRANSFER TO G.F.	0	0	0	86,250	86,250	0
02-558-702	ST. IMPV.-TRANSFER TO FUND BAL	0	0	0	0	0	0
02-558-703	GCC MATCH	0	0	0	0	0	0
02-558-704	ST. IMPRV-TRANSFER TO CAP RESV	0	0	0	0	0	0
02-558-705	TRANSFER TO DEBT SERVICE	0	0	0	0	0	0
02-558-712	TRANS TO TXDOT SIDEWALK FUND12	0	0	0	0	0	0
02-558-714	TRANS FOR CAPT-REPLACEMENT	0	0	0	0	0	0
02-558-715	TRANS MATCH SIDEWALK PROJRCT	0	0	0	0	0	0
02-558-718	TRANSF TO GLO GRANT FUND118	0	0	0	0	0	0
02-558-719	TRANSFER TO CAPITAL FUND	0	0	0	0	0	0
02-558-721	TRANSFER TO 2018 BOND ISSUE	0	0	0	0	0	2,138,000
02-558-722	TRANS TO GF FOR ADMIN EXP	0	0	0	0	0	0
02-558-743	TRANS TO MAIN STR GRANT 43	0	0	0	0	0	0
02-558-786	TRANS TO SEBESTA ROAD PROJ	0	0	0	0	0	0
02-558-797	TRANSF TO FEMA-STORM IKE	0	0	0	0	0	0
	TOTAL OTHER	0	0	0	86,250	86,250	2,138,000
TOTAL 58-PUBLIC WORKS		98,019	2,500	20,000	106,250	86,250	2,138,000

CITY OF ANGLETON
APPROVED BUDGET
AS OF: JUNE 30TH, 2025

02 -STREET FUND
63-ST-RT OF WAY MAINT

EXPENDITURES	2022-2023 ACTUAL	2023-2024 ACTUAL	(----- ORIGINAL BUDGET	2024-2025 AMENDED BUDGET	(----- Y-T-D ACTUAL	2025-2026 PROPOSED BUDGET
PERSONNEL SERVICES						
02-563-105 RT OF WAY - SALARIES	0	0	0	0	0	0
02-563-106 ST-RT OF WAY MAINT-ON CALL	0	0	0	0	0	0
02-563-110 RT OF WAY - OVERTIME	0	0	0	0	0	0
02-563-115 RT OF WAY - LONGEVITY	0	0	0	0	0	0
02-563-120 RT OF WAY - HURRICANE OVERTIME	0	0	0	0	0	0
02-563-125 ST-RT OF WAY MAINT-AUTO ALLOW	0	0	0	0	0	0
02-563-126 ST-RT OF WAY MAINT-CERTIFCAT	0	0	0	0	0	0
02-563-135 RT OF WAY - FICA	0	0	0	0	0	0
02-563-140 RT OF WAY - HEALTH INS	0	0	0	0	0	0
02-563-141 RT OF WAY - INS SUBSIDY	0	0	0	0	0	0
02-563-145 RT OF WAY - WORKERS COMP	0	0	0	0	0	0
02-563-155 RT OF WAY - RETIREMENT	0	0	0	0	0	0
02-563-185 RT OF WAY - PAYROLL ACCRUAL	0	0	0	0	0	0
TOTAL PERSONNEL SERVICES	0	0	0	0	0	0
SUPPLIES						
02-563-215 RT OF WAY - VEHICLE SUPPLIES	0	0	0	0	0	0
02-563-216 RT OF WAY - FUEL EXPENSE	0	0	0	0	0	0
02-563-220 RT OF WAY - EQUIPMENT SUPPLIES	0	0	0	0	0	0
TOTAL SUPPLIES	0	0	0	0	0	0
REPAIR & MAINTENANCE						
02-563-310 RT OF WAY - R&M EQUIPMENT	0	0	0	0	0	0
TOTAL REPAIR & MAINTENANCE	0	0	0	0	0	0
MISCELLANEOUS						
02-563-510 RT OF WAY - EMP APPRECIATION	0	0	0	0	0	0
TOTAL MISCELLANEOUS	0	0	0	0	0	0
CAPITAL EXPENDITURES						
02-563-610 RT OF WAY - VEHICLES	0	0	0	0	0	0
TOTAL CAPITAL EXPENDITURES	0	0	0	0	0	0
TOTAL 63-ST-RT OF WAY MAINT	0	0	0	0	0	0
TOTAL EXPENDITURES	98,019	2,500	20,000	106,250	86,250	2,138,000
REVENUE OVER/(UNDER) EXPENDITURES	(41,650)	54,057	0	0	(63,407)	0



CAPITAL FUNDS

- HWY 288 Impact Fee Fund (124)
- Infrastructure Fund (128)

CITY OF ANGLETON
APPROVED BUDGET
AS OF: JUNE 30TH, 2025

124-CAP-288-523 IMPACT FEES

REVENUES	2022-2023 ACTUAL	2023-2024 ACTUAL	(----- ORIGINAL BUDGET	2024-2025 AMENDED BUDGET	-----) Y-T-D ACTUAL	2025-2026 PROPOSED BUDGET
<u>UTILITIES INCOME</u>						
124-300-300 288 IND. PARK IMPACT FEE	4,538	0	0	0	78,587	0
124-300-301 IMPACT FEE-LOVES	0	0	0	0	0	0
124-300-302 KUBOTA IMPACT FEE	0	0	0	0	0	0
124-300-303 NEW BUSINESS	0	0	0	0	0	0
TOTAL UTILITIES INCOME	4,538	0	0	0	78,587	0
<u>MISCELLANEOUS</u>						
124-300-800 INTEREST INCOME	2	106	0	0	166	200
TOTAL MISCELLANEOUS	2	106	0	0	166	200
<u>TRANSFERS</u>						
124-300-900 TRANSFER FROM FUND BALANCE	0	0	0	0	0	83,232
TOTAL TRANSFERS	0	0	0	0	0	83,232
TOTAL REVENUES	4,539	106	0	0	78,754	83,432
	=====	=====	=====	=====	=====	=====

CITY OF ANGLETON
APPROVED BUDGET
AS OF: JUNE 30TH, 2025

PAGE: 2

Item 5.

124-CAP-288-523 IMPACT FEES
70-SEWER DEPARTMENT

EXPENDITURES	2022-2023 ACTUAL	2023-2024 ACTUAL	(----- ORIGINAL BUDGET	2024-2025 AMENDED BUDGET	-----) Y-T-D ACTUAL	2025-2026 PROPOSED BUDGET
<u>MISCELLANEOUS</u>						
124-570-501 FUTURE UTILITY EXTENSIONS	0	0	0	0	0	0
124-570-502 IMPACT FEES REFUND	0	0	0	0	0	0
124-570-532 INTEREST EXPENSE	0	0	0	0	0	0
TOTAL MISCELLANEOUS	0	0	0	0	0	0
<u>OTHER</u>						
124-570-700 TRANSFER TO FUND BALANCE	0	0	0	0	0	0
124-570-705 TRANSFER TO DEBT SERVICE	0	0	0	0	0	0
124-570-728 TRANSFER TO INFRASTRUCTURE FUND	0	0	0	0	0	83,432
TOTAL OTHER	0	0	0	0	0	83,432
 TOTAL 70-SEWER DEPARTMENT	 0	 0	 0	 0	 0	 83,432
 TOTAL EXPENDITURES	 0	 0	 0	 0	 0	 83,432
	=====	=====	=====	=====	=====	=====
REVENUE OVER/ (UNDER) EXPENDITURES	4,539	106	0	0	78,754	0
	=====	=====	=====	=====	=====	=====

CITY OF ANGLETON
APPROVED BUDGET
AS OF: JUNE 30TH, 2025

128-INFRASTRUCTURE FUND

REVENUES	2022-2023 ACTUAL	2023-2024 ACTUAL	(----- 2024-2025 -----)		Y-T-D ACTUAL	2025-2026 PROPOSED BUDGET
			ORIGINAL BUDGET	AMENDED BUDGET		
<u>UTILITIES INCOME</u>						
128-300-300 WATER FEES REVENUE	172,137	176,271	165,000	165,000	137,058	165,000
128-300-305 SEWER FEES REVENUE	163,532	168,476	160,000	160,000	130,806	160,000
128-300-324 TRANSFER FROM FUND 124	0	0	0	0	0	0
TOTAL UTILITIES INCOME	335,668	344,747	325,000	325,000	267,864	325,000
<u>LICENSES & PERMITS</u>						
128-300-500 County CH Interlocal Agreement	938,000	0	0	0	0	0
128-300-500 Courthouse Utility Proj - Reim	0	210,625	0	0	0	0
TOTAL LICENSES & PERMITS	938,000	210,625	0	0	0	0
<u>MISCELLANEOUS</u>						
128-300-800 INTEREST	0	0	0	0	0	0
TOTAL MISCELLANEOUS	0	0	0	0	0	0
<u>TRANSFERS</u>						
128-300-900 TRANSFER FROM FUND BALANCE	0	0	0	0	0	0
TOTAL TRANSFERS	0	0	0	0	0	0
TOTAL REVENUES	1,273,668	555,372	325,000	325,000	267,864	325,000
	=====	=====	=====	=====	=====	=====

CITY OF ANGLETON
APPROVED BUDGET
AS OF: JUNE 30TH, 2025128-INFRASTRUCTURE FUND
70-SEWER DEPARTMENT

EXPENDITURES	2022-2023 ACTUAL	2023-2024 ACTUAL	(----- ORIGINAL BUDGET	2024-2025 AMENDED BUDGET	----- Y-T-D ACTUAL	2025-2026 PROPOSED BUDGET
<u>MISCELLANEOUS</u>						
128-570-515 SCADA SYSTEM WWTP	5,581	17,376	0	0	21,588	0
128-570-532 INTEREST EXPENSE	0	0	0	0	0	0
TOTAL MISCELLANEOUS	5,581	17,376	0	0	21,588	0
<u>CAPITAL EXPENDITURES</u>						
128-570-600 Capital Outlay	4,612	213,209	0	0	0	0
TOTAL CAPITAL EXPENDITURES	4,612	213,209	0	0	0	0
<u>OTHER</u>						
128-570-700 TRANSFER TO FUND BALANCE	0	0	0	0	0	20,012
128-570-703 Transfer to Fund 03	1,145,246	0	0	0	0	0
128-570-724 TRANSFER TO 288 IMPACT FEE	0	0	0	0	0	0
128-570-724.01 TRANS TO DS FOR 288 IMPACT FEE	0	0	162,500	162,500	121,875	152,494
128-570-725 TRANSFER TO 220 IMPACT FEE	308,223	0	0	0	0	0
128-570-725.01 TRANSF TO DS 220 IMPACT FEE	0	0	162,500	162,500	121,875	152,494
TOTAL OTHER	1,453,469	0	325,000	325,000	243,750	325,000
 TOTAL 70-SEWER DEPARTMENT	 1,463,662	 230,585	 325,000	 325,000	 265,338	 325,000
 TOTAL EXPENDITURES	 1,463,662	 230,585	 325,000	 325,000	 265,338	 325,000
	=====	=====	=====	=====	=====	=====
REVENUE OVER/(UNDER) EXPENDITURES	(189,994)	324,787	0	0	2,526	0
	=====	=====	=====	=====	=====	=====



ANGLETON BETTER LIVING CORPORATION

Includes the following Funds:

- Fund 40 – ABLC
- Fund 60 Angleton Recreation Center
- Fund 50 Rec-Division

CITY OF ANGLETON
APPROVED BUDGET
AS OF: JUNE 30TH, 2025

40 -ANGLETON BETTER LIVING

	2022-2023	2023-2024	(----- 2024-2025 -----)			2025-2026
REVENUES	ACTUAL	ACTUAL	ORIGINAL BUDGET	AMENDED BUDGET	Y-T-D ACTUAL	PROPOSED BUDGET
<hr/>						
<u>MISCELLANEOUS</u>						
40-300-800 INTEREST INCOME	2,824	5,709	2,220	2,220	4,219	2,579
40-300-801 SALES TAX PORTION	1,982,237	2,116,297	2,300,109	2,300,109	1,279,442	2,409,277
40-300-899 MISCELLANEOUS INCOME	0	5,000	0	0	0	0
TOTAL MISCELLANEOUS	1,985,062	2,127,006	2,302,329	2,302,329	1,283,661	2,411,856
<hr/>						
<u>TRANSFERS</u>						
40-300-900 TRANSFER FROM FUND BALANCE	0	0	0	0	0	0
40-300-921 2018 DEBT ISSUE	0	0	0	0	0	0
TOTAL TRANSFERS	0	0	0	0	0	0
<hr/>						
TOTAL REVENUES	1,985,062	2,127,006	2,302,329	2,302,329	1,283,661	2,411,856
	=====	=====	=====	=====	=====	=====

CITY OF ANGLETON
APPROVED BUDGET
AS OF: JUNE 30TH, 2025

40 -ANGLETON BETTER LIVING
06-MAINTENANCE DEPT.

		2022-2023	2023-2024	(----- 2024-2025 -----)		2025-2026
EXPENDITURES		ACTUAL	ACTUAL	ORIGINAL BUDGET	AMENDED BUDGET	PROPOSED BUDGET
					Y-T-D ACTUAL	
<u>SERVICES</u>						
40-506-415	ABL-LEGAL & PROFESSIONAL	3,745	2,170	2,100	2,100	2,000
40-506-425	TRAVEL AND TRAINING	0	0	0	0	0
40-506-446	Advertising	0	1,528	1,500	1,500	1,500
40-506-498	TRANSFER TO FUND BALANCE	0	0	0	0	0
	TOTAL SERVICES	3,745	3,698	3,600	3,600	3,500
<u>MISCELLANEOUS</u>						
40-506-520	ABL-CONTINGENCY	131,792	253,123	125,664	125,664	297,166
40-506-599	MISCELLANEOUS EXPENSE	0	0	0	0	0
	TOTAL MISCELLANEOUS	131,792	253,123	125,664	125,664	297,166
<u>CAPITAL EXPENDITURES</u>						
40-506-605	LAND ACQUISITION	0	0	0	0	0
40-506-615	ABL-INFRASTRUCTURE	0	0	0	0	0
40-506-625	PARK PROJECT DESIGN	0	14,705	0	0	0
40-506-625.01	OTHER PARK PROJECTS	0	0	0	0	0
	TOTAL CAPITAL EXPENDITURES	0	14,705	0	0	0
<u>OTHER</u>						
40-506-700	TRANSFER TO FUND BALANCE	0	0	58,075	58,075	0
40-506-701	TRANSFER TO GENERAL FUND	275,727	349,129	409,039	409,039	410,258
40-506-705	TRANSFER TO DEBT SERVICE	373,422	491,086	714,575	714,575	697,250
40-506-719	TRANSF-LAKESIDE PARK CAPITAL	39,000	0	0	0	0
40-506-751	TRANSFER TO REC CENTER INFRACT	0	0	0	0	0
40-506-752	TRANSFER TO REC-MO CAPITAL	0	0	0	0	0
40-506-760	TRANSFER TO ACT CTR OP FUND	461,723	581,279	550,876	550,876	653,496
40-506-761	TRANSFER TO REC OP FUND	372,703	382,878	440,500	440,500	373,165
40-506-762	TRANSFER TO FREEDOM PARK	0	0	0	0	0
	TOTAL OTHER	1,522,575	1,804,372	2,173,065	2,173,065	2,134,169
<hr/>						
TOTAL 06-MAINTENANCE DEPT.		1,658,112	2,075,899	2,302,329	2,302,329	2,434,835
<hr/>						
TOTAL EXPENDITURES		1,658,112	2,075,899	2,302,329	2,302,329	2,434,835
		=====	=====	=====	=====	=====
REVENUE OVER/(UNDER) EXPENDITURES		326,949	51,108	0	0	(22,979)
		=====	=====	=====	=====	=====

60 -ANGLETON ACTIVITY CENTER

REVENUES	2022-2023 ACTUAL	2023-2024 ACTUAL	(----- ORIGINAL BUDGET	2024-2025 AMENDED BUDGET	----- Y-T-D ACTUAL	2025-2026 PROPOSED BUDGET
PARKS & RECREATION						
60-300-711 FAMILY MEMBERSHIP	185,889	233,622	174,336	174,336	155,050	225,000
60-300-712 INDIVIDUAL MEMBERSHIP	82,660	90,140	85,044	85,044	63,122	91,971
60-300-713 SENIOR MEMBERSHIPS	16,312	20,515	17,526	17,526	12,384	19,971
60-300-715 ROOM RENTAL FEES	43,635	36,229	47,500	47,500	21,989	42,000
60-300-716 DAILY ENTRY FEE	190,085	156,662	179,692	179,692	75,188	165,000
60-300-717 OTHER	456	883	1,000	1,000	1,244	1,100
60-300-718 MEMBERSHIP YOUTH	0	0	0	0	0	0
60-300-719 MILITARY MEMBERSHIPS	150	0	0	0	0	0
60-300-740 TRANSFER FROM ABLC	461,723	581,279	550,876	550,876	225,000	653,496
60-300-741 TRANSFER FROM ABL-MO CAPITAL	0	0	0	0	0	0
60-300-745 TRANS PRIOR YEAR EXCESS (ABL)	0	0	0	0	0	0
60-300-750 LOAN PROCEEDS	0	0	0	0	0	0
60-300-751 TRANSFER FROM ABLC-INFRACT	0	0	0	0	0	0
60-300-760 TRANSFER FROM FUND BALANCE	0	0	0	0	0	0
TOTAL PARKS & RECREATION	980,909	1,119,329	1,055,974	1,055,974	553,976	1,198,538
MISCELLANEOUS						
60-300-800 INTEREST	4,634	12,348	800	800	2,948	800
60-300-801 TRANSFER FROM SWIMMING POOL FU	0	0	0	0	0	0
60-300-802 FEMA REIMBURSEMENTS-HARVEY	0	0	0	0	0	0
60-300-805 DONATIONS	0	0	0	0	0	0
60-300-806 TRANSFER FROM FUND 06	0	0	0	0	0	0
60-300-811 GENERAL PROGRAMS	0	195	0	0	0	0
60-300-813 YOUTH CAMPS	0	1,430	0	0	540	0
60-300-814 COMMUNITY SPECIAL/EVENTS	0	(295)	0	0	(485)	0
60-300-815 FATHER DAUGHTER DANCE	195	(15)	0	0	0	0
60-300-816 HEALTH AND WELLNESS	0	0	0	0	0	0
60-300-817 SENIOR PROGRAMS	21	3,486	0	0	1,719	0
60-300-818 MISCELLANEOUS PROGRAMS	0	3,645	1,500	1,500	3,400	12,250
60-300-820 CASH OVER/SHORT	64	417	100	100	674	100
60-300-899 MISCELLANEOUS	(2,525)	749	0	0	132	0
TOTAL MISCELLANEOUS	2,390	21,960	2,400	2,400	8,928	13,150
TRANSFERS						
60-300-900 TRANSFER FROM FUND BALANCE	0	0	100,000	100,000	0	100,000
60-300-903 TRANSFER FROM WATER	0	0	0	0	0	0
TOTAL TRANSFERS	0	0	100,000	100,000	0	100,000
TOTAL REVENUES	983,299	1,141,289	1,158,374	1,158,374	562,904	1,311,688
	=====	=====	=====	=====	=====	=====

CITY OF ANGLETON
APPROVED BUDGET
AS OF: JUNE 30TH, 2025

60 -ANGLETON ACTIVITY CENTER
06-MAINTENANCE DEPT.

EXPENDITURES	2022-2023 ACTUAL	2023-2024 ACTUAL	(-----) 2024-2025 ORIGINAL BUDGET	AMENDED BUDGET	Y-T-D ACTUAL	2025-2026 PROPOSED BUDGET
PERSONNEL SERVICES						
60-506-105 REC CENTER - SALARIES	212,385	136,437	193,496	193,496	132,010	195,342
60-506-106 REC CENTER - PT SALARIES	149,373	185,568	188,540	188,540	126,034	351,503
60-506-108 REC CENTER - STEP RAISE	0	0	0	0	0	0
60-506-109 REC CENTER - STIPEND	0	0	0	0	0	0
60-506-110 REC CENTER - OVERTIME	5,315	5,504	5,000	5,000	1,263	5,000
60-506-115 REC CENTER - LONGEVITY	1,530	630	600	600	0	480
60-506-120 REC CENTER - HURRICANE OT	0	0	0	0	0	0
60-506-121 REC CENTER - HURRICANE	0	0	0	0	0	0
60-506-126 REC CENTER - CERTIFICATION	1,300	1,242	1,800	1,800	658	1,800
60-506-128 SPECIAL JOB PAY	0	0	600	600	0	0
60-506-135 REC CENTER - FICA	28,045	24,992	26,991	26,991	20,446	41,834
60-506-140 REC CENTER - HEALTH INS	37,901	19,381	64,054	64,054	16,695	55,097
60-506-141 REC CENTER - INS SUBSIDY	0	(2,983)	10,626	10,626	0	0
60-506-142 REC CENTER - INS COMMISSION	0	0	0	0	0	0
60-506-143 REC CENTER- PHONE ALLOWANCE	0	0	0	0	0	0
60-506-145 REC CENTER - WORKER'S COMP	4,219	0	4,868	4,868	11,136	430
60-506-150 REC CENTER - UNEMPLOYMENT	77	0	0	0	0	0
60-506-155 REC CENTER - RETIREMENT	22,326	15,298	23,220	23,220	17,089	23,220
60-506-165 REC CENTER - MEDICAL EXPENSE	1,540	1,985	1,750	1,750	2,978	3,200
60-506-185 REC CENTER - PAYROLL ACCRUAL	(1,718)	(7,519)	0	0	(1,375)	0
TOTAL PERSONNEL SERVICES	462,293	380,535	521,545	521,545	326,933	677,906
SUPPLIES						
60-506-203 REC CENT - APPAREL	1,991	3,310	3,250	3,250	1,779	3,250
60-506-205 GENERAL SUPPLIES	3,686	3,965	4,050	4,050	2,828	4,050
60-506-206 CHEMICAL SUPPLIES	24,221	26,380	27,800	27,800	15,141	29,190
60-506-210 OFFICE SUPPLIES	1,778	2,114	2,500	2,500	652	2,500
60-506-212 CLEANING SUPPLIES	10,335	10,382	14,000	14,000	4,897	12,000
60-506-215 POOL SUPPLIES	4,979	3,316	5,120	5,120	1,535	5,120
60-506-216 VEHICLE SUPPLY(GAS)	0	0	0	0	0	0
60-506-220 EQUIPMENT SUPPLIES	2,270	4,753	5,175	5,175	3,987	3,875
60-506-221 AAC - SMALL EQUIPMENT	170	1,768	3,575	3,575	0	2,200
TOTAL SUPPLIES	49,430	55,988	65,470	65,470	30,820	62,185
REPAIR & MAINTENANCE						
60-506-309 R&M EQUIPMENT	0	0	0	0	0	0
60-506-310 EQUIPMENT	39,983	27,311	35,000	35,000	0	37,000
60-506-315 POOL MAINTENANCE	14,987	16,593	24,500	24,500	9,877	24,500
60-506-316 COMPUTER MAINTENANCE	1,366	1,387	4,000	4,000	928	3,500
60-506-317 VEHICLE REPAIRS	0	0	0	0	0	0
60-506-320 BUILDING	32,700	108,786	56,800	56,800	65,755	85,750
TOTAL REPAIR & MAINTENANCE	89,035	154,078	120,300	120,300	76,560	150,750

CITY OF ANGLETON
APPROVED BUDGET
AS OF: JUNE 30TH, 2025

60 -ANGLETON ACTIVITY CENTER
06-MAINTENANCE DEPT.

EXPENDITURES	2022-2023 ACTUAL	2023-2024 ACTUAL	(----- ORIGINAL BUDGET	2024-2025 AMENDED BUDGET	Y-T-D ACTUAL	2025-2026 PROPOSED BUDGET
<u>SERVICES</u>						
60-506-405 TELEPHONE	0	721	2,400	2,400	844	1,620
60-506-410 UTILITIES	96,536	85,883	102,943	102,943	53,671	100,000
60-506-412 GENERAL PROGRAMS	82	0	1,000	1,000	0	550
60-506-413 YOUTH CAMPS	0	0	0	0	0	0
60-506-414 COMMUNITY EVENTS	0	411	1,750	1,750	475	1,750
60-506-415 LEGAL/PROFESSIONAL FEES	0	0	0	0	0	0
60-506-416 HEALTH AND WELLNESS	0	0	0	0	0	0
60-506-417 SENIOR PROGRAMS	0	0	0	0	0	0
60-506-418 MISCELLANEOUS/GEN PROGRAMS	0	(209)	0	0	0	0
60-506-420 DUES & SUBSCRIPTIONS	3,535	3,983	4,520	4,520	1,568	4,370
60-506-425 TRAVEL & TRAINING	4,487	5,222	9,201	9,201	3,651	5,650
60-506-446 ADVERTISING	75	555	750	750	675	750
60-506-455 AAC - CONTRACT LABOR	0	0	0	0	0	0
60-506-456 CONTRACT LABOR-CLEANING	11,724	33,140	36,400	36,400	20,207	36,400
60-506-457 CONTRACT LABOR-INSTRUCTORS	32,910	31,178	34,320	34,320	19,950	34,320
60-506-458 CONTRACT LABOR-MISC	1,765	0	1,300	1,300	0	1,300
60-506-460 REC-BUS SERVICES	0	0	0	0	0	0
60-506-461 REC CENTER-ANNUAL SOFTWARE FEE	7,940	10,080	10,212	10,212	10,080	13,000
60-506-476 BANK CREDIT CARD CHARGES	16,359	18,175	15,000	15,000	14,026	20,000
60-506-477 SCHOLARSHIP FUND	0	(407)	1,000	1,000	25	1,000
60-506-485 CONTRACT LEAGUES- ESCROW	0	0	0	0	0	0
TOTAL SERVICES	175,414	188,730	220,796	220,796	125,171	220,710
<u>MISCELLANEOUS</u>						
60-506-503 SURETY & NOTARY INS	200	0	0	0	0	0
60-506-505 INSURANCE-GENERAL	0	0	5,264	5,264	4,253	5,312
60-506-506 VEHICLE INSURANCE	0	0	0	0	0	0
60-506-507 PROPERTY & ME	81,275	7,794	118,349	118,349	59,128	77,709
60-506-508 INSURANCE COMMISSION	0	0	0	0	0	0
60-506-510 EMPLOYEE APPRECIATION	433	1,004	1,150	1,150	685	1,150
60-506-511 TUITION REIMBURSEMENT	0	0	0	0	0	0
60-506-514 Rec Center - Enterprise Veh Le	0	0	0	0	0	0
60-506-520 CONTINGENCY	0	0	100,000	100,000	0	100,000
60-506-525 REC CENTER REFUNDS	600	1,881	1,000	1,000	1,125	2,000
60-506-535 REC CENTER -LEASE PAYMENTS	0	4,204	4,500	4,500	3,156	4,500
60-506-535.01 Rec Center - Lease Principal	3,967	0	0	0	0	0
60-506-535.02 Rec Center - Lease Interest	128	0	0	0	0	0
60-506-599 REC-MISCELLANEOUS	(10,292)	2,165	0	0	0	0
TOTAL MISCELLANEOUS	76,311	17,048	230,263	230,263	68,346	190,671
<u>CAPITAL EXPENDITURES</u>						
60-506-626 CE-Equipment	0	0	0	0	0	0
60-506-627 CAPITAL PROJECT	0	0	0	0	0	0
60-506-628 M&O CAPITAL	0	0	0	0	0	0
60-506-629 ENERGY SAVINGS ELECTRICAL UPGR	0	0	0	0	0	0
60-506-630 CAPITAL PROJECT ENGINEERING	0	0	0	0	0	0
TOTAL CAPITAL EXPENDITURES	0	0	0	0	0	0

CITY OF ANGLETON
APPROVED BUDGET
AS OF: JUNE 30TH, 2025

60 -ANGLETON ACTIVITY CENTER
06-MAINTENANCE DEPT.

EXPENDITURES	2022-2023 ACTUAL	2023-2024 ACTUAL	(----- 2024-2025 -----)		Y-T-D ACTUAL	2025-2026 PROPOSED BUDGET
			ORIGINAL BUDGET	AMENDED BUDGET		
OTHER						
60-506-700 TRANSFER TO FUND BALANCE	0	0	0	0	0	0
60-506-701 TRANS TO GF FOR CARDIO EQUIP	0	0	0	0	0	0
60-506-702 TRANSFER TO CAPT LEASE PAYMENT	0	0	0	0	0	0
60-506-714 TANSFER TO SF CAP REP FUND 114	0	0	0	0	0	0
60-506-719 TRANS TO CAP REV LOAN	0	0	0	0	0	0
60-506-741 TRANS TO UNEMPLOYMENT FUND	0	0	0	0	0	0
TOTAL OTHER	0	0	0	0	0	0
TOTAL 06-MAINTENANCE DEPT.	852,483	796,379	1,158,374	1,158,374	627,830	1,302,222
TOTAL EXPENDITURES	852,483	796,379	1,158,374	1,158,374	627,830	1,302,222
REVENUE OVER/ (UNDER) EXPENDITURES	130,816	344,910	0	0	(64,925)	9,466

CITY OF ANGLETON
APPROVED BUDGET
AS OF: JUNE 30TH, 2025

50 -REC DIVISION PROGRAMS

REVENUES	2022-2023 ACTUAL	2023-2024 ACTUAL	(----- ORIGINAL BUDGET	2024-2025 AMENDED BUDGET	----- Y-T-D ACTUAL	2025-2026 PROPOSED BUDGET
PARKS & RECREATION						
50-300-740 TRANSFER FROM ABLC FUND BALAN	372,703	382,878	436,757	436,757	230,000	373,165
TOTAL PARKS & RECREATION	372,703	382,878	436,757	436,757	230,000	373,165
MISCELLANEOUS						
50-300-800 INTEREST REVENUE	0	0	0	0	0	0
50-300-811 GENERAL PROGRAMS	188	5,630	10,500	10,500	9,704	16,425
50-300-813 YOUTH CAMPS	4,772	16,410	34,100	34,100	26,068	43,500
50-300-814 COMMUNITY SPECIAL EVENTS	2,165	7,783	4,900	4,900	8,281	10,900
50-300-815 FATHER DAUGHTER DANCE/MOTHER S	3,970	0	4,000	4,000	635	4,000
50-300-816 HEALTH & WELLNESS	0	0	0	0	0	0
50-300-817 SENIOR PROGRAMS	4,547	9,976	8,318	8,318	5,923	7,927
50-300-818 MISCELLANEOUS PROGRAMS	4,116	1,690	0	0	200	0
50-300-820 CASH OVER/SHORT	0	0	0	0	0	0
50-300-890 BOND ISSUE 2003	0	0	0	0	0	0
50-300-899 MISCELLANEOUS	0	15	0	0	0	0
TOTAL MISCELLANEOUS	19,758	41,504	61,818	61,818	50,811	82,752
TOTAL REVENUES	392,461	424,382	498,575	498,575	280,811	455,917
	=====	=====	=====	=====	=====	=====

CITY OF ANGLETON
APPROVED BUDGET
AS OF: JUNE 30TH, 2025

50 -REC DIVISION PROGRAMS
06-MAINTENANCE DEPT.

EXPENDITURES	2022-2023 ACTUAL	2023-2024 ACTUAL	(----- ORIGINAL BUDGET	2024-2025 AMENDED BUDGET	Y-T-D ACTUAL	2025-2026 PROPOSED BUDGET
PERSONNEL SERVICES						
50-506-105 SALARIES	159,353	223,663	202,708	202,708	147,558	203,736
50-506-106 PART TIME EARNINGS	11,261	11,637	20,483	20,483	3,793	23,752
50-506-110 OVERTIME	1,964	5,604	4,500	4,500	1,708	4,500
50-506-115 LONGEVITY	0	900	1,080	1,080	0	840
50-506-126 CERTIFICATION	1,573	2,506	4,200	4,200	2,412	4,200
50-506-128 SPECIAL JOB PAY	0	0	0	0	0	0
50-506-135 FICA	13,201	18,285	17,074	17,074	12,271	17,403
50-506-140 HEALTH INSURANCE	49,401	35,259	64,054	64,054	26,892	40,427
50-506-141 INS. SUBSIDY	0	(76)	0	0	0	0
50-506-143 PHONE ALLOWANCE	660	360	0	0	0	0
50-506-145 WORKERS COMP	4,219	15,478	4,868	4,868	1,036	4,623
50-506-150 UNEMPLOYMENT	0	0	0	0	0	0
50-506-155 RETIREMENT	19,267	26,994	26,315	26,315	18,870	24,448
50-506-165 MEDICAL EXPENSE	430	605	600	600	560	800
50-506-185 PAYROLL ACCRUAL	6,407	(5,259)	0	0	(1,148)	0
TOTAL PERSONNEL SERVICES	267,736	335,955	345,882	345,882	213,952	324,729
SUPPLIES						
50-506-203 APPAREL	327	775	922	922	151	1,018
50-506-205 GENERAL SUPPLIES	504	655	1,000	1,000	128	1,000
50-506-206 CHEMICAL SUPPLIES	0	0	0	0	0	0
50-506-210 OFFICE SUPPLIES	1,542	1,239	2,175	2,175	59	2,175
50-506-212 CLEANING SUPPLIES	0	0	0	0	0	0
50-506-215 POOL SUPPLIES	0	0	0	0	0	0
50-506-216 VEHICLE SUPPLIES	2,898	1,853	4,000	4,000	1,403	4,000
50-506-220 EQUIPMENT SUPPLIES	0	463	720	720	350	720
TOTAL SUPPLIES	5,271	4,985	8,817	8,817	2,092	8,913
REPAIR & MAINTENANCE						
50-506-310 EQUIPMENT	0	0	0	0	0	0
50-506-315 POOL MAINTENANCE	0	0	0	0	0	0
50-506-316 COMPUTER MAINTENANCE	0	0	0	0	0	0
50-506-317 VEHICLE REPAIRS	3,718	1,492	3,000	3,000	507	3,000
50-506-320 BUILDING	0	0	0	0	0	0
TOTAL REPAIR & MAINTENANCE	3,718	1,492	3,000	3,000	507	3,000
SERVICES						
50-506-405 PHONES	0	254	2,400	2,400	1,127	2,160
50-506-410 UTILITIES	0	0	0	0	0	0
50-506-412 GENERAL PROGRAMS	119	2,110	10,000	10,000	4,463	10,000
50-506-413 YOUTH CAMPS	2,018	5,638	18,700	18,700	2,838	20,300
50-506-414 COMMUNITY EVENTS	1,504	4,170	5,915	5,915	4,055	7,200
50-506-415 FATHER DD/COMMUNITY DANCES	2,573	2,733	3,000	3,000	1,993	3,000
50-506-416 HEALTH & WELLNESS	2,318	0	0	0	0	0
50-506-417 SENIOR PROGRAMS	10,829	16,223	19,000	19,000	9,646	19,349

50 -REC DIVISION PROGRAMS
06-MAINTENANCE DEPT.

EXPENDITURES	2022-2023 ACTUAL	2023-2024 ACTUAL	(----- 2024-2025 -----)		Y-T-D ACTUAL	2025-2026 PROPOSED BUDGET
			ORIGINAL BUDGET	AMENDED BUDGET		
50-506-418 MISC/GENERAL PROGRAMS	1,753	134	1,000	1,000	237	2,000
50-506-420 DUES/SUBSCRIPTIONS	2,051	2,452	2,313	2,313	919	2,564
50-506-425 TRAVEL/TRAINING	5,766	6,017	11,948	11,948	5,996	6,675
50-506-446 ADVERTISING	9,616	15,033	14,074	14,074	10,088	14,650
50-506-457 CONTRACT LABOR-INSTRUCTORS	0	240	1,620	1,620	0	2,000
50-506-458 CONTRACT LABOR	0	1,441	2,268	2,268	479	5,888
50-506-476 CREDIT CARD FEES	0	0	0	0	0	0
50-506-477 SCHOLARSHIP FUND	0	0	3,000	3,000	225	5,000
50-506-485 CONTRACT LEAGUE FEES/CHARGES	334	0	0	0	0	0
TOTAL SERVICES	38,880	56,446	95,238	95,238	42,063	100,786
MISCELLANEOUS						
50-506-503 SURETY & NOTARY INSURANCE	0	0	100	100	0	0
50-506-505 INSURANCE-GENERAL	0	0	0	0	1,310	0
50-506-506 VEHICLE INSURANCE	1,300	5,390	3,575	3,575	6,185	7,952
50-506-507 REC-PROPERTY & ME	0	0	0	0	0	0
50-506-510 EMPLOYEE APPRECIATION	419	412	675	675	55	600
50-506-511 TUITION REIMBURSEMENT	4,000	0	0	0	0	0
50-506-514 Rec - Enterprise Veh Lease	0	0	0	0	0	0
50-506-520 CONTINGENCY	0	52,622	0	0	0	0
50-506-525 REC CENTER REFUNDS	0	240	0	0	0	0
50-506-535 REC CENTER - LEASE PAYMENTS	1,941	1,902	41,288	41,288	44,015	14,878
TOTAL MISCELLANEOUS	7,660	60,566	45,638	45,638	51,565	23,430
CAPITAL EXPENDITURES						
50-506-600 ACTIVITY CENTER CONSTRUCTION	0	0	0	0	0	0
50-506-601 ACTIVITY CENTER FURNITURE	0	0	0	0	0	0
50-506-602 CAPITAL OUTLAY CONTINGENCY	0	0	0	0	0	0
50-506-627 CAPITAL PROJECT	0	0	0	0	0	0
TOTAL CAPITAL EXPENDITURES	0	0	0	0	0	0
OTHER						
50-506-700 TRANSFER TO FUND BALANCE	0	0	0	0	0	0
50-506-740 TRANSFER TO ABLC FUND	0	0	0	0	0	0
50-506-751 TRANSFER TO BATES PARK PROJ	0	0	0	0	0	0
TOTAL OTHER	0	0	0	0	0	0
TOTAL 06-MAINTENANCE DEPT.	323,265	459,444	498,575	498,575	310,179	460,858
TOTAL EXPENDITURES	323,265	459,444	498,575	498,575	310,179	460,858
REVENUE OVER/(UNDER) EXPENDITURES	69,196	(35,062)	0	0	(29,368)	(4,941)



**ANGLETON BETTER LIVING CORPORATION
DEBT SCHEDULES**

City of Angleton, Texas
Outstanding ABLC Debt

	Total ABLC Outstanding Debt			Fiscal Total
	Principal	Interest	Total	
2/15/2024	335,000.00	48,248.75	383,248.75	
8/15/2024	-	107,837.08	107,837.08	491,085.83
2/15/2025	460,000.00	131,423.75	591,423.75	
8/15/2025	-	122,648.75	122,648.75	714,072.50
2/15/2026	460,000.00	122,648.75	582,648.75	
8/15/2026	-	113,848.75	113,848.75	696,497.50
2/15/2027	325,000.00	113,848.75	438,848.75	
8/15/2027	-	107,723.75	107,723.75	546,572.50
2/15/2028	325,000.00	107,723.75	432,723.75	
8/15/2028	-	101,548.75	101,548.75	534,272.50
2/15/2029	330,000.00	101,548.75	431,548.75	
8/15/2029	-	95,248.75	95,248.75	526,797.50
2/15/2030	335,000.00	95,248.75	430,248.75	
8/15/2030	-	88,773.75	88,773.75	519,022.50
2/15/2031	340,000.00	88,773.75	428,773.75	
8/15/2031	-	82,898.75	82,898.75	511,672.50
2/15/2032	350,000.00	82,898.75	432,898.75	
8/15/2032	-	76,773.75	76,773.75	509,672.50
2/15/2033	360,000.00	76,773.75	436,773.75	
8/15/2033	-	70,342.50	70,342.50	507,116.25
2/15/2034	365,000.00	70,342.50	435,342.50	
8/15/2034	-	63,786.25	63,786.25	499,128.75
2/15/2035	375,000.00	63,786.25	438,786.25	
8/15/2035	-	56,980.00	56,980.00	495,766.25
2/15/2036	385,000.00	56,980.00	441,980.00	
8/15/2036	-	49,890.00	49,890.00	491,870.00
2/15/2037	395,000.00	49,890.00	444,890.00	
8/15/2037	-	42,550.00	42,550.00	487,440.00
2/15/2038	360,000.00	42,550.00	402,550.00	
8/15/2038	-	35,725.00	35,725.00	438,275.00
2/15/2039	370,000.00	35,725.00	405,725.00	
8/15/2039	-	28,650.00	28,650.00	434,375.00
2/15/2040	385,000.00	28,650.00	413,650.00	
8/15/2040	-	21,200.00	21,200.00	434,850.00
2/15/2041	250,000.00	21,200.00	271,200.00	
8/15/2041	-	16,200.00	16,200.00	287,400.00
2/15/2042	260,000.00	16,200.00	276,200.00	
8/15/2042	-	11,000.00	11,000.00	287,200.00

2/15/2043	270,000.00	11,000.00	281,000.00	
8/15/2043	-	5,600.00	5,600.00	286,600.00
2/15/2044	280,000.00	5,600.00	285,600.00	
8/15/2044	-	-	-	285,600.00
2/15/2045	-	-	-	
8/15/2045	-	-	-	-
2/15/2046	-	-	-	
8/15/2046	-	-	-	-
2/15/2047	-	-	-	
8/15/2047	-	-	-	-
2/15/2048	-	-	-	
8/15/2048	-	-	-	-
2/15/2049	-	-	-	
8/15/2049	-	-	-	-
2/15/2050	-	-	-	
8/15/2050	-	-	-	-
2/15/2051	-	-	-	
8/15/2051	-	-	-	-
2/15/2052	-	-	-	
8/15/2052	-	-	-	-
2/15/2053	-	-	-	
8/15/2053	-	-	-	-
	7,315,000.00	2,670,287.08	9,985,287.08	9,985,287.08

Comb Tax and Rev CO, S2024					
	Principal	Coupon	Interest	Total	Fiscal Total
2/15/2024				-	
8/15/2024			64,863.33	64,863.33	64,863.33
2/15/2025	115,000.00	5.000%	88,450.00	203,450.00	
8/15/2025			85,575.00	85,575.00	289,025.00
2/15/2026	120,000.00	5.000%	85,575.00	205,575.00	
8/15/2026			82,575.00	82,575.00	288,150.00
2/15/2027	125,000.00	5.000%	82,575.00	207,575.00	
8/15/2027			79,450.00	79,450.00	287,025.00
2/15/2028	130,000.00	5.000%	79,450.00	209,450.00	
8/15/2028			76,200.00	76,200.00	285,650.00
2/15/2029	135,000.00	5.000%	76,200.00	211,200.00	
8/15/2029			72,825.00	72,825.00	284,025.00
2/15/2030	145,000.00	5.000%	72,825.00	217,825.00	
8/15/2030			69,200.00	69,200.00	287,025.00
2/15/2031	150,000.00	5.000%	69,200.00	219,200.00	
8/15/2031			65,450.00	65,450.00	284,650.00
2/15/2032	160,000.00	5.000%	65,450.00	225,450.00	
8/15/2032			61,450.00	61,450.00	286,900.00
2/15/2033	170,000.00	5.000%	61,450.00	231,450.00	
8/15/2033			57,200.00	57,200.00	288,650.00
2/15/2034	175,000.00	5.000%	57,200.00	232,200.00	
8/15/2034			52,825.00	52,825.00	285,025.00
2/15/2035	185,000.00	5.000%	52,825.00	237,825.00	
8/15/2035			48,200.00	48,200.00	286,025.00
2/15/2036	195,000.00	5.000%	48,200.00	243,200.00	
8/15/2036			43,325.00	43,325.00	286,525.00
2/15/2037	205,000.00	5.000%	43,325.00	248,325.00	
8/15/2037			38,200.00	38,200.00	286,525.00
2/15/2038	215,000.00	5.000%	38,200.00	253,200.00	
8/15/2038			32,825.00	32,825.00	286,025.00
2/15/2039	225,000.00	5.000%	32,825.00	257,825.00	
8/15/2039			27,200.00	27,200.00	285,025.00
2/15/2040	240,000.00	5.000%	27,200.00	267,200.00	
8/15/2040			21,200.00	21,200.00	288,400.00
2/15/2041	250,000.00	4.000%	21,200.00	271,200.00	
8/15/2041			16,200.00	16,200.00	287,400.00
2/15/2042	260,000.00	4.000%	16,200.00	276,200.00	
8/15/2042			11,000.00	11,000.00	287,200.00
2/15/2043	270,000.00	4.000%	11,000.00	281,000.00	
8/15/2043			5,600.00	5,600.00	286,600.00
2/15/2044	280,000.00	4.000%	5,600.00	285,600.00	
8/15/2044			-	-	285,600.00
2/15/2045			-	-	

8/15/2045	-	-	-
2/15/2046	-	-	-
8/15/2046	-	-	-
2/15/2047	-	-	-
8/15/2047	-	-	-
2/15/2048	-	-	-
8/15/2048	-	-	-
2/15/2049	-	-	-
8/15/2049	-	-	-
2/15/2050	-	-	-
8/15/2050	-	-	-
2/15/2051	-	-	-
8/15/2051	-	-	-
2/15/2052	-	-	-
8/15/2052	-	-	-
2/15/2053	-	-	-
8/15/2053	-	-	-
	3,750,000.00	2,046,313.33	5,796,313.33
			5,796,313.33

Comb Tax and Rev CO, S2020					
	Principal	Coupon	Interest	Total	Fiscal Total
2/15/2024	150,000.00	3.000%	30,175.00	180,175.00	
8/15/2024			27,925.00	27,925.00	208,100.00
2/15/2025	150,000.00	3.000%	27,925.00	177,925.00	
8/15/2025			25,675.00	25,675.00	203,600.00
2/15/2026	150,000.00	3.000%	25,675.00	175,675.00	
8/15/2026			23,425.00	23,425.00	199,100.00
2/15/2027	150,000.00	3.000%	23,425.00	173,425.00	
8/15/2027			21,175.00	21,175.00	194,600.00
2/15/2028	150,000.00	3.000%	21,175.00	171,175.00	
8/15/2028			18,925.00	18,925.00	190,100.00
2/15/2029	150,000.00	3.000%	18,925.00	168,925.00	
8/15/2029			16,675.00	16,675.00	185,600.00
2/15/2030	145,000.00	3.000%	16,675.00	161,675.00	
8/15/2030			14,500.00	14,500.00	176,175.00
2/15/2031	145,000.00	2.000%	14,500.00	159,500.00	
8/15/2031			13,050.00	13,050.00	172,550.00
2/15/2032	145,000.00	2.000%	13,050.00	158,050.00	
8/15/2032			11,600.00	11,600.00	169,650.00
2/15/2033	145,000.00	2.000%	11,600.00	156,600.00	
8/15/2033			10,150.00	10,150.00	166,750.00
2/15/2034	145,000.00	2.000%	10,150.00	155,150.00	
8/15/2034			8,700.00	8,700.00	163,850.00
2/15/2035	145,000.00	2.000%	8,700.00	153,700.00	
8/15/2035			7,250.00	7,250.00	160,950.00
2/15/2036	145,000.00	2.000%	7,250.00	152,250.00	
8/15/2036			5,800.00	5,800.00	158,050.00
2/15/2037	145,000.00	2.000%	5,800.00	150,800.00	
8/15/2037			4,350.00	4,350.00	155,150.00
2/15/2038	145,000.00	2.000%	4,350.00	149,350.00	
8/15/2038			2,900.00	2,900.00	152,250.00
2/15/2039	145,000.00	2.000%	2,900.00	147,900.00	
8/15/2039			1,450.00	1,450.00	149,350.00
2/15/2040	145,000.00	2.000%	1,450.00	146,450.00	
8/15/2040			-	-	146,450.00
2/15/2041			-	-	
	2,495,000.00		457,275.00	2,952,275.00	2,952,275.00

Comb Tax and Rev CO, S2018					
	Principal	Coupon	Interest	Total	Fiscal Total
2/15/2024	50,000.00	4.000%	10,348.75	60,348.75	
8/15/2024			9,348.75	9,348.75	69,697.50
2/15/2025	50,000.00	3.000%	9,348.75	59,348.75	
8/15/2025			8,598.75	8,598.75	67,947.50
2/15/2026	50,000.00	3.000%	8,598.75	58,598.75	
8/15/2026			7,848.75	7,848.75	66,447.50
2/15/2027	50,000.00	3.000%	7,848.75	57,848.75	
8/15/2027			7,098.75	7,098.75	64,947.50
2/15/2028	45,000.00	3.000%	7,098.75	52,098.75	
8/15/2028			6,423.75	6,423.75	58,522.50
2/15/2029	45,000.00	3.000%	6,423.75	51,423.75	
8/15/2029			5,748.75	5,748.75	57,172.50
2/15/2030	45,000.00	3.000%	5,748.75	50,748.75	
8/15/2030			5,073.75	5,073.75	55,822.50
2/15/2031	45,000.00	3.000%	5,073.75	50,073.75	
8/15/2031			4,398.75	4,398.75	54,472.50
2/15/2032	45,000.00	3.000%	4,398.75	49,398.75	
8/15/2032			3,723.75	3,723.75	53,122.50
2/15/2033	45,000.00	3.250%	3,723.75	48,723.75	
8/15/2033			2,992.50	2,992.50	51,716.25
2/15/2034	45,000.00	3.250%	2,992.50	47,992.50	
8/15/2034			2,261.25	2,261.25	50,253.75
2/15/2035	45,000.00	3.250%	2,261.25	47,261.25	
8/15/2035			1,530.00	1,530.00	48,791.25
2/15/2036	45,000.00	3.400%	1,530.00	46,530.00	
8/15/2036			765.00	765.00	47,295.00
2/15/2037	45,000.00	3.400%	765.00	45,765.00	
8/15/2037			-	-	45,765.00
2/15/2038	-	3.400%	-	-	
	650,000.00		141,973.75	791,973.75	791,973.75

GO Ref Bds, Series 2016					
	Principal	Coupon	Interest	Total	Fiscal Total
2/15/2024	135,000.00	3.000%	7,725.00	142,725.00	
8/15/2024			5,700.00	5,700.00	148,425.00
2/15/2025	145,000.00	4.000%	5,700.00	150,700.00	
8/15/2025			2,800.00	2,800.00	153,500.00
2/15/2026	140,000.00	4.000%	2,800.00	142,800.00	
8/15/2026			-	-	142,800.00
2/15/2027	-	4.000%	-	-	
8/15/2027			-	-	-
2/15/2028	-	4.000%	-	-	
8/15/2028			-	-	-
	420,000.00		24,725.00	444,725.00	444,725.00



PID FUNDS

- Green Trails Fund (961)
- Greystone Fund (962)
- Kiber Reserve Fund (963)
- Riverwood Pid Fund (964)
- Riverwood North Pid Fund (965)

CITY OF ANGLETON
APPROVED BUDGET
AS OF: JUNE 30TH, 2025

PAGE: 1

Item 5.

961-Green Trails PID

REVENUES	2022-2023 ACTUAL	2023-2024 ACTUAL	(----- ORIGINAL BUDGET	2024-2025 AMENDED BUDGET	-----) Y-T-D ACTUAL	2025-2026 PROPOSED BUDGET
<u>AD VALOREM TAXES</u>						
961-300-105 Assessments - Current	3,630	80,500	0	0	65,447	65,000
961-300-115 Assessments - Delinquent	0	0	0	0	0	0
961-300-125 Assessments - Rendition	0	0	0	0	0	0
TOTAL AD VALOREM TAXES	3,630	80,500	0	0	65,447	65,000
<u>FINES & PENALTIES</u>						
961-300-402 Assessments - Penalties	0	40	0	0	121	150
961-300-403 Assessments - Interest	0	0	0	0	54	121
961-300-455 CUSTOMERS PAYMENT	0	0	0	0	0	0
TOTAL FINES & PENALTIES	0	40	0	0	174	271
<u>PARKS & RECREATION</u>						
961-300-700 TRANSFER FROM FUND BALANCE	0	0	0	0	0	0
TOTAL PARKS & RECREATION	0	0	0	0	0	0
<u>MISCELLANEOUS</u>						
961-300-800 Interest Revenue	0	147	0	0	155	200
TOTAL MISCELLANEOUS	0	147	0	0	155	200
<hr/>						
TOTAL REVENUES	3,630	80,687	0	0	65,776	65,471
	=====	=====	=====	=====	=====	=====

CITY OF ANGLETON
APPROVED BUDGET
AS OF: JUNE 30TH, 2025961-Green Trails PID
00-ADMINISTRATION

EXPENDITURES	2022-2023 ACTUAL	2023-2024 ACTUAL	(----- ORIGINAL BUDGET	2024-2025 AMENDED BUDGET	-----) Y-T-D ACTUAL	2025-2026 PROPOSED BUDGET
<u>SERVICES</u>						
961-500-415 ADMINISTRATION FEES	0	0	0	0	0	14,000
961-500-450 Green Trails - Tax Assessor Fe	0	1,017	0	0	19	25
TOTAL SERVICES	0	1,017	0	0	19	14,025
<u>CAPITAL EXPENDITURES</u>						
961-500-696 Distribution to Developers	3,630	66,332	0	0	50,396	51,446
TOTAL CAPITAL EXPENDITURES	3,630	66,332	0	0	50,396	51,446
<u>OTHER</u>						
961-500-700 TRANSFER TO FUND BALANE	0	0	0	0	0	0
TOTAL OTHER	0	0	0	0	0	0
 TOTAL 00-ADMINISTRATION	 3,630	 67,349	 0	 0	 50,416	 65,471
 TOTAL EXPENDITURES	 3,630	 67,349	 0	 0	 50,416	 65,471
	=====	=====	=====	=====	=====	=====
REVENUE OVER/(UNDER) EXPENDITURES	0	13,338	0	0	15,360	0
	=====	=====	=====	=====	=====	=====

CITY OF ANGLETON
APPROVED BUDGET
AS OF: JUNE 30TH, 2025

PAGE: 1

Item 5.

962-Greystone PID

REVENUES	2022-2023 ACTUAL	2023-2024 ACTUAL	(----- ORIGINAL BUDGET	2024-2025 AMENDED BUDGET	(----- Y-T-D ACTUAL	2025-2026 PROPOSED BUDGET
<u>AD VALOREM TAXES</u>						
962-300-105 Assessments - Current	114,487	117,446	0	0	115,917	115,376
962-300-115 Assessments - Delinquent	0	0	0	0	0	0
962-300-125 Assessments - Rendition	0	0	0	0	0	0
TOTAL AD VALOREM TAXES	114,487	117,446	0	0	115,917	115,376
<u>FINES & PENALTIES</u>						
962-300-402 Assessments - Penalties	93	0	0	0	10	10
962-300-403 Assessments - Interest	0	0	0	0	2	2
TOTAL FINES & PENALTIES	93	0	0	0	11	12
<u>MISCELLANEOUS</u>						
962-300-800 Interest Revenue	178	328	0	0	388	400
TOTAL MISCELLANEOUS	178	328	0	0	388	400
TOTAL REVENUES	114,757	117,775	0	0	116,317	115,788
	=====	=====	=====	=====	=====	=====

CITY OF ANGLETON
APPROVED BUDGET
AS OF: JUNE 30TH, 2025

962-Greystone PID
00-ADMINISTRATION

EXPENDITURES	2022-2023 ACTUAL	2023-2024 ACTUAL	(----- ORIGINAL BUDGET	2024-2025 AMENDED BUDGET	-----) Y-T-D ACTUAL	2025-2026 PROPOSED BUDGET
<u>SERVICES</u>						
962-500-415 ADMINISTRATION FEES	0	0	0	0	0	14,000
962-500-450 Greystone - Tax Assessor Fees	0	36	0	0	41	42
TOTAL SERVICES	0	36	0	0	41	14,042
<u>CAPITAL EXPENDITURES</u>						
962-500-696 Distribution to Developers	95,838	94,974	0	0	93,247	93,250
TOTAL CAPITAL EXPENDITURES	95,838	94,974	0	0	93,247	93,250
<u>OTHER</u>						
962-500-700 TRANSFER TO FUND BALANCE	0	0	0	0	0	8,496
TOTAL OTHER	0	0	0	0	0	8,496
 TOTAL 00-ADMINISTRATION	 95,838	 95,011	 0	 0	 93,288	 115,788
 TOTAL EXPENDITURES	 95,838	 95,011	 0	 0	 93,288	 115,788
	=====	=====	=====	=====	=====	=====
REVENUE OVER/(UNDER) EXPENDITURES	18,920	22,764	0	0	23,028	0
	=====	=====	=====	=====	=====	=====

CITY OF ANGLETON
APPROVED BUDGET
AS OF: JUNE 30TH, 2025

PAGE: 1

Item 5.

963-Kiber Reserve PID

REVENUES	2022-2023 ACTUAL	2023-2024 ACTUAL	(----- ORIGINAL BUDGET	2024-2025 AMENDED BUDGET	----- Y-T-D ACTUAL	2025-2026 PROPOSED BUDGET
<u>AD VALOREM TAXES</u>						
963-300-105 Assessments - Current	120,330	122,731	0	0	119,350	119,350
963-300-115 Assessments - Delinquent	0	1,308	0	0	0	0
963-300-125 Assessments - Rendition	0	0	0	0	0	0
TOTAL AD VALOREM TAXES	120,330	124,039	0	0	119,350	119,350
<u>FINES & PENALTIES</u>						
963-300-402 Assessments - Penalties	270	47	0	0	92	100
963-300-403 Assessments - Interest	0	8	0	0	26	26
TOTAL FINES & PENALTIES	270	55	0	0	118	126
<u>MISCELLANEOUS</u>						
963-300-800 Interest Revenue	149	305	0	0	383	400
TOTAL MISCELLANEOUS	149	305	0	0	383	400
 TOTAL REVENUES	 120,749	 124,398	 0	 0	 119,850	 119,876
	=====	=====	=====	=====	=====	=====

CITY OF ANGLETON
APPROVED BUDGET
AS OF: JUNE 30TH, 2025

PAGE: 2

Item 5.

963-Kiber Reserve PID
00-ADMINISTRATION

EXPENDITURES	2022-2023 ACTUAL	2023-2024 ACTUAL	(----- ORIGINAL BUDGET	2024-2025 AMENDED BUDGET	-----) Y-T-D ACTUAL	2025-2026 PROPOSED BUDGET
<u>SERVICES</u>						
963-500-415 ADMINISTRATION FEES	0	0	0	0	0	14,000
963-500-450 Kiber Reserve-Tax Assessor Fee	0	31	0	0	35	42
TOTAL SERVICES	0	31	0	0	35	14,042
<u>CAPITAL EXPENDITURES</u>						
963-500-696 Distribution to Developers	103,438	103,438	0	0	103,438	103,438
TOTAL CAPITAL EXPENDITURES	103,438	103,438	0	0	103,438	103,438
<u>OTHER</u>						
963-500-700 TRANSFER TO FUND BALANCE	0	0	0	0	0	2,396
TOTAL OTHER	0	0	0	0	0	2,396
 TOTAL 00-ADMINISTRATION	 103,438	 103,469	 0	 0	 103,473	 119,876
 TOTAL EXPENDITURES	 103,438	 103,469	 0	 0	 103,473	 119,876
	=====	=====	=====	=====	=====	=====
REVENUE OVER/ (UNDER) EXPENDITURES	17,310	20,929	0	0	16,377	0
	=====	=====	=====	=====	=====	=====

CITY OF ANGLETON
APPROVED BUDGET
AS OF: JUNE 30TH, 2025

PAGE: 1

Item 5.

964-Riverwood PID

REVENUES	2022-2023 ACTUAL	2023-2024 ACTUAL	(----- ORIGINAL BUDGET	2024-2025 AMENDED BUDGET	----- Y-T-D ACTUAL	2025-2026 PROPOSED BUDGET
<u>AD VALOREM TAXES</u>						
964-300-105 Assessments - Current	328,765	322,075	0	0	282,290	282,290
964-300-115 Assessments - Delinquent	0	0	0	0	0	0
964-300-125 Assessments - Rendition	0	0	0	0	0	0
TOTAL AD VALOREM TAXES	328,765	322,075	0	0	282,290	282,290
<u>FINES & PENALTIES</u>						
964-300-402 Assessments - Penalties	108	0	0	0	0	10
964-300-403 Assessments - Interest	0	0	0	0	0	5
964-300-405 ANNUAL CREDITS	0	6,633	0	0	0	0
964-300-455 CUSTOMERS PAYMENTS	0	0	0	0	21,813	0
TOTAL FINES & PENALTIES	108	6,633	0	0	21,813	15
<u>PARKS & RECREATION</u>						
964-300-700 TRRANSFER FROM FUND BALANCE	0	0	0	0	0	47,951
TOTAL PARKS & RECREATION	0	0	0	0	0	47,951
<u>MISCELLANEOUS</u>						
964-300-800 Interest Revenue	395	753	0	0	1,005	1,000
TOTAL MISCELLANEOUS	395	753	0	0	1,005	1,000
<u>TOTAL REVENUES</u>	329,268	329,460	0	0	305,109	331,256
	=====	=====	=====	=====	=====	=====

CITY OF ANGLETON
APPROVED BUDGET
AS OF: JUNE 30TH, 2025

964-Riverwood PID
00-ADMINISTRATION

EXPENDITURES	2022-2023 ACTUAL	2023-2024 ACTUAL	(----- ORIGINAL BUDGET	2024-2025 AMENDED BUDGET	-----) Y-T-D ACTUAL	2025-2026 PROPOSED BUDGET
<u>SERVICES</u>						
964-500-415 ADMINISTRATION FEES	0	0	0	0	0	14,000
964-500-450 Riverwood - Tax Assessor Fees	0	68	0	0	76	42
TOTAL SERVICES	0	68	0	0	76	14,042
<u>CAPITAL EXPENDITURES</u>						
964-500-696 Distribution to Developers	302,200	303,400	0	0	317,138	317,214
TOTAL CAPITAL EXPENDITURES	302,200	303,400	0	0	317,138	317,214
 TOTAL 00-ADMINISTRATION	 302,200	 303,468	 0	 0	 317,214	 331,256
 TOTAL EXPENDITURES	 302,200	 303,468	 0	 0	 317,214	 331,256
	=====	=====	=====	=====	=====	=====
REVENUE OVER/(UNDER) EXPENDITURES	27,068	25,993	0	0	(12,106)	0
	=====	=====	=====	=====	=====	=====

CITY OF ANGLETON
APPROVED BUDGET
AS OF: JUNE 30TH, 2025

PAGE: 1

Item 5.

965-RIVERWOOD NORTH

REVENUES	2022-2023 ACTUAL	2023-2024 ACTUAL	(----- ORIGINAL BUDGET	2024-2025 AMENDED BUDGET	(----- Y-T-D ACTUAL	2025-2026 PROPOSED BUDGET
<u>AD VALOREM TAXES</u>						
965-300-105 ASSESSMENTS-CURRENT	0	0	0	0	432,496	432,496
965-300-115 ASSESSMENTS-DELINQUENT	0	0	0	0	0	0
965-300-125 ASSESSMENTS RENDITION	0	0	0	0	0	0
TOTAL AD VALOREM TAXES	0	0	0	0	432,496	432,496
<u>FINES & PENALTIES</u>						
965-300-402 ASSESSMENTS PENALTIES	0	0	0	0	0	10
965-300-403 ASSESSMENTS INTEREST	0	0	0	0	0	5
965-300-405 ANNUAL CREDITS	0	0	0	0	0	0
965-300-455 CUSTOMERS PAYMENTS	0	0	0	0	0	0
TOTAL FINES & PENALTIES	0	0	0	0	0	15
<u>PARKS & RECREATION</u>						
965-300-700 TRANSFER FROM FUND BALANCE	0	0	0	0	0	0
TOTAL PARKS & RECREATION	0	0	0	0	0	0
<u>MISCELLANEOUS</u>						
965-300-800 INTEREST	0	0	0	0	21	400
TOTAL MISCELLANEOUS	0	0	0	0	21	400
<u>TOTAL REVENUES</u>	0	0	0	0	432,517	432,911
	=====	=====	=====	=====	=====	=====

CITY OF ANGLETON
APPROVED BUDGET
AS OF: JUNE 30TH, 2025

965-RIVERWOOD NORTH
00-ADMINISTRATION

EXPENDITURES	(----- 2024-2025 -----)						2025-2026 PROPOSED BUDGET
	2022-2023 ACTUAL	2023-2024 ACTUAL	ORIGINAL BUDGET	AMENDED BUDGET	Y-T-D ACTUAL		
<u>SERVICES</u>							
965-500-415 ADMINISTRATION FEES	0	0	0	0	0		14,000
965-500-450 RIVERWOOD NORTH-TAX ASSESSOR	0	0	0	0	1,000		1,000
TOTAL SERVICES	0	0	0	0	1,000		15,000
<u>CAPITAL EXPENDITURES</u>							
965-500-696 DISTRIBUTION TO DEVELOPERS	0	0	0	0	382,496		382,496
TOTAL CAPITAL EXPENDITURES	0	0	0	0	382,496		382,496
<u>OTHER</u>							
965-500-700 TRANSFER TO FUND BALANCE	0	0	0	0	0		35,415
TOTAL OTHER	0	0	0	0	0		35,415
 TOTAL 00-ADMINISTRATION	 0	 0	 0	 0	 383,496		 432,911
 TOTAL EXPENDITURES	 0	 0	 0	 0	 383,496		 432,911
	=====	=====	=====	=====	=====		=====
REVENUE OVER/(UNDER) EXPENDITURES	0	0	0	0	49,020		0
	=====	=====	=====	=====	=====		=====

Item	Line	Total	Increase	Detail
Skill Based Pay	01-558-105		\$ 40,000.00	This would allow for increases based on employees potential in the program.
Certification	01-558-126	\$ 3,200.00	\$ 1,500.00	Will need to increase for another Herbicide license and 2 additional CDL drivers.
Streets Foreman	Request		\$ 93,000.00	This position is essential as there is no direct foreman over the streets department. Costs includes salary and benefits.
Equipment Operator	Request		\$ 75,000.00	There is only one position for equipment operator in the streets department.
Maintenance Technician	Request		\$ 68,000.00	There needs to be another maintenance technician in order to complete a minimum 2 man crew for each function.
Service Manager	Request		\$ 75,000.00	We currently don't have a position to manage all of our fleet, equipment, and routine maintenance. Our fleet currently has 110+ vehicles and large/small pieces of equipment.
Apparel	01-558-203	\$ 4,000.00	\$ 3,000.00	This is an adjustment to level out the cut that was made in the previous fiscal year.
Office Supplies	01-558-210	\$ 1,000.00	\$ 1,000.00	This is an adjustment to level out the cut that was made in the previous fiscal year.
Sign Material	01-558-213	\$ 21,500.00	\$ 11,500.00	This is an adjustment to level out the cut that was made in the previous fiscal year.
Quite Zone	01-558-214	\$ 15,000.00	\$ 2,000.00	This is an adjustment to level out the cut that was made in the previous fiscal year.
Vehicle Supplies	01-558-215	\$ 6,000.00	\$ 2,000.00	This is an adjustment to level out the cut that was made in the previous fiscal year.
Equipment Supplies	01-558-220	\$ 12,000.00	\$ 25,000.00	This will be for a new attachment for the front end loader to clear easements of brush.
Small Equipment	01-558-221	\$ 12,000.00	\$ 9,000.00	The purchase of a new zero turn mower
R&M Vehicles	01-558-305	\$ 7,500.00	\$ 4,500.00	This is the costs for all oil changes, inspections, air filters, etc. Annual maint. Costs.
R&M Equipment	01-558-310	\$ 122,500.00	\$ 77,500.00	This is the total costs for gradall overhaul costs, annual maintenance, and repairs to all equipment in street department. This is also the remaining repair of the backhoe for \$20,500.00
ADA Accomodations	01-558-314	\$ 100,000.00	\$ 100,000.00	This would allow for installation, replacement, and repair of sidewalks, ramps, pathways to ADA compliance.
R&M Infrastructure	01-558-315	\$ 130,000.00	\$ 80,000.00	This is an adjustment to level out the cut that was made this past fiscal year. This is also an increase for
Traffic Lights	01-558-316	\$ 40,000.00	\$ 40,000.00	This is an adjustment to level out the cut that was made this past fiscal year at \$8,000. the extra \$32,000 is for the installation of new schools lights to replace, also in areas with no flashing lights.
Road Painting	01-558-317	\$ 20,000.00	\$ 10,000.00	This is an adjustment to level out the cut that was made this past fiscal year.
Sidewalks	01-558-318	\$ 50,000.00	\$ 50,000.00	This is for the repair of sidewalks that are damaged during normal repairs.
Solar Lights	01-558-319	\$ 100,000.00	\$ 100,000.00	This is for the repair of solar lights, and the installation of new ones.
R&M Building	01-558-320	\$ 55,000.00	\$ 55,000.00	This is an adjustment to level out the cut that was made this past fiscal year.
Travel/Training	01-558-425	\$ 10,000.00	\$ 9,000.00	This is an adjument to level out the cut that was made this past fiscal year at \$4,000. Then an additional \$5,000 to send 2 employees to a CDL school to aquire their CDL.
Contract Labor	01-558-455	\$ 100,000.00	\$ 100,000.00	This is for the contract labor of a ditch cutting contractor. We received a quote of \$4.25 per linear foot, and \$250 dollars per culvert clean out.
Special Events/Projects	01-558-465	\$ 3,000.00	\$ 1,000.00	This increase is for the PW picnic during National PW week
EMP Appreciation	01-558-510	\$ 1,000.00	\$ 1,000.00	This is an adjustment to level out the cut that was made this past fiscal year.
Contingency	01-558-520	\$ 150,000.00	\$ 150,000.00	This is an increase so that there is funding for any emergency repairs that can occur
Overlays	01-558-612	\$ 600,000.00	\$ 600,000.00	This is to allot for the \$300,000 cut from the previous year, and the current \$300,000 for the current fiscal year.
Equipment CE	01-558-625		\$ 880,000.00	This is for the purchase of new Gradall/Wheeled Excavator (300,000), Grapple Truck(250,000), Brush Truck(170,000), and dump truck(160,000)

Item	Line	Total	Increase	Detail
New Water Operator	Request	\$ 75,000.00	\$ 75,000.00	A new operator is needed after putting the new Freedom Park treatment facility online. This new operator will also be detrimental in any future expansions of the water system.
Skill Based Pay			\$ 102,000.00	This would allow for increases based on employees potential in the program.
Auto Allowance	03-565-125	\$ 3,000.00	\$ 3,000.00	
Certification	03-565-126	\$ 6,800.00	\$ 1,850.00	Will have more licensed employees this year, and an additional CDL driver.
New Line Item - Lab Supplies	03-565-219	\$ 50,000.00	\$ 50,000.00	This will be for the purchase of lab supplies for the fiscal year, and new testing equipment for the water operators. This amount of funding can be allocated from 315 account if necessary.
Chemical Supplies	03-565-225	\$ 55,000.00	\$ 21,793.00	This increase is for the cost increase of the chemicals, and the increase in usage of chemicals.
R&M Vehicles	03-565-305	\$ 5,000.00	\$ 2,000.00	This is for all the maintenance required on vehicles during the year. It will also cover any repairs needed on any vehicles.
R&M Equipment	03-565-310	\$ 13,000.00	\$ 5,000.00	This for the repair and maintenance of all equipment in the water department. It also included maintenance on pumps/motors.
Hydrant Maintenance	03-565-330	\$ 50,000.00	\$ 20,000.00	This will allow for more replacements/repairs of hydrants. It will also allow to purchase reflective bands on hydrant to aide in location and identification of flow rates.
Software	03-565-335	\$ 50,000.00	\$ 50,000.00	This includes the costs of our current software for water meters, and iworQ. This is also an increase to allow for purchase of new softwares for an automated call out system, and software to help with lead and copper testing.
Regulatory	03-565-416	\$ 39,000.00	\$ 9,000.00	This is the amount an increase would be necessary if utilization of other wells were to occur.
Lab Fees	03-565-417	\$ 45,000.00	\$ 8,000.00	There are additional testings that will occur this year, and additional frequency of others. There will also be a increase in pricing at the state testing lab.
Travel/Training	03-565-425	\$ 9,000.00	\$ 1,500.00	This will allow 2 more employees to attend a TCEQ water conference annually.
Contract Labor	03-565-455	\$ 110,000.00	\$ 50,000.00	This will allow us a contractor to test all the water valves in the city. This is a necessary that has never been completed in the city before.
Contingency	03-565-520	\$ 125,000.00	\$ 69,903.00	This will fund any emergency repairs that can occur in the water system.
Emergency Management	03-565-550	\$ 370,000.00	\$ 320,000.00	This is for all inspection, repair and maintenance on all generators in public works. The increase is due to 2 generators in need of replacements at Lift Station 7 and Lift Station 27.
Lease/Purchase CE	03-565-605	\$ 130,000.00	\$ 130,000.00	This is for the purchase of a new mini excavator (\$70,000) to replace our oldest one in the department. Also the purchase of a new bypass pump (\$60,000).
Upgrade Existing Lines	03-565-610	\$ 125,000.00	\$ 125,000.00	This will be for the annual replacements of water lines. It is extremely important that we begin annual maintenance on our water infrastructure.
Tank Maintenance Program		\$ 315,000.00	\$ 315,000.00	This request is for tank maintenance that helps manage our tanks, and helps with maintenance/repairs. The current repairs needed to current tanks is included in this.

Item	Line	Total	Increase	Detail
Skill Based Pay	03-570-105	\$ 26,000.00	\$ 26,000.00	This would allow for increases based on employees potential in the program.
Small Equipment	03-570-221	\$ 10,000.00	\$ 9,000.00	This will be for the purchase of a new mower.
R&M Vehicles	03-570-305	\$ 4,500.00	\$ 1,500.00	This will account for routine maintenance/repairs on all vehicles in this department
Contingency	03-570-520	\$ 125,000.00	\$ 69,903.00	This will fund any emergency repairs that can occur in the collection system.
Capitla Purchase	03-570-623	\$ 650,000.00	\$ 650,000.00	This is for the purchase of a Vactor truck (500,000), a new jet trailer unit (90,000), and a new bypass pump (\$60,000). This would atllow the repair/replacement of sewer lines and lift stations on an annual basis. The future would be to provide this annually and increase the amount over the
Upgrade Existing Line	03-570-610	\$ 300,000.00	\$ 300,000.00	years.

Item	Line	Total	Increase	Detail
Skill Based Pay	03-571-105		\$ 40,000.00	This would allow for increases based on employees potential in the program.
Asst. Chief WWTP Operator	03-571-105		\$ 93,000.00	This will be the increase to create this position. This will be detrimental to the succession plan at the treatment plant.
Small Equipment	03-571-221	\$ 11,000.00	\$ 10,000.00	This increase is for the purchase of new mower at the treatment plant.
Lab Supplies	03-571-224	\$ 7,500.00	\$ 2,300.00	This increase is to due to a need to replace probes and other lab equipment components on a routine basis.
Chemical Supplies	03-571-226	\$ 77,000.00	\$ 2,000.00	This is the cost increase for sulfur dioxide at the treatment plant.
RM Infrastructure	03-571-315	\$ 300,000.00	\$ 100,000.00	There are many gates, valves, and other components that have failed or are failing that need repair/replacement. The main breaker, aeration bridge, and RAS line need to be replaced.
Contract Labor	03-571-455	\$ 230,000.00	\$ 230,000.00	This is a request for contract labor to clean the digester basin, and replace all air diffusers.

FY 25–26 Parks & Recreation Budget Highlights & Requests

Staff have continued collaborating with City departments to refine budget accounts across the Parks & Recreation Department. This effort supports the development of the proposed budget for FY 2025–2026, which includes the Parks & Rights of Way, Recreation Division, Angleton Recreation Center, Angleton Better Living Corporation (ABLC), and Keep Angleton Beautiful (KAB).

Division Budget Highlights

Parks & Rights of Way (01)

- Expenses:
 - Nearly \$200,000 decreased from the original FY24–25 request.
- Key Adjustments compared to original FY24/25 Budget Request:
 - \$100K decrease in personnel services
 - \$7K decrease in apparel
 - \$5K increase in fuel
 - \$6K decrease in general supplies
 - \$3K decrease in small equipment & chemicals
 - \$10K contribution requested from KAB for maintenance/vegetation
 - \$6K decrease in travel & training
 - \$5K increase for SOOFA sign contract
 - \$2K decrease in employee appreciation
 - \$18K decrease in building lease
 - \$15K increase for tractor/mower lease payments

Recreation Division (50)

- Revenues:
 - 24% increase in expected revenue due to new cost recovery policy effective October 1.
 - \$6K increase in general programs
 - \$9K increase in camps
 - \$6K increase in community events
- Expenses:
 - 9% overall decrease
- Key Adjustments:
 - Increased part-time staffing to support summer camp operations
 - Higher youth camp expenses due to field trip and supply cost increases
 - Increased community event budget to support growing and new events (e.g., Jingle Bell Run, Haunted House, Fall Movie Series)
 - Decreased senior program costs due to less expensive trips

- Decreased travel/training—limited to one conference per employee
- Increased contract labor for potential AISD transportation cost increases
- Increased scholarship fund due to rising summer camp participation
- Decreased lease payments due to recent vehicle purchases

Angleton Recreation Center (60)

- Revenues:
 - 22% overall increase in ARC operations revenue
- Expenses:
 - 4% overall increase
- Key Adjustments
 - Part-time staffing expanded private pool party schedule (March–September) and full year lifeguard coverage
 - Facility Maintenance increased budget to address aging infrastructure and higher HVAC repair needs
Credit Card Fees increased due to higher volume of card payments
 - Decrease in building insurance based on HR anticipated insurance premium cost

Keep Angleton Beautiful (13)

- Revenues:
 - Decrease due to the expiration of the H-GAC Solid Waste Grant
- Expenses:
 - Decrease to account for grant-related expenditures
 - Increase in personnel services to support staff working during KAB cleanup events

Decision Packages, Supplemental Requests, CIP's for Consideration

- Parks & Right of Way
 - Freedom Park Playground and PIP - \$650,000
 - Park & Facility ADA Transition Plan Items - \$209,600
 - Bates Park Softball Field Expansion- Field 6 - TBD
 - Bates & Dickey Park Master Plan, Design, & Construction - \$70,000
 - Skate Park (Abigail Arias) - \$50,000
 - BG Peck Soccer Grading Phase 1 - \$328,735
 - 2 Zero Turn Movers - (2)60" deck for \$24,000 or (2) 72" deck for \$27,000
- Angleton Recreation Center
 - Part-time Aquatic Assistant position - \$24,371
 - Peak Season Custodian/Porter - \$6,000



Guadalupe Valdez
Chief of Police

ANGLETON POLICE DEPARTMENT

Protecting with Purpose, and Serving with Pride



Robert C. Dahlstrom
Assistant Chief of Police

Angleton Police Department Budget Request Summary FY25 — FY26

As of July 30, 2025

Prepared by:
Cameron Parsons, MS
Lieutenant





Guadalupe Valdez
Chief of Police

ANGLETON POLICE DEPARTMENT

Protecting with Purpose, and Serving with Pride



Robert C. Dahlstrom
Assistant Chief of Police

Budget Request Summary

Operational Snapshot

The Angleton Police Department is currently staffed by 32 licensed Peace Officers, 10 licensed Telecommunications Operators, 5 Animal Control Officers, a Crime Victims Liaison, a civilian Jailer, and a Records Clerk. Our current open positions are 5 Police Officers, 1 Sergeant.

Grant Funded Initiatives

Victims of Crimes Act (VOCA) Grant

The Department staffs a Crime Victims Liaison to offer services to crime victims as provisioned by the Victims of Crime Act of 1984. The cost of the program and staff is funded by a grant from the Office of Attorney General entitled, the *General Victim Assistance Grant Program*. The current grant is outlaid as follows:

- Office of Attorney General funds: **\$57,175.91**
- Cash Match: **\$22,023.09**
- In-Kind Match: **\$1,450**
- Total Project: **\$80,649**

FBI Safe Streets Task Force

An officer employed by the Angleton Police Department is assigned full time to the FBI Safe Streets Task Force which focuses on violent organized crime and the apprehension of violent fugitives. The benefits to the Department by participation in this program are:

- Access to advanced investigative techniques and resources for the needs of the Department.
- Sharing of seizure assets with participating agencies.
- Reimbursement for overtime incurred by the assigned employee.

Budget Decision Packages

Capital Improvement Project

Motorola Radio Communications





Guadalupe Valdez
Chief of Police

ANGLETON POLICE DEPARTMENT

Protecting with Purpose, and Serving with Pride



Item 5.

Robert C. Dahlstrom
Assistant Chief of Police

Need: Our critical back-end radio system infrastructure is no longer supported and direct replacements are no longer sold. This investment ensures that we can continue radio communication and dispatching for our police, fire, EMS, and Animal Control and be able to communicate with other agencies and First Responders throughout the region covered in our current radio network. The investment includes base station equipment, dispatch consoles, system servers, encryption, maintenance, updates, and training. The project will expand the Dispatch Center from 2 complete stations to 4.

- Amount of Capital Appropriation: **\$500,000**

Regular Budget Requests

Dell Laptops (MDTs) for Patrol Vehicles

Need: Our patrol vehicle's mobile data terminals (MDTs) are outdated, unreliable, not supported and are no longer able to meet operational demands. Frequent slowdowns, connectivity failures and software incompatibility delay critical tasks like call dispatching, database queries, and report writing which increase risk to officer safety and slowing response times. These aging computers will eventually fail to meet CJIS security requirements exposing the department cybersecurity vulnerabilities. Replacing them with updated laptops will enhance officer efficiency, improve public safety, reduce long-term repair costs, and ensure compatibility with standards.

We currently have three, and officers can remove them from the patrol unit and use them remotely, which will eventually eliminate the need for desktop terminals in the office and allow them to spend more time on the street.

- Dell Ruggedized Laptop \$5,000 per unit x 16 units: **\$80,000**

Motorola In-Car Video and Body Worn Camera System

Need: Our patrol vehicle fleet currently operates with a mix of outdated SafeFleet in-car video systems and a limited number of upgraded Motorola systems. This split configuration creates operational inefficiencies, as officers, supervisors, administrators, records clerks, and court staff work across platforms for video retrieval, review, and evidence management. The older SafeFleet units are unreliable and no longer supported. Our body-worn cameras are Motorola and seamlessly sync and integrate with that system and evidence storage software. Upgrading all remaining vehicles to the Motorola video system will standardize our technology and streamline video management. This will improve evidence handling and reduce maintenance costs.

- Upgrade 13 units at approximately \$9,000 per unit: **\$117,000**

GPS Tracking Device for Suspect Vehicles





Guadalupe Valdez
Chief of Police

ANGLETON POLICE DEPARTMENT

Protecting with Purpose, and Serving with Pride



Robert C. Dahlstrom
Assistant Chief of Police

Need: Increase safety and mitigate risk associated with suspect vehicle pursuits.

"The [StarChase] vehicle mounted GPS launcher deploys a GPS tracking tag onto a suspect's vehicle. Once the GPS tag sticks to the vehicle, it communicates positional data to [a] mapping platform in real time. Law enforcement can then plan and coordinate an informed tactical response to make a safe arrest while maintaining community and officer safety."

- Four vehicle-mounted systems, three years of discounted TSP subscription (unlimited GPS tags, access mapping, and all data charges), an on-site train-the-trainer course and two installations, three years of warranty for each system: **\$52,000**

Five (5) Additional Police Officers

Need: In response to an increase in population and subsequent increase in vehicular traffic, an additional 5 police officers were requested with annual compensation packages of **\$450,000** in total to meet demand of officer per capita ratio.

- New equipment for each officer position is **\$3,200** for a total of **\$16,000**.

Twelve (12) Patrol Vehicles

Need: Replace aging patrol fleet vehicles that have high maintenance and repair costs.

- Cost for each vehicle is \$100,000 for a total of **\$1.2M**

Summary of Fleet Mileage		
Unit	Year	Mileage
P3 - CPA	2007	60254
P5 - CID	2017	68015
P7 - Admin	2018	59766
P36	2016	142724
P39	2017	121752
P40	2017	137916
P41	2017	118436
P42	2018	114274
P43	2018	113306
P44	2018	130338
P45	2018	171084





Guadalupe Valdez
Chief of Police

ANGLETON POLICE DEPARTMENT

Protecting with Purpose, and Serving with Pride



Robert C. Dahlstrom
Assistant Chief of Police

P46 - Admin	2018	90732
P47 - Admin	2018	49206
P48 - Admin	2018	33154
P49	2019	96818
P50	2019	132785
P51	2020	89231
P52	2020	88414
ACO 1	2016	92836
P38 – ACO	2016	80490

Update Tire Deflation Devices - STOP STICK

Need: Replace Department's current tire deflation devices on board each patrol vehicle for STOP STICK brand devices which are safer and more effectively deployed.

- Total cost: **\$7,000**



Replace TASER (Less Lethal Use of Force) Weapon

Need: Replace obsolete TASER model X26P weapons with the current offering, TASER 10, which includes training, holsters, batteries, cartridges, and support.

- Updated weapons will benefit officers and department through active warranty and coverage under the Axon/TASER \$10M liability policy.
- Police Department's current TASER's were purchased 11/16/2016, and their recommended lifecycle is 5 years which expired on 11/16/2021. Statistics report that the devices are twice as likely to fail in the field after 5 years of usage. We currently do not benefit from an active warranty. If the weapon is over 5 years old and fails causing injury or harm due to the weapon malfunctioning, the department does not have access to the \$10M liability policy.
- The cost to update the weapon system is **\$239,190** in total.
- TASER offers a five-year purchase plan which would total **\$47,838** per year



Guadalupe Valdez
Chief of Police

ANGLETON POLICE DEPARTMENT

Protecting with Purpose, and Serving with Pride



Robert C. Dahlstrom
Assistant Chief of Police



Obsolete TASER X26P



New TASER 10

