



**CITY OF ANGLETON**  
**CITY COUNCIL SPECIAL MEETING AGENDA**  
**120 S. CHENANGO STREET, ANGLETON, TEXAS 77515**  
**TUESDAY, AUGUST 24, 2021 AT 5:30 PM**

---

**Mayor | Jason Perez**  
**Mayor Pro-Team | John Wright**  
**Council Members | Cecil Booth, Mark Gongora, Mikey Svoboda, Travis Townsend**  
**City Manager | Chris Whittaker**  
**City Secretary | Frances Aguilar**

**NOTICE IS HEREBY GIVEN PURSUANT TO V.T.C.A., GOVERNMENT CODE, CHAPTER 551, THAT THE CITY COUNCIL FOR THE CITY OF ANGLETON WILL CONDUCT A MEETING, OPEN TO THE PUBLIC, ON TUESDAY, AUGUST 24, 2021, AT 5:30 P.M., AT THE CITY OF ANGLETON COUNCIL CHAMBERS LOCATED AT 120 S. CHENANGO STREET ANGLETON, TEXAS 77515.**

This meeting will also be live-streamed:  
City's website at <https://angleton.tx.us/445/Meeting-Videos>  
Facebook at <https://www.facebook.com/cityofangleton/>

**DECLARATION OF A QUORUM AND CALL TO ORDER**

**PLEDGE OF ALLEGIANCE**

**INVOCATION**

**PUBLIC HEARINGS AND ACTION ITEMS**

1. Conduct a public hearing and discussion on Fiscal Year 2021-2022 Proposed Budget.
2. Conduct a public hearing and discussion on the proposed Fiscal Year 2021-2022 Ad Valorem Tax Rate.

**EXECUTIVE SESSION**

The City Council will now convene into executive session pursuant to the provisions of Chapter 551 Texas Government Code, in accordance with the authority contained therein:

3. Deliberate the appointment, employment, evaluation, reassignment, duties, discipline, or dismissal of a public officer or employee - Police Chief, pursuant to Section 551.074 of the Texas Government Code.

**OPEN SESSION**

The City Council will now adjourn Executive Session, reconvene into Open Session pursuant to the provisions of Chapter 551 Texas Government Code and take action, if any, on item(s) discussed during Closed Executive Session.

**ADJOURNMENT**

*If, during the course of the meeting and discussion of any items covered by this notice, City Council determines that a Closed or Executive Session of the Council is required, then such closed meeting will be held as authorized by Texas Government Code, Chapter 551, Section 551.071 - consultation with attorney; Section 551.072 - deliberation regarding real property; Section 551.073 - deliberation regarding prospective gift; Section 551.074 - personnel matters regarding the appointment, employment, evaluation, reassignment, duties, discipline, or dismissal of a public officer or employee; Section 551.076 - deliberation regarding security devices or security audit; Section 551.087 - deliberation regarding economic development negotiations; Section 551.089 - deliberation regarding security devices or security audits, and/or other matters as authorized under the Texas Government Code. If a Closed or Executive Session is held in accordance with the Texas Government Code as set out above, the City Council will reconvene in Open Session in order to take action, if necessary, on the items addressed during Executive Session.*

## **CERTIFICATION**

I, Frances Aguilar, City Secretary, do hereby certify that this Notice of a Meeting was posted on the City Hall bulletin board, a place convenient and readily accessible to the general public at all times and to the City's website, [www.angleton.tx.us](http://www.angleton.tx.us), in compliance with Chapter 551, Texas Government Code. The said Notice was posted on the following date and time: Friday, August 20, 2021 5:30 p.m. and remained so posted continuously for at least 72 hours proceeding the scheduled time of said meeting.

/S/ Frances Aguilar

Frances Aguilar, TRMC, MMC  
City Secretary

*In compliance with the Americans with Disabilities Act, the City of Angleton will provide reasonable accommodations for persons attending City Council meetings. The facility is wheelchair accessible and accessible parking spaces are available. Please contact the City Secretary at 979-849-4364, extension 2115 or email [citysecretary@angleton.tx.us](mailto:citysecretary@angleton.tx.us).*



## AGENDA ITEM SUMMARY FORM

---

**MEETING DATE:** 08/24/2021  
**PREPARED BY:** Chris Hill, Finance Director  
**AGENDA CONTENT:** Discuss Fiscal 2021-2022 Proposed Budget.  
**AGENDA ITEM SECTION:** Regular Agenda

---

**BUDGETED AMOUNT:** N/A                      **FUNDS REQUESTED:** N/A  
**FUND:** N/A

**EXECUTIVE SUMMARY:**

Public Hearing discussion the Fiscal 2021-2022 Proposed Budget.

**RECOMMENDATION:**

Staff recommends citizens give any feedback on the 2021-2022 Proposed Budget.



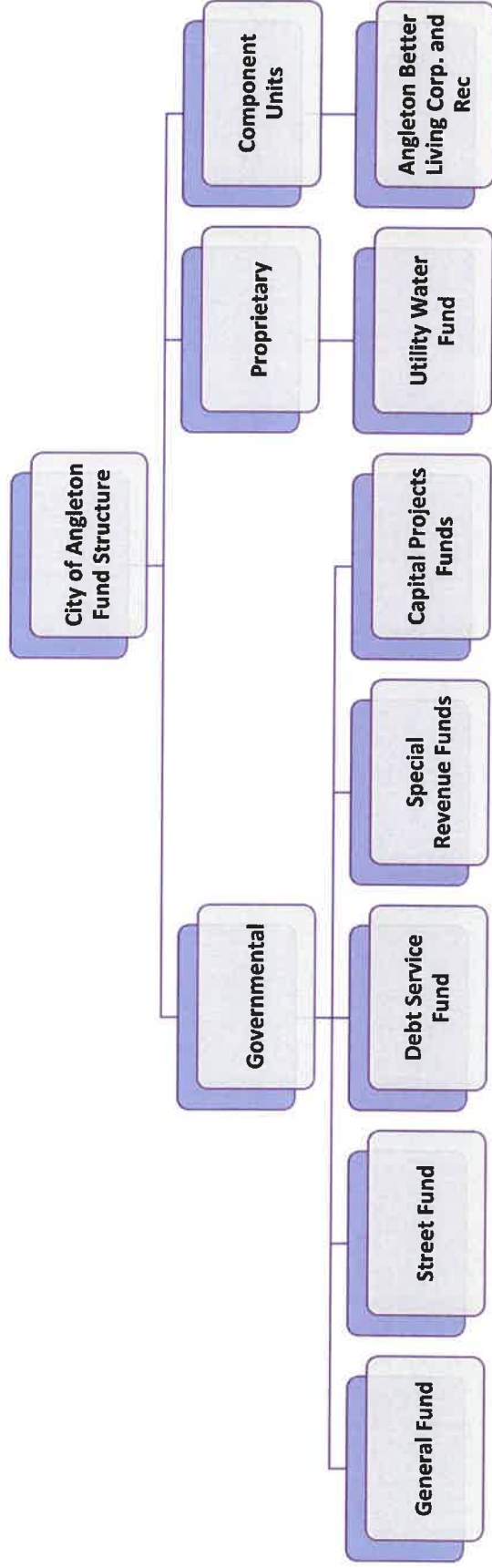
# Proposed Budget

**2021-2022**

The proposed budget will raise more total property taxes than last year's total tax levy by \$124,461 or 1.67%, and of that amount, \$124,461 is tax revenue to be raised from new property added to the tax roll this year.

# BUDGET STRUCTURE

The City of Angleton follows generally accepted accounting principles (GAAP) in preparing its budget and accounting for its operations. These principles require the City to use separate accounting entities called funds to keep track of the resources used for different fiscal purposes. Each fund consists of a self-balancing set of accounts in which cash and other financial resources, all related liabilities, residual equities and the changes therein are segregated and recorded. As depicted in the chart below, the budgetary accounting for City financial activities is reflected within two major fund groups: Governmental fund and Proprietary fund types. All funds described are governed by annual appropriations except for capital project funds, which are individually approved and project length budgets.



# City Council



Mayor Jason Perez



Mikey Svoboda



Travis Townsend



John Wright Mayor Pro-Tem



Cecil Booth



Mark Gongora

## Management Team

Chris Whittaker ----- City Manager  
Chris Hill ----- Finance Director  
Tenecha Williams ----- Assistant Finance Director  
Lupe Valdez ----- Acting Chief of Police  
Megan Mainer ----- Parks and Recreation Director  
Jeff Sifford ----- Public Works Director  
Martha Eighme ----- Communications and Marketing Director  
Scott Myers ----- Fire Chief  
Jason Crews ----- Information Technology Director  
Angelia Hayes ----- Municipal Court Administrator  
Colleen Martin ----- Human Resources and Risk Management Director  
Frances Aguilar ----- City Secretary  
Walter Reeves ----- Development Services Director  
Lindsay Koskiniemi ----- Assistant Development Services Director  
Glenn Lamont ----- Emergency Management Coordinator

## Acknowledgments

Stewart Crouch ----- Parks Superintendent  
Geri Gonzales ----- Recreation Superintendent  
Robert (Chris) Dahlstrom ----- PD Lieutenant  
Elizabeth Barr ----- PD Administrative Coordinator  
Heidi Guzman ----- Public Works Office Manager  
Chloe Campbell ----- Utility Billing Manager

City of Angleton  
Fiscal Year 2021-2022  
Proposed Budget Summary

Mayor Perez and City Council Members,

The City of Angleton staff is pleased to present the Fiscal Year 2021-2022 Annual Budget based on the No-New Revenue Property Tax Rate. The Total Budget for FY 2021-2022 is \$47.4M, a decrease of approximately 9% from FY 2020/2021 Budget. The budget contains increases in expenditures related to increased personnel costs, total city services, required maintenance and projects but Capital Bond Project funds are declining by \$8.4M resulting in overall decrease. Without Capital Projects increase of \$3.2M.

The budget is divided into 7 sections the 2 primary Funds are the General Fund & Utility (Water) Fund.

The proposed budgets for the General Fund and Utility (Water) Fund assume the General Fund adopts the No-New Revenue Property Tax Rate and the Utility Fund adopts a Rate increase of approximately \$7/month for an average customer receiving 5,000 gallons per month covering the necessary operating and capital projects along with all funds covering their applicable costs. This proposal assumes \$710K of projects requested will not be completed in the General Fund and \$175K of projects requested will not be completed in the Utility Fund.

Other notable key factors:

- ❖ Health Insurance Rates Expected to rise by 15% or more.
- ❖ Cost of Living Adj (COLA) of 1% loaded in Budget. Market Trend Wages 2% up.
- ❖ Phase 3 Comp. Plan loaded as of 4/1/22 adding \$162,531. \$325K annually.
- ❖ 4/1/22 - General Fund has 5 new FT employees and 1 PT employee. Utility Dept. has 1 new FT employee and 1 moving from PT to FT.
- ❖ Water rate increases for City operations, maintenance and capital projects have not occurred since FY 2013-2014 (other than passthrough to Brazosport Water Authority (BWA) and Impact fees). Inflation is up 12% plus an additional 5% through May 2021 totaling 17% inflation during the same period.
- ❖ NewGen Strategies & Solutions is working on a Water and Wastewater Financial Plan to sustain the failing infrastructure. The gap between required expenditures to maintain the failing infrastructure and available revenue continues to widen.

EXPENDITURES FOR MAJOR FUNDS

| <u>FUND</u>                    | <u>2020/2021 BUDGET</u> | <u>2021/2022 BUDGET</u> | <u>%CHANGE</u> |
|--------------------------------|-------------------------|-------------------------|----------------|
| GENERAL FUND                   | \$ 15,059,224           | \$ 17,228,079           | 14.40%         |
| STREET FUND                    | \$ 2,820,000            | \$ 2,405,000            | -14.72%        |
| UTILITY (WATER) FUND           | \$ 7,395,174            | \$ 7,691,748            | 4.01%          |
| DEBT SERVICE FUND              | \$ 3,019,846            | \$ 3,086,879            | 2.22%          |
| SPECIAL FUNDS                  | \$ 1,905,036            | \$ 2,617,815            | 37.42%         |
| CAPITAL PROJECTS FUNDS         | \$ 19,225,295           | \$ 10,818,667           | -43.73%        |
| ABLC & RECREATION CENTER FUNDS | \$ 3,105,381            | \$ 3,538,576            | 13.95%         |
| <b>TOTAL</b>                   | <b>\$ 52,529,956</b>    | <b>\$ 47,386,763</b>    | <b>-9.79%</b>  |

The following chart below is a snapshot of the surrounding cities for  
**FY 2020/21.**

A city's property **tax rate** consists of a maintenance and operations (**M&O**) **tax rate** and an interest and sinking (**I&S**) **tax rate**. The **M&O tax rate** provides funds for maintenance and operations. The **I&S tax rate** provides funds for payments on the debt.

| CITY            | POPULATION      | TAX RATE     | M & O        | I & S        |
|-----------------|-----------------|--------------|--------------|--------------|
| Alvin           | 26,827          | 0.768        | 0.635        | 0.133        |
| Pearland        | 122,149         | 0.720        | 0.305        | 0.415        |
| Brazoria        | 3,100           | 0.680        | 0.472        | 0.209        |
| <b>Angleton</b> | <b>19,565</b>   | <b>0.665</b> | <b>0.581</b> | <b>0.084</b> |
| Freeport        | 12,195          | 0.616        | 0.518        | 0.098        |
| Manvel          | 11,535          | 0.610        | 0.400        | 0.210        |
| Lake Jackson    | 27,533          | 0.329        | 0.218        | 0.109        |
|                 | <b>AVERAGE:</b> | <b>0.677</b> | <b>0.485</b> | <b>0.192</b> |

**2021 Tax Rate Calculation Worksheet**  
**Taxing Units Other Than School Districts or Water Districts**  
**CITY OF ANGLETON**

Date: 08/03/2021 11:41 AM

**979-849-4364**

Taxing Unit Name

Phone (area code and number)

**121 S Velasco, Angleton, TX 77515****www.angleton.tx.us**

Taxing Unit's Address, City, State, ZIP Code

Taxing Unit's Website Address

**GENERAL INFORMATION:** Tax Code Section 26.04(c) requires an officer or employee designated by the governing body to calculate the No-New-Revenue (NNR) tax rate and Voter-Approval tax rate for the taxing unit. These tax rates are expressed in dollars per \$100 of taxable value calculated. The calculation process starts after the chief appraiser delivers to the taxing unit the certified appraisal roll and the estimated values of properties under protest. The designated officer or employee shall certify that the officer or employee has accurately calculated the tax rates and used values shown for the certified appraisal roll or certified estimate. The officer or employee submits the rates to the governing body by Aug. 7 or as soon thereafter as practicable.

School districts do not use this form, but instead use Comptroller Form 50-859 *Tax Rate Calculation Worksheet, School Districts without Chapter 313 Agreements* or Comptroller Form 50-884 *Tax Rate Calculation Worksheet, School District with Chapter 313 Agreements*.

Water districts as defined under Water Code Section 49.001(1) do not use this form, but instead use Comptroller Form 50-858 *Water District Voter-Approval Tax Rate Worksheet for Low Tax Rate and Developing Districts* or Comptroller Form 50-860 *Developed Water District Voter-Approval Tax Rate Worksheet*.

The Comptroller's office provides this worksheet to assist taxing units in determining tax rates. The information provided in this worksheet is offered as technical assistance and not legal advice. Taxing units should consult legal counsel for interpretations of law regarding tax rate preparation and adoption.

### SECTION 1: No-New-Revenue Tax Rate

The NNR tax rate enables the public to evaluate the relationship between taxes for the prior year and for the current year based on a tax rate that would produce the same amount of taxes (no new taxes) if applied to the same properties that are taxed in both years. When appraisal values increase, the NNR tax rate should decrease.

The NNR tax rate for a county is the sum of the NNR tax rates calculated for each type of tax the county levies.

While uncommon, it is possible for a taxing unit to provide an exemption for only maintenance and operations taxes. In this case, the taxing unit will need to calculate the NNR tax rate separately for the maintenance and operations tax and the debt tax, then add the two components together.

| No-New-Revenue Tax Rate Worksheet   | Amount/Rate      |
|---|------------------|
| <b>1. 2020 total taxable value.</b> Enter the amount of 2020 taxable value on the 2020 tax roll today. Include any adjustments since last year's certification; exclude Tax Code Section 25.25(d) one-fourth and one-third over-appraisal corrections from these adjustments. Exclude any property value subject to an appeal under Chapter 42 as of July 25 (will add undisputed value in Line 6). This total includes the taxable value of homesteads with tax ceilings (will deduct in Line 2) and the captured value for tax increment financing (adjustment is made by deducting TIF taxes, as reflected in Line 17). <sup>1</sup> | \$1,119,593,924  |
| <b>2. 2020 tax ceilings.</b> Counties, cities and junior college districts. Enter 2020 total taxable value of homesteads with tax ceilings. These include the homesteads of homeowners age 65 or older or disabled. Other taxing units enter 0. If your taxing units adopted the tax ceiling provision in 2020 or a prior year for homeowners age 65 or older or disabled, use this step. <sup>2</sup>  | \$0              |
| <b>3. Preliminary 2020 adjusted taxable value.</b> Subtract Line 2 from Line 1.   | \$1,119,593,924  |
| <b>4. 2020 total adopted tax rate.</b>  | \$0.665144/\$100 |
| <b>5. 2020 taxable value lost because court appeals of ARB decisions reduced 2020 appraised value.</b>  |                  |
| <b>A. Original 2020 ARB values:</b>   | \$23,001,541     |

|  |                 |
|--|-----------------|
| B. 2020 values resulting from final court decisions:   | \$20,547,590    |
| C. 2020 value loss. Subtract B from A. <sup>3</sup>  | \$2,453,951     |
| <b>6. 2020 taxable value subject to an appeal under Chapter 42, as of July 25.</b>   |                 |
| A. 2020 ARB certified value:   | \$0             |
| B. 2020 disputed value:  | \$0             |
| C. 2020 undisputed value. Subtract B from A. <sup>4</sup>  | \$0             |
| <b>7. 2020 Chapter 42 related adjusted values</b> Add Line 5C and Line 6C.   | \$2,453,951     |
| <b>8. 2020 taxable value, adjusted for actual and potential court-ordered adjustments.</b><br>Add Line 3 and Line 7.   | \$1,122,047,875 |
| <b>9. 2020 taxable value of property in territory the taxing unit deannexed after Jan. 1, 2020.</b> Enter the 2020 value of property in deannexed territory. <sup>5</sup>  | \$0             |
| <b>10. 2020 taxable value lost because property first qualified for an exemption in 2021.</b> If the taxing unit increased an original exemption, use the difference between the original exempted amount and the increased exempted amount. Do not include value lost due to freeport, goods-in-transit, temporary disaster exemptions. Note that lowering the amount or percentage of an existing exemption in 2021 does not create a new exemption or reduce taxable value. |                 |
| A. <b>Absolute exemptions.</b> Use 2020 market value:  | \$684,910       |
| B. <b>Partial exemptions.</b> 2021 exemption amount or 2021 percentage exemption times 2020 value:   | \$6,260,815     |
| C. <b>Value loss.</b> Add A and B. <sup>5</sup>  | \$6,945,725     |
| <b>11. 2020 taxable value lost because property first qualified for agricultural appraisal (1-d or 1-d-1), timber appraisal, recreational/scenic appraisal or public access airport special appraisal in 2021.</b> Use only properties that qualified in 2021 for the first time; do not use properties that qualified in 2020.  |                 |
| A. <b>2020 market value:</b>   | \$98,515        |
| B. <b>2021 productivity or special appraised value:</b>  | \$3,990         |
| C. <b>Value loss.</b> Subtract B from A. <sup>7</sup>  | \$94,525        |
| <b>12. Total adjustments for lost value.</b> Add lines 9, 10C and 11C.   | \$7,040,250     |
| <b>13. 2020 captured value of property in a TIF.</b> Enter the total value of 2020 captured appraised value of property taxable by a taxing unit in a tax increment financing zone for which 2020 taxes were deposited into the tax increment fund. <sup>8</sup> If the taxing unit has no captured appraised value in line 18D, enter 0.  | \$2,970,840     |
| <b>14. 2020 total value.</b> Subtract Line 12 and Line 13 from Line 8.   | \$1,112,036,785 |
| <b>15. Adjusted 2020 total levy.</b> Multiply Line 4 by Line 14 and divide by \$100.   | \$7,396,645     |
| <b>16. Taxes refunded for years preceding tax year 2020.</b> Enter the amount of taxes refunded  | \$4,967         |

|  |                 |
|--|-----------------|
| by the taxing unit for tax years preceding tax year 2020. Types of refunds include court decisions, Tax Code Section 25.25(b) and (c) corrections and Tax Code Section 31.11 payment errors. Do not include refunds for tax year 2020. This line applies only to tax years preceding tax year 2020. <sup>8</sup>   |                 |
| <b>17. Adjusted 2020 levy with refunds and TIF adjustment.</b> Add Lines 15 and 16. <sup>10</sup>  | \$7,401,612     |
| <b>18. Total 2021 taxable value on the 2021 certified appraisal roll today.</b> This value includes only certified values or certified estimate of values and includes the total taxable value of homesteads with tax ceilings (will deduct in Line 20). These homesteads include homeowners age 65 or older or disabled. <sup>11</sup>  |                 |
| <b>A. Certified values:</b>  | \$1,125,679,845 |
| <b>B. Counties:</b> Include railroad rolling stock values certified by the Comptroller's office:   | \$0             |
| <b>C. Pollution control and energy storage system exemption:</b> Deduct the value of property exempted for the current tax year for the first time as pollution control or energy storage system property:   | \$0             |
| <b>D. Tax increment financing:</b> Deduct the 2021 captured appraised value of property taxable by a taxing unit in a tax increment financing zone for which the 2021 taxes will be deposited into the tax increment fund. Do not include any new property value that will be included in Line 23 below. <sup>12</sup>   | \$3,081,010     |
| <b>E. Total 2021 value.</b> Add A and B, then subtract C and D.  | \$1,122,598,835 |
| <b>19. Total value of properties under protest or not included on certified appraisal roll.</b> <sup>13</sup>  |                 |
| <b>A. 2021 taxable value of properties under protest.</b> The chief appraiser certifies a list of properties still under ARB protest. The list shows the appraisal district's value and the taxpayer's claimed value, if any, or an estimate of the value if the taxpayer wins. For each of the properties under protest, use the lowest of these values. Enter the total value under protest. <sup>14</sup>   | \$73,674,513    |
| <b>B. 2021 value of properties not under protest or included on certified appraisal roll.</b> The chief appraiser gives taxing units a list of those taxable properties that the chief appraiser knows about, but are not included in the appraisal roll certification. These properties also are not on the list of properties that are still under protest. On this list of properties, the chief appraiser includes the market value, appraised value and exemptions for the preceding year and a reasonable estimate of the market value, appraised value and exemptions for the current year. Use the lower market, appraised or taxable value (as appropriate). Enter the total value of property not on the certified roll. <sup>15</sup> | \$0             |
| <b>C. Total value under protest or not certified:</b> Add A and B.   | \$73,674,513    |
| <b>20. 2021 tax ceilings.</b> Counties, cities and junior colleges enter 2021 total taxable value of homesteads with tax ceilings. These include the homesteads of homeowners age 65 or older or disabled. Other taxing units enter 0. If your taxing units adopted the tax ceiling provision in 2020 or a prior year for homeowners age 65 or older or disabled, use this step. <sup>16</sup>   | \$0             |
| <b>21. 2021 total taxable value.</b> Add Lines 18E and 19C. Subtract Line 20. <sup>17</sup>  | \$1,196,273,348 |

|   |                  |
|---|------------------|
| <b>22. Total 2021 taxable value of properties in territory annexed after Jan. 1, 2020.</b><br>Include both real and personal property. Enter the 2021 value of property in territory annexed. <sup>18</sup>   | \$0              |
| <b>23. Total 2021 taxable value of new improvements and new personal property located in new improvements.</b> New means the item was not on the appraisal roll in 2020. An improvement is a building, structure, fixture or fence erected on or affixed to land. New additions to existing improvements may be included if the appraised value can be determined. New personal property in a new improvement must have been brought into the taxing unit after Jan. 1, 2020, and be located in a new improvement. New improvements <b>do</b> include property on which a tax abatement agreement has expired for 2021. <sup>19</sup> | \$27,058,198     |
| <b>24. Total adjustments to the 2021 taxable value.</b> Add Lines 22 and 23.  | \$27,058,198     |
| <b>25. Adjusted 2021 taxable value.</b> Subtract Line 24 from Line 21.  | \$1,169,215,150  |
| <b>26. 2021 NNR tax rate.</b> Divide Line 17 by Line 25 and multiply by \$100. <sup>20</sup>  | \$0.633041/\$100 |
| <b>27. COUNTIES ONLY.</b> Add together the NNR tax rates for each type of tax the county levies. The total is the 2021 county NNR tax rate. <sup>21</sup>   |                  |

<sup>1</sup>Tex. Tax Code Section 26.012(14)

<sup>2</sup>Tex. Tax Code Section 26.012(14)

<sup>3</sup>Tex. Tax Code Section 26.012(13)

<sup>4</sup>Tex. Tax Code Section 26.012(13)

<sup>5</sup>Tex. Tax Code Section 26.012(15)

<sup>6</sup>Tex. Tax Code Section 26.012(15)

<sup>7</sup>Tex. Tax Code Section 26.012(15)

<sup>8</sup>Tex. Tax Code Section 26.03(c)

<sup>9</sup>Tex. Tax Code Section 26.012(13)

<sup>10</sup>Tex. Tax Code Section 26.012(13)

<sup>11</sup>Tex. Tax Code Section 26.012,26.04(c-2)

<sup>12</sup>Tex. Tax Code Section 26.03(c)

<sup>13</sup>Tex. Tax Code Section 26.01(c) and (d)

<sup>14</sup>Tex. Tax Code Section 26.01(c)

<sup>15</sup>Tex. Tax Code Section 26.01(d)

<sup>16</sup>Tex. Tax Code Section 26.012(6)(b)

<sup>17</sup>Tex. Tax Code Section 26.012(6)

<sup>18</sup>Tex. Tax Code Section 26.012(17)

<sup>19</sup>Tex. Tax Code Section 26.012(17)

<sup>20</sup>Tex. Tax Code Section 26.04(c)

<sup>21</sup>Tex. Tax Code Section 26.04(d)

<sup>22</sup>Reserved for expansion

<sup>23</sup>Tex. Tax Code Section 26.044

<sup>24</sup>Tex. Tax Code Section 26.0441

## SECTION 2: Voter-Approval Tax Rate

The voter-approval tax rate is the highest tax rate that a taxing unit may adopt without holding an election to seek voter approval of the rate. The voter-approval tax rate is split into two separate rates:

- Maintenance and Operations (M&O) Tax Rate:** The M&O portion is the tax rate that is needed to raise the same amount of taxes that the taxing unit levied in the prior year plus the applicable percentage allowed by law. This rate accounts for such things as salaries, utilities and day-to-day operations
- Debt Rate:** The debt rate includes the debt service necessary to pay the taxing unit's debt payments in the coming year. This rate accounts for principal and interest on bonds and other debt secured by property tax revenue.

The Voter-Approval tax rate for a county is the sum of the Voter-Approval tax rates calculated for each type of tax the county levies. In most cases the Voter-Approval tax rate exceeds the No-New-Revenue tax rate, but occasionally decreases in a taxing unit's debt service will cause the NNR tax rate to be higher than the voter-approval tax rate.

| Voter-Approval Tax Rate Worksheet  | Amount/Rate      |
|--|------------------|
| <b>28. 2020 M&amp;O tax rate.</b> Enter the 2020 M&O tax rate.   | \$0.581479/\$100 |
| <b>29. 2020 taxable value, adjusted for actual and potential court-ordered adjustments.</b><br>Enter the amount in Line 8 of the <i>No-New-Revenue Tax Rate Worksheet</i> .  | \$1,122,047,875  |
| <b>30. Total 2020 M&amp;O levy.</b> Multiply Line 28 by Line 29 and divide by \$100.   | \$6,524,472      |
| <b>31. Adjusted 2020 levy for calculating NNR M&amp;O rate.</b>  |                  |
| <b>A. M&amp;O taxes refunded for years preceding tax year 2020</b> Enter the amount of M&O taxes refunded in the preceding year for taxes before that year. Types of refunds include court decisions, Tax Code Section 25.25(b) and (c) corrections and Tax Code Section 31.11 payment errors. Do not include refunds for tax year 2020. This line applies only to tax years preceding tax year 2020.  | \$4,258          |
| <b>B. 2020 taxes in TIF</b> Enter the amount of taxes paid into the tax increment fund for a reinvestment zone as agreed by the taxing unit. If the taxing unit has no 2021 captured appraised value in Line 18D, enter 0.   | \$17,301         |
| <b>C. 2020 transferred function.</b> If discontinuing all of a department, function or activity and transferring it to another taxing unit by written contract, enter the amount spent by the taxing unit discontinuing the function in the 12 months preceding the month of this calculation. If the taxing unit did not operate this function for this 12-month period, use the amount spent in the last full fiscal year in which the taxing unit operated the function. The taxing unit discontinuing the function will subtract this amount in D below. The taxing unit receiving the function will add this amount in D below. Other taxing units enter 0. | \$0              |
| <b>D. 2020 M&amp;O levy adjustments.</b> Subtract B from A. For taxing unit with C, subtract if discontinuing function and add if receiving function.  | \$-13,043        |
| <b>E. Add Line 30 to 31D.</b>  | \$6,511,429      |
| <b>32. Adjusted 2021 taxable value.</b> Enter the amount in Line 25 of the <i>No-New-Revenue Tax Rate Worksheet</i> .  | \$1,169,215,150  |
| <b>33. 2021 NNR M&amp;O rate (unadjusted).</b> Divide Line 31E by Line 32 and multiply by \$100.   | \$0.556905/\$100 |
| <b>34. Rate adjustment for state criminal justice mandate.<sup>23</sup></b>  |                  |
| <b>A. 2021 state criminal justice mandate:</b> Enter the amount spent by a county in the previous 12 months providing for the maintenance and operation cost of keeping inmates in county-paid facilities after they have been sentenced. Do not include any state reimbursement received by the county for the same purpose.  | \$0              |

|   |   |
|---|---|
| <p><b>B. 2020 state criminal justice mandate:</b> Enter the amount spent by a county in the 12 months prior to the previous 12 months providing for the maintenance and operation cost of keeping inmates in county-paid facilities after they have been sentenced. Do not include any state reimbursement received by the county for the same purpose. Enter zero if this is the first time the mandate applies.</p> <p><b>C.</b> Subtract B from A and divide by Line 32 and multiply by \$100.</p> <p><b>D.</b> Enter the rate calculated in C. If not applicable, enter 0.</p>  | <p>\$0</p> <p>\$0.000000/\$100</p> <p>\$0.000000/\$100</p>                                    |
| <p><b>35. Rate adjustment for indigent health care expenditures.<sup>24</sup></b></p> <p><b>A. 2021 indigent health care expenditures:</b> Enter the amount paid by a taxing unit providing for the maintenance and operation cost of providing indigent health care for the period beginning on July 1, 2020 and ending on June 30, 2021, less any state assistance received for the same purpose.</p> <p><b>B. 2020 indigent health care expenditures:</b> Enter the amount paid by a taxing unit providing for the maintenance and operation cost of providing indigent health care for the period beginning on July 1, 2019 and ending on June 30, 2020, less any state assistance received for the same purpose.</p> <p><b>C.</b> Subtract B from A and divide by Line 32 and multiply by \$100.</p> <p><b>D.</b> Enter the rate calculated in C. If not applicable, enter 0.</p>  | <p>\$0</p> <p>\$0</p> <p>\$0.000000/\$100</p> <p>\$0.000000/\$100</p>                         |
| <p><b>36. Rate adjustment for county indigent defense compensation.<sup>25</sup></b></p> <p><b>A. 2021 indigent defense compensation expenditures:</b> Enter the amount paid by a county to provide appointed counsel for indigent individuals for the period beginning on July 1, 2020 and ending on June 30, 2021, less any state grants received by the county for the same purpose.</p> <p><b>B. 2020 indigent defense compensation expenditures:</b> Enter the amount paid by a county to provide appointed counsel for indigent individuals for the period beginning on July 1, 2019 and ending on June 30, 2020, less any state grants received by the county for the same purpose.</p> <p><b>C.</b> Subtract B from A and divide by Line 32 and multiply by \$100.</p> <p><b>D.</b> Multiply B by 0.05 and divide by Line 32 and multiply by \$100.</p> <p><b>E.</b> Enter the lessor of C and D. If not applicable, enter 0.</p> | <p>\$0</p> <p>\$0</p> <p>\$0.000000/\$100</p> <p>\$0.000000/\$100</p> <p>\$0.000000/\$100</p> |
| <p><b>37. Rate adjustment for county hospital expenditures.<sup>26</sup></b></p> <p><b>A. 2021 eligible county hospital expenditures:</b> Enter the amount paid by the county or municipality to maintain and operate an eligible county hospital for the period beginning on July 1, 2020 and ending on June 30, 2021.</p> <p><b>B. 2020 eligible county hospital expenditures:</b> Enter the amount paid by the county or municipality to maintain and operate an eligible county hospital for the period beginning on July 1, 2019 and ending on June 30, 2020.</p>  | <p>\$0</p> <p>\$0</p>   |

|  |   |
|--|---|
| <p><b>C.</b> Subtract B from A and divide by Line 32 and multiply by \$100.</p> <p><b>D.</b> Multiply B by 0.08 and divide by Line 32 and multiply by \$100.</p> <p><b>E.</b> Enter the lessor of C and D, if applicable. If not applicable, enter 0.</p>  | <p>\$0.000000/\$100</p> <p>\$0.000000/\$100</p> <p>\$0.000000/\$100</p> |
| <p><b>38. Rate adjustment for defunding municipality.</b> This adjustment only applies to a municipality that is considered to be a defunding municipality for the current tax year under Chapter 109, Local Government Code. Chapter 109, Local Government Code only applies to municipalities with a population of more than 250,000 and includes a written determination by the Office of the Governor. See Tax Code 26.0444 for more information.</p> <p><b>A. Amount appropriated for public safety in 2020.</b> Enter the amount of money appropriated for public safety in the budget adopted by the municipality for the preceding fiscal year</p> <p><b>B. Expenditures for public safety in 2020.</b> Enter the amount of money spent by the municipality for public safety during the preceding fiscal year.</p> <p><b>C.</b> Subtract B from A and divide by Line 32 and multiply by \$100.</p> <p><b>D.</b> Enter the rate calculated in C. If not applicable, enter 0.</p> | <p>\$0</p> <p>\$0</p> <p>\$0.000000/\$100</p> <p>\$0.000000/\$100</p>   |
| <p><b>39. Adjusted 2021 NNR M&amp;O rate.</b> Add Lines 33, 34D, 35D, 36E, and 37E. Subtract Line 38D.</p>   | <p>\$0.556905/\$100</p>   |
| <p><b>40. Adjustment for 2020 sales tax specifically to reduce property values.</b> Cities, counties and hospital districts that collected and spent additional sales tax on M&amp;O expenses in 2020 should complete this line. These entities will deduct the sales tax gain rate for 2021 in Section 3. Other taxing units, enter zero.</p> <p><b>A.</b> Enter the amount of additional sales tax collected and spent on M&amp;O expenses in 2020, if any. Counties must exclude any amount that was spent for economic development grants from the amount of sales tax spent.</p> <p><b>B.</b> Divide Line 40A by Line 32 and multiply by \$100.</p> <p><b>C.</b> Add Line 40B to Line 39.</p>   | <p>\$0</p> <p>\$0.000000</p> <p>\$0.556905</p>                          |
| <p><b>41. 2021 voter-approval M&amp;O rate.</b> Enter the rate as calculated by the appropriate scenario below.</p> <p><b>Special Taxing Unit.</b> If the taxing unit qualifies as a special taxing unit, multiply Line 40C by 1.08.</p> <p>- or -</p> <p><b>Other Taxing Unit.</b> If the taxing unit does not qualify as a special taxing unit, multiply Line 40C by 1.035.</p>  | <p>\$0.576396/\$100</p>   |
| <p><b>D41. Disaster Line 41 (D41): 2021 voter-approval M&amp;O rate for taxing unit affected by disaster declaration.</b> If the taxing unit is located in an area declared a disaster area and at least one person is granted an exemption under Tax Code Section 11.35 for property located in the taxing unit, the governing body may direct the person calculating the voter-approval</p>  | <p>\$0.000000/\$100</p>   |

|   |  |
|---|--|
| <p>tax rate to calculate in the manner provided for a special taxing unit. The taxing unit shall continue to calculate the voter-approval tax rate in this manner until the earlier of</p> <ol style="list-style-type: none"> <li>1. the first year in which total taxable value on the certified appraisal roll exceeds the total taxable value of the tax year in which the disaster occurred, or</li> <li>2. the third tax year after the tax year in which the disaster occurred.</li> </ol> <p>If the taxing unit qualifies under this scenario, multiply Line 40C by 1.08.<sup>27</sup> If the taxing unit does not qualify, do not complete Disaster Line 41 (Line D41).</p>   |  |
| <p><b>42. Total 2021 debt to be paid with property taxes and additional sales tax revenue.</b><br/>Debt means the interest and principal that will be paid on debts that:</p> <ol style="list-style-type: none"> <li>(1) are paid by property taxes,</li> <li>(2) are secured by property taxes,</li> <li>(3) are scheduled for payment over a period longer than one year and</li> <li>(4) are not classified in the taxing unit's budget as M&amp;O expenses</li> </ol> <p>A. <b>Debt</b> also includes contractual payments to other taxing units that have incurred debts on behalf of this taxing unit, if those debts meet the four conditions above. Include only amounts that will be paid from property tax revenue. Do not include appraisal district budget payments. If the governing body of a taxing unit authorized or agreed to authorize a bond, warrant, certificate of obligation, or other evidence of indebtedness on or after Sept. 1, 2021, verify if it meets the amended definition of debt before including it here.<sup>28</sup><br/>Enter debt amount.</p> <p>B. Subtract <b>unencumbered fund amount</b> used to reduce total debt.</p> <p>C. Subtract <b>certified amount spent from sales tax to reduce debt</b> (enter zero if none)</p> <p>D. Subtract <b>amount paid</b> from other resources.</p> <p>E. <b>Adjusted debt.</b> Subtract B, C, and D from A.</p> | <p>\$913,387</p> <p>\$0</p> <p>\$0</p> <p>\$0</p> <p>\$913,387</p>         |
| <p><b>43. Certified 2020 excess debt collections.</b> Enter the amount certified by the collector.<sup>28</sup></p>   | \$0  |
| <p><b>44. Adjusted 2021 debt.</b> Subtract Line 43 from Line 42E.</p>   | \$913,387  |
| <p><b>45. 2021 anticipated collection rate.</b></p> <p>A. Enter the 2021 anticipated collection rate certified by the collector:<sup>29</sup></p> <p>B. Enter the 2020 actual collection rate</p> <p>C. Enter the 2019 actual collection rate</p> <p>D. Enter the 2018 actual collection rate</p> <p>E. If the anticipated collection rate in A is lower than actual collection rates in B, C and D, enter the lowest collection rate from B, C and D. If the anticipated rate in A is higher than at least one of the rates in the prior three years, enter the rate from A. Note that the rate can be greater than 100%.<sup>31</sup></p>   | <p>103.38%</p> <p>110.97%</p> <p>103.69%</p> <p>103.38%</p> <p>103.38%</p> |
| <p><b>46. 2021 debt adjusted for collections.</b> Divide Line 44 by Line 45E</p>  | \$883,523  |
| <p><b>47. 2021 total taxable value.</b> Enter the amount on Line 21 of the <i>No-New-Revenue Tax Rate Worksheet</i>.</p>  | \$1,196,273,348  |
| <p><b>48. 2021 debt tax rate.</b> Divide Line 46 by Line 47 and multiply by \$100.</p>  | \$0.073856/\$100   |

|  |                  |
|--|------------------|
| 49. 2021 voter-approval tax rate. Add Lines 41 and 48.   | \$0.650252/\$100 |
| <b>D49. Disaster Line 49 (D49): 2021 voter-approval tax rate for taxing unit affected by disaster declaration.</b> Complete this line if the taxing unit calculated the voter-approval tax rate in the manner provided for a special taxing unit on Line D41. Add Line D41 and 48. | \$0.000000/\$100 |
| <b>50. COUNTIES ONLY.</b> Add together the voter-approval tax rates for each type of tax the county levies. The total is the 2021 county voter-approval tax rate.  |                  |

<sup>23</sup>Tex. Tax Code Section 26.044

<sup>24</sup>Tex. Tax Code Section 26.0441

<sup>25</sup>Tex. Tax Code Section 26.0442

<sup>26</sup>Tex. Tax Code Section 26.0443

<sup>27</sup>Tex. Tax Code Section 26.042(a)

<sup>28</sup>Tex. Tax Code Section 26.012(7)

<sup>29</sup>Tex. Tax Code Section 26.012(10) and 26.04(b)

<sup>30</sup>Tex. Tax Code Section 26.04(b)

<sup>31</sup>Tex. Tax Code Section 26.04(h),(h-1) and (h-2)

### SECTION 3: NNR Tax Rate and Voter-Approval Tax Rate Adjustments for Additional Sales Tax to Reduce Property Taxes

Cities, counties and hospital districts may levy a sales tax specifically to reduce property taxes. Local voters by election must approve imposing or abolishing the additional sales tax. If approved, the taxing unit must reduce its NNR and voter-approval tax rates to offset the expected sales tax revenue.

This section should only be completed by a county, city or hospital district that is required to adjust its NNR tax rate and/or voter-approval tax rate because it adopted the additional sales tax.

| Additional Sales and Use Tax Worksheet   | Amount/Rate      |
|--|------------------|
| <p><b>51. Taxable Sales.</b> For taxing units that adopted the sales tax in November 2020 or May 2021, enter the Comptroller's estimate of taxable sales for the previous four quarters.<sup>20</sup> Estimates of taxable sales may be obtained through the Comptroller's Allocation Historical Summary webpage. Taxing units that adopted the sales tax before November 2020, enter 0.</p>   | \$0              |
| <p><b>52. Estimated sales tax revenue.</b> Counties exclude any amount that is or will be spent for economic development grants from the amount of estimated sales tax revenue.<sup>33</sup></p> <p><b>Taxing units that adopted the sales tax in November 2020 or in May 2021.</b> Multiply the amount on Line 51 by the sales tax rate (.01, .005 or .0025, as applicable) and multiply the result by .95.<sup>34</sup></p> <p><b>- or -</b></p> <p><b>Taxing units that adopted the sales tax before November 2020.</b> Enter the sales tax revenue for the previous four quarters. Do not multiply by .95.</p> | \$0              |
| <p><b>53. 2021 total taxable value.</b> Enter the amount from Line 21 of the <i>No-New-Revenue Tax Rate Worksheet</i>.</p>   | \$1,196,273,348  |
| <p><b>54. Sales tax adjustment rate.</b> Divide Line 52 by Line 53 and multiply by \$100.</p>  | \$0.000000/\$100 |
| <p><b>55. 2021 NNR tax rate, unadjusted for sales tax.</b><sup>35</sup> Enter the rate from Line 26 or 27, as applicable, on the <i>No-New-Revenue Tax Rate Worksheet</i>.</p>   | \$0.633041/\$100 |
| <p><b>56. 2021 NNR tax rate, adjusted for sales tax.</b><br/><b>Taxing units that adopted the sales tax in November 2020 or in May 2021.</b> Subtract Line 54 from Line 55. Skip to Line 57 if you adopted the additional sales tax before November 2020.</p>  | \$0.633041/\$100 |
| <p><b>57. 2021 voter-approval tax rate, unadjusted for sales tax.</b><sup>36</sup> Enter the rate from Line 49, Line D49 (disaster), or Line 50 (counties), as applicable, of the <i>Voter-Approval Tax Rate Worksheet</i>.</p>  | \$0.650252/\$100 |
| <p><b>58. 2021 voter-approval tax rate, adjusted for sales tax.</b> Subtract Line 54 from Line 57.</p>   | \$0.650252/\$100 |

<sup>31</sup>Reserved for expansion

<sup>34</sup>Tex. Tax Code Section 26.041(d)

<sup>32</sup>Tex. Tax Code Section 26.041(d)

<sup>35</sup>Tex. Tax Code Section 26.04(c)

<sup>33</sup>Tex. Tax Code Section 26.041(i)

<sup>36</sup>Tex. Tax Code Section 26.04(c)

**SECTION 4: Voter-Approval Tax Rate Adjustment for Pollution Control**

A taxing unit may raise its rate for M&O funds used to pay for a facility, device or method for the control of air, water or land pollution. This includes any land, structure, building, installation, excavation, machinery, equipment or device that is used, constructed, acquired or installed wholly or partly to meet or exceed pollution control requirements. The taxing unit's expenses are those necessary to meet the requirements of a permit issued by the Texas Commission on Environmental Quality (TCEQ). The taxing unit must provide the tax assessor with a copy of the TCEQ letter of determination that states the portion of the cost of the installation for pollution control.

This section should only be completed by a taxing unit that uses M&O funds to pay for a facility, device or method for the control of air, water or land pollution.

| Voter-Approval Protection for Pollution Control Worksheet   | Amount/Rate      |
|---|------------------|
| <b>59. Certified expenses from the Texas Commission on Environmental Quality (TCEQ).</b><br>Enter the amount certified in the determination letter from TCEQ. <sup>37</sup> The taxing unit shall provide its tax assessor-collector with a copy of the letter. <sup>38</sup> | \$0              |
| <b>60. 2021 total taxable value.</b> Enter the amount from Line 21 of the <i>No-New-Revenue Tax Rate Worksheet</i> .  | \$1,196,273,348  |
| <b>61. Additional rate for pollution control.</b> Divide Line 59 by Line 60 and multiply by \$100.  | \$0.000000/\$100 |
| <b>62. 2021 voter-approval tax rate, adjusted for pollution control.</b> Add Line 61 to one of the following lines (as applicable): Line 49, Line D49 (disaster), Line 50 (counties) or Line 58 (taxing units with the additional sales tax).                                 | \$0.650252/\$100 |

<sup>37</sup>Tex. Tax Code Section 26.045(d)

<sup>38</sup>Tex. Tax Code Section 26.045(i)

## SECTION 5: Voter-Approval Tax Rate Adjustment for Unused Increment Rate

The unused increment rate is the rate equal to the difference between the adopted tax rate and voter-approval tax rate before the unused increment rate for the prior three years.<sup>39</sup> In a year where a taxing unit adopts a rate by applying any portion of the unused increment rate, the unused increment rate for that year would be zero.

The difference between the adopted tax rate and voter-approval tax rate is considered zero in the following scenarios:

- a tax year before 2020; and<sup>40</sup>
- a tax year in which the municipality is a defunding municipality, as defined by Tax Code Section 26.0501(a);<sup>41</sup> or
- after Jan. 1, 2022, a tax year in which the comptroller determines that the county implemented a budget reduction or reallocation described by Local Government Code Section 120.002(a) without the required voter approval.<sup>42</sup>

This section should only be completed by a taxing unit that does not meet the definition of a special taxing unit.<sup>43</sup>

| Unused Increment Rate Worksheet   | Amount/Rate      |
|---|------------------|
| <b>63. 2020 unused increment rate.</b> Subtract the 2020 actual tax rate and the 2020 unused increment rate from the 2020 voter-approval tax rate. If the number is less than zero, enter zero. If the year is prior to 2020, enter zero.   | \$0.010822       |
| <b>64. 2019 unused increment rate.</b> Subtract the 2019 actual tax rate and the 2019 unused increment rate from the 2019 voter-approval tax rate. If the number is less than zero, enter zero. If the year is prior to 2020, enter zero  | \$0              |
| <b>65. 2018 unused increment rate.</b> Subtract the 2018 actual tax rate and the 2018 unused increment rate from the 2018 voter-approval tax rate. If the number is less than zero, enter zero. If the year is prior to 2020, enter zero.   | \$0.000000       |
| <b>66. 2021 unused increment rate.</b> Add Lines 63, 64 and 65.   | \$0.010822/\$100 |
| <b>67. 2021 voter-approval tax rate, adjusted for unused increment rate.</b> <sup>23</sup> Add Line 66 to one of the following lines (as applicable): Line 49, Line D49(disaster), Line 50 (counties), Line 58 (taxing units with the additional sales tax) or Line 62 (taxing units with pollution control). | \$0.661074/\$100 |

<sup>39</sup>Tex. Tax Code Section 26.013(a)

<sup>40</sup>Tex. Tax Code Section 26.013(c)

<sup>41</sup>Tex. Tax Code Section 26.0501(a) and (c)

<sup>42</sup>Tex. Tax Code Section Local Gov't Code Section 120.007(d), effective Jan. 1, 2022

<sup>43</sup>Tex. Tax Code Section 26.063(a)(1)

**SECTION 6: De Minimis Rate**

The de minimis rate is the rate equal to the sum of the no-new-revenue maintenance and operations rate, the rate that will raise \$500,000, and the current debt rate for a taxing unit.<sup>44</sup>

This section should only be completed by a taxing unit that is a municipality of less than 30,000 or a taxing unit that does not meet the definition of a special taxing unit.<sup>45</sup>

| <b>De Minimis Rate Worksheet</b>   | <b>Amount/Rate</b> |
|--|--------------------|
| <b>68. Adjusted 2021 NNR M&amp;O tax rate.</b> Enter the rate from Line 39 of the <i>Voter-Approval Tax Rate Worksheet</i> | \$0.556905/\$100   |
| <b>69. 2021 total taxable value.</b> Enter the amount on Line 21 of the <i>No-New-Revenue Tax Rate Worksheet</i> .         | \$1,196,273,348    |
| <b>70. Rate necessary to impose \$500,000 in taxes.</b> Divide \$500,000 by Line 69 and multiply by \$100.                 | \$0.041796         |
| <b>71. 2021 debt rate.</b> Enter the rate from Line 48 of the <i>Voter-Approval Tax Rate Worksheet</i> .                   | \$0.073856/\$100   |
| <b>72. De minimis rate.</b> <sup>23</sup> Add Lines 68, 70 and 71.   | \$0.672557/\$100   |

<sup>44</sup>Tex. Tax Code Section 26.012(8-a)

<sup>45</sup>Tex. Tax Code Section 26.063(a)(1)

**SECTION 7: Voter-Approval Tax Rate Adjustment for Emergency Revenue Rate**

In the tax year after the end of the disaster calculation time period detailed in Tax Code Section 26.042(a), a taxing unit that calculated its voter-approval tax rate in the manner provided for a special taxing unit due to a disaster must calculate its emergency revenue rate and reduce its voter-approval tax rate for that year.<sup>46</sup>

Similarly, if a taxing unit adopted a tax rate that exceeded its voter-approval tax rate, calculated normally, without holding an election to respond to a disaster, as allowed by Tax Code Section 26.042(d), in the prior year, it must also reduce its voter-approval tax rate for the current tax year<sup>47</sup>.

**NOTE: This section will not apply to any taxing units in 2021.** It is added to implement Senate Bill 1438 (87th Regular Session) and does not apply to a taxing unit that calculated its voter-approval tax rate in the manner provided for a special taxing unit due to a declared disaster in 2020, as provided for in the recently repealed Tax Code Sections 26.04(c-1) and 26.041(c-1).

In future tax years, this section will apply to a taxing unit other than a special taxing unit that:

- directed the designated officer or employee to calculate the voter-approval tax rate of the taxing unit in the manner provided for a special taxing unit in the prior year; and
- the current year is the first tax year in which the total taxable value of property taxable by the taxing unit as shown on the appraisal roll for the taxing unit submitted by the assessor for the taxing unit to the governing body exceeds the total taxable value of property taxable by the taxing unit on January 1 of the tax year in which the disaster occurred or the disaster occurred four years ago.

In future tax years, this section will also apply to a taxing unit in a disaster area that adopted a tax rate greater than its voter-approval tax rate without holding an election in the prior year.

Note: This section does not apply if a taxing unit is continuing to calculate its voter-approval tax rate in the manner provided for a special taxing unit because it is still within the disaster calculation time period detailed in Tax Code Section 26.042(a) because it has not met the conditions in Tax Code Section 26.042(a)(1) or (2).

| Emergency Revenue Rate Worksheet   | Amount/Rate |
|--|-------------|
| <b>73. 2020 adopted tax rate.</b> Enter the rate in Line 4 of the <i>No-New-Revenue Tax Rate Worksheet</i> .   | N/A         |
| <p><b>74. Adjusted 2020 voter-approval tax rate.</b> Use the taxing unit's Tax Rate Calculation Worksheets from the prior year(s) to complete this line.</p> <p>If a disaster occurred in 2020 and the taxing unit calculated its 2020 voter-approval tax rate using a multiplier of 1.08 on Disaster Line 41 (D41) of the 2020 worksheet due to a disaster, enter the 2020 voter-approval tax rate as calculated using a multiplier of 1.035 from Line 49.</p> <p><b>- or -</b></p> <p>If a disaster occurred prior to 2020 for which the taxing unit continued to calculate its voter-approval tax rate using a multiplier of 1.08 on Disaster Line 41 (D41) in 2020, complete the separate <i>Adjusted Voter-Approval Tax Rate for Taxing Units in Disaster Area Calculation Worksheet</i> to recalculate the voter-approval tax rate the taxing unit would have calculated in 2020 if it had generated revenue based on an adopted tax rate using a multiplier of 1.035 in the year(s) following the disaster.<sup>48</sup> Enter the final adjusted 2020 voter-approval tax rate from the worksheet.</p> <p><b>- or -</b></p> <p>If the taxing unit adopted a tax rate above the 2020 voter-approval tax rate without calculating a disaster tax rate or holding an election due to a disaster, no recalculation is necessary. Enter the voter-approval tax rate from the prior year's worksheet.</p> | N/A         |
| <b>75. Increase in 2020 tax rate due to disaster.</b> Subtract Line 74 from Line 73.   | N/A         |
| <b>76. Adjusted 2020 taxable value.</b> Enter the amount in Line 14 of the <i>No-New-Revenue Tax Rate Worksheet</i> .  | N/A         |
| <b>77. Emergency revenue.</b> Multiply Line 75 by Line 76 and divide by \$100.   | N/A         |

|   |     |
|---|-----|
| <b>78. Adjusted 2021 taxable value.</b> Enter the amount in Line 25 of the <i>No-New-Revenue Tax Rate Worksheet</i> .   | N/A |
| <b>79. Emergency revenue rate.</b> Divide Line 77 by Line 78 and multiply by \$100. <sup>49</sup>   | N/A |
| <b>80. 2021 voter-approval tax rate, adjusted for emergency revenue.</b> Subtract Line 79 from one of the following lines (as applicable): Line 49, Line D49(disaster), Line 50 (counties), Line 58 (taxing units with the additional sales tax), Line 62 (taxing units with pollution control) or Line 67 (taxing units with the unused increment rate). | N/A |

<sup>46</sup>Tex. Tax Code Section 26.042(b)

<sup>47</sup>Tex. Tax Code Section 26.042(f)

<sup>48</sup>Tex. Tax Code Section 26.042(c)

<sup>49</sup>Tex. Tax Code Section 26.042(b)

<sup>50</sup>Tex. Tax Code Section 26.04(c-2) and (d-2)

### SECTION 8: Total Tax Rate

Indicate the applicable total tax rates as calculated above.

#### No-New-Revenue tax rate

As applicable, enter the 2021 NNR tax rate from: Line 26, Line 27 (counties), or Line 56 (adjusted for sales tax). \$0.633041/\$100

Indicate the line number used: 26

#### Voter-Approval tax rate

As applicable, enter the 2021 voter-approval tax rate from: Line 49, Line 50 (counties), Line 58 (adjusted for sales tax), Line 62 (adjusted for pollution control), Line 67 (adjusted for unused increment), or Line 80 (adjusted for emergency revenue). \$0.661074/\$100

Indicate the line number used: 67

#### De minimis rate

If applicable, enter the de minimis rate from Line 72. \$0.672557/\$100

### SECTION 9: Taxing Unit Representative Name and Signature

Enter the name of the person preparing the tax rate as authorized by the governing body of the taxing unit. By signing below, you certify that you are the designated officer or employee of the taxing unit and have accurately calculated the tax rates using values that are the same as the values shown in the taxing unit's certified appraisal roll or certified estimate of taxable value, in accordance with requirements in Tax Code. <sup>50</sup>

**print here** KRISTIN BULANEK

Printed Name of Taxing Unit Representative

**Kristin Bulanek**

**sign here** \_\_\_\_\_

Taxing Unit Representative

Digitally signed by Kristin Bulanek

Date: 2021.08.03 11:42:00 -05'00'

\_\_\_\_\_ Date



June 4, 2021

City # 00038

City of Angleton  
 121 South Velasco  
 Angleton, TX 77515-1480

**Attention: Finance Director**

**Subject: 2022 City Contribution Rate**

Based on your TMRS plan provisions in effect as of April 1, 2021, your city's 2022 monthly contribution rates are shown below. These rates were determined by the December 31, 2020 actuarial valuation.

|                             |              |
|-----------------------------|--------------|
| Normal Cost                 | 8.35%        |
| Prior Service               | <u>3.31%</u> |
| Total Retirement Rate       | 11.66%       |
| Supplemental Death Benefit  | <u>0.22%</u> |
| Total Combined Contribution | 11.88%       |

Detailed information on your city's TMRS plan is contained in the attached report. The Total Retirement Rate shown above represents the Actuarially Determined Employer Contribution (ADEC) for 2022.

If you have questions about your city's Contribution Rate or would like to evaluate potential changes in your TMRS plan, please contact me at 512-225-3760 or [lhardy@tmrs.com](mailto:lhardy@tmrs.com).

Sincerely,

A handwritten signature in blue ink that reads "Leslee S. Hardy".

Leslee S. Hardy, ASA, EA, FCA, MAAA  
 Director of Actuarial Services

CITY OF ANGLETON  
 FISCAL BUDGET YEAR  
 OCTOBER 1, 2021 TO SEPTEMBER 30, 2022  
 FYE 2022  
 COMMON INPUT

|                 |    |
|-----------------|----|
| FUNDS:          |    |
| GENERAL         | 01 |
| STREET          | 02 |
| UTILITY (WATER) | 03 |
| HOTEL           | 04 |

|                                |            |           |           |
|--------------------------------|------------|-----------|-----------|
| PERSONNEL:                     | LINKED     |           |           |
| EMPLOYER TAX FICA RATE         | 7.65%      |           |           |
| HEALTH INSURANCE RATES:        |            |           |           |
| PROJECTED INCREASE             | 15.00%     |           |           |
| EMPLOYEE                       | \$1,077.81 |           |           |
| EMPLOYEE'S SPOUSE ADDITIONAL   | \$232.12   |           |           |
| EMPLOYEE'S CHILDREN ADDITIONAL | \$176.97   |           |           |
| EMPLOYEE'S FAMILY ADDITIONAL   | \$348.04   |           |           |
| DENTAL                         | \$30.15    |           |           |
| LIFE INSURANCE                 | \$2.25     |           |           |
| VISION                         | \$1.82     |           |           |
|                                |            | JAN. 2022 | JAN. 2021 |
| TMRS RETIREMENT RATE (BLENDED) | 11.98%     | 11.88%    | 12.28%    |
| PHONE ALLOWANCE PER MONTH      | \$60.00    |           |           |
| COLA % (COST OF LIVING ADJ)    | 1.00%      |           |           |
| BASE OVERTIME %                | 1.00%      |           |           |

|                                  |       |
|----------------------------------|-------|
| OTHER:                           |       |
| # OF MONTHS COMPLETED YTD        | 6     |
| INTEREST RATE FOR INTERNAL LOANS | 5.00% |

## Christopher Hill

---

**From:** Colleen Martin  
**Sent:** Thursday, July 8, 2021 1:18 PM  
**To:** Chris Whittaker; Christopher Hill  
**Subject:** Fwd: [EXTERNAL] Salary Structure Increase Market Trend

Market trends are up 2% for wages in both private and public sector.  
 Colleen

Hi Colleen,

As requested please find below the salary structure increase market trends from the 2020-21 *WorldatWork Survey*. We have provided the median aggregate for All Industries and Public Sector Industry by geographic area. Overall, the structure increase trend is 2% at national, regional and state level across both industries.

Let us know if any further questions.

### Industry Data-cut: All Industries

|                 | Salary Structure Increase |                |
|-----------------|---------------------------|----------------|
| MEDIAN          | 2020                      | Projected 2021 |
| National        | 2.0%                      | 2.0%           |
| Southern Region | 2.0%                      | 2.0%           |
| State: Texas    | 2.0%                      | 2.0%           |

*Reference: 2020-21 United States WorldatWork Salary Budget Survey*

### Industry Data-cut: Public Administration

|                 | Salary Structure Increase |                |
|-----------------|---------------------------|----------------|
| MEDIAN          | 2020                      | Projected 2021 |
| National        | 2.4%                      | 2.0%           |
| Southern Region | 2.0%                      | 2.0%           |
| State: Texas    | 2.0%                      | 2.0%           |

*Reference: 2020-21 United States WorldatWork Salary Budget*

Thanks

Deeksha

Deeksha Garg Consultant

UTILITY COSTS IN GENERAL

| DEPARTMENT                 | ACCT | ACCT DESC.       | CURRENT BUDGET   | REQUESTED BUDGET | COMMENTS                     |
|----------------------------|------|------------------|------------------|------------------|------------------------------|
| ADMIN                      | 100  | PERSONNEL COSTS  | \$182,607        | \$91,304         | 50% WORKLOAD                 |
| ADMIN                      | 415  | ENGINEERING FEES | \$150,000        | \$37,500         | 25% OF FEES                  |
| ADMIN                      | 419  | ATTORNEY FEES    | \$175,000        | \$10,000         | TCEQ                         |
| <b>TOTAL DEPT EXPENSES</b> |      |                  | <b>\$936,667</b> | <b>\$138,804</b> | <b>15% TOTAL % ALLOCATED</b> |

| DEPARTMENT                 | ACCT | ACCT DESC.      | CURRENT BUDGET   | REQUESTED BUDGET | COMMENTS                     |
|----------------------------|------|-----------------|------------------|------------------|------------------------------|
| CITY COUNCIL & SECRETARY   | 100  | PERSONNEL COSTS | \$126,689        | \$63,345         | 50% WORKLOAD                 |
| CITY COUNCIL & SECRETARY   | 200  | SUPPLIES        | \$7,100          | \$1,775          | 25%                          |
| CITY COUNCIL & SECRETARY   | 400  | SERVICES        | \$65,020         | \$16,255         | 25%                          |
| CITY COUNCIL & SECRETARY   | 500  | MISCELLANEOUS   | \$24,500         | \$2,450          | 10%                          |
| <b>TOTAL DEPT EXPENSES</b> |      |                 | <b>\$223,309</b> | <b>\$83,825</b>  | <b>38% TOTAL % ALLOCATED</b> |

| DEPARTMENT                 | ACCT | ACCT DESC.      | CURRENT BUDGET   | REQUESTED BUDGET | COMMENTS                     |
|----------------------------|------|-----------------|------------------|------------------|------------------------------|
| HUMAN RESOURCES            | 100  | PERSONNEL COSTS | \$206,236        | \$46,132         | 22.4% OF EMPLOYEES           |
| HUMAN RESOURCES            | 200  | SUPPLIES        | \$3,450          | \$772            | 22.4% OF EMPLOYEES           |
| HUMAN RESOURCES            | 400  | SERVICES        | \$84,020         | \$18,794         | 22.4% OF EMPLOYEES           |
| HUMAN RESOURCES            | 600  | EQUIPMENT       | \$1,050          | \$235            | 22.4% OF EMPLOYEES           |
| <b>TOTAL DEPT EXPENSES</b> |      |                 | <b>\$294,756</b> | <b>\$65,932</b>  | <b>22% TOTAL % ALLOCATED</b> |

| DEPARTMENT                 | ACCT | ACCT DESC.      | CURRENT BUDGET  | REQUESTED BUDGET | COMMENTS                     |
|----------------------------|------|-----------------|-----------------|------------------|------------------------------|
| EMERGENCY MGMT             | 100  | PERSONNEL COSTS | \$78,586        | \$15,717         | 20% OF PROJECTS              |
| EMERGENCY MGMT             | 200  | SUPPLIES        | \$1,600         | \$320            | 20% OF PROJECTS              |
| EMERGENCY MGMT             | 400  | SERVICES        | \$2,300         | \$460            | 20% OF PROJECTS              |
| EMERGENCY MGMT             | 500  | MISCELLANEOUS   | \$10,000        | \$2,000          | 20% OF PROJECTS              |
| <b>TOTAL DEPT EXPENSES</b> |      |                 | <b>\$92,486</b> | <b>\$18,497</b>  | <b>20% TOTAL % ALLOCATED</b> |

| DEPARTMENT                 | ACCT | ACCT DESC.         | CURRENT BUDGET   | REQUESTED BUDGET | COMMENTS                     |
|----------------------------|------|--------------------|------------------|------------------|------------------------------|
| FINANCE                    | 100  | PERSONNEL COSTS    | \$367,945        | \$183,973        | 50% WORKLOAD                 |
| FINANCE                    | 200  | SUPPLIES           | \$5,300          | \$1,325          | 25%                          |
| FINANCE                    | 300  | REPAIRS AND MAINT. | \$11,000         | \$2,750          | 25%                          |
| FINANCE                    | 400  | SERVICES           | \$56,626         | \$14,157         | 25%                          |
| FINANCE                    | 500  | MISCELLANEOUS      | \$500            | \$50             | 10%                          |
| FINANCE                    | 600  | EQUIPMENT          | \$1,000          | \$250            | 25%                          |
| <b>TOTAL DEPT EXPENSES</b> |      |                    | <b>\$442,371</b> | <b>\$202,504</b> | <b>46% TOTAL % ALLOCATED</b> |

| DEPARTMENT                 | ACCT | ACCT DESC.      | CURRENT BUDGET   | REQUESTED BUDGET | COMMENTS                     |
|----------------------------|------|-----------------|------------------|------------------|------------------------------|
| IT                         | 100  | PERSONNEL COSTS | \$240,434        | \$120,217        | 50% WORKLOAD                 |
| IT                         | 200  | SUPPLIES        | \$2,200          | \$550            | 25%                          |
| IT                         | 400  | SERVICES        | \$99,139         | \$24,785         | 25%                          |
| IT                         | 500  | MISCELLANEOUS   | \$20,000         | \$2,000          | 10%                          |
| IT                         | 600  | EQUIPMENT       | \$124,049        | \$31,012         | 25%                          |
| <b>TOTAL DEPT EXPENSES</b> |      |                 | <b>\$485,822</b> | <b>\$178,564</b> | <b>37% TOTAL % ALLOCATED</b> |

|                                  |                    |                    |   |
|----------------------------------|--------------------|--------------------|---|
| <b>TOTAL TRANSFER BEFORE FEE</b> | <b>\$2,475,411</b> | <b>\$688,125</b>   | <b>28% TOTAL % ALLOCATED</b>                            |
| <b>UTILITIES FRANCHISE FEE</b>   | <b>\$7,279,060</b> | <b>\$363,953</b>   | <b>5% FRANCHISE FEE</b>                                 |
| <b>TOTAL TRANSFER</b>            |                    | <b>\$1,052,078</b> | <b>OFFSET BY ACTUAL WATER CHARGES TO GENERAL DEPTS.</b> |

## City of Angleton - 2021/2022 Budget

### General Fund Table of Contents

|  | Page(s) |
|--|---------|
| <u>Summary</u>                         | 1-3     |
| <u>Revenues</u>                        | 4-7     |
| <u>Expenditures Chart</u>              | 8       |
| <u>Administration</u>                  | 9-10    |
| <u>City Council</u>                    | 11      |
| <u>HR Department</u>                   | 12-13   |
| <u>City Secretary</u>                  | 14-15   |
| <u>Tax</u>                             | 16      |
| <u>Emergency Management</u>            | 17      |
| <u>Finance Department</u>              | 18-19   |
| <u>Municipal Court</u>                 | 20-21   |
| <u>Police Department</u>               | 22-24   |
| <u>Animal Services</u>                 | 25-26   |
| <u>Fire Department</u>                 | 27-28   |
| <u>Development Services</u>            | 29-30   |
| <u>Parks Department</u>                | 31-32   |
| <u>IT Department</u>                   | 33-34   |
| <u>Debt Service Department</u>         | 35      |
| <u>Economic Development Department</u> | 36      |
| <u>Public Works Department</u>         | 37-39   |
| <u>Non-Departmental</u>                | 40-41   |
| <u>St-Rt of Way Maint</u>              | 42      |

01

| GENERAL FUND           | LAST YEAR<br>FY2020 | CURRENT<br>BUDGET<br>FY2021 | %<br>CHG. | CURRENT<br>YEAR<br>PROJECTED<br>FY2021 | REQUESTED<br>BUDGET NO-<br>NEW-REV<br>RATE FY2022 | %<br>CHG.<br>BUD<br>PROJ | %<br>CHG.<br>PROJ | COMMENTS                              | \$ CHANGE<br>BUDGET | \$ CHANGE<br>PROJ |
|------------------------|---------------------|-----------------------------|-----------|--|---|--------------------------|-------------------|---------------------------------------|---------------------|-------------------|
| <b>REVENUE</b>         |                     |                             |           |  |   |                          |                   |                                       |                     |                   |
| AD VALOREM TAXES       | \$6,163,892         | \$6,580,255                 | 7%        | \$6,580,842                            | \$6,918,479                                       | 5%                       | 5%                | PROPERTY TAXES                        | \$338,224           | \$337,637         |
| OTHER TAXES            | \$699,836           | \$777,063                   | 11%       | \$746,784                              | \$779,171   | 0%                       | 4%                | INDUSTRIAL / FRANCHISE                | \$2,108             | \$32,387          |
| SALES TAX              | \$3,360,918         | \$3,484,843                 | 4%        | \$3,528,964                            | \$3,881,860                                       | 11%                      | 10%               | SALES TAX LAW CHG 10/1                | \$397,017           | \$352,896         |
| FINES & PENALTIES      | \$540,813           | \$715,261                   | 32%       | \$629,738                              | \$757,679   | 6%                       | 20%               | COURT FINES                           | \$42,418            | \$127,941         |
| LICENSES & PERMITS     | \$435,069           | \$753,810                   | 73%       | \$769,758                              | \$1,000,830                                       | 33%                      | 30%               | DEV. SERVICES PERMITS                 | \$247,020           | \$231,072         |
| GARBAGE                | \$2,111,464         | \$2,196,796                 | 4%        | \$2,111,306                            | \$2,164,089                                       | -1%                      | 3%                | WASTE CONNECTIONS                     | (\$32,707)          | \$52,783          |
| PARKS/REC/TRANSFER     | \$1,480             | \$242,834                   |           | \$3,005                                | \$337,284   |                          |                   | TRANSFER FROM FUND 19                 | \$94,450            | \$334,279         |
| MISCELLANEOUS          | \$127,232           | \$264,950                   | 108%      | \$80,792                               | \$162,810   | -39%                     | 102%              | SALE OF ASSETS / INTEREST             | (\$102,140)         | \$82,018          |
| TRANSFERS              | \$509,613           | \$415,662                   | -18%      | \$410,000                              | \$1,225,879                                       |                          |                   | ABL C FUNDING / WATER<br>COSTS IN GEN | \$810,217           | \$815,879         |
| <b>TOTAL REVENUE</b>   | \$13,950,318        | \$15,431,474                | 11%       | \$14,861,188                           | \$17,228,079                                      | 12%                      | 16%               |                                       | \$1,796,605         | \$2,366,891       |
| % CHANGE TO BUDGET -4% |                     |                             |           |  |   |                          |                   |                                       |                     |                   |

| DEPARTMENT EXPENSES   | LAST YEAR<br>FY2020 | CURRENT<br>BUDGET<br>FY2021 | %<br>CHG. | CURRENT<br>YEAR<br>PROJECTED<br>FY2021 | REQUESTED<br>BUDGET<br>FY2022 | %<br>CHG.<br>BUD<br>PROJ | %<br>CHG.<br>PROJ | COMMENTS  | \$ CHANGE<br>BUDGET | \$ CHANGE<br>PROJ |
|-----------------------|---------------------|-----------------------------|-----------|--|-------------------------------|--------------------------|-------------------|---|---------------------|-------------------|
| ADMINISTRATION 500    | \$1,058,832         | \$983,667                   | -7%       | \$989,523                              | \$594,212                     | -40%                     | -40%              | MOVED FEES TO DEV. SERV.<br>AND NON-DEPT.                           | (\$389,455)         | (\$395,312)       |
| CITY COUNCIL 501      | \$31,472            | \$33,400                    | 6%        | \$37,675                               | \$27,400                      | -18%                     | -27%              |   | (\$6,000)           | (\$10,275)        |
| HUMAN RESOURCES 502   | \$310,560           | \$294,831                   | -5%       | \$294,099                              | \$338,051                     | 15%                      | 15%               | PROF. SERVICES / APPREC.  | \$43,220            | \$43,953          |
| MAINTENANCE 506       | \$163,216           | \$160,294                   | -2%       | \$180,948                              | \$0                           |                          |                   | MOVE TO DEV. SERVICES   | (\$160,294)         | (\$180,948)       |
| CITY SECRETARY 510    | \$216,353           | \$189,909                   | -12%      | \$172,239                              | \$274,283                     | 44%                      | 59%               | ASST. SEC. / CAR ALLOW /<br>SWAGIT / ELECTION                       | \$84,374            | \$102,044         |
| TAX 512               | \$47,251            | \$48,000                    | 2%        | \$48,452                               | \$51,000                      | 6%                       | 5%                | COUNTY FEES   | \$3,000             | \$2,548           |
| EMERG. MGMT 513       | \$31,832            | \$92,486                    | 191%      | \$92,121                               | \$147,136                     | 59%                      | 60%               | BROCHURE / CODE RED /<br>EMERG. RADIOS                              | \$54,650            | \$55,015          |
| FINANCE 515           | \$417,698           | \$554,371                   | 33%       | \$436,958                              | \$415,105                     | -25%                     | -5%               |   | (\$139,266)         | (\$21,853)        |
| MUNICIPAL COURT 520   | \$473,887           | \$556,285                   | 17%       | \$397,939                              | \$605,288                     | 9%                       | 52%               | OFFSET IN REVENUE   | \$49,003            | \$207,349         |
| POLICE DEPARTMENT 525 | \$5,069,052         | \$5,131,630                 | 1%        | \$4,814,830                            | \$5,825,269                   | 14%                      | 21%               | PAYROLL / MAINT. AGMT /<br>PROJECTS                                 | \$693,639           | \$1,010,438       |
| ANIMAL SERVICES 526   | \$227,972           | \$305,087                   | 34%       | \$240,078                              | \$371,907                     | 22%                      | 55%               | NEW EMPLOYEE / HVAC /<br>KENNEL & SHELTER IMP                       | \$66,820            | \$131,829         |
| FIRE DEPARTMENT 530   | \$674,353           | \$738,103                   | 9%        | \$730,520                              | \$894,215                     | 21%                      | 22%               | NEW FIREMAN / ST. 1<br>REMODEL / ST. 2 FLOORS /<br>ST2 & 3 LIGHTING | \$156,112           | \$163,695         |

CITY OF ANGLETON  
 FISCAL BUDGET YEAR  
 OCT. 1, 2021 TO SEPT. 30, 2022  
 GENERAL

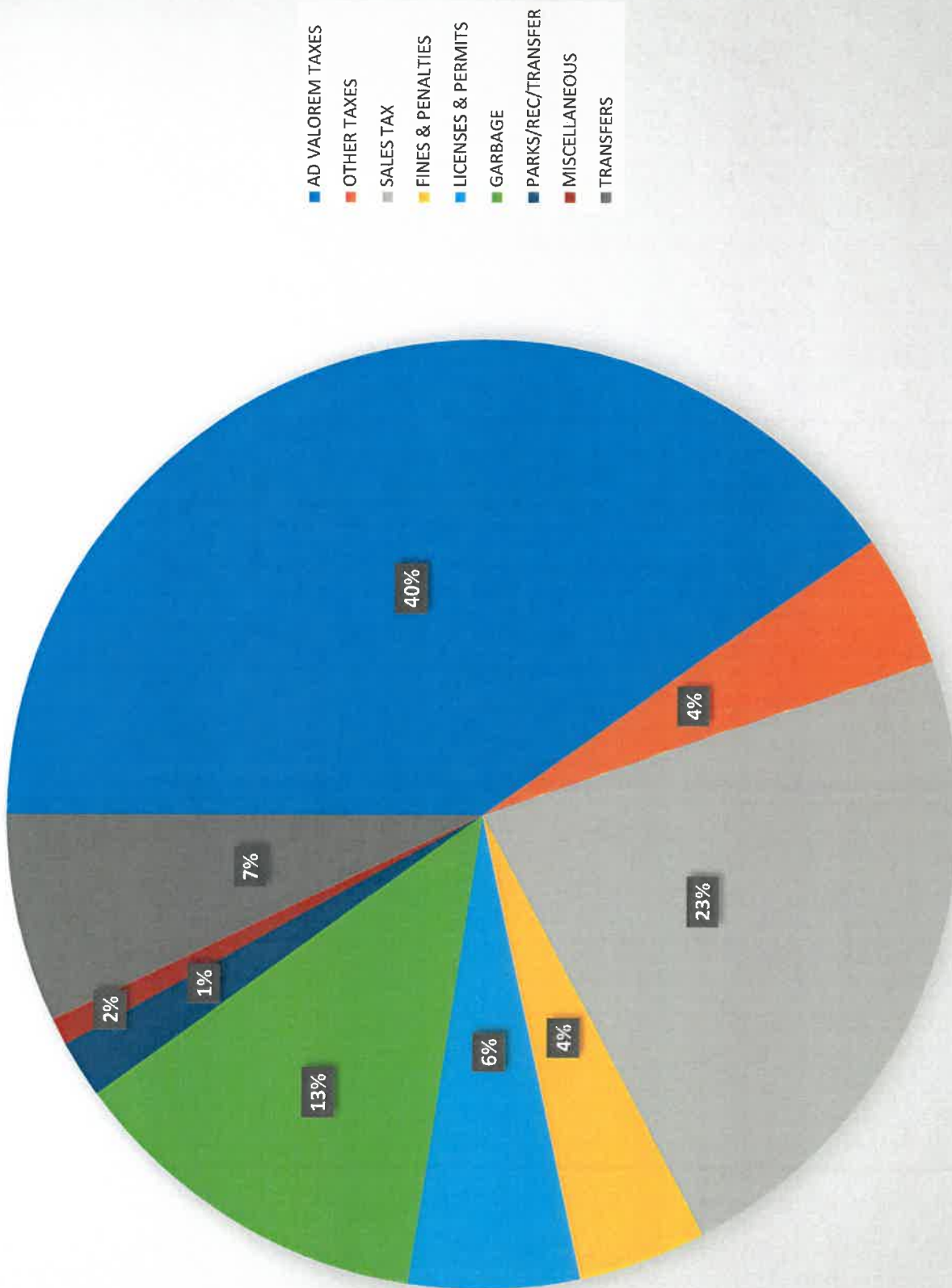
01

| GENERAL FUND                           | LAST YEAR<br>FY2020 | CURRENT<br>BUDGET<br>FY2021 | %<br>CHG. | CURRENT<br>YEAR<br>PROJECTED<br>FY2021 | REQUESTED<br>BUDGET NO-<br>NEW-REV<br>RATE FY2022 | %<br>CHG.<br>BUD | %<br>CHG.<br>PROJ | COMMENTS                                      | \$ CHANGE<br>BUDGET | \$ CHANGE<br>PROJ |
|--|---------------------|-----------------------------|-----------|--|---|------------------|-------------------|---|---------------------|-------------------|
| DEVELOPMENT SERVICES 335               | \$501,121           | \$755,556                   | 51%       | \$593,579                              | \$1,124,308                                       | 49%              | 89%               | DEMO / MOVED MAINT,<br>ATTORNEY AND ENG. FEES | \$368,752           | \$530,729         |
| PARKS DEPARTMENT 550                   | \$1,006,114         | \$1,148,424                 | 14%       | \$1,135,324                            | \$1,238,501                                       | 8%               | 9%                | ASST. DIR. / INFRASTRUCTURE                   | \$90,077            | \$103,177         |
| IT DEPARTMENT 555                      | \$345,250           | \$488,452                   | 41%       | \$442,752                              | \$448,173   | -8%              | 1%                | NEW TECH & PT EMPLOYEE                        | (\$40,279)          | \$5,421           |
| DEBT SERVICE 556                       | \$45,650            | \$245,282                   | 437%      | \$127,896                              | \$350,280   | 43%              | 174%              | ENTERPRISE VEH. LEASE                         | \$104,998           | \$222,384         |
| ECONOMIC DEVELOPMENT 557               | \$33,483            | \$99,218                    | 196%      | \$102,537                              | \$105,304   | 6%               | 3%                | INDUSTRIAL / WEBSITE                          | \$6,086             | \$2,767           |
| PUBLIC WORKS 558                       | \$1,149,196         | \$1,251,511                 | 9%        | \$1,206,892                            | \$1,522,822                                       | 22%              | 26%               | STREET OVERLAYS                               | \$271,311           | \$315,930         |
| NON-DEPARTMENT 559                     | \$2,096,508         | \$2,028,239                 | -3%       | \$2,109,609                            | \$2,355,147                                       | 16%              | 12%               | WASTE CONNECTIONS /<br>MOVE FROM OTHER DEPTS  | \$326,908           | \$245,538         |
| STREET ROW MAINT 560                   | \$275,615           | \$326,729                   | 19%       | \$339,985                              | \$377,149   | 15%              | 11%               | MANAGED BY PARKS                              | \$50,420            | \$37,164          |
| PHASE 3 COMP PAY PLAN 999              |                     |                             |           |  | \$162,531   |                  |                   | EFFECTIVE 4/1/22                              | \$162,531           | \$162,531         |
| <b>TOTAL EXPENDITURES</b>              | \$14,175,415        | \$15,431,474                | 9%        | \$14,493,956                           | \$17,228,079                                      | 12%              | 19%               |   | \$1,796,605         | \$2,734,123       |
| % CHANGE BUDGET                        |                     |                             |           | -6%                                    |   | 12%              |                   |   |                     |                   |
| REVENUE OVER / (UNDER)<br>EXPENDITURES | (\$225,097)         | \$0                         |           | \$367,232                              | \$0   |                  |                   |   |                     |                   |

GENERAL PROJECTS REMOVED TO BALANCE BUDGET

| <u>DEPARTMENT</u> | <u>PROJECT NAME</u>                    | <u>FY 21-22 NO-<br/>NEW-REV<br/>WITH WATER<br/>TRANSFER</u> | <u>DEPT.<br/>TOTALS</u> |
|-------------------|--|---|-------------------------|
| PUB WRKS          | SOLAR LIGHTS                           | \$ 100,000  |                         |
| PUB WRKS          | NEW SIDEWALK PROJECTS                  | \$ 100,000  | \$ 200,000              |
| POLICE            | COMMUNICATIONS RADIO PROJECT           | \$ 120,000  | \$ 120,000              |
| DVLPMT SRVCS      | ADA PLAN                               | \$ 50,000   |                         |
| DVLPMT SRVCS      | COMPREHENSIVE MASTER PLAN              | \$ 165,000  | \$ 215,000              |
| PARKS             | MUNICIPAL PARK DESIGN & CONSTRUCTION   | \$ 30,000   | \$ 30,000               |
| I.T.              | NETWORK INFRASTRUCTURE (HARDWARE ONLY) | \$ 65,253   |                         |
| I.T.              | SERVER AND STORAGE REPLACEMENT         | \$ 80,000   | \$ 145,253              |
|                   | TOTAL                                  | \$ 710,253  | \$ 710,253              |

# GENERAL FUND PROPOSED BUDGET REVENUE







Link  
 01  
 300

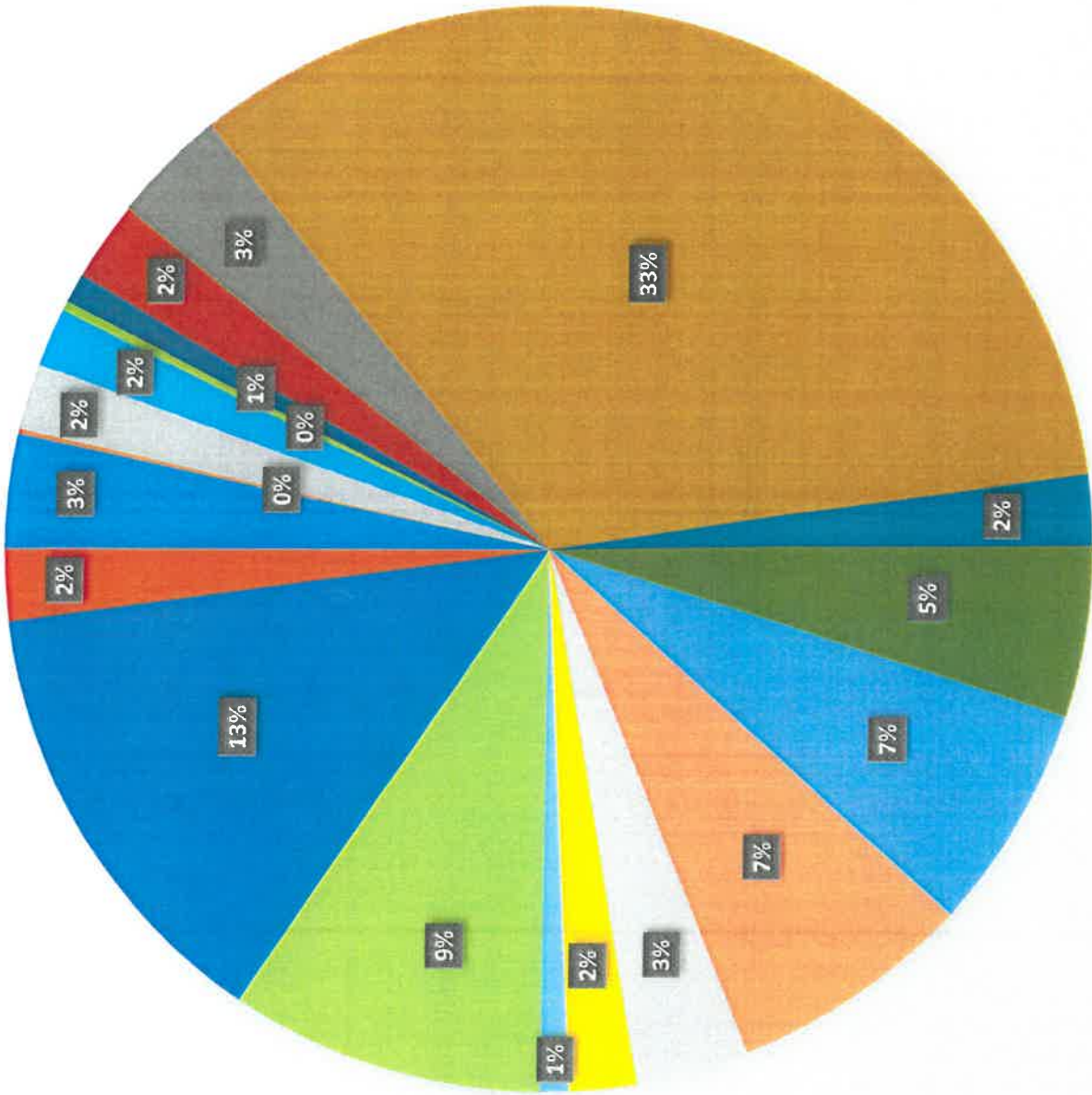
GENERAL  
 REVENUE

LICENSES AND PERMITS

| DEPARTMENT                        | ACCT | ACCT DESC.                   | LAST YEAR   | CURRENT BUDGET | PROJECTED   | REQUESTED BUDGET |
|-----------------------------------|------|------------------------------|-------------|----------------|-------------|------------------|
| 300                               | 500  | BUILDING PERMITS             | \$252,783   | \$452,250      | \$452,250   | \$600,000        |
| 300                               | 501  | FOOD INSPECTION PERMITS      | \$30,365    | \$36,000       | \$31,134    | \$36,000         |
| 300                               | 502  | HEALTH-FOOD RE-INSPECTIONS   | \$25        | \$0            | \$0         | \$0              |
| 300                               | 505  | CONSULTANT REVENUE           | \$35,560    | \$155,000      | \$200,000   | \$240,000        |
| 300                               | 509  | FALSE ALARMS COLLECTION FEE  | \$250       | \$0            | \$100       | \$0              |
| 300                               | 510  | TRAILER PARK PERMIT FEES     | \$6,510     | \$6,510        | \$12,420    | \$11,000         |
| 300                               | 511  | BURGLAR ALARM PERMITS        | \$12,625    | \$13,000       | \$2,400     | \$10,000         |
| 300                               | 512  | ZONING/VARIANCE/PLATING FEES | \$11,464    | \$4,000        | \$1,900     | \$10,000         |
| 300                               | 513  | PEDDLER PERMITS              | \$100       | \$200          | \$0         | \$0              |
| 300                               | 514  | WRECKER FEES                 | \$0         | \$1,350        | \$0         | \$0              |
| 300                               | 515  | ANIMAL CONTROL               | \$19,620    | \$17,000       | \$10,874    | \$20,000         |
| 300                               | 516  | RESEARCH DOCUMENT FEES       | \$0         | \$100          | \$0         | \$0              |
| 300                               | 517  | ANIMAL SERVICES              | \$3,620     | \$0            | \$440       | \$3,000          |
| 300                               | 519  | MIXED BEVERAGE TAX           | \$45,965    | \$50,000       | \$50,790    | \$53,330         |
| 300                               | 520  | ALCOHOL LICENSES             | \$8,897     | \$9,700        | \$7,040     | \$10,000         |
| 300                               | 523  | PEDDLER BADGES               | \$45        | \$100          | \$0         | \$0              |
| 300                               | 526  | BCCA                         | \$1,120     | \$1,200        | \$0         | \$1,000          |
| 300                               | 530  | FM/PERMITS                   | \$120       | \$500          | \$410       | \$500            |
| 300                               | 535  | B-LINER REVENUE              | \$6,000     | \$6,900        | \$0         | \$6,000          |
| <b>TOTAL LICENSES AND PERMITS</b> |      |                              | \$435,069   | \$753,810      | \$769,758   | \$1,000,830      |
|                                   |      |                              | % CHANGE    | 73%            | 2%          | 30%              |
| <b>GARBAGE</b>                    |      |                              |             |                |             |                  |
| DEPARTMENT                        | ACCT | ACCT DESC.                   | LAST YEAR   | CURRENT BUDGET | PROJECTED   | REQUESTED BUDGET |
| 300                               | 600  | SOLID WASTE INCOME           | \$2,111,464 | \$2,196,796    | \$2,111,306 | \$2,164,089      |
| <b>TOTAL GARBAGE</b>              |      |                              | \$2,111,464 | \$2,196,796    | \$2,111,306 | \$2,164,089      |
|                                   |      |                              | % CHANGE    | 4%             | -4%         | 2.5%             |
| <b>PARKS AND RECREATION</b>       |      |                              |             |                |             |                  |
| DEPARTMENT                        | ACCT | ACCT DESC.                   | LAST YEAR   | CURRENT BUDGET | PROJECTED   | REQUESTED BUDGET |
| 300                               | 700  | REGISTRATION FEES            | \$0         | \$500          | \$0         | \$500            |
| 300                               | 710  | RENTAL FEES                  | \$1,480     | \$6,000        | \$3,005     | \$6,000          |
| 300                               | 719  | TRANSFER FROM FUND 19        | \$0         | \$236,334      | \$0         | \$330,784        |
| 300                               | 725  | LEASE PURCHASE LOAN REVENUE  | \$0         | \$0            | \$0         | \$0              |
| <b>TOTAL PARKS AND RECREATION</b> |      |                              | \$1,480     | \$242,834      | \$3,005     | \$337,284        |
|                                   |      |                              | % CHANGE    |                | -99%        |                  |

| CITY OF ANGLETON               |      |                                   |              |                |              |                  |  |  |  |  |  |  |  |
|--------------------------------|------|-----------------------------------|--------------|----------------|--------------|------------------|--|--|--|--|--|--|--|
| FISCAL BUDGET YEAR             |      |                                   |              |                |              |                  |  |  |  |  |  |  |  |
| OCT. 1, 2021 TO SEPT. 30, 2022 |      | Link                              |              |                |              |                  |  |  |  |  |  |  |  |
| GENERAL                        |      | 01                                |              |                |              |                  |  |  |  |  |  |  |  |
| REVENUE                        |      | 300                               |              |                |              |                  |  |  |  |  |  |  |  |
| MISCELLANEOUS                  |      |                                   |              |                |              |                  |  |  |  |  |  |  |  |
| DEPARTMENT                     | ACCT | ACCT DESC.                        | LAST YEAR    | CURRENT BUDGET | PROJECTED    | REQUESTED BUDGET |  |  |  |  |  |  |  |
| 300                            | 800  | INTEREST INCOME                   | \$30,617     | \$48,000       | \$7,212      | \$5,000          |  |  |  |  |  |  |  |
| 300                            | 815  | SPECIAL ASSESSMENTS               | \$11,844     | \$3,000        | \$9,307      | \$10,000         |  |  |  |  |  |  |  |
| 300                            | 825  | POLICE REIMB. - BULLET PROOF VEST | \$0          | \$750          | \$0          | \$0              |  |  |  |  |  |  |  |
| 300                            | 830  | CIVIL DEFENSE                     | \$28,575     | \$32,500       | \$0          | \$0              |  |  |  |  |  |  |  |
| 300                            | 850  | STATE FUNDS FOR POLICE TRAINING   | \$3,186      | \$3,200        | \$2,810      | \$2,810          |  |  |  |  |  |  |  |
| 300                            | 861  | POLICE GUN DEDUCTION              | \$10,330     | \$45,000       | \$8,413      | \$45,000         |  |  |  |  |  |  |  |
| 300                            | 890  | SALE OF FIXED ASSETS              | \$14,451     | \$107,500      | \$35,763     | \$80,000         |  |  |  |  |  |  |  |
| 300                            | 896  | ANIMAL CENTRAL LOCAL AGREEMENT    | \$15,000     | \$15,000       | \$0          | \$0              |  |  |  |  |  |  |  |
| 300                            | 899  | MISCELLANEOUS                     | \$13,230     | \$10,000       | \$17,287     | \$20,000         |  |  |  |  |  |  |  |
| <b>TOTAL MISCELLANEOUS</b>     |      |                                   | \$127,232    | \$264,950      | \$80,792     | \$162,810        |  |  |  |  |  |  |  |
|                                |      |                                   | % CHANGE     | 108%           | -70%         | 102%             |  |  |  |  |  |  |  |
| <b>TRANSFERS</b>               |      |                                   |              |                |              |                  |  |  |  |  |  |  |  |
| DEPARTMENT                     | ACCT | ACCT DESC.                        | LAST YEAR    | CURRENT BUDGET | PROJECTED    | REQUESTED BUDGET |  |  |  |  |  |  |  |
| 300                            | 901  | TRANSFER FROM FUND BALANCE        |              |                |              |                  |  |  |  |  |  |  |  |
| 300                            | 903  | TRANSFER FROM WATER FUND          | \$119,751    | \$5,000        | \$5,000      | \$852,078        |  |  |  |  |  |  |  |
| 300                            | 908  | TRANSFER FROM FUND 08             | \$5,000      | \$2,000        | \$2,000      | \$7,500          |  |  |  |  |  |  |  |
| 300                            | 912  | TRANSFER FROM FUND 12             | \$19,400     | \$30,662       | \$25,000     | \$3,000          |  |  |  |  |  |  |  |
| 300                            | 924  | TRANSFER FROM HOTEL FUND          | \$360,462    | \$378,000      | \$378,000    | \$25,000         |  |  |  |  |  |  |  |
| 300                            | 940  | TRANSFER FROM ABLC                | \$509,613    | \$415,662      | \$410,000    | \$338,301        |  |  |  |  |  |  |  |
| <b>TOTAL TRANSFERS</b>         |      |                                   | % CHANGE     | -18%           | -1%          | 199%             |  |  |  |  |  |  |  |
| <b>TOTAL REVENUE</b>           |      |                                   | \$13,950,318 | \$15,431,474   | \$14,861,188 | \$17,228,079     |  |  |  |  |  |  |  |
|                                |      |                                   | % CHANGE     | 11%            | -4%          | 16%              |  |  |  |  |  |  |  |

# GENERAL FUND REQUESTED BUDGET EXPENDITURES



- ADMINISTRATION
- CITY COUNCIL
- HUMAN RESOURCES
- MAINTENANCE
- CITY SECRETARY
- TAX
- EMERG. MGMT
- FINANCE
- MUNICIPAL COURT
- POLICE DEPARTMENT
- ANIMAL SERVICES
- FIRE DEPARTMENT
- DEVELOPMENT SERVICES
- PARKS DEPARTMENT
- IT DEPARTMENT
- DEBT SERVICE
- ECONOMIC DEVELOPMENT PUBLIC WORKS
- NON-DEPARTMENT
- STREET ROW MAINT

| CITY OF ANGLETON                |      | FISCAL BUDGET YEAR |           | OCT. 1, 2021 TO SEPT. 30, 2022 |           | GENERAL          |  | ADMIN DEPARTMENT |  | 01 |  | 500 |  |
|---------------------------------|------|--------------------|-----------|--------------------------------|-----------|------------------|--|------------------|--|----|--|-----|--|
| DEPARTMENT                      | ACCT | ACCT DESC.         | LAST YEAR | CURRENT BUDGET                 | PROJECTED | REQUESTED BUDGET |  |                  |  |    |  |     |  |
| <b>PERSONNEL SERVICES</b>       |      |                    |           |                                |           |                  |  |                  |  |    |  |     |  |
| 500                             | 105  | SALARIES           | \$202,010 | \$182,607                      | \$197,798 | \$134,653        |  |                  |  |    |  |     |  |
| 500                             | 115  | LONGEVITY          | \$120     | \$240                          | \$60      | \$60             |  |                  |  |    |  |     |  |
| 500                             | 125  | AUTO ALLOWANCE     | \$8,886   | \$10,200                       | \$10,200  | \$10,200         |  |                  |  |    |  |     |  |
| 500                             | 135  | FICA               | \$15,203  | \$14,768                       | \$15,132  | \$11,086         |  |                  |  |    |  |     |  |
| 500                             | 140  | HEALTH INSURANCE   | \$19,492  | \$6,360                        | \$0       | \$27             |  |                  |  |    |  |     |  |
| 500                             | 145  | WORKERS COMP       | \$401     | \$424                          | \$424     | \$425            |  |                  |  |    |  |     |  |
| 500                             | 155  | RETIREMENT         | \$16,947  | \$17,238                       | \$16,372  | \$17,361         |  |                  |  |    |  |     |  |
| 500                             | 165  | MEDICAL EXPENSE    | \$893     | \$0                            | \$0       | \$0              |  |                  |  |    |  |     |  |
| <b>TOTAL PERSONNEL SERVICES</b> |      |                    | \$264,692 | \$231,837                      | \$239,985 | \$173,812        |  |                  |  |    |  |     |  |
|                                 |      |                    | % CHANGE  | -12%                           | 4%        | -28%             |  |                  |  |    |  |     |  |
| <b>SUPPLIES</b>                 |      |                    |           |                                |           |                  |  |                  |  |    |  |     |  |
| DEPARTMENT                      | ACCT | ACCT DESC.         | LAST YEAR | CURRENT BUDGET                 | PROJECTED | REQUESTED BUDGET |  |                  |  |    |  |     |  |
| 500                             | 203  | APPAREL            | \$177     | \$500                          | \$500     | \$1,000          |  |                  |  |    |  |     |  |
| 500                             | 205  | GENERAL SUPPLIES   | \$5,940   | \$7,500                        | \$2,224   | \$7,100          |  |                  |  |    |  |     |  |
| 500                             | 215  | VEHICLE SUPPLIES   | \$0       | \$100                          | \$0       | \$0              |  |                  |  |    |  |     |  |
| <b>TOTAL SUPPLIES</b>           |      |                    | \$6,117   | \$8,100                        | \$2,724   | \$8,100          |  |                  |  |    |  |     |  |
|                                 |      |                    | % CHANGE  | 32%                            | -66%      |                  |  |                  |  |    |  |     |  |
| <b>REPAIR &amp; MAINTENANCE</b> |      |                    |           |                                |           |                  |  |                  |  |    |  |     |  |
| DEPARTMENT                      | ACCT | ACCT DESC.         | LAST YEAR | CURRENT BUDGET                 | PROJECTED | REQUESTED BUDGET |  |                  |  |    |  |     |  |
| 500                             | 305  | R&M VEHICLES       | \$603     | \$500                          | \$500     | \$500            |  |                  |  |    |  |     |  |
| <b>TOTAL REPAIRS AND MAINT.</b> |      |                    | \$603     | \$500                          | \$500     | \$500            |  |                  |  |    |  |     |  |
|                                 |      |                    | % CHANGE  | -17%                           | 0%        | 0%               |  |                  |  |    |  |     |  |

| DEPARTMENT                  | ACCT | ACCT DESC.           | LAST YEAR   | CURRENT BUDGET | PROJECTED | REQUESTED BUDGET |
|-----------------------------|------|----------------------|-------------|----------------|-----------|------------------|
| 500                         | 405  | PHONES               | \$1,113     | \$900          | \$1,300   | \$1,300          |
| 500                         | 415  | LEGAL / PROFESSIONAL | \$99,587    | \$150,000      | \$167,155 | \$60,000         |
| 500                         | 417  | CONSULTING FEES      | \$226,088   | \$95,000       | \$77,185  | \$75,000         |
| 500                         | 419  | ATTORNEY FEES        | \$268,318   | \$275,000      | \$275,189 | \$215,000        |
| 500                         | 420  | DUES/SUBSCRIPTIONS   | \$8,332     | \$10,000       | \$7,329   | \$10,000         |
| 500                         | 421  | RENT                 | \$10,909    | \$3,000        | \$537     | \$1,000          |
| 500                         | 422  | CITY CONNECT         | \$11,300    | \$11,300       | \$13,058  | \$0              |
| 500                         | 425  | TRAVEL/TRAINING      | \$2,661     | \$2,500        | \$3,880   | \$7,500          |
| 500                         | 431  | MOVING EXPENSE       | \$5,000     | \$2,000        | \$0       | \$0              |
| 500                         | 445  | SPECIAL SERVICES     | \$9,428     | \$12,000       | \$23,290  | \$0              |
| 500                         | 446  | LIBRARY CONTRIBUTION | \$32,500    | \$32,500       | \$32,500  | \$0              |
| 500                         | 447  | EMS CONTRIBUTION     | \$65,000    | \$78,000       | \$78,000  | \$0              |
| 500                         | 455  | CONTRACT LABOR       | \$0         | \$27,000       | \$25,152  | \$39,000         |
| 500                         | 459  | REGIONAL TRANSPORT   | \$41,080    | \$41,080       | \$41,080  | \$0              |
| <b>TOTAL SERVICES</b>       |      |                      | \$781,439   | \$740,280      | \$745,655 | \$408,800        |
|                             |      |                      | % CHANGE    | -5%            | 1%        | -45%             |
| <b>MISCELLANEOUS</b>        |      |                      |             |                |           |                  |
| DEPARTMENT                  | ACCT | ACCT DESC.           | LAST YEAR   | CURRENT BUDGET | PROJECTED | REQUESTED BUDGET |
| 500                         | 503  | SURETY/NOTARY FEES   | \$0         | \$450          | \$450     | \$0              |
| 500                         | 509  | AISD AGREEMENT       | \$3,300     | \$0            | \$0       | \$0              |
| 500                         | 599  | MISCELLANEOUS        | \$2,680     | \$2,500        | \$209     | \$3,000          |
| <b>TOTAL MISCELLANEOUS</b>  |      |                      | \$5,980     | \$2,950        | \$659     | \$3,000          |
|                             |      |                      | % CHANGE    | -51%           | -78%      | 355%             |
| <b>TOTAL DEPARTMENT 500</b> |      |                      |             |                |           |                  |
|                             |      |                      | \$1,058,832 | \$983,667      | \$989,523 | \$594,212        |
|                             |      |                      | % CHANGE    | -7%            | 1%        | -40%             |



| CITY OF ANGLETON                |      |                    |           |                |           |                  |  |  |  |
|---------------------------------|------|--------------------|-----------|----------------|-----------|------------------|--|--|--|
| FISCAL BUDGET YEAR              |      |                    |           |                |           |                  |  |  |  |
| OCT. 1, 2021 TO SEPT. 30, 2022  |      |                    |           |                |           |                  |  |  |  |
| GENERAL                         |      |                    |           |                |           |                  |  |  |  |
| HR DEPARTMENT                   |      |                    |           |                |           |                  |  |  |  |
|                                 |      | 01                 |           |                |           |                  |  |  |  |
|                                 |      | 502                |           |                |           |                  |  |  |  |
| PERSONNEL SERVICES              |      |                    |           |                |           |                  |  |  |  |
| DEPARTMENT                      | ACCT | ACCT DESC.         | LAST YEAR | CURRENT BUDGET | PROJECTED | REQUESTED BUDGET |  |  |  |
| 502                             | 105  | SALARIES           | \$157,456 | \$149,988      | \$150,082 | \$151,611        |  |  |  |
| 502                             | 110  | OVERTIME           | \$933     | \$250          | \$2,000   | \$1,200          |  |  |  |
| 502                             | 115  | LONGEVITY          | \$1,380   | \$180          | \$240     | \$240            |  |  |  |
| 502                             | 126  | CERTIFICATION      | \$0       | \$0            | \$900     | \$900            |  |  |  |
| 502                             | 135  | FICA               | \$10,351  | \$11,507       | \$11,481  | \$11,832         |  |  |  |
| 502                             | 140  | HEALTH INSURANCE   | \$13,753  | \$25,450       | \$23,075  | \$26,689         |  |  |  |
| 502                             | 143  | PHONE ALLOWANCE    | \$180     | \$0            | \$720     | \$0              |  |  |  |
| 502                             | 145  | WORKERS COMP       | \$211     | \$330          | \$330     | \$330            |  |  |  |
| 502                             | 155  | RETIREMENT         | \$17,713  | \$18,531       | \$18,531  | \$18,530         |  |  |  |
| 502                             | 165  | MEDICAL EXPENSE    | \$248     | \$0            | \$55      | \$55             |  |  |  |
| <b>TOTAL PERSONNEL SERVICES</b> |      |                    | \$202,226 | \$206,236      | \$207,414 | \$211,387        |  |  |  |
|                                 |      |                    | % CHANGE  | 2%             | 1%        | 2%               |  |  |  |
| SUPPLIES                        |      |                    |           |                |           |                  |  |  |  |
| DEPARTMENT                      | ACCT | ACCT DESC.         | LAST YEAR | CURRENT BUDGET | PROJECTED | REQUESTED BUDGET |  |  |  |
| 502                             | 203  | APPAREL            | \$78      | \$150          | \$0       | \$200            |  |  |  |
| 502                             | 205  | GENERAL SUPPLIES   | \$1,695   | \$2,500        | \$1,764   | \$2,500          |  |  |  |
| 502                             | 211  | POSTAGE            | \$19      | \$800          | \$800     | \$800            |  |  |  |
| <b>TOTAL SUPPLIES</b>           |      |                    | \$1,792   | \$3,450        | \$2,564   | \$3,500          |  |  |  |
|                                 |      |                    | % CHANGE  | 93%            | -26%      | 37%              |  |  |  |
| SERVICES                        |      |                    |           |                |           |                  |  |  |  |
| DEPARTMENT                      | ACCT | ACCT DESC.         | LAST YEAR | CURRENT BUDGET | PROJECTED | REQUESTED BUDGET |  |  |  |
| 502                             | 405  | PHONES             | \$480     | \$720          | \$720     | \$720            |  |  |  |
| 502                             | 417  | PROFESSIONAL FEES  | \$100,005 | \$80,000       | \$80,000  | \$88,550         |  |  |  |
| 502                             | 420  | DUES/SUBSCRIPTIONS | \$685     | \$500          | \$559     | \$800            |  |  |  |
| 502                             | 425  | TRAVEL/TRAINING    | \$2,419   | \$2,800        | \$1,700   | \$4,094          |  |  |  |
| <b>TOTAL SERVICES</b>           |      |                    | \$105,262 | \$84,020       | \$82,979  | \$94,164         |  |  |  |
|                                 |      |                    | % CHANGE  | -20%           | -1%       | 13%              |  |  |  |

| MISCELLANEOUS                     |      |                       |           |                |           |                  |
|-----------------------------------|------|-----------------------|-----------|----------------|-----------|------------------|
| DEPARTMENT                        | ACCT | ACCT DESC.            | LAST YEAR | CURRENT BUDGET | PROJECTED | REQUESTED BUDGET |
| 502                               | 510  | EMPLOYEE APPRECIATION | \$0       | \$0            | \$0       | \$25,500         |
| <b>TOTAL MISCELLANEOUS</b>        |      |                       | \$0       | \$75           | \$0       | \$25,500         |
| <b>CAPITAL EXPENDITURES</b>       |      |                       | % CHANGE  |                |           | 100%             |
| DEPARTMENT                        | ACCT | ACCT DESC.            | LAST YEAR | CURRENT BUDGET | PROJECTED | REQUESTED BUDGET |
| 502                               | 615  | SMALL EQUIPMENT       | \$1,131   | \$900          | \$900     | \$1,000          |
| 502                               | 630  | FURNITURE / FIXTURES  | \$150     | \$150          | \$242     | \$2,500          |
| <b>TOTAL CAPITAL EXPENDITURES</b> |      |                       | \$1,281   | \$1,050        | \$1,142   | \$3,500          |
|                                   |      |                       | % CHANGE  | -18%           | 9%        | 206%             |
| <b>TOTAL DEPARTMENT</b>           | 502  |                       | \$310,560 | \$294,831      | \$294,099 | \$338,051        |
|                                   |      |                       | % CHANGE  | -5%            | 0%        | 15%              |

| CITY OF ANGLETON                |      |                      |           |                |           |                  |
|---------------------------------|------|----------------------|-----------|----------------|-----------|------------------|
| FISCAL BUDGET YEAR              |      |                      |           |                |           |                  |
| OCT. 1, 2021 TO SEPT. 30, 2022  |      |                      |           |                |           |                  |
| GENERAL                         |      |                      |           |                |           |                  |
| 01                              |      |                      |           |                |           |                  |
| CITY SECRETARY DEPARTMENT       |      |                      |           |                |           |                  |
| 510                             |      |                      |           |                |           |                  |
| PERSONNEL SERVICES              |      |                      |           |                |           |                  |
| DEPARTMENT                      | ACCT | ACCT DESC.           | LAST YEAR | CURRENT BUDGET | PROJECTED | REQUESTED BUDGET |
| 510                             | 105  | SALARIES             | \$97,935  | \$92,259       | \$92,259  | \$119,488        |
| 510                             | 115  | LONGEVITY            | \$60      | \$180          | \$180     | \$120            |
| 510                             | 125  | AUTO ALLOWANCE       | \$0       | \$0            | \$0       | \$6,000          |
| 510                             | 126  | CERTIFICATION        | \$800     | \$2,400        | \$2,400   | \$3,600          |
| 510                             | 135  | FICA                 | \$7,015   | \$7,534        | \$7,534   | \$9,939          |
| 510                             | 140  | HEALTH INSURANCE     | \$11,724  | \$12,725       | \$12,725  | \$22,140         |
| 510                             | 143  | PHONE ALLOWANCE      | \$0       | \$0            | \$0       | \$720            |
| 510                             | 145  | WORKERS COMP         | \$75      | \$203          | \$203     | \$250            |
| 510                             | 155  | RETIREMENT           | \$11,283  | \$11,388       | \$11,388  | \$15,565         |
| <b>TOTAL PERSONNEL SERVICES</b> |      |                      | \$129,672 | \$126,689      | \$126,689 | \$177,823        |
|                                 |      |                      | % CHANGE  | -2%            | 0%        | 40%              |
| SUPPLIES                        |      |                      |           |                |           |                  |
| DEPARTMENT                      | ACCT | ACCT DESC.           | LAST YEAR | CURRENT BUDGET | PROJECTED | REQUESTED BUDGET |
| 510                             | 205  | GENERAL SUPPLIES     | \$2,220   | \$2,500        | \$1,500   | \$2,500          |
| <b>TOTAL SUPPLIES</b>           |      |                      | \$2,220   | \$2,500        | \$1,500   | \$2,500          |
|                                 |      |                      | % CHANGE  | 13%            | -40%      | 67%              |
| SERVICES                        |      |                      |           |                |           |                  |
| DEPARTMENT                      | ACCT | ACCT DESC.           | LAST YEAR | CURRENT BUDGET | PROJECTED | REQUESTED BUDGET |
| 510                             | 405  | PHONES               | \$600     | \$720          | \$720     | \$720            |
| 510                             | 415  | LEGAL / PROFESSIONAL | \$14,498  | \$10,000       | \$15,000  | \$57,640         |
| 510                             | 416  | MANUALS              | \$6,385   | \$20,000       | \$15,000  | \$16,000         |
| 510                             | 420  | DUES/SUBSCRIPTIONS   | \$920     | \$1,000        | \$1,000   | \$800            |
| 510                             | 425  | TRAVEL/TRAINING      | \$7,418   | \$7,000        | \$7,000   | \$7,000          |
| 510                             | 430  | ELECTION EXPENSE     | \$328     | \$7,500        | \$328     | \$7,500          |
| 510                             | 455  | CONTRACT LABOR       | \$0       | \$0            | \$0       | \$0              |
| <b>TOTAL SERVICES</b>           |      |                      | \$30,149  | \$46,220       | \$39,048  | \$89,660         |
|                                 |      |                      | % CHANGE  | 53%            | -16%      | 130%             |

|                                |      |                      |           |                |           |                  |
|--------------------------------|------|----------------------|-----------|----------------|-----------|------------------|
| CITY OF ANGLETON               |      |                      |           |                |           |                  |
| FISCAL BUDGET YEAR             |      |                      |           |                |           |                  |
| OCT. 1, 2021 TO SEPT. 30, 2022 |      |                      |           |                |           |                  |
| GENERAL                        |      |                      |           |                |           |                  |
| 01                             |      |                      |           |                |           |                  |
| CITY SECRETARY DEPARTMENT      |      |                      |           |                |           |                  |
| 510                            |      |                      |           |                |           |                  |
| MISCELLANEOUS                  |      |                      |           |                |           |                  |
| DEPARTMENT                     | ACCT | ACCT DESC.           | LAST YEAR | CURRENT BUDGET | PROJECTED | REQUESTED BUDGET |
| 510                            | 503  | SURETY/NOTARY FEES   | \$544     | \$500          | \$544     | \$300            |
| 510                            | 506  | BOARDS / COMMISSIONS | \$999     | \$1,500        | \$1,500   | \$1,500          |
| 510                            | 525  | BCCA DINNER          | \$2,021   | \$2,500        | \$2,500   | \$2,500          |
| 510                            | 535  | LEASE PAYMENTS       | \$5,748   | \$10,000       | \$458     | \$0              |
| TOTAL MISCELLANEOUS            |      |                      | \$9,312   | \$14,500       | \$5,002   | \$4,300          |
|                                |      |                      | % CHANGE  | 56%            | -66%      | -14%             |
| CAPITAL EXPENDITURES           |      |                      |           |                |           |                  |
| DEPARTMENT                     | ACCT | ACCT DESC.           | LAST YEAR | CURRENT BUDGET | PROJECTED | REQUESTED BUDGET |
| 510                            | 625  | EQUIPMENT CE         | \$45,000  | \$0            | \$0       | \$0              |
| TOTAL CAPITAL EXPENDITURES     |      |                      | \$45,000  | \$0            | \$0       | \$0              |
| TOTAL DEPARTMENT               | 510  |                      | \$216,353 | \$189,909      | \$172,239 | \$274,283        |
|                                |      |                      | % CHANGE  | -12%           | -9%       | 59%              |

| CITY OF ANGLETON               |      |                  |           |                |           |                  |  |  |  |
|--------------------------------|------|------------------|-----------|----------------|-----------|------------------|--|--|--|
| FISCAL BUDGET YEAR             |      |                  |           |                |           |                  |  |  |  |
| OCT. 1, 2021 TO SEPT. 30, 2022 |      |                  |           |                |           |                  |  |  |  |
| GENERAL                        |      | 01               |           |                |           |                  |  |  |  |
| TAX                            |      | 512              |           |                |           |                  |  |  |  |
| SERVICES                       |      |                  |           |                |           |                  |  |  |  |
| DEPARTMENT                     | ACCT | ACCT DESC.       | LAST YEAR | CURRENT BUDGET | PROJECTED | REQUESTED BUDGET |  |  |  |
| 501                            | 445  | SPECIAL SERVICES | \$44,433  | \$45,000       | \$45,768  | \$48,000         |  |  |  |
| 501                            | 450  | DATA PROCESSING  | \$2,818   | \$3,000        | \$2,684   | \$3,000          |  |  |  |
| <b>TOTAL SERVICES</b>          |      |                  | \$47,251  | \$48,000       | \$48,452  | \$51,000         |  |  |  |
|                                |      |                  | % CHANGE  | 2%             | 1%        | 5%               |  |  |  |
| <b>TOTAL DEPARTMENT 512</b>    |      |                  | \$47,251  | \$48,000       | \$48,452  | \$51,000         |  |  |  |
|                                |      |                  | % CHANGE  | 2%             | 1%        | 5%               |  |  |  |

| CITY OF ANGLETON                |      |                    |           |                |           |                  |  |  |  |
|---------------------------------|------|--------------------|-----------|----------------|-----------|------------------|--|--|--|
| FISCAL BUDGET YEAR              |      |                    |           |                |           |                  |  |  |  |
| OCT. 1, 2021 TO SEPT. 30, 2022  |      |                    |           |                |           |                  |  |  |  |
| GENERAL                         |      |                    |           |                |           |                  |  |  |  |
| EMS DEPARTMENT                  |      |                    |           |                |           |                  |  |  |  |
| 01                              |      |                    |           |                |           |                  |  |  |  |
| 513                             |      |                    |           |                |           |                  |  |  |  |
| PERSONNEL SERVICES              |      |                    |           |                |           |                  |  |  |  |
| DEPARTMENT                      | ACCT | ACCT DESC.         | LAST YEAR | CURRENT BUDGET | PROJECTED | REQUESTED BUDGET |  |  |  |
| 513                             | 105  | SALARIES           | \$18,379  | \$65,325       | \$69,773  | \$71,407         |  |  |  |
| 513                             | 115  | LONGEVITY          | \$0       | \$60           | \$60      | \$60             |  |  |  |
| 513                             | 135  | FICA               | \$1,275   | \$5,002        | \$5,338   | \$5,467          |  |  |  |
| 513                             | 140  | HEALTH INSURANCE   | \$7       | \$0            | \$16      | \$27             |  |  |  |
| 513                             | 145  | WORKERS COMP       | \$0       | \$144          | \$140     | \$145            |  |  |  |
| 513                             | 155  | RETIREMENT         | \$1,867   | \$8,055        | \$8,568   | \$8,562          |  |  |  |
| <b>TOTAL PERSONNEL SERVICES</b> |      |                    | \$21,529  | \$78,586       | \$83,894  | \$85,668         |  |  |  |
|                                 |      |                    | % CHANGE  | 265%           | 7%        | 2%               |  |  |  |
| SUPPLIES                        |      |                    |           |                |           |                  |  |  |  |
| DEPARTMENT                      | ACCT | ACCT DESC.         | LAST YEAR | CURRENT BUDGET | PROJECTED | REQUESTED BUDGET |  |  |  |
| 513                             | 205  | GENERAL SUPPLIES   | \$0       | \$1,500        | \$1,000   | \$1,000          |  |  |  |
| 513                             | 211  | POSTAGE            | \$0       | \$100          | \$0       | \$0              |  |  |  |
| <b>TOTAL SUPPLIES</b>           |      |                    | \$0       | \$1,600        | \$1,000   | \$1,000          |  |  |  |
|                                 |      |                    | % CHANGE  |                | -38%      | 0%               |  |  |  |
| SERVICES                        |      |                    |           |                |           |                  |  |  |  |
| DEPARTMENT                      | ACCT | ACCT DESC.         | LAST YEAR | CURRENT BUDGET | PROJECTED | REQUESTED BUDGET |  |  |  |
| 513                             | 405  | PHONES             |           | \$600          | \$600     | \$600            |  |  |  |
| 513                             | 420  | DUES/SUBSCRIPTIONS |           | \$200          | \$0       | \$0              |  |  |  |
| 513                             | 425  | TRAVEL/TRAINING    |           | \$1,500        | \$500     | \$3,000          |  |  |  |
| <b>TOTAL SERVICES</b>           |      |                    | \$0       | \$2,300        | \$1,100   | \$3,600          |  |  |  |
|                                 |      |                    | % CHANGE  |                | -52%      | 100%             |  |  |  |
| MISCELLANEOUS                   |      |                    |           |                |           |                  |  |  |  |
| DEPARTMENT                      | ACCT | ACCT DESC.         | LAST YEAR | CURRENT BUDGET | PROJECTED | REQUESTED BUDGET |  |  |  |
| 513                             | 550  | EMERG MANAGEMENT   | \$10,303  | \$10,000       | \$6,127   | \$56,868         |  |  |  |
| <b>TOTAL MISCELLANEOUS</b>      |      |                    | \$10,303  | \$10,000       | \$6,127   | \$56,868         |  |  |  |
|                                 |      |                    | % CHANGE  | -3%            | -39%      | 828%             |  |  |  |
| <b>TOTAL DEPARTMENT</b>         |      |                    | \$31,832  | \$92,486       | \$92,121  | \$147,136        |  |  |  |
|                                 |      |                    | % CHANGE  | 191%           | 0%        | 60%              |  |  |  |

| CITY OF ANGLETON                |      |                  |           |                |           |                  |  |  |  |
|---------------------------------|------|------------------|-----------|----------------|-----------|------------------|--|--|--|
| FISCAL BUDGET YEAR              |      |                  |           |                |           |                  |  |  |  |
| OCT. 1, 2021 TO SEPT. 30, 2022  |      |                  |           |                |           |                  |  |  |  |
| GENERAL                         |      | 01               |           |                |           |                  |  |  |  |
| FINANCE DEPARTMENT              |      | 515              |           |                |           |                  |  |  |  |
| PERSONNEL SERVICES              |      |                  |           |                |           |                  |  |  |  |
| DEPARTMENT                      | ACCT | ACCT DESC.       | LAST YEAR | CURRENT BUDGET | PROJECTED | REQUESTED BUDGET |  |  |  |
| 515                             | 105  | SALARIES         | \$259,946 | \$351,540      | \$256,902 | \$234,365        |  |  |  |
| 515                             | 110  | OVERTIME         | \$2,254   | \$1,000        | \$3,434   | \$2,334          |  |  |  |
| 515                             | 115  | LONGEVITY        | \$1,320   | \$1,440        | \$1,380   | \$300            |  |  |  |
| 515                             | 126  | CERTIFICATION    | \$525     | \$1,200        | \$558     | \$0              |  |  |  |
| 515                             | 135  | FICA             | \$20,380  | \$20,975       | \$19,653  | \$18,185         |  |  |  |
| 515                             | 140  | HEALTH INSURANCE | \$34,300  | \$37,339       | \$38,672  | \$40,033         |  |  |  |
| 515                             | 143  | PHONE ALLOWANCE  | \$0       | \$0            | \$0       | \$720            |  |  |  |
| 515                             | 145  | WORKERS COMP     | \$223     | \$549          | \$549     | \$549            |  |  |  |
| 515                             | 155  | RETIREMENT       | \$32,578  | \$58,902       | \$31,548  | \$28,479         |  |  |  |
| 515                             | 165  | MEDICAL EXPENSE  | \$70      | \$0            | \$140     | \$140            |  |  |  |
| <b>TOTAL PERSONNEL SERVICES</b> |      |                  | \$351,621 | \$472,945      | \$352,836 | \$325,105        |  |  |  |
|                                 |      |                  | % CHANGE  | 35%            | -25%      | -8%              |  |  |  |
| SUPPLIES                        |      |                  |           |                |           |                  |  |  |  |
| DEPARTMENT                      | ACCT | ACCT DESC.       | LAST YEAR | CURRENT BUDGET | PROJECTED | REQUESTED BUDGET |  |  |  |
| 515                             | 203  | APPAREL          | \$67      | \$300          | \$300     | \$500            |  |  |  |
| 515                             | 205  | GENERAL SUPPLIES | \$3,207   | \$3,300        | \$3,423   | \$3,500          |  |  |  |
| 515                             | 211  | POSTAGE          | \$1,845   | \$1,700        | \$1,900   | \$2,000          |  |  |  |
| <b>TOTAL SUPPLIES</b>           |      |                  | \$5,119   | \$5,300        | \$5,623   | \$6,000          |  |  |  |
|                                 |      |                  | % CHANGE  | 4%             | 6%        | 7%               |  |  |  |
| REPAIR & MAINTENANCE            |      |                  |           |                |           |                  |  |  |  |
| DEPARTMENT                      | ACCT | ACCT DESC.       | LAST YEAR | CURRENT BUDGET | PROJECTED | REQUESTED BUDGET |  |  |  |
| 515                             | 310  | R&M EQUIPMENT    | \$10,303  | \$11,000       | \$10,970  | \$11,500         |  |  |  |
| <b>TOTAL REPAIRS AND MAINT.</b> |      |                  | \$10,303  | \$11,000       | \$10,970  | \$11,500         |  |  |  |
|                                 |      |                  | % CHANGE  | 7%             | 0%        | 5%               |  |  |  |

| SERVICES                          |            |                       |           |                |           |                  |
|-----------------------------------|------------|-----------------------|-----------|----------------|-----------|------------------|
| DEPARTMENT                        | ACCT       | ACCT DESC.            | LAST YEAR | CURRENT BUDGET | PROJECTED | REQUESTED BUDGET |
| 515                               | 405        | PHONES                | \$300     | \$720          | \$967     | \$1,000          |
| 515                               | 415        | LEGAL / PROFESSIONAL  | \$47,911  | \$51,906       | \$52,654  | \$56,000         |
| 515                               | 420        | DUES/SUBSCRIPTIONS    | \$0       | \$2,000        | \$2,000   | \$2,500          |
| 515                               | 425        | TRAVEL/TRAINING       | \$1,457   | \$2,000        | \$2,924   | \$5,000          |
| 515                               | 455        | CONTRACT LABOR        |           | \$7,000        | \$7,000   | \$5,000          |
| <b>TOTAL SERVICES</b>             |            |                       | \$49,668  | \$63,626       | \$65,546  | \$69,500         |
|                                   |            |                       | % CHANGE  | 28%            | 3%        | 6%               |
| <b>MISCELLANEOUS</b>              |            |                       |           |                |           |                  |
| DEPARTMENT                        | ACCT       | ACCT DESC.            | LAST YEAR | CURRENT BUDGET | PROJECTED | REQUESTED BUDGET |
| 515                               | 503        | SURETY/NOTARY FEES    | \$421     | \$500          | \$500     | \$500            |
| 515                               | 510        | EMPLOYEE APPRECIATION | \$25      | \$0            | \$458     | \$500            |
| <b>TOTAL MISCELLANEOUS</b>        |            |                       | \$446     | \$500          | \$958     | \$1,000          |
|                                   |            |                       | % CHANGE  | 12%            | 92%       | 4%               |
| <b>CAPITAL EXPENDITURES</b>       |            |                       |           |                |           |                  |
| DEPARTMENT                        | ACCT       | ACCT DESC.            | LAST YEAR | CURRENT BUDGET | PROJECTED | REQUESTED BUDGET |
| 515                               | 615        | INFRASTRUCTURE CE     | \$0       | \$0            | \$0       | \$0              |
| 515                               | 625        | EQUIPMENT CE          | \$541     | \$1,000        | \$1,026   | \$2,000          |
| <b>TOTAL CAPITAL EXPENDITURES</b> |            |                       | \$541     | \$1,000        | \$1,026   | \$2,000          |
|                                   |            |                       | % CHANGE  | 85%            | 3%        | 95%              |
| <b>TOTAL DEPARTMENT</b>           | <b>515</b> |                       | \$417,698 | \$554,371      | \$436,958 | \$415,105        |
|                                   |            |                       | % CHANGE  | 33%            | -21%      | -5%              |

| CITY OF ANGLETON                |      |                  |           |                |           |                  |  |  |  |
|---------------------------------|------|------------------|-----------|----------------|-----------|------------------|--|--|--|
| FISCAL BUDGET YEAR              |      |                  |           |                |           |                  |  |  |  |
| OCT. 1, 2021 TO SEPT. 30, 2022  |      |                  |           |                |           |                  |  |  |  |
| GENERAL                         |      |                  |           |                |           |                  |  |  |  |
| MUNICIPAL COURT                 |      |                  |           |                |           |                  |  |  |  |
| 01                              |      |                  |           |                |           |                  |  |  |  |
| 520                             |      |                  |           |                |           |                  |  |  |  |
| PERSONNEL SERVICES              |      |                  |           |                |           |                  |  |  |  |
| DEPARTMENT                      | ACCT | ACCT DESC.       | LAST YEAR | CURRENT BUDGET | PROJECTED | REQUESTED BUDGET |  |  |  |
| 520                             | 105  | SALARIES         | \$234,097 | \$253,682      | \$187,944 | \$260,682        |  |  |  |
| 520                             | 110  | OVERTIME         | \$463     | \$500          | \$662     | \$0              |  |  |  |
| 520                             | 115  | LONGEVITY        | \$1,620   | \$1,800        | \$120     | \$1,680          |  |  |  |
| 520                             | 126  | CERTIFICATION    | \$2,100   | \$3,300        | \$1,972   | \$1,800          |  |  |  |
| 520                             | 128  | SPECIAL JOB PAY  | \$300     | \$0            | \$0       | \$0              |  |  |  |
| 520                             | 135  | FICA             | \$17,374  | \$19,835       | \$14,378  | \$20,263         |  |  |  |
| 520                             | 140  | HEALTH INSURANCE | \$47,127  | \$50,901       | \$41,583  | \$53,378         |  |  |  |
| 520                             | 143  | PHONE ALLOWANCE  | \$0       | \$720          | \$840     | \$720            |  |  |  |
| 520                             | 145  | WORKERS COMP     | \$500     | \$570          | \$422     | \$445            |  |  |  |
| 520                             | 155  | RETIREMENT       | \$20,541  | \$29,157       | \$27,080  | \$31,733         |  |  |  |
| 520                             | 165  | MEDICAL EXPENSE  | \$0       | \$0            | \$110     | \$110            |  |  |  |
| 520                             | 185  | PAYROLL ACCRUAL  | \$139     | \$0            | \$0       | \$140            |  |  |  |
| <b>TOTAL PERSONNEL SERVICES</b> |      |                  | \$324,261 | \$360,465      | \$275,111 | \$370,951        |  |  |  |
|                                 |      |                  | % CHANGE  | 11%            | -24%      | 35%              |  |  |  |
| SUPPLIES                        |      |                  |           |                |           |                  |  |  |  |
| DEPARTMENT                      | ACCT | ACCT DESC.       | LAST YEAR | CURRENT BUDGET | PROJECTED | REQUESTED BUDGET |  |  |  |
| 520                             | 205  | GENERAL SUPPLIES | \$2,765   | \$5,000        | \$2,378   | \$4,000          |  |  |  |
| 520                             | 211  | POSTAGE          | \$1,785   | \$4,000        | \$1,012   | \$3,000          |  |  |  |
| 520                             | 225  | OMNIBASE SERVICE | \$6,854   | \$6,500        | \$3,115   | \$6,500          |  |  |  |
| 520                             | 226  | SETCIC           | \$3,636   | \$4,850        | \$2,664   | \$4,850          |  |  |  |
| <b>TOTAL SUPPLIES</b>           |      |                  | \$15,040  | \$20,350       | \$9,169   | \$18,350         |  |  |  |
|                                 |      |                  | % CHANGE  | 35%            | -55%      | 100%             |  |  |  |
| REPAIR & MAINTENANCE            |      |                  |           |                |           |                  |  |  |  |
| DEPARTMENT                      | ACCT | ACCT DESC.       | LAST YEAR | CURRENT BUDGET | PROJECTED | REQUESTED BUDGET |  |  |  |
| 520                             | 310  | SOFTWARE SYSTEM  | \$0       | \$19,800       | \$16,133  | \$23,000         |  |  |  |
| <b>TOTAL REPAIRS AND MAINT.</b> |      |                  | \$0       | \$19,800       | \$16,133  | \$23,000         |  |  |  |
|                                 |      |                  | % CHANGE  |                | -19%      | 43%              |  |  |  |

| SERVICES                   |      |                          |           |                |           |                  |
|----------------------------|------|--------------------------|-----------|----------------|-----------|------------------|
| DEPARTMENT                 | ACCT | ACCT DESC.               | LAST YEAR | CURRENT BUDGET | PROJECTED | REQUESTED BUDGET |
| 520                        | 405  | PHONES                   | \$1,244   | \$1,300        | \$912     | \$1,300          |
| 520                        | 420  | DUES/SUBSCRIPTIONS       | \$75      | \$2,200        | \$0       | \$2,200          |
| 520                        | 425  | TRAVEL/TRAINING          | \$4,032   | \$7,500        | \$700     | \$7,500          |
| 520                        | 426  | COLLECTION AGENCY FEE    | \$51,004  | \$62,500       | \$20,082  | \$62,500         |
| 520                        | 455  | CONTRACT LABOR           |           | \$3,200        | \$0       | \$9,200          |
| 520                        | 456  | PROSECUTOR               | \$66,000  | \$67,320       | \$66,866  | \$67,320         |
| 520                        | 476  | CREDIT CARD FEES         | \$8,517   | \$7,000        | \$5,810   | \$8,000          |
| <b>TOTAL SERVICES</b>      |      |                          | \$130,872 | \$151,020      | \$94,370  | \$158,020        |
|                            |      |                          | % CHANGE  | 15%            | -38%      | 67%              |
| <b>MISCELLANEOUS</b>       |      |                          |           |                |           |                  |
| DEPARTMENT                 | ACCT | ACCT DESC.               | LAST YEAR | CURRENT BUDGET | PROJECTED | REQUESTED BUDGET |
| 520                        | 503  | SURETY/NOTARY FEES       | \$363     | \$500          | \$500     | \$500            |
| 520                        | 510  | EMPLOYEE APPRECIATION    | \$125     | \$350          | \$250     | \$350            |
| 520                        | 535  | LEASE PAYMENTS           | \$3,226   | \$3,800        | \$2,406   | \$3,800          |
| <b>TOTAL MISCELLANEOUS</b> |      |                          | \$3,714   | \$4,650        | \$3,156   | \$4,650          |
|                            |      |                          | % CHANGE  | 25%            | -32%      | 47%              |
| <b>OTHER</b>               |      |                          |           |                |           |                  |
| DEPARTMENT                 | ACCT | ACCT DESC.               | LAST YEAR | CURRENT BUDGET | PROJECTED | REQUESTED BUDGET |
| 520                        | 741  | TRANSFER TO UNEMPLOYMENT | \$0       | \$0            | \$0       | \$30,317         |
| <b>TOTAL OTHER</b>         |      |                          | \$0       | \$0            | \$0       | \$30,317         |
| <b>TOTAL DEPARTMENT</b>    |      |                          | \$473,887 | \$556,285      | \$397,939 | \$605,288        |
|                            |      |                          | % CHANGE  | 17%            | -28%      | 52%              |

| CITY OF ANGLETON                |      |                    |             |                |             |                  |  |  |  |
|---------------------------------|------|--------------------|-------------|----------------|-------------|------------------|--|--|--|
| FISCAL BUDGET YEAR              |      |                    |             |                |             |                  |  |  |  |
| OCT. 1, 2021 TO SEPT. 30, 2022  |      |                    |             |                |             |                  |  |  |  |
| GENERAL                         |      |                    |             |                |             |                  |  |  |  |
| POLICE DEPARTMENT               |      |                    |             |                |             |                  |  |  |  |
| 01                              |      |                    |             |                |             |                  |  |  |  |
| 525                             |      |                    |             |                |             |                  |  |  |  |
| PERSONNEL SERVICES              |      |                    |             |                |             |                  |  |  |  |
| DEPARTMENT                      | ACCT | ACCT DESC.         | LAST YEAR   | CURRENT BUDGET | PROJECTED   | REQUESTED BUDGET |  |  |  |
| 525                             | 105  | SALARIES           | \$2,726,035 | \$2,766,023    | \$2,765,484 | \$3,166,366      |  |  |  |
| 525                             | 109  | STIPEND            | \$13,900    | \$10,300       | \$0         |                  |  |  |  |
| 525                             | 110  | OVERTIME           | \$76,906    | \$70,000       | \$96,154    | \$99,497         |  |  |  |
| 525                             | 112  | OVERTIME DISP      | \$31,889    | \$30,000       | \$50,576    | \$50,925         |  |  |  |
| 525                             | 115  | LONGEVITY          | \$23,820    | \$18,560       | \$15,000    | \$14,940         |  |  |  |
| 525                             | 125  | AUTO ALLOWANCE     | \$13,400    | \$18,500       | \$6,500     | \$6,000          |  |  |  |
| 525                             | 126  | CERTIFICATION      | \$121,635   | \$120,900      | \$132,690   | \$77,102         |  |  |  |
| 525                             | 128  | SPECIAL JOB PAY    | \$300       | \$0            | \$0         | \$9,600          |  |  |  |
| 525                             | 135  | FICA               | \$222,540   | \$231,852      | \$210,112   | \$261,969        |  |  |  |
| 525                             | 140  | HEALTH INSURANCE   | \$542,439   | \$623,560      | \$583,060   | \$708,034        |  |  |  |
| 525                             | 145  | WORKERS COMP       | \$51,277    | \$55,215       | \$42,609    | \$50,000         |  |  |  |
| 525                             | 150  | UNEMPLOYMENT       | \$0         | \$0            | \$2,509     | \$3,000          |  |  |  |
| 525                             | 155  | RETIREMENT         | \$370,784   | \$373,389      | \$382,098   | \$410,247        |  |  |  |
| 525                             | 165  | MEDICAL EXPENSE    | \$0         | \$1,200        | \$330       | \$0              |  |  |  |
| <b>TOTAL PERSONNEL SERVICES</b> |      |                    | \$4,216,869 | \$4,321,149    | \$4,287,122 | \$4,857,679      |  |  |  |
|                                 |      |                    | % CHANGE    | 2%             | -1%         | 13%              |  |  |  |
| SUPPLIES                        |      |                    |             |                |             |                  |  |  |  |
| DEPARTMENT                      | ACCT | ACCT DESC.         | LAST YEAR   | CURRENT BUDGET | PROJECTED   | REQUESTED BUDGET |  |  |  |
| 525                             | 203  | APPAREL            | \$49,370    | \$61,840       | \$77,504    | \$76,140         |  |  |  |
| 525                             | 205  | GENERAL SUPPLIES   | \$19,259    | \$17,750       | \$8,010     | \$28,250         |  |  |  |
| 525                             | 210  | OFFICE SUPPLIES    | \$12,266    | \$13,125       | \$8,432     | \$15,000         |  |  |  |
| 525                             | 215  | VEHICLE SUPPLIES   | \$15,159    | \$15,750       | \$20,430    | \$25,000         |  |  |  |
| 525                             | 216  | FUEL EXPENSE       | \$71,197    | \$84,000       | \$65,558    | \$88,200         |  |  |  |
| 525                             | 220  | EQUIPMENT SUPPLIES | \$46,492    | \$34,956       | \$8,292     | \$17,156         |  |  |  |
| 525                             | 225  | DRUG DOG EXPENSE   | \$4,823     | \$7,350        | \$1,654     | \$0              |  |  |  |
| 525                             | 226  | FIRE ARMS          | \$0         | \$7,500        | \$7,708     | \$10,000         |  |  |  |
| <b>TOTAL SUPPLIES</b>           |      |                    | \$218,566   | \$242,271      | \$197,588   | \$259,746        |  |  |  |
|                                 |      |                    | % CHANGE    | 11%            | -18%        | 31%              |  |  |  |

| CITY OF ANGLETON                |      |                       |           |                |           |                  |  |  |  |
|---------------------------------|------|-----------------------|-----------|----------------|-----------|------------------|--|--|--|
| FISCAL BUDGET YEAR              |      |                       |           |                |           |                  |  |  |  |
| OCT. 1, 2021 TO SEPT. 30, 2022  |      |                       |           |                |           |                  |  |  |  |
| GENERAL                         |      |                       |           |                |           |                  |  |  |  |
| POLICE DEPARTMENT               |      |                       |           |                |           |                  |  |  |  |
| REPAIR & MAINTENANCE            |      |                       |           |                |           |                  |  |  |  |
| DEPARTMENT                      | ACCT | ACCT DESC.            | LAST YEAR | CURRENT BUDGET | PROJECTED | REQUESTED BUDGET |  |  |  |
| 525                             | 305  | R&M VEHICLES          | \$62,783  | \$65,100       | \$55,720  | \$65,100         |  |  |  |
| 525                             | 310  | R&M EQUIPMENT         | \$3,775   | \$8,817        | \$2,867   | \$8,817          |  |  |  |
| 525                             | 320  | R&M BUILDINGS         | \$66,378  | \$22,286       | \$13,601  | \$75,150         |  |  |  |
| <b>TOTAL REPAIRS AND MAINT.</b> |      |                       | \$132,935 | \$96,203       | \$72,189  | \$149,067        |  |  |  |
|                                 |      |                       | % CHANGE  | -28%           | -25%      | 106%             |  |  |  |
| <b>SERVICES</b>                 |      |                       |           |                |           |                  |  |  |  |
| DEPARTMENT                      | ACCT | ACCT DESC.            | LAST YEAR | CURRENT BUDGET | PROJECTED | REQUESTED BUDGET |  |  |  |
| 525                             | 405  | PHONES                | \$32,642  | \$46,200       | \$27,632  | \$46,200         |  |  |  |
| 525                             | 410  | UTILITIES             | \$30,963  | \$36,750       | \$20,344  | \$36,750         |  |  |  |
| 525                             | 420  | DUES/SUBSCRIPTIONS    | \$3,241   | \$3,687        | \$1,240   | \$2,370          |  |  |  |
| 525                             | 425  | TRAVEL/TRAINING       | \$36,282  | \$37,170       | \$21,016  | \$31,990         |  |  |  |
| 525                             | 456  | CHILDREN ALLIANCE     | \$7,000   | \$7,000        | \$7,000   | \$7,000          |  |  |  |
| 525                             | 460  | OTHER SERVICES        | \$5,474   | \$10,200       | \$6,162   | \$8,400          |  |  |  |
| 525                             | 476  | CREDIT CARD FEES      | \$2,417   | \$3,000        | \$2,330   | \$3,000          |  |  |  |
| <b>TOTAL SERVICES</b>           |      |                       | \$122,260 | \$144,007      | \$85,724  | \$135,710        |  |  |  |
|                                 |      |                       | % CHANGE  | 18%            | -40%      | 58%              |  |  |  |
| <b>MISCELLANEOUS</b>            |      |                       |           |                |           |                  |  |  |  |
| DEPARTMENT                      | ACCT | ACCT DESC.            | LAST YEAR | CURRENT BUDGET | PROJECTED | REQUESTED BUDGET |  |  |  |
| 525                             | 503  | SURETY/NOTARY FEES    | \$205     | \$497          | \$610     | \$497            |  |  |  |
| 525                             | 504  | DRUG DOG INSURANCE    | \$540     | \$0            | \$882     | \$0              |  |  |  |
| 525                             | 505  | INSURANCE             | \$17,474  | \$21,000       | \$22,446  | \$23,764         |  |  |  |
| 525                             | 506  | VEHICLE INSURANCE     | \$18,722  | \$21,000       | \$19,182  | \$23,402         |  |  |  |
| 525                             | 507  | BUILDING INSURANCE    | \$37,201  | \$32,000       | \$36,507  | \$35,189         |  |  |  |
| 525                             | 508  | INSURANCE COMMISSION  | \$0       | \$0            | \$0       | \$0              |  |  |  |
| 525                             | 510  | EMPLOYEE APPRECIATION | \$2,316   | \$200          | \$250     | \$1,550          |  |  |  |
| 525                             | 525  | PRISONER SUPPORT      | \$1,806   | \$3,675        | \$4,000   | \$7,000          |  |  |  |
| 525                             | 535  | MAINT. AGREEMENTS     | \$130,570 | \$182,361      | \$41,118  | \$190,633        |  |  |  |
| 525                             | 540  | GUN PURCHASE PROGRAM  | \$10,180  | \$45,000       | \$20,800  | \$45,000         |  |  |  |
| 525                             | 550  | EMERG MANAGEMENT      | \$5,135   | \$0            | \$4,146   | \$0              |  |  |  |
| <b>TOTAL MISCELLANEOUS</b>      |      |                       | \$224,149 | \$305,733      | \$149,941 | \$327,035        |  |  |  |
|                                 |      |                       | % CHANGE  | 36%            | -51%      | 118%             |  |  |  |

| CITY OF ANGLETON                  |      |                          |             |                |             |                  |  |  |  |
|-----------------------------------|------|--------------------------|-------------|----------------|-------------|------------------|--|--|--|
| FISCAL BUDGET YEAR                |      |                          |             |                |             |                  |  |  |  |
| OCT. 1, 2021 TO SEPT. 30, 2022    |      |                          |             |                |             |                  |  |  |  |
| GENERAL                           |      | 01                       |             |                |             |                  |  |  |  |
| POLICE DEPARTMENT                 |      | 525                      |             |                |             |                  |  |  |  |
| CAPITAL EXPENDITURES              |      |                          |             |                |             |                  |  |  |  |
| DEPARTMENT                        | ACCT | ACCT DESC.               | LAST YEAR   | CURRENT BUDGET | PROJECTED   | REQUESTED BUDGET |  |  |  |
| 525                               | 621  | PATROL VEHICLES          | \$137,969   | \$0            | \$0         | \$0              |  |  |  |
| 525                               | 625  | EQUIPMENT CE             | \$8,381     | \$5,000        | \$5,000     | \$80,000         |  |  |  |
| <b>TOTAL CAPITAL EXPENDITURES</b> |      |                          | \$146,350   | \$5,000        | \$5,000     | \$80,000         |  |  |  |
|                                   |      |                          | % CHANGE    | -97%           | 0%          | 0%               |  |  |  |
| <b>OTHER</b>                      |      |                          |             |                |             |                  |  |  |  |
| DEPARTMENT                        | ACCT | ACCT DESC.               | LAST YEAR   | CURRENT BUDGET | PROJECTED   | REQUESTED BUDGET |  |  |  |
| 525                               | 716  | TRANSFER TO GRANTS       | \$4,620     | \$16,032       | \$16,032    | \$16,032         |  |  |  |
| 525                               | 741  | TRANSFER TO UNEMPLOYMENT | \$3,303     | \$1,235        | \$1,235     | \$0              |  |  |  |
| <b>TOTAL OTHER</b>                |      |                          | \$7,923     | \$17,267       | \$17,267    | \$16,032         |  |  |  |
|                                   |      |                          | % CHANGE    | 118%           | 0%          | -7%              |  |  |  |
| <b>TOTAL DEPARTMENT</b>           | 525  |                          | \$5,069,052 | \$5,131,630    | \$4,814,830 | \$5,825,269      |  |  |  |
|                                   |      |                          | % CHANGE    | 1%             | -6%         | 21%              |  |  |  |

| CITY OF ANGLETON                |      |                     |           |                |           |                  |  |  |  |
|---------------------------------|------|---------------------|-----------|----------------|-----------|------------------|--|--|--|
| FISCAL BUDGET YEAR              |      |                     |           |                |           |                  |  |  |  |
| OCT. 1, 2021 TO SEPT. 30, 2022  |      |                     |           |                |           |                  |  |  |  |
| GENERAL                         |      |                     |           |                |           |                  |  |  |  |
| ANIMAL SERVICES                 |      |                     |           |                |           |                  |  |  |  |
|                                 |      |                     |           |                |           |                  |  |  |  |
| PERSONNEL SERVICES              |      |                     |           |                |           |                  |  |  |  |
| DEPARTMENT                      | ACCT | ACCT DESC.          | LAST YEAR | CURRENT BUDGET | PROJECTED | REQUESTED BUDGET |  |  |  |
| 526                             | 105  | SALARIES            | \$104,476 | \$130,700      | \$114,586 | \$142,938        |  |  |  |
| 526                             | 106  | PT SALARIES         | \$5,279   | \$23,400       |           |                  |  |  |  |
| 526                             | 110  | OVERTIME            | \$5,722   | \$4,000        | \$8,528   | \$1,429          |  |  |  |
| 526                             | 115  | LONGEVITY           | \$120     | \$300          | \$240     | \$120            |  |  |  |
| 526                             | 126  | CERTIFICATION       | \$2,146   | \$8,700        | \$2,700   | \$2,700          |  |  |  |
| 526                             | 135  | FICA                | \$8,993   | \$10,328       | \$9,708   | \$11,260         |  |  |  |
| 526                             | 140  | HEALTH INSURANCE    | \$32,216  | \$38,176       | \$36,668  | \$48,736         |  |  |  |
| 526                             | 145  | WORKERS COMP        | \$2,572   | \$3,441        | \$0       | \$3,441          |  |  |  |
| 526                             | 150  | UNEMPLOYMENT        | \$0       | \$0            | \$841     | \$0              |  |  |  |
| 526                             | 155  | RETIREMENT          | \$13,579  | \$15,474       | \$17,120  | \$18,075         |  |  |  |
| 526                             | 165  | MEDICAL EXPENSE     |           | \$200          | \$70      | \$0              |  |  |  |
| <b>TOTAL PERSONNEL SERVICES</b> |      |                     | \$175,103 | \$234,719      | \$190,460 | \$228,700        |  |  |  |
|                                 |      |                     | % CHANGE  | 34%            | -19%      | 20%              |  |  |  |
| <b>SUPPLIES</b>                 |      |                     |           |                |           |                  |  |  |  |
| DEPARTMENT                      | ACCT | ACCT DESC.          | LAST YEAR | CURRENT BUDGET | PROJECTED | REQUESTED BUDGET |  |  |  |
| 526                             | 203  | APPAREL             | \$1,560   | \$3,115        | \$0       | \$4,315          |  |  |  |
| 526                             | 204  | MEDICAL SUPPLIES    | \$0       | \$1,660        | \$3,307   | \$11,600         |  |  |  |
| 526                             | 205  | GENERAL SUPPLIES    | \$18,099  | \$14,675       | \$16,780  | \$14,675         |  |  |  |
| 526                             | 206  | VETERINARY SERVICES | \$0       | \$12,000       | \$8,724   | \$18,000         |  |  |  |
| 526                             | 215  | VEHICLE SUPPLIES    | \$149     | \$2,500        | \$1,000   | \$2,500          |  |  |  |
| 526                             | 216  | FUEL EXPENSE        | \$2,087   | \$1,706        | \$916     | \$2,625          |  |  |  |
| 526                             | 220  | EQUIPMENT SUPPLIES  | \$2,222   | \$4,550        | \$1,473   | \$7,250          |  |  |  |
| <b>TOTAL SUPPLIES</b>           |      |                     | \$24,117  | \$40,206       | \$32,200  | \$60,965         |  |  |  |
|                                 |      |                     | % CHANGE  | 67%            | -20%      | 89%              |  |  |  |

| REPAIR & MAINTENANCE            |      | ACCT                  | ACCT DESC. | LAST YEAR      | CURRENT BUDGET | PROJECTED        | REQUESTED BUDGET |
|---------------------------------|------|-----------------------|------------|----------------|----------------|------------------|------------------|
| DEPARTMENT                      |      |                       |            |                |                |                  |                  |
| 526                             | 305  | R&M VEHICLES          | \$1,784    | \$3,000        | \$3,000        | \$3,000          |                  |
| 526                             | 310  | R&M EQUIPMENT         | \$121      | \$500          | \$0            | \$7,202          |                  |
| 526                             | 320  | R&M BUILDINGS         | \$15,917   | \$5,000        | \$8,135        | \$20,000         |                  |
| <b>TOTAL REPAIRS AND MAINT.</b> |      |                       | \$17,823   | \$8,500        | \$11,135       | \$30,202         |                  |
|                                 |      |                       | % CHANGE   | -52%           | 31%            | 171%             |                  |
| <b>SERVICES</b>                 |      |                       |            |                |                |                  |                  |
| DEPARTMENT                      | ACCT | ACCT DESC.            | LAST YEAR  | CURRENT BUDGET | PROJECTED      | REQUESTED BUDGET |                  |
| 526                             | 405  | PHONES                | \$339      | \$2,400        | \$0            | \$2,640          |                  |
| 526                             | 410  | UTILITIES             | \$5,330    | \$11,550       | \$5,483        | \$11,550         |                  |
| 526                             | 425  | TRAVEL/TRAINING       | \$353      | \$3,150        | \$300          | \$5,000          |                  |
| 526                             | 476  | CREDIT CARD FEES      | \$1,585    | \$1,512        |                |                  |                  |
| <b>TOTAL SERVICES</b>           |      |                       | \$7,606    | \$20,412       | \$5,783        | \$19,190         |                  |
|                                 |      |                       | % CHANGE   | 168%           | -72%           | 232%             |                  |
| <b>MISCELLANEOUS</b>            |      |                       |            |                |                |                  |                  |
| DEPARTMENT                      | ACCT | ACCT DESC.            | LAST YEAR  | CURRENT BUDGET | PROJECTED      | REQUESTED BUDGET |                  |
| 526                             | 506  | VEHICLE INSURANCE     | \$1,070    | \$1,000        | \$0            | \$7,850          |                  |
| 526                             | 510  | EMPLOYEE APPRECIATION |            | \$250          | \$500          | \$500            |                  |
| <b>TOTAL MISCELLANEOUS</b>      |      |                       | \$1,070    | \$1,250        | \$500          | \$8,350          |                  |
|                                 |      |                       | % CHANGE   | 17%            | -60%           | 1570%            |                  |
| <b>CAPITAL EXPENDITURES</b>     |      |                       |            |                |                |                  |                  |
|                                 |      |                       |            | <b>CURRENT</b> |                | <b>REQUESTED</b> |                  |

| REPAIR & MAINTENANCE              |     | ACCT | ACCT DESC.            | LAST YEAR | CURRENT BUDGET | PROJECTED | REQUESTED BUDGET |
|-----------------------------------|-----|------|-----------------------|-----------|----------------|-----------|------------------|
| DEPARTMENT                        | 526 | 305  | R&M VEHICLES          | \$1,784   | \$3,000        | \$3,000   | \$3,000          |
|                                   | 526 | 310  | R&M EQUIPMENT         | \$121     | \$500          | \$0       | \$7,202          |
|                                   | 526 | 320  | R&M BUILDINGS         | \$15,917  | \$5,000        | \$8,135   | \$20,000         |
| <b>TOTAL REPAIRS AND MAINT.</b>   |     |      |                       | \$17,823  | \$8,500        | \$11,135  | \$30,202         |
|                                   |     |      |                       | % CHANGE  | -52%           | 31%       | 171%             |
| <b>SERVICES</b>                   |     |      |                       |           |                |           |                  |
| DEPARTMENT                        | 526 | 405  | PHONES                | \$339     | \$2,400        | \$0       | \$2,640          |
|                                   | 526 | 410  | UTILITIES             | \$5,330   | \$11,550       | \$5,483   | \$11,550         |
|                                   | 526 | 425  | TRAVEL/TRAINING       | \$353     | \$3,150        | \$300     | \$5,000          |
|                                   | 526 | 476  | CREDIT CARD FEES      | \$1,585   | \$1,512        |           |                  |
| <b>TOTAL SERVICES</b>             |     |      |                       | \$7,606   | \$20,412       | \$5,783   | \$19,190         |
|                                   |     |      |                       | % CHANGE  | 168%           | -72%      | 232%             |
| <b>MISCELLANEOUS</b>              |     |      |                       |           |                |           |                  |
| DEPARTMENT                        | 526 | 506  | VEHICLE INSURANCE     | \$1,070   | \$1,000        | \$0       | \$7,850          |
|                                   | 526 | 510  | EMPLOYEE APPRECIATION |           | \$250          | \$500     | \$500            |
| <b>TOTAL MISCELLANEOUS</b>        |     |      |                       | \$1,070   | \$1,250        | \$500     | \$8,350          |
|                                   |     |      |                       | % CHANGE  | 17%            | -60%      | 1570%            |
| <b>CAPITAL EXPENDITURES</b>       |     |      |                       |           |                |           |                  |
| DEPARTMENT                        | 526 | 625  | EQUIPMENT CE          | \$2,253   | \$0            | \$0       | \$24,500         |
| <b>TOTAL CAPITAL EXPENDITURES</b> |     |      |                       | \$2,253   | \$0            | \$0       | \$24,500         |
| <b>TOTAL DEPARTMENT</b>           | 526 |      |                       | \$227,972 | \$305,087      | \$240,078 | \$371,907        |
|                                   |     |      |                       | % CHANGE  | 34%            | -21%      | 55%              |

| CITY OF ANGLETON                |      | FISCAL BUDGET YEAR  |           | OCT. 1, 2021 TO SEPT. 30, 2022 |           | GENERAL          |            | ANIMAL SERVICES |                     | PERSONNEL SERVICES |                |           |                  |
|---------------------------------|------|---------------------|-----------|--------------------------------|-----------|------------------|------------|-----------------|---------------------|--------------------|----------------|-----------|------------------|
| DEPARTMENT                      | ACCT | ACCT DESC.          | LAST YEAR | CURRENT BUDGET                 | PROJECTED | REQUESTED BUDGET | DEPARTMENT | ACCT            | ACCT DESC.          | LAST YEAR          | CURRENT BUDGET | PROJECTED | REQUESTED BUDGET |
| 526                             | 105  | SALARIES            | \$104,476 | \$130,700                      | \$114,586 | \$142,938        | 526        | 203             | APPAREL             | \$1,560            | \$3,115        | \$0       | \$4,315          |
| 526                             | 106  | PT SALARIES         | \$5,279   | \$23,400                       | \$3,307   | \$11,600         | 526        | 204             | MEDICAL SUPPLIES    | \$0                | \$1,660        | \$16,780  | \$14,675         |
| 526                             | 110  | OVERTIME            | \$5,722   | \$4,000                        | \$8,528   | \$1,429          | 526        | 205             | GENERAL SUPPLIES    | \$18,099           | \$14,675       | \$16,780  | \$14,675         |
| 526                             | 115  | LONGEVITY           | \$120     | \$300                          | \$240     | \$120            | 526        | 206             | VETERINARY SERVICES | \$0                | \$12,000       | \$8,724   | \$18,000         |
| 526                             | 126  | CERTIFICATION       | \$2,146   | \$8,700                        | \$2,700   | \$2,700          | 526        | 215             | VEHICLE SUPPLIES    | \$149              | \$2,500        | \$1,000   | \$2,500          |
| 526                             | 135  | FICA                | \$8,993   | \$10,328                       | \$9,708   | \$11,260         | 526        | 216             | FUEL EXPENSE        | \$2,087            | \$1,706        | \$916     | \$2,625          |
| 526                             | 140  | HEALTH INSURANCE    | \$32,216  | \$38,176                       | \$36,668  | \$48,736         | 526        | 220             | EQUIPMENT SUPPLIES  | \$2,222            | \$4,550        | \$1,473   | \$7,250          |
| 526                             | 145  | WORKERS COMP        | \$2,572   | \$3,441                        | \$0       | \$3,441          | 526        |                 |                     | \$24,117           | \$40,206       | \$32,200  | \$60,965         |
| 526                             | 150  | UNEMPLOYMENT        | \$0       | \$0                            | \$841     | \$0              |            |                 |                     | % CHANGE           | 67%            | -20%      | 89%              |
| 526                             | 155  | RETIREMENT          | \$13,579  | \$15,474                       | \$17,120  | \$18,075         |            |                 |                     |                    |                |           |                  |
| 526                             | 165  | MEDICAL EXPENSE     |           | \$200                          | \$70      | \$0              |            |                 |                     |                    |                |           |                  |
| <b>TOTAL PERSONNEL SERVICES</b> |      |                     | \$175,103 | \$234,719                      | \$190,460 | \$228,700        |            |                 |                     |                    |                |           |                  |
|                                 |      |                     | % CHANGE  | 34%                            | -19%      | 20%              |            |                 |                     |                    |                |           |                  |
| <b>SUPPLIES</b>                 |      |                     |           |                                |           |                  |            |                 |                     |                    |                |           |                  |
| 526                             | 203  | APPAREL             | \$1,560   | \$3,115                        | \$0       | \$4,315          | 526        | 204             | MEDICAL SUPPLIES    | \$0                | \$1,660        | \$3,307   | \$11,600         |
| 526                             | 204  | MEDICAL SUPPLIES    | \$0       | \$1,660                        | \$3,307   | \$11,600         | 526        | 205             | GENERAL SUPPLIES    | \$18,099           | \$14,675       | \$16,780  | \$14,675         |
| 526                             | 205  | GENERAL SUPPLIES    | \$18,099  | \$14,675                       | \$16,780  | \$14,675         | 526        | 206             | VETERINARY SERVICES | \$0                | \$12,000       | \$8,724   | \$18,000         |
| 526                             | 206  | VETERINARY SERVICES | \$0       | \$12,000                       | \$8,724   | \$18,000         | 526        | 215             | VEHICLE SUPPLIES    | \$149              | \$2,500        | \$1,000   | \$2,500          |
| 526                             | 215  | VEHICLE SUPPLIES    | \$149     | \$2,500                        | \$1,000   | \$2,500          | 526        | 216             | FUEL EXPENSE        | \$2,087            | \$1,706        | \$916     | \$2,625          |
| 526                             | 216  | FUEL EXPENSE        | \$2,087   | \$1,706                        | \$916     | \$2,625          | 526        | 220             | EQUIPMENT SUPPLIES  | \$2,222            | \$4,550        | \$1,473   | \$7,250          |
| 526                             | 220  | EQUIPMENT SUPPLIES  | \$2,222   | \$4,550                        | \$1,473   | \$7,250          |            |                 |                     | \$24,117           | \$40,206       | \$32,200  | \$60,965         |
| <b>TOTAL SUPPLIES</b>           |      |                     | \$24,117  | \$40,206                       | \$32,200  | \$60,965         |            |                 |                     | % CHANGE           | 67%            | -20%      | 89%              |

| CITY OF ANGLETON                |      |                    |           |                |           |                  |  |  |  |  |  |  |  |
|---------------------------------|------|--------------------|-----------|----------------|-----------|------------------|--|--|--|--|--|--|--|
| FISCAL BUDGET YEAR              |      |                    |           |                |           |                  |  |  |  |  |  |  |  |
| OCT. 1, 2021 TO SEPT. 30, 2022  |      |                    |           |                |           |                  |  |  |  |  |  |  |  |
| GENERAL                         |      | 01                 |           |                |           |                  |  |  |  |  |  |  |  |
| FIRE                            |      | 530                |           |                |           |                  |  |  |  |  |  |  |  |
| <b>PERSONNEL SERVICES</b>       |      |                    |           |                |           |                  |  |  |  |  |  |  |  |
| DEPARTMENT                      | ACCT | ACCT DESC.         | LAST YEAR | CURRENT BUDGET | PROJECTED | REQUESTED BUDGET |  |  |  |  |  |  |  |
| 530                             | 105  | SALARIES           | \$293,349 | \$278,457      | \$278,457 | \$323,439        |  |  |  |  |  |  |  |
| 530                             | 110  | OVERTIME           | \$7,033   | \$6,000        | \$8,000   | \$6,469          |  |  |  |  |  |  |  |
| 530                             | 115  | LONGEVITY          | \$1,380   | \$1,380        | \$1,300   | \$1,680          |  |  |  |  |  |  |  |
| 530                             | 126  | CERTIFICATION      | \$3,339   | \$5,400        | \$6,784   | \$7,800          |  |  |  |  |  |  |  |
| 530                             | 135  | FICA               | \$23,237  | \$22,280       | \$20,000  | \$25,963         |  |  |  |  |  |  |  |
| 530                             | 140  | HEALTH INSURANCE   | \$68,285  | \$76,351       | \$72,000  | \$88,863         |  |  |  |  |  |  |  |
| 530                             | 145  | WORKERS COMP       | \$6,606   | \$14,060       | \$5,500   | \$6,835          |  |  |  |  |  |  |  |
| 530                             | 155  | RETIREMENT         | \$37,143  | \$35,971       | \$38,032  | \$41,677         |  |  |  |  |  |  |  |
| 530                             | 160  | VOLUNTEER PENSION  | \$31,318  | \$67,500       | \$67,500  | \$70,875         |  |  |  |  |  |  |  |
| 530                             | 165  | MEDICAL EXPENSE    | \$2,325   | \$1,700        | \$1,700   | \$0              |  |  |  |  |  |  |  |
| <b>TOTAL PERSONNEL SERVICES</b> |      |                    | \$474,014 | \$509,099      | \$499,273 | \$573,601        |  |  |  |  |  |  |  |
|                                 |      |                    | % CHANGE  | 7%             | -2%       | 15%              |  |  |  |  |  |  |  |
| <b>SUPPLIES</b>                 |      |                    |           |                |           |                  |  |  |  |  |  |  |  |
| DEPARTMENT                      | ACCT | ACCT DESC.         | LAST YEAR | CURRENT BUDGET | PROJECTED | REQUESTED BUDGET |  |  |  |  |  |  |  |
| 530                             | 203  | APPAREL            | \$3,499   | \$3,500        | \$3,577   | \$4,000          |  |  |  |  |  |  |  |
| 530                             | 205  | GENERAL SUPPLIES   | \$7,668   | \$8,000        | \$8,000   | \$8,000          |  |  |  |  |  |  |  |
| 530                             | 210  | OFFICE SUPPLIES    | \$2,404   | \$2,000        | \$2,000   | \$5,460          |  |  |  |  |  |  |  |
| 530                             | 215  | VEHICLE SUPPLIES   | \$1,964   | \$2,000        | \$2,000   | \$2,000          |  |  |  |  |  |  |  |
| 530                             | 220  | EQUIPMENT SUPPLIES | \$16,107  | \$16,000       | \$18,250  | \$22,000         |  |  |  |  |  |  |  |
| <b>TOTAL SUPPLIES</b>           |      |                    | \$31,642  | \$31,500       | \$33,827  | \$41,460         |  |  |  |  |  |  |  |
|                                 |      |                    | % CHANGE  | 0%             | 7%        | 23%              |  |  |  |  |  |  |  |

| AIR & MAINTENANCE               |      |                    |           |                |           |                  |  |  |  |
|---------------------------------|------|--------------------|-----------|----------------|-----------|------------------|--|--|--|
| DEPARTMENT                      | ACCT | ACCT DESC.         | LAST YEAR | CURRENT BUDGET | PROJECTED | REQUESTED BUDGET |  |  |  |
| 530                             | 305  | R&M VEHICLES       | \$40,537  | \$35,000       | \$35,000  | \$36,750         |  |  |  |
| 530                             | 310  | R&M EQUIPMENT      | \$21,382  | \$18,000       | \$18,000  | \$18,450         |  |  |  |
| 530                             | 320  | R&M BUILDINGS      | \$16,116  | \$26,000       | \$26,000  | \$61,000         |  |  |  |
| <b>TOTAL REPAIRS AND MAINT.</b> |      |                    | \$78,035  | \$79,000       | \$79,000  | \$116,200        |  |  |  |
|                                 |      |                    | % CHANGE  | 1%             | 0%        | 47%              |  |  |  |
| <b>SERVICES</b>                 |      |                    |           |                |           |                  |  |  |  |
| DEPARTMENT                      | ACCT | ACCT DESC.         | LAST YEAR | CURRENT BUDGET | PROJECTED | REQUESTED BUDGET |  |  |  |
| 530                             | 405  | PHONES             | \$6,159   | \$6,576        | \$6,000   | \$6,576          |  |  |  |
| 530                             | 410  | UTILITIES          | \$18,451  | \$18,000       | \$18,000  | \$18,000         |  |  |  |
| 530                             | 415  | FUEL EXPENSE       | \$15,793  | \$17,000       | \$17,000  | \$18,000         |  |  |  |
| 530                             | 420  | DUES/SUBSCRIPTIONS | \$2,657   | \$12,578       | \$12,578  | \$13,028         |  |  |  |
| 530                             | 425  | TRAVEL/TRAINING    | \$9,673   | \$8,500        | \$8,500   | \$8,500          |  |  |  |
| 530                             | 455  | CONTRACT LABOR     | \$5,583   | \$7,200        | \$7,177   | \$47,200         |  |  |  |
| <b>TOTAL SERVICES</b>           |      |                    | \$58,317  | \$69,854       | \$69,255  | \$111,304        |  |  |  |
|                                 |      |                    | % CHANGE  | 20%            | -1%       | 61%              |  |  |  |
| <b>MISCELLANEOUS</b>            |      |                    |           |                |           |                  |  |  |  |
| DEPARTMENT                      | ACCT | ACCT DESC.         | LAST YEAR | CURRENT BUDGET | PROJECTED | REQUESTED BUDGET |  |  |  |
| 530                             | 506  | VEHICLE INSURANCE  | \$21,201  | \$25,000       | \$25,915  | \$25,000         |  |  |  |
| 530                             | 507  | BUILDING INSURANCE | \$11,143  | \$23,650       | \$23,250  | \$26,650         |  |  |  |
| <b>TOTAL MISCELLANEOUS</b>      |      |                    | \$32,344  | \$48,650       | \$49,165  | \$51,650         |  |  |  |
|                                 |      |                    | % CHANGE  | 50%            | 1%        | 5%               |  |  |  |
| <b>TOTAL DEPARTMENT 530</b>     |      |                    |           |                |           |                  |  |  |  |
| <b>TOTAL DEPARTMENT</b>         |      |                    | \$674,353 | \$738,103      | \$730,520 | \$894,215        |  |  |  |
|                                 |      |                    | % CHANGE  | 9%             | -1%       | 22%              |  |  |  |

| CITY OF ANGLETON                |      |                    |           |                |           |                  |  |  |  |
|---------------------------------|------|--------------------|-----------|----------------|-----------|------------------|--|--|--|
| FISCAL BUDGET YEAR              |      |                    |           |                |           |                  |  |  |  |
| OCT. 1, 2021 TO SEPT. 30, 2022  |      |                    |           |                |           |                  |  |  |  |
| GENERAL                         |      |                    |           |                |           |                  |  |  |  |
| DEVELOPMENT SERVICES            |      |                    |           |                |           |                  |  |  |  |
| 01                              |      |                    |           |                |           |                  |  |  |  |
| 535                             |      |                    |           |                |           |                  |  |  |  |
| PERSONNEL SERVICES              |      |                    |           |                |           |                  |  |  |  |
| DEPARTMENT                      | ACCT | ACCT DESC.         | LAST YEAR | CURRENT BUDGET | PROJECTED | REQUESTED BUDGET |  |  |  |
| 535                             | 105  | SALARIES           | \$302,345 | \$449,345      | \$374,906 | \$435,284        |  |  |  |
| 535                             | 110  | OVERTIME           | \$8,156   | \$350          | \$11,890  | \$13,361         |  |  |  |
| 535                             | 115  | LONGEVITY          | \$1,640   | \$1,860        | \$3,360   | \$1,560          |  |  |  |
| 535                             | 126  | CERTIFICATION      | \$15,761  | \$10,800       | \$11,005  | \$8,400          |  |  |  |
| 535                             | 128  | SPECIAL JOB PAY    | \$25      | \$0            | \$0       | \$3,600          |  |  |  |
| 535                             | 135  | FICA               | \$15,723  | \$35,478       | \$19,348  | \$35,496         |  |  |  |
| 535                             | 140  | HEALTH INSURANCE   | \$69,408  | \$101,802      | \$72,439  | \$104,331        |  |  |  |
| 535                             | 143  | PHONE ALLOWANCE    | \$0       | \$0            | \$720     | \$1,800          |  |  |  |
| 535                             | 145  | WORKERS COMP       | \$1,260   | \$1,981        | \$1,981   | \$1,981          |  |  |  |
| 535                             | 150  | UNEMPLOYMENT       | \$0       | \$0            | \$9,441   | \$0              |  |  |  |
| 535                             | 155  | RETIREMENT         | \$39,739  | \$57,136       | \$49,658  | \$56,980         |  |  |  |
| 535                             | 165  | MEDICAL EXPENSE    | \$152     | \$0            | \$320     | \$0              |  |  |  |
| 535                             | 185  | PAYROLL ACCRUAL    | \$0       | \$0            | \$0       | \$0              |  |  |  |
| <b>TOTAL PERSONNEL SERVICES</b> |      |                    | \$454,209 | \$658,752      | \$555,068 | \$662,792        |  |  |  |
|                                 |      |                    | % CHANGE  | 45%            | -16%      | 19%              |  |  |  |
| SUPPLIES                        |      |                    |           |                |           |                  |  |  |  |
| DEPARTMENT                      | ACCT | ACCT DESC.         | LAST YEAR | CURRENT BUDGET | PROJECTED | REQUESTED BUDGET |  |  |  |
| 535                             | 203  | APPAREL            | \$1,652   | \$1,800        | \$340     | \$3,550          |  |  |  |
| 535                             | 205  | GENERAL SUPPLIES   | \$3,365   | \$4,000        | \$4,384   | \$7,000          |  |  |  |
| 535                             | 210  | OFFICE SUPPLIES    | \$999     | \$1,000        | \$350     | \$1,700          |  |  |  |
| 535                             | 215  | VEHICLE SUPPLIES   | \$552     | \$1,000        | \$1,000   | \$1,000          |  |  |  |
| 535                             | 216  | FUEL EXPENSE       | \$2,251   | \$2,600        | \$2,020   | \$3,000          |  |  |  |
| 535                             | 220  | EQUIPMENT SUPPLIES |           | \$1,500        | \$2,135   | \$3,000          |  |  |  |
| 535                             | 221  | POSTAGE            | \$1,845   | \$0            | \$0       | \$2,500          |  |  |  |
| 535                             | 222  | PUBLICATIONS (NEW) | \$0       | \$0            | \$0       | \$4,150          |  |  |  |
| <b>TOTAL SUPPLIES</b>           |      |                    | \$10,663  | \$11,900       | \$10,229  | \$25,900         |  |  |  |
|                                 |      |                    | % CHANGE  | 12%            | -14%      | 153%             |  |  |  |
| REPAIR & MAINTENANCE            |      |                    |           |                |           |                  |  |  |  |
| DEPARTMENT                      | ACCT | ACCT DESC.         | LAST YEAR | CURRENT BUDGET | PROJECTED | REQUESTED BUDGET |  |  |  |
| 535                             | 305  | R&M VEHICLES       | \$2,181   | \$1,000        | \$3,000   | \$3,000          |  |  |  |
| 535                             | 310  | R&M EQUIPMENT      | \$5,349   | \$14,100       | \$11,147  | \$28,100         |  |  |  |
| 535                             | 320  | R&M BUILDINGS      | \$0       | \$0            | \$0       | \$66,000         |  |  |  |
| <b>TOTAL REPAIRS AND MAINT.</b> |      |                    | \$7,530   | \$15,100       | \$14,147  | \$97,100         |  |  |  |
|                                 |      |                    | % CHANGE  | 101%           | -6%       | 586%             |  |  |  |

| CITY OF ANGLETON                  |      |                          |           |                |           |                  |
|-----------------------------------|------|--------------------------|-----------|----------------|-----------|------------------|
| FISCAL BUDGET YEAR                |      |                          |           |                |           |                  |
| OCT. 1, 2021 TO SEPT. 30, 2022    |      |                          |           |                |           |                  |
| GENERAL                           |      |                          |           |                |           |                  |
| DEVELOPMENT SERVICES              |      |                          |           |                |           |                  |
| 01                                |      |                          |           |                |           |                  |
| 535                               |      |                          |           |                |           |                  |
| SERVICES                          |      |                          |           |                |           |                  |
| DEPARTMENT                        | ACCT | ACCT DESC.               | LAST YEAR | CURRENT BUDGET | PROJECTED | REQUESTED BUDGET |
| 535                               | 405  | PHONES                   | \$1,312   | \$3,000        | \$1,206   | \$2,500          |
| 535                               | 410  | UTILITIES                | \$0       | \$0            | \$0       | \$38,500         |
| 535                               | 415  | ENGINEERING (NEW)        | \$654     | \$3,500        | \$142     | \$100,000        |
| 535                               | 419  | LEGAL/PROFESSIONAL (NEW) |           |                |           | \$50,000         |
| 535                               | 420  | DUES/SUBSCRIPTIONS       | \$372     | \$1,000        | \$1,602   | \$1,715          |
| 535                               | 425  | TRAVEL/TRAINING          | \$3,459   | \$3,500        | \$3,850   | \$8,900          |
| 535                               | 426  | FOOD HANDLING MATERIALS  |           | \$0            | \$0       | \$2,000          |
| 535                               | 427  | DOCUMENT SCANNING        | \$16,147  | \$20,000       | \$0       | \$20,000         |
| 535                               | 455  | CONTRACT LABOR           | \$4,607   | \$10,000       | \$0       | \$64,000         |
| 535                               | 465  | DEMOLITION               | \$93      | \$24,500       | \$3,500   | \$45,740         |
| <b>TOTAL SERVICES</b>             |      |                          | \$26,644  | \$65,500       | \$10,299  | \$333,355        |
|                                   |      |                          | % CHANGE  | 146%           | -84%      |                  |
| MISCELLANEOUS                     |      |                          |           |                |           |                  |
| DEPARTMENT                        | ACCT | ACCT DESC.               | LAST YEAR | CURRENT BUDGET | PROJECTED | REQUESTED BUDGET |
| 535                               | 506  | VEHICLE INSURANCE        | \$2,050   | \$2,108        | \$2,140   | \$2,610          |
| 535                               | 510  | EMPLOYEE APPRECIATION    | \$25      | \$500          | \$500     | \$750            |
| <b>TOTAL MISCELLANEOUS</b>        |      |                          | \$2,075   | \$2,608        | \$2,640   | \$3,360          |
|                                   |      |                          | % CHANGE  | 26%            | 1%        | 27%              |
| CAPITAL EXPENDITURES              |      |                          |           |                |           |                  |
| DEPARTMENT                        | ACCT | ACCT DESC.               | LAST YEAR | CURRENT BUDGET | PROJECTED | REQUESTED BUDGET |
| 535                               | 601  | VEHICLE CE               | \$0       | \$0            | \$0       | \$0              |
| 535                               | 625  | EQUIPMENT CE             | \$0       | \$500          | \$0       | \$1,800          |
| 535                               | 630  | COMPREHENSIVE MASTER     | \$0       | \$0            | \$0       | \$0              |
| 535                               | 630  | ADA PLAN                 | \$0       | \$0            | \$0       | \$0              |
| <b>TOTAL CAPITAL EXPENDITURES</b> |      |                          | \$0       | \$500          | \$0       | \$1,800          |
| OTHER                             |      |                          |           |                |           |                  |
| DEPARTMENT                        | ACCT | ACCT DESC.               | LAST YEAR | CURRENT BUDGET | PROJECTED | REQUESTED BUDGET |
| 535                               | 716  | TRANSFER TO GRANTS       | \$0       | \$0            | \$0       | \$0              |
| 535                               | 741  | TRANSFER TO UNEMPLOYMENT | \$0       | \$1,196        | \$1,196   | \$0              |
| <b>TOTAL OTHER</b>                |      |                          | \$0       | \$1,196        | \$1,196   | \$0              |
|                                   |      |                          | % CHANGE  | 0%             | 0%        | -100%            |
| <b>TOTAL DEPARTMENT</b>           |      |                          | \$501,121 | \$755,556      | \$593,579 | \$1,124,308      |
|                                   |      |                          | % CHANGE  | 51%            | -21%      | 89%              |

| CITY OF ANGLETON                |      |                        |           |                |           |                  |  |  |  |
|---------------------------------|------|------------------------|-----------|----------------|-----------|------------------|--|--|--|
| FISCAL BUDGET YEAR              |      |                        |           |                |           |                  |  |  |  |
| OCT. 1, 2021 TO SEPT. 30, 2022  |      |                        |           |                |           |                  |  |  |  |
| GENERAL                         |      |                        |           |                |           |                  |  |  |  |
| PARKS DEPARTMENT                |      |                        |           |                |           |                  |  |  |  |
|                                 |      | 01                     |           |                |           |                  |  |  |  |
|                                 |      | 550                    |           |                |           |                  |  |  |  |
| PERSONNEL SERVICES              |      |                        |           |                |           |                  |  |  |  |
| DEPARTMENT                      | ACCT | ACCT DESC.             | LAST YEAR | CURRENT BUDGET | PROJECTED | REQUESTED BUDGET |  |  |  |
| 550                             | 105  | SALARIES               | \$492,184 | \$483,641      | \$483,802 | \$550,420        |  |  |  |
| 550                             | 110  | OVERTIME               | \$5,627   | \$7,000        | \$6,000   | \$6,000          |  |  |  |
| 550                             | 115  | LONGEVITY              | \$4,260   | \$1,560        | \$1,400   | \$1,660          |  |  |  |
| 550                             | 125  | AUTO ALLOWANCE         | \$6,915   | \$6,000        | \$6,000   | \$6,000          |  |  |  |
| 550                             | 126  | CERTIFICATION          | \$1,463   | \$9,900        | \$3,375   | \$7,800          |  |  |  |
| 550                             | 128  | SPECIAL JOB PAY        | \$13      | \$0            | \$1,200   | \$1,200          |  |  |  |
| 550                             | 135  | FICA                   | \$39,452  | \$38,378       | \$38,234  | \$44,116         |  |  |  |
| 550                             | 140  | HEALTH INSURANCE       | \$131,636 | \$136,800      | \$133,619 | \$146,789        |  |  |  |
| 550                             | 141  | INS. SUBSIDY           | \$0       | \$0            | \$0       | \$0              |  |  |  |
| 550                             | 143  | PHONE ALLOWANCE        | \$300     | \$1,440        | \$1,440   | \$3,600          |  |  |  |
| 550                             | 145  | WORKERS COMP           | \$3,931   | \$7,744        | \$7,000   | \$7,350          |  |  |  |
| 550                             | 150  | UNEMPLOYMENT           | \$0       | \$0            | \$0       | \$0              |  |  |  |
| 550                             | 155  | RETIREMENT             | \$62,862  | \$61,807       | \$61,712  | \$70,816         |  |  |  |
| 550                             | 165  | MEDICAL EXPENSE        | \$215     | \$200          | \$0       | \$0              |  |  |  |
| 550                             | 185  | PAYROLL ACCRUAL        | \$1,395   | \$0            | \$0       | \$0              |  |  |  |
| <b>TOTAL PERSONNEL SERVICES</b> |      |                        | \$750,252 | \$754,470      | \$743,782 | \$845,751        |  |  |  |
|                                 |      |                        | % CHANGE  | 1%             | -1%       | 14%              |  |  |  |
| SUPPLIES                        |      |                        |           |                |           |                  |  |  |  |
| DEPARTMENT                      | ACCT | ACCT DESC.             | LAST YEAR | CURRENT BUDGET | PROJECTED | REQUESTED BUDGET |  |  |  |
| 550                             | 203  | APPAREL                | \$8,999   | \$9,000        | \$9,000   | \$9,000          |  |  |  |
| 550                             | 205  | GENERAL SUPPLIES       | \$10,070  | \$10,000       | \$9,800   | \$12,000         |  |  |  |
| 550                             | 210  | OFFICE SUPPLIES        | \$589     | \$350          | \$300     | \$350            |  |  |  |
| 550                             | 215  | VEHICLE SUPPLIES       | \$605     | \$1,000        | \$900     | \$2,000          |  |  |  |
| 550                             | 216  | FUEL EXPENSE           | \$12,193  | \$14,150       | \$14,150  | \$15,000         |  |  |  |
| 550                             | 220  | EQUIPMENT SUPPLIES     | \$5,514   | \$3,850        | \$3,850   | \$6,350          |  |  |  |
| <b>TOTAL SUPPLIES</b>           |      |                        | \$37,970  | \$38,350       | \$38,000  | \$44,700         |  |  |  |
|                                 |      |                        | % CHANGE  | 1%             | -1%       | 18%              |  |  |  |
| REPAIR & MAINTENANCE            |      |                        |           |                |           |                  |  |  |  |
| DEPARTMENT                      | ACCT | ACCT DESC.             | LAST YEAR | CURRENT BUDGET | PROJECTED | REQUESTED BUDGET |  |  |  |
| 550                             | 305  | R&M VEHICLES           | \$5,565   | \$3,000        | \$3,000   | \$3,000          |  |  |  |
| 550                             | 310  | R&M EQUIPMENT          | \$7,969   | \$6,750        | \$6,750   | \$7,000          |  |  |  |
| 550                             | 315  | R&M INFRASTRUCTURE     | \$23,668  | \$25,000       | \$25,000  | \$25,000         |  |  |  |
| 550                             | 320  | R&M BUILDINGS          | \$4,814   | \$6,000        | \$6,000   | \$5,000          |  |  |  |
| 550                             | 325  | R&M OTHER              | \$22,500  | \$40,000       | \$40,000  | \$10,000         |  |  |  |
| 550                             | 330  | R&M VEGETATION REPLACE | \$4,705   | \$5,000        | \$5,000   | \$5,000          |  |  |  |
| <b>TOTAL REPAIRS AND MAINT.</b> |      |                        | \$69,220  | \$85,750       | \$85,750  | \$55,000         |  |  |  |
|                                 |      |                        | % CHANGE  | 24%            | 0%        | -36%             |  |  |  |

| CITY OF ANGLETON                  |      |                          |             |                |             |                  |  |  |  |
|-----------------------------------|------|--------------------------|-------------|----------------|-------------|------------------|--|--|--|
| FISCAL BUDGET YEAR                |      |                          |             |                |             |                  |  |  |  |
| OCT. 1, 2021 TO SEPT. 30, 2022    |      |                          |             |                |             |                  |  |  |  |
| GENERAL                           |      |                          |             |                |             |                  |  |  |  |
| PARKS DEPARTMENT                  |      |                          |             |                |             |                  |  |  |  |
| 01                                |      |                          |             |                |             |                  |  |  |  |
| 550                               |      |                          |             |                |             |                  |  |  |  |
| SERVICES                          |      |                          |             |                |             |                  |  |  |  |
| DEPARTMENT                        | ACCT | ACCT DESC.               | LAST YEAR   | CURRENT BUDGET | PROJECTED   | REQUESTED BUDGET |  |  |  |
| 550                               | 405  | PHONES                   | \$1,256     | \$2,160        | \$1,440     | \$480            |  |  |  |
| 550                               | 410  | UTILITIES                | \$71,598    | \$66,078       | \$66,000    | \$66,000         |  |  |  |
| 550                               | 415  | PROFESSIONAL SERVICES    | \$0         | \$0            | \$0         | \$0              |  |  |  |
| 550                               | 420  | DUES/SUBSCRIPTIONS       | \$475       | \$860          | \$860       | \$1,552          |  |  |  |
| 550                               | 425  | TRAVEL/TRAINING          | \$5,255     | \$5,300        | \$4,500     | \$7,793          |  |  |  |
| 550                               | 440  | RENTAL EXPENSE           | \$612       | \$1,000        | \$1,000     | \$1,000          |  |  |  |
| 550                               | 446  | ADVERTISING              | \$287       | \$100          | \$100       | \$1,000          |  |  |  |
| 550                               | 456  | IRRIGATION               | \$175       | \$350          | \$350       | \$350            |  |  |  |
| 550                               | 457  | BALLFIELD MAINTENANCE    | \$12,267    | \$15,000       | \$15,000    | \$15,000         |  |  |  |
| <b>TOTAL SERVICES</b>             |      |                          | \$91,924    | \$90,848       | \$89,250    | \$93,175         |  |  |  |
|                                   |      |                          | % CHANGE    | -1%            | -2%         | 4%               |  |  |  |
| MISCELLANEOUS                     |      |                          |             |                |             |                  |  |  |  |
| DEPARTMENT                        | ACCT | ACCT DESC.               | LAST YEAR   | CURRENT BUDGET | PROJECTED   | REQUESTED BUDGET |  |  |  |
| 550                               | 506  | VEHICLE INSURANCE        | \$7,935     | \$7,850        | \$8,462     | \$10,324         |  |  |  |
| 550                               | 510  | EMPLOYEE APPRECIATION    | \$300       | \$500          | \$500       | \$900            |  |  |  |
| <b>TOTAL MISCELLANEOUS</b>        |      |                          | \$8,234     | \$8,350        | \$8,962     | \$11,224         |  |  |  |
|                                   |      |                          | % CHANGE    | 1%             | 7%          | 25%              |  |  |  |
| CAPITAL EXPENDITURES              |      |                          |             |                |             |                  |  |  |  |
| DEPARTMENT                        | ACCT | ACCT DESC.               | LAST YEAR   | CURRENT BUDGET | PROJECTED   | REQUESTED BUDGET |  |  |  |
| 550                               | 615  | INFRASTRUCTURE CE        | \$0         | \$150,000      | \$150,000   | \$170,651        |  |  |  |
| 550                               | 625  | EQUIPMENT CE             | \$48,513    | \$19,945       | \$19,580    | \$18,000         |  |  |  |
| <b>TOTAL CAPITAL EXPENDITURES</b> |      |                          | \$48,513    | \$169,945      | \$169,580   | \$188,651        |  |  |  |
|                                   |      |                          | % CHANGE    | 250%           | 0%          | 11%              |  |  |  |
| OTHER                             |      |                          |             |                |             |                  |  |  |  |
| DEPARTMENT                        | ACCT | ACCT DESC.               | LAST YEAR   | CURRENT BUDGET | PROJECTED   | REQUESTED BUDGET |  |  |  |
| 550                               | 716  | TRANSFER TO GRANTS       | \$0         | \$0            | \$0         | \$0              |  |  |  |
| 550                               | 741  | TRANSFER TO UNEMPLOYMENT | \$0         | \$711          | \$0         | \$0              |  |  |  |
| <b>TOTAL OTHER</b>                |      |                          | \$0         | \$711          | \$0         | \$0              |  |  |  |
| <b>TOTAL DEPARTMENT</b>           |      |                          | \$1,006,114 | \$1,148,424    | \$1,135,324 | \$1,238,501      |  |  |  |
|                                   |      |                          | % CHANGE    | 14%            | -1%         | 9%               |  |  |  |

| CITY OF ANGLETON                |      |                          |           |                |           |                  |
|---------------------------------|------|--------------------------|-----------|----------------|-----------|------------------|
| FISCAL BUDGET YEAR              |      |                          |           |                |           |                  |
| OCT. 1, 2021 TO SEPT. 30, 2022  |      |                          |           |                |           |                  |
| GENERAL                         |      |                          |           |                |           |                  |
| IT DEPARTMENT                   |      |                          |           |                |           |                  |
| 01                              |      |                          |           |                |           |                  |
| 555                             |      |                          |           |                |           |                  |
| PERSONNEL SERVICES              |      |                          |           |                |           |                  |
| DEPARTMENT                      | ACCT | ACCT DESC.               | LAST YEAR | CURRENT BUDGET | PROJECTED | REQUESTED BUDGET |
| 555                             | 105  | SALARIES                 | \$166,661 | \$168,166      | \$204,334 | \$214,414        |
| 555                             | 110  | OVERTIME                 | \$5,927   | \$5,000        | \$16,722  | \$11,381         |
| 555                             | 115  | LONGEVITY                | \$720     | \$780          | \$780     | \$960            |
| 555                             | 125  | AUTO ALLOWANCE           | \$1,800   | \$4,800        | \$8,567   | \$6,000          |
| 555                             | 135  | FICA                     | \$13,158  | \$13,730       | \$15,632  | \$17,971         |
| 555                             | 140  | HEALTH INSURANCE         | \$22,278  | \$25,450       | \$23,193  | \$33,361         |
| 555                             | 143  | PHONE ALLOWANCE          | \$240     | \$720          | \$720     | \$2,160          |
| 555                             | 145  | WORKERS COMP             | \$149     | \$382          | \$282     | \$300            |
| 555                             | 155  | RETIREMENT               | \$20,714  | \$21,406       | \$25,092  | \$28,143         |
| <b>TOTAL PERSONNEL SERVICES</b> |      |                          | \$231,716 | \$240,434      | \$295,321 | \$314,690        |
|                                 |      |                          | % CHANGE  | 4%             | 23%       | 7%               |
| SUPPLIES                        |      |                          |           |                |           |                  |
| DEPARTMENT                      | ACCT | ACCT DESC.               | LAST YEAR | CURRENT BUDGET | PROJECTED | REQUESTED BUDGET |
| 555                             | 203  | APPAREL                  | \$0       | \$0            | \$0       | \$300            |
| 555                             | 205  | GENERAL SUPPLIES         | \$1,501   | \$2,000        | \$1,747   | \$2,000          |
| 555                             | 210  | OFFICE SUPPLIES          | \$150     | \$200          | \$199     | \$200            |
| 555                             | 216  | FUEL EXPENSE             | \$1,126   | \$0            | \$1,252   | \$2,400          |
| <b>TOTAL SUPPLIES</b>           |      |                          | \$2,777   | \$2,200        | \$3,198   | \$4,900          |
|                                 |      |                          | % CHANGE  | -21%           | 45%       | 53%              |
| SERVICES                        |      |                          |           |                |           |                  |
| DEPARTMENT                      | ACCT | ACCT DESC.               | LAST YEAR | CURRENT BUDGET | PROJECTED | REQUESTED BUDGET |
| 555                             | 405  | PHONES                   | \$1,486   | \$2,500        | \$1,512   | \$2,640          |
| 555                             | 420  | DUES/SUBSCRIPTIONS       | \$458     | \$0            | \$1,429   | \$732            |
| 555                             | 421  | IT - VOICE & DATA BACKUP | \$0       | \$9,000        | \$3,000   | \$9,000          |
| 555                             | 425  | TRAVEL/TRAINING          | \$1,483   | \$2,000        | \$1,600   | \$2,000          |
| 555                             | 446  | ADVERTISING              | \$0       | \$0            | \$100     | \$100            |
| 555                             | 455  | CONTRACT LABOR           | \$0       | \$2,000        | \$585     | \$2,000          |
| 555                             | 460  | ANNUAL SOFTWARE          | \$42,935  | \$74,689       | \$51,800  | \$50,245         |
| 555                             | 476  | MAINT AGREEMENT PHONE    | \$4,042   | \$8,500        | \$8,500   | \$8,500          |
| <b>TOTAL SERVICES</b>           |      |                          | \$50,404  | \$98,689       | \$68,526  | \$75,217         |
|                                 |      |                          | % CHANGE  | 96%            | -31%      | 10%              |

| CITY OF ANGLETON                  |            |                       |                  |                  |                  |                  |  |  |  |
|-----------------------------------|------------|-----------------------|------------------|------------------|------------------|------------------|--|--|--|
| FISCAL BUDGET YEAR                |            |                       |                  |                  |                  |                  |  |  |  |
| OCT. 1, 2021 TO SEPT. 30, 2022    |            |                       |                  |                  |                  |                  |  |  |  |
| GENERAL                           |            |                       |                  |                  |                  |                  |  |  |  |
| IT DEPARTMENT                     |            |                       |                  |                  |                  |                  |  |  |  |
| 01                                |            |                       |                  |                  |                  |                  |  |  |  |
| 555                               |            |                       |                  |                  |                  |                  |  |  |  |
| MISCELLANEOUS                     |            |                       |                  |                  |                  |                  |  |  |  |
| DEPARTMENT                        | ACCT       | ACCT DESC.            | LAST YEAR        | CURRENT BUDGET   | PROJECTED        | REQUESTED BUDGET |  |  |  |
| 555                               | 510        | EMPLOYEE APPRECIATION | \$0              | \$0              | \$0              | \$500            |  |  |  |
| 555                               | 555        | EMAIL SERVICES        | \$21,230         | \$20,000         | \$20,764         | \$22,000         |  |  |  |
| <b>TOTAL MISCELLANEOUS</b>        |            |                       | \$21,230         | \$20,000         | \$20,764         | \$22,500         |  |  |  |
|                                   |            |                       | % CHANGE         | -6%              | 4%               | 8%               |  |  |  |
| CAPITAL EXPENDITURES              |            |                       |                  |                  |                  |                  |  |  |  |
| DEPARTMENT                        | ACCT       | ACCT DESC.            | LAST YEAR        | CURRENT BUDGET   | PROJECTED        | REQUESTED BUDGET |  |  |  |
| 555                               | 610        | COMPUTER/SOFTWARE     | \$39,123         | \$57,660         | \$0              | \$0              |  |  |  |
| 555                               | 625        | EQUIPMENT CE          | \$0              | \$69,469         | \$54,943         | \$30,866         |  |  |  |
| <b>TOTAL CAPITAL EXPENDITURES</b> |            |                       | \$39,123         | \$127,129        | \$54,943         | \$30,866         |  |  |  |
|                                   |            |                       | % CHANGE         | 225%             | -57%             | -44%             |  |  |  |
| <b>TOTAL DEPARTMENT</b>           | <b>555</b> |                       | <b>\$345,250</b> | <b>\$488,452</b> | <b>\$442,752</b> | <b>\$448,173</b> |  |  |  |
|                                   |            |                       | % CHANGE         | 41%              | -9%              | 1%               |  |  |  |



# Replacement Schedule

EFM confidential and proprietary

Version 1.25.0.1



## FLEET MANAGEMENT

| Year | Make | Model     | Series   | VIN               | EFM Unit ID | Master Customer Number | LTT | T | Monthly Payment | Current Market Value | 12 Month Market Value |
|------|------|-----------|--|-------------------|-------------|------------------------|-----|---|-----------------|----------------------|-----------------------|
| 69   | 2021 | Chevrolet | Silverado 1500<br>Work Truck 4x2<br>Crew Cab 5.75<br>ft. box 147.4 in.<br>WB | 3GCPWAEH3MG354386 | 23RNS2      | 425291                 | E12 | L | \$494.75        | \$25,719.11          | \$21,518.21           |
| 70   | 2021 | Chevrolet | Silverado 1500<br>Work Truck 4x2<br>Crew Cab 5.75<br>ft. box 147.4 in.<br>WB | 3GCPWAEH2MG355299 | 23RNSK      | 425291                 | E12 | L | \$494.75        | \$25,719.11          | \$21,518.21           |
| 71   | 2021 | Chevrolet | Silverado 1500<br>Work Truck 4x2<br>Crew Cab 5.75<br>ft. box 147.4 in.<br>WB | 3GCPWAEH2MG359319 | 23RNV9      | 425291                 | E12 | L | \$494.75        | \$25,719.11          | \$21,518.21           |
| 72   | 2021 | Chevrolet | Silverado 1500<br>Work Truck 4x2<br>Crew Cab 5.75<br>ft. box 147.4 in.<br>WB | 3GCPWAEH7MG354827 | 23RNTT      | 425291                 | E12 | L | \$494.75        | \$25,719.11          | \$21,518.21           |
| 73   | 2021 | Chevrolet | Silverado 1500<br>Work Truck 4x2<br>Crew Cab 5.75<br>ft. box 147.4 in.<br>WB | 3GCPWAEH1MG354841 | 23RNSR      | 425291                 | E12 | L | \$494.75        | \$25,719.11          | \$21,518.21           |
| 74   | 2021 | Chevrolet | Silverado 1500<br>Work Truck 4x2<br>Crew Cab 5.75<br>ft. box 147.4 in.<br>WB | 3GCPWAEHXMG355096 | 23RNV7      | 425291                 | E12 | L | \$494.75        | \$25,719.11          | \$21,518.21           |
| 75   | 2021 | Chevrolet | Silverado 1500<br>Work Truck 4x2<br>Crew Cab 5.75<br>ft. box 147.4 in.<br>WB | 3GCPWAEH0MG354507 | 23RNRH      | 425291                 | E12 | L | \$494.75        | \$500.00             | \$600.61              |
| 76   | 2021 | Chevrolet | Silverado 1500<br>Work Truck 4x2<br>Crew Cab 5.75<br>ft. box 147.4 in.<br>WB | 3GCPWAEH4MG358656 | 23RNVH      | 425291                 | E12 | L | \$494.75        | \$25,719.11          | \$21,518.21           |
| 77   | 2021 | Chevrolet | Silverado 1500<br>Work Truck 4x2<br>Crew Cab 5.75<br>ft. box 147.4 in.<br>WB | 3GCPWAEH2MG357554 | 23RNV2      | 425291                 | E12 | L | \$494.75        | \$25,719.11          | \$21,518.21           |
| 78   | 2021 | Chevrolet | Silverado 1500<br>Work Truck 4x2<br>Crew Cab 5.75<br>ft. box 147.4 in.<br>WB | 3GCPWAEH2MG356159 | 23RNV5      | 425291                 | E12 | L | \$494.75        | \$25,719.11          | \$21,518.21           |
| 79   | 2021 | Chevrolet | Silverado 1500<br>Work Truck 4x2<br>Crew Cab 5.75<br>ft. box 147.4 in.<br>WB | 3GCPWAEH1MG356394 | 23RNSV      | 425291                 | E12 | L | \$494.75        | \$25,719.11          | \$21,518.21           |

# Replacement Schedule

EFM confidential and proprietary

Version 1.25.6.1



| Year | Make | Model     | Series         | VIN               | EFM Unit ID | Master Customer Number | LTT | T | Monthly Payment | Current Market Value | 12 Month Market Value |
|------|------|-----------|----------------|-------------------|-------------|------------------------|-----|---|-----------------|----------------------|-----------------------|
| 80   | 2021 | Chevrolet | Silverado 1500 | 3GCPWAEHXMG353767 | 23RNR       | 425291                 | E12 | L | \$494.75        | \$26,391.86          | \$22,065.38           |
| 81   | 2021 | Chevrolet | Silverado 1500 | 3GCPWAEH3MG361001 | 23RNTW      | 425291                 | E12 | L | \$494.75        | \$500.00             | \$600.61              |
| 82   | 2021 | Chevrolet | Silverado 1500 | 3GCPWAEH8MG355243 | 23RNT9      | 425291                 | E12 | L | \$494.75        | \$25,719.11          | \$21,518.21           |
| 83   | 2021 | Chevrolet | Silverado 1500 | 3GCPWAEH1MG354399 | 23RNV3      | 425291                 | E12 | L | \$494.75        | \$25,718.44          | \$21,517.66           |
| 84   | 2021 | Chevrolet | Silverado 1500 | 3GCPWAEH1MG355245 | 23RNTH      | 425291                 | E12 | L | \$494.75        | \$25,719.11          | \$21,518.21           |
| 85   | 2021 | Chevrolet | Silverado 1500 | 3GCPWAEH5MG357693 | 23RNSF      | 425291                 | E12 | L | \$494.75        | \$500.00             | \$600.61              |
| 86   | 2021 | Chevrolet | Silverado 1500 | 3GCPWAEHXMG357558 | 23RNS6      | 425291                 | E12 | L | \$494.75        | \$25,719.11          | \$21,518.21           |
| 87   | 2021 | Chevrolet | Silverado 1500 | 3GCPWAEH9MG358409 | 23RNTK      | 425291                 | E12 | L | \$494.75        | \$500.00             | \$600.61              |
| 88   | 2021 | Chevrolet | Silverado 1500 | 3GCPWAEH2MG359837 | 23RNSZ      | 425291                 | E12 | L | \$494.75        | \$25,719.11          | \$21,518.21           |
| 89   | 2021 | Chevrolet | Silverado 1500 | 3GCPWAEH5MG354826 | 23RNTR      | 425291                 | E12 | L | \$494.75        | \$25,719.11          | \$21,518.21           |
| 90   | 2021 | Chevrolet | Tahoe          | 1GNSCLED2MR322693 | 23ZGNB      | 425291                 | E48 | L | \$1,004.17      | \$32,805.71          | \$27,281.98           |
| 91   | 2021 | Chevrolet | Tahoe          | 1GNSCLED2MR284382 | 23RM8P      | 425291                 | E48 | L | \$832.97        | \$49,288.00          | \$36,088.00           |
| 92   | 2021 | Chevrolet | Tahoe          | 1GNSCLED7MR278819 | 23RM8S      | 425291                 | E48 | L | \$832.97        | \$49,288.00          | \$36,088.00           |

# Replacement Schedule

EFM confidential and proprietary

Version 1.25.0.1



| Year | Make | Model         | Series        | VIN                         | EFM Unit ID | Master Customer Number | LTT | T | Monthly Payment     | Current Market Value  | 12 Month Market Value |
|------|------|---------------|---------------|-----------------------------|-------------|------------------------|-----|---|---------------------|-----------------------|-----------------------|
| 93   | 2021 | Chevrolet     | Tahoe         | Commercial Fleet 4x2        | 23RM8Z      | 425291                 | E48 | L | \$832.97            | \$49,288.00           | \$36,088.00           |
| 94   | 2021 | Chevrolet     | Tahoe         | Police Vehicle 4x2          | 23XXH5      | 425291                 | E48 | L | \$1,004.17          | \$32,805.71           | \$27,281.98           |
| 95   | 2021 | Chevrolet     | Tahoe         | Police Vehicle 4x2          | 23ZGN4      | 425291                 | E48 | L | \$1,004.17          | \$32,805.71           | \$27,281.98           |
| 96   | 2021 | Chevrolet     | Tahoe         | Police Vehicle 4x2          | 23ZGNG      | 425291                 | E48 | L | \$1,004.17          | \$32,805.71           | \$27,281.98           |
| 97   | 2021 | Ford          | E-450 Cutaway | Base Chassis 158 in. WB DRW | 23Q8Z3      | 425291                 | E60 | L | \$1,050.82          | \$23,276.00           | \$18,622.00           |
| 98   | 2022 | *Freightliner | *M2           | Street Sweeper              | 23XZZ3      | 425291                 | E60 | L | \$2,793.81          | \$500.00              | \$600.61              |
|      |      |               |               |                             |             |                        |     |   | <b>\$20,749.97</b>  | <b>\$1,851,991.79</b> | <b>\$1,373,471.16</b> |
|      |      |               |               |                             |             |                        |     |   | <b>\$20,749.97</b>  | <b>\$1,851,991.79</b> | <b>\$1,373,471.16</b> |
|      |      |               |               |                             |             |                        |     |   | \$248,999.64        |                       |                       |
|      |      |               |               |                             |             |                        |     |   | \$5,040.00          |                       |                       |
|      |      |               |               |                             |             |                        |     |   | \$25,200.00         |                       |                       |
|      |      |               |               |                             |             |                        |     |   | \$14,400.00         |                       |                       |
|      |      |               |               |                             |             |                        |     |   | \$6,840.00          |                       |                       |
|      |      |               |               |                             |             |                        |     |   | <b>\$300,479.64</b> |                       |                       |

21 Silverados  
 7 Tahoes  
 E-450 - BUS For Rec  
 Street Sweeper  
 Van for IT  
 Truck for Dev. Services  
 32 Vehicles

Annual  
 GPS  
 Add-ons  
 Van for IT  
 Truck for Dev. Serv  
 Total Budget

| CITY OF ANGLETON                |      |                      |           |                |           |                  |  |  |  |
|---------------------------------|------|----------------------|-----------|----------------|-----------|------------------|--|--|--|
| FISCAL BUDGET YEAR              |      |                      |           |                |           |                  |  |  |  |
| OCT. 1, 2021 TO SEPT. 30, 2022  |      |                      |           |                |           |                  |  |  |  |
| GENERAL                         |      |                      |           |                |           |                  |  |  |  |
| ECONOMIC DEVELOPMENT            |      |                      |           |                |           |                  |  |  |  |
| 01                              |      |                      |           |                |           |                  |  |  |  |
| 557                             |      |                      |           |                |           |                  |  |  |  |
| PERSONNEL SERVICES              |      |                      |           |                |           |                  |  |  |  |
| DEPARTMENT                      | ACCT | ACCT DESC.           | LAST YEAR | CURRENT BUDGET | PROJECTED | REQUESTED BUDGET |  |  |  |
| 557                             | 105  | SALARIES             | \$18,987  | \$19,521       | \$23,027  | \$23,965         |  |  |  |
| 557                             | 115  | LONGEVITY            | \$130     | \$130          | \$144     | \$100            |  |  |  |
| 557                             | 125  | AUTO ALLOWANCE       | \$480     | \$0            | \$1,500   | \$1,500          |  |  |  |
| 557                             | 126  | CERTIFICATION        | \$546     | \$288          | \$300     | \$300            |  |  |  |
| 557                             | 135  | FICA                 | \$1,298   | \$1,525        | \$1,762   | \$1,992          |  |  |  |
| 557                             | 140  | HEALTH INSURANCE     | \$2,169   | \$3,054        | \$2,785   | \$3,336          |  |  |  |
| 557                             | 143  | PHONE ALLOWANCE      | \$43      | \$0            | \$180     | \$180            |  |  |  |
| 557                             | 145  | WORKERS COMP         | \$0       | \$44           | \$107     | \$110            |  |  |  |
| 557                             | 155  | RETIREMENT           | \$2,518   | \$2,456        | \$2,828   | \$3,120          |  |  |  |
| <b>TOTAL PERSONNEL SERVICES</b> |      |                      | \$26,171  | \$27,018       | \$32,632  | \$34,604         |  |  |  |
|                                 |      |                      | % CHANGE  | 3%             | 21%       | 6%               |  |  |  |
| SUPPLIES                        |      |                      |           |                |           |                  |  |  |  |
| DEPARTMENT                      | ACCT | ACCT DESC.           | LAST YEAR | CURRENT BUDGET | PROJECTED | REQUESTED BUDGET |  |  |  |
| 557                             | 203  | APPAREL              | \$0       | \$200          | \$200     | \$200            |  |  |  |
| 557                             | 205  | GENERAL SUPPLIES     | \$7       | \$500          | \$155     | \$500            |  |  |  |
| <b>TOTAL SUPPLIES</b>           |      |                      | \$7       | \$700          | \$355     | \$700            |  |  |  |
|                                 |      |                      | % CHANGE  |                | -49%      | 97%              |  |  |  |
| SERVICES                        |      |                      |           |                |           |                  |  |  |  |
| DEPARTMENT                      | ACCT | ACCT DESC.           | LAST YEAR | CURRENT BUDGET | PROJECTED | REQUESTED BUDGET |  |  |  |
| 557                             | 406  | PRO PRINTING         |           | \$5,000        | \$5,000   | \$5,000          |  |  |  |
| 557                             | 415  | LEGAL / PROFESSIONAL |           | \$57,000       | \$57,000  | \$100,000        |  |  |  |
| 557                             | 420  | DUES/SUBSCRIPTIONS   |           | \$1,500        | \$1,050   | \$1,500          |  |  |  |
| 557                             | 425  | TRAVEL/TRAINING      | \$805     | \$2,000        | \$0       | \$2,000          |  |  |  |
| 557                             | 450  | ANNUAL ALLIANCE FEE  | \$6,000   | \$6,000        | \$6,000   | \$6,000          |  |  |  |
| <b>TOTAL SERVICES</b>           |      |                      | \$6,805   | \$71,500       | \$69,050  | \$114,500        |  |  |  |
|                                 |      |                      | % CHANGE  |                | -3%       | 66%              |  |  |  |
| MISCELLANEOUS                   |      |                      |           |                |           |                  |  |  |  |
| DEPARTMENT                      | ACCT | ACCT DESC.           | LAST YEAR | CURRENT BUDGET | PROJECTED | REQUESTED BUDGET |  |  |  |
| 557                             | 510  | EMP APPRECIATION     | \$500     | \$0            | \$500     | \$500            |  |  |  |
| <b>TOTAL MISCELLANEOUS</b>      |      |                      | \$500     | \$0            | \$500     | \$500            |  |  |  |
|                                 |      |                      | % CHANGE  |                |           | 0%               |  |  |  |
| <b>TOTAL DEPARTMENT</b>         |      |                      | \$33,483  | \$99,218       | \$102,537 | \$150,304        |  |  |  |
|                                 |      |                      | % CHANGE  |                | 3%        | 47%              |  |  |  |

| CITY OF ANGLETON                |      |                    |           |                |           |                  |  |  |  |
|---------------------------------|------|--------------------|-----------|----------------|-----------|------------------|--|--|--|
| FISCAL BUDGET YEAR              |      |                    |           |                |           |                  |  |  |  |
| OCT. 1, 2021 TO SEPT. 30, 2022  |      |                    |           |                |           |                  |  |  |  |
| GENERAL                         |      | 01                 |           |                |           |                  |  |  |  |
| PUBLIC WORKS                    |      | 558                |           |                |           |                  |  |  |  |
| <b>PERSONNEL SERVICES</b>       |      |                    |           |                |           |                  |  |  |  |
| DEPARTMENT                      | ACCT | ACCT DESC.         | LAST YEAR | CURRENT BUDGET | PROJECTED | REQUESTED BUDGET |  |  |  |
| 558                             | 105  | SALARIES           | \$390,093 | \$371,358      | \$396,383 | \$387,745        |  |  |  |
| 558                             | 106  | ON CALL            | \$5,691   | \$5,200        | \$3,410   | \$5,200          |  |  |  |
| 558                             | 110  | OVERTIME           | \$42,116  | \$30,000       | \$30,000  | \$31,028         |  |  |  |
| 558                             | 115  | LONGEVITY          | \$5,040   | \$4,260        | \$7,968   | \$3,612          |  |  |  |
| 558                             | 125  | AUTO ALLOWANCE     | \$1,900   | \$2,400        | \$2,600   | \$1,440          |  |  |  |
| 558                             | 126  | CERTIFICATION      | \$2,641   | \$4,920        | \$5,586   | \$5,586          |  |  |  |
| 558                             | 128  | SPECIAL JOB PAY    | \$25      | \$0            | \$0       | \$1,440          |  |  |  |
| 558                             | 135  | FICA               | \$34,582  | \$31,843       | \$31,358  | \$32,584         |  |  |  |
| 558                             | 140  | HEALTH INSURANCE   | \$112,990 | \$114,527      | \$105,467 | \$117,431        |  |  |  |
| 558                             | 145  | WORKERS COMP       | \$20,796  | \$17,472       | \$11,486  | \$12,000         |  |  |  |
| 558                             | 155  | RETIREMENT         | \$54,588  | \$51,281       | \$55,852  | \$52,305         |  |  |  |
| <b>TOTAL PERSONNEL SERVICES</b> |      |                    | \$671,697 | \$633,261      | \$652,872 | \$650,372        |  |  |  |
|                                 |      |                    | % CHANGE  | -6%            | 3%        | 0%               |  |  |  |
| <b>SUPPLIES</b>                 |      |                    |           |                |           |                  |  |  |  |
| DEPARTMENT                      | ACCT | ACCT DESC.         | LAST YEAR | CURRENT BUDGET | PROJECTED | REQUESTED BUDGET |  |  |  |
| 558                             | 203  | APPAREL            | \$5,000   | \$4,500        | \$4,500   | \$5,000          |  |  |  |
| 558                             | 205  | GENERAL SUPPLIES   | \$8,586   | \$10,000       | \$10,000  | \$10,000         |  |  |  |
| 558                             | 210  | OFFICE SUPPLIES    | \$576     | \$700          | \$500     | \$500            |  |  |  |
| 558                             | 213  | SIGN MATERIAL      | \$13,867  | \$17,000       | \$17,000  | \$17,000         |  |  |  |
| 558                             | 215  | VEHICLE SUPPLIES   | \$4,904   | \$5,000        | \$4,000   | \$4,000          |  |  |  |
| 558                             | 216  | FUEL EXPENSE       | \$22,039  | \$14,625       | \$17,022  | \$18,000         |  |  |  |
| 558                             | 220  | EQUIPMENT SUPPLIES | \$14,963  | \$15,000       | \$15,000  | \$15,000         |  |  |  |
| 558                             | 221  | SMALL EQUIPMENT    | \$2,176   | \$3,000        | \$3,000   | \$3,000          |  |  |  |
| 558                             | 223  | EQUIPMENT RENTAL   | \$0       | \$1,500        | \$830     | \$1,500          |  |  |  |
| 558                             | 225  | CHEMICAL SUPPLIES  | \$0       | \$1,000        | \$0       | \$1,000          |  |  |  |
| <b>TOTAL SUPPLIES</b>           |      |                    | \$72,112  | \$72,325       | \$71,852  | \$75,000         |  |  |  |
|                                 |      |                    | % CHANGE  | 0%             | -1%       | 4%               |  |  |  |

| CITY OF ANGLETON                |      |                         |           |                |           |                  |  |  |  |
|---------------------------------|------|-------------------------|-----------|----------------|-----------|------------------|--|--|--|
| FISCAL BUDGET YEAR              |      |                         |           |                |           |                  |  |  |  |
| OCT. 1, 2021 TO SEPT. 30, 2022  |      |                         |           |                |           |                  |  |  |  |
| GENERAL                         |      | 01                      |           |                |           |                  |  |  |  |
| PUBLIC WORKS                    |      | 558                     |           |                |           |                  |  |  |  |
| REPAIR & MAINTENANCE            |      |                         |           |                |           |                  |  |  |  |
| DEPARTMENT                      | ACCT | ACCT DESC.              | LAST YEAR | CURRENT BUDGET | PROJECTED | REQUESTED BUDGET |  |  |  |
| 558                             | 305  | R&M VEHICLES            | \$7,500   | \$3,000        | \$5,000   | \$3,000          |  |  |  |
| 558                             | 310  | R&M EQUIPMENT           | \$50,000  | \$65,000       | \$50,000  | \$50,000         |  |  |  |
| 558                             | 315  | R&M INFRASTRUCTURE      | \$60,000  | \$60,000       | \$25,000  | \$25,000         |  |  |  |
| 558                             | 316  | TRAFFIC LIGHTS          | \$7,000   | \$8,000        | \$8,000   | \$8,000          |  |  |  |
| 558                             | 317  | ROAD PAINTING           | \$19,300  | \$20,000       | \$20,000  | \$6,000          |  |  |  |
| 558                             | 318  | SIDEWALKS               | \$29,750  | \$60,000       | \$60,000  | \$100,000        |  |  |  |
| 558                             | 320  | R&M BUILDING            | \$3,639   | \$65,000       | \$65,000  | \$65,000         |  |  |  |
| <b>TOTAL REPAIRS AND MAINT.</b> |      |                         | \$177,189 | \$281,000      | \$233,000 | \$257,000        |  |  |  |
|                                 |      |                         | % CHANGE  | 59%            | -17%      | 10%              |  |  |  |
| <b>SERVICES</b>                 |      |                         |           |                |           |                  |  |  |  |
| DEPARTMENT                      | ACCT | ACCT DESC.              | LAST YEAR | CURRENT BUDGET | PROJECTED | REQUESTED BUDGET |  |  |  |
| 558                             | 405  | PHONES                  | \$3,489   | \$5,000        | \$4,055   | \$2,160          |  |  |  |
| 558                             | 410  | UTILITIES               | \$180,314 | \$172,000      | \$156,438 | \$160,000        |  |  |  |
| 558                             | 411  | LIGHTS                  | \$1,366   | \$2,500        | \$2,500   | \$2,500          |  |  |  |
| 558                             | 415  | LEGAL/PROFESSIONAL      | \$29,952  | \$45,000       | \$45,000  | \$45,000         |  |  |  |
| 558                             | 420  | DUES/SUBSCRIPTIONS      | \$210     | \$500          | \$860     | \$860            |  |  |  |
| 558                             | 425  | TRAVEL/TRAINING         | \$760     | \$2,000        | \$5,000   | \$5,000          |  |  |  |
| 558                             | 455  | CONTRACT LABOR          | \$0       | \$0            | \$0       | \$0              |  |  |  |
| 558                             | 465  | SPECIAL EVENTS/PROJECTS | \$0       | \$2,000        | \$2,000   | \$2,000          |  |  |  |
| 558                             | 499  | MISCELLANEOUS           | \$0       | \$2,200        | \$2,200   | \$15,000         |  |  |  |
| <b>TOTAL SERVICES</b>           |      |                         | \$216,091 | \$231,200      | \$218,054 | \$232,520        |  |  |  |
|                                 |      |                         | % CHANGE  | 7%             | -6%       | 7%               |  |  |  |
| <b>MISCELLANEOUS</b>            |      |                         |           |                |           |                  |  |  |  |
| DEPARTMENT                      | ACCT | ACCT DESC.              | LAST YEAR | CURRENT BUDGET | PROJECTED | REQUESTED BUDGET |  |  |  |
| 558                             | 506  | VEHICLE INSURANCE       | \$11,857  | \$8,700        | \$6,090   | \$7,430          |  |  |  |
| 558                             | 510  | EMPLOYEE APPRECIATION   | \$250     | \$25           | \$25      | \$500            |  |  |  |
| 558                             | 520  | CONTINGENCY             | \$0       | \$25,000       | \$25,000  | \$25,000         |  |  |  |
| <b>TOTAL MISCELLANEOUS</b>      |      |                         | \$12,107  | \$33,725       | \$31,115  | \$32,930         |  |  |  |
|                                 |      |                         | % CHANGE  | 179%           | -8%       | 6%               |  |  |  |

| CITY OF ANGLETON                  |      |                   |             |                |             |                  |  |  |  |
|-----------------------------------|------|-------------------|-------------|----------------|-------------|------------------|--|--|--|
| FISCAL BUDGET YEAR                |      |                   |             |                |             |                  |  |  |  |
| OCT. 1, 2021 TO SEPT. 30, 2022    |      |                   |             |                |             |                  |  |  |  |
| GENERAL                           |      | 01                |             |                |             |                  |  |  |  |
| PUBLIC WORKS                      |      | 558               |             |                |             |                  |  |  |  |
| CAPITAL EXPENDITURES              |      |                   |             |                |             |                  |  |  |  |
| DEPARTMENT                        | ACCT | ACCT DESC.        | LAST YEAR   | CURRENT BUDGET | PROJECTED   | REQUESTED BUDGET |  |  |  |
| 558                               | 601  | VEHICLE CE        | \$0         | \$0            | \$0         | \$50,000         |  |  |  |
| 558                               | 612  | OVERLAYS          | \$0         | \$0            | \$0         | \$225,000        |  |  |  |
| 558                               | 613  | SIDEWALKS         | \$0         | \$0            | \$0         | \$0              |  |  |  |
| 558                               | 615  | INFRASTRUCTURE CE | \$0         | \$0            | \$0         | \$0              |  |  |  |
| 558                               | 625  | EQUIPMENT CE      | \$0         | \$0            | \$0         | \$0              |  |  |  |
| <b>TOTAL CAPITAL EXPENDITURES</b> |      |                   | \$0         | \$0            | \$0         | \$275,000        |  |  |  |
| <b>TOTAL DEPARTMENT</b>           |      | 558               | \$1,149,196 | \$1,251,511    | \$1,206,892 | \$1,522,822      |  |  |  |
|                                   |      |                   | % CHANGE    | 9%             | -4%         | 26%              |  |  |  |

| CITY OF ANGLETON               |      |                      |             |                |             |                  |
|--------------------------------|------|----------------------|-------------|----------------|-------------|------------------|
| FISCAL BUDGET YEAR             |      |                      |             |                |             |                  |
| OCT. 1, 2021 TO SEPT. 30, 2022 |      |                      |             |                |             |                  |
| GENERAL                        |      |                      |             |                |             |                  |
| NON DEPARTMENT                 |      |                      |             |                |             |                  |
| 01                             |      |                      |             |                |             |                  |
| 559                            |      |                      |             |                |             |                  |
| PERSONNEL SERVICES             |      |                      |             |                |             |                  |
| DEPARTMENT                     | ACCT | ACCT DESC.           | LAST YEAR   | CURRENT BUDGET | PROJECTED   | REQUESTED BUDGET |
| 559                            | 141  | INS. SUBSIDY         | \$33,147    | \$2,250        | \$555       | \$8,400          |
| 559                            | 142  | INS. COMMISSION      | \$26,130    | \$26,130       | \$0         | \$0              |
| TOTAL PERSONNEL SERVICES       |      |                      | \$59,277    | \$28,380       | \$555       | \$8,400          |
|                                |      |                      | % CHANGE    | -52%           | -98%        |                  |
| SERVICES                       |      |                      |             |                |             |                  |
| DEPARTMENT                     | ACCT | ACCT DESC.           | LAST YEAR   | CURRENT BUDGET | PROJECTED   | REQUESTED BUDGET |
| 559                            | 405  | PHONES               | \$33,935    | \$30,000       | \$28,820    | \$30,000         |
| 559                            | 422  | CITY CONNECT         | \$0         | \$0            | \$0         | \$15,000         |
| 559                            | 445  | SPECIAL SERVICES     | \$0         | \$0            | \$0         | \$8,800          |
| 559                            | 446  | LIBRARY CONTRIBUTION | \$0         | \$0            | \$0         | \$35,000         |
| 559                            | 447  | EMS CONTRIBUTION     | \$0         | \$0            | \$0         | \$96,000         |
| 559                            | 459  | REGIONAL TRANSPORT   | \$0         | \$0            | \$0         | \$41,080         |
| 559                            | 475  | BANK CHARGES         | \$7,576     | \$7,000        | \$7,000     | \$7,000          |
| 559                            | 479  | DEV. INCENTIVE       | \$36,459    | \$41,620       | \$2,065     | \$3,022          |
| 559                            | 480  | SOLID WASTE COST     | \$1,837,803 | \$1,819,016    | \$1,899,558 | \$1,947,047      |
| 559                            | 499  | MISCELLANEOUS        | \$12,285    | \$0            | \$52,888    | \$45,000         |
| TOTAL SERVICES                 |      |                      | \$1,928,058 | \$1,897,636    | \$1,990,331 | \$2,227,949      |
|                                |      |                      | % CHANGE    | -2%            | 5%          | 12%              |
| MISCELLANEOUS                  |      |                      |             |                |             |                  |
| DEPARTMENT                     | ACCT | ACCT DESC.           | LAST YEAR   | CURRENT BUDGET | PROJECTED   | REQUESTED BUDGET |
| 559                            | 505  | INSURANCE            |             |                |             | \$15,244         |
| 559                            | 506  | VEHICLE INSURANCE    |             |                |             |                  |
| 559                            | 520  | CONTINGENCY          | \$0         | \$68,500       | \$85,000    | \$55,610         |
| 559                            | 507  | BUILDING INSURANCE   |             |                |             | \$17,943         |
| 559                            | 555  | BAD DEBT EXPENSE     | \$26,423    | \$30,000       | \$30,000    | \$30,000         |
| TOTAL MISCELLANEOUS            |      |                      | \$26,423    | \$98,500       | \$115,000   | \$118,797        |
|                                |      |                      | % CHANGE    |                | 17%         | 3%               |

| CITY OF ANGLETON               |      |                          |             |                |             |                  |  |  |  |  |  |  |  |
|--------------------------------|------|--------------------------|-------------|----------------|-------------|------------------|--|--|--|--|--|--|--|
| FISCAL BUDGET YEAR             |      |                          |             |                |             |                  |  |  |  |  |  |  |  |
| OCT. 1, 2021 TO SEPT. 30, 2022 |      |                          |             |                |             |                  |  |  |  |  |  |  |  |
| GENERAL                        | 01   |                          |             |                |             |                  |  |  |  |  |  |  |  |
| NON DEPARTMENT                 | 559  |                          |             |                |             |                  |  |  |  |  |  |  |  |
| OTHER                          |      |                          |             |                |             |                  |  |  |  |  |  |  |  |
| DEPARTMENT                     | ACCT | ACCT DESC.               | LAST YEAR   | CURRENT BUDGET | PROJECTED   | REQUESTED BUDGET |  |  |  |  |  |  |  |
| 559                            | 707  | TRANSFER TO MC TECH      | \$11,100    | \$3,723        | \$3,723     | \$0              |  |  |  |  |  |  |  |
| 559                            | 713  | TRANSFER TO KAB          | \$31,650    | \$0            | \$0         | \$0              |  |  |  |  |  |  |  |
| 559                            | 726  | TRANSFER TO CITY REPAIRS | \$40,000    | \$0            | \$0         | \$0              |  |  |  |  |  |  |  |
|                                |      | TOTAL OTHER              | \$82,750    | \$3,723        | \$3,723     | \$0              |  |  |  |  |  |  |  |
|                                |      |                          | % CHANGE    | -96%           | 0%          | -100%            |  |  |  |  |  |  |  |
|                                |      |                          | \$2,096,508 | \$2,028,239    | \$2,109,609 | \$2,355,147      |  |  |  |  |  |  |  |
|                                |      |                          | % CHANGE    | -3%            | 4%          | 12%              |  |  |  |  |  |  |  |
|                                |      |                          |             |                |             |                  |  |  |  |  |  |  |  |



# City of Angleton - 2021/2022 Budget

## Street Fund Table of Contents

|                     | Page(s)  |
|---------------------|----------|
| <b>Summary</b>      | <b>1</b> |
| <hr/>               |          |
| <b>Revenues</b>     | <b>2</b> |
| <hr/>               |          |
| <b>Expenditures</b> | <b>3</b> |
| <hr/>               |          |

2021

# CURRENT

City of Angleton  
FY20/21 Preliminary Overlays

| Street/Location                     | From            | To                                  | Length (ft)  | Width (ft)        | Work Description  | For Office Use Only |
|-------------------------------------|-----------------|-------------------------------------|--------------|-------------------|-------------------|---------------------|
| Lostracco                           | Velasco         | South Front                         | 1285         | 20                | 1.5" Mill/Overlay | \$15,403.10         |
| Smith Place                         | Southside Drive | Downing                             | 120          | 20                | 1.5" Mill/Overlay | \$5,538.10          |
| Cotharn                             | Valderas        | N Rock Island to Cannan             | 2000         | 20                | 1.5" Mill/Overlay | 25,083.20           |
| East Miller                         | Downing         | Tinsley                             | 1300         | 30                | 1.5" Mill/Overlay | 22,247.30           |
| North Rock Island                   | East Cedar      | East Miller                         | 600          | 20                | 1.5" Mill/Overlay | 7,243.90            |
| Hurst Street                        | Miller          | Cedar                               | 600          | 20                | 1.5" Mill/Overlay | 7,306.30            |
| East Orange                         | Anderson        | South Arcola                        | 1100         | 20                | 1.5" Mill/Overlay | 12,298.60           |
| Alley behind 1200-1216 to N Velasco | Richmond        | End of pavement past drainage ditch | 835          | 20                | 1.5" Mill/Overlay | 37,649.79           |
| Alley off Hospital Drive            | Hospital Drive  | Last Driveway                       | 550          | 20                | 1.5" Mill/Overlay | 19,781.29           |
| South Hancock                       | W Munson        | W Kiber                             | 212          | 20                | 1.5" Mill/Overlay | 4,137.40            |
| South Front                         | W Cemetery      | County Maint. Line (BUR. SHOP)      | 1105         | 20                | 1.5" Mill/Overlay | 10,653.20           |
| E Myrtle St                         | N Front St      | N Chenango St                       | 750          | 45                | 1.5" Mill/Overlay | 8,302.90            |
| <b>TOTAL</b>                        |                 |                                     | <b>10457</b> | <b>1.98 miles</b> |                   |                     |

AAA ASPHALT PAVING INC.  
MILLING MACHINE RENTAL  
\$6499.00 / DAY

ESTIMATED 5 DAYS

\$175,645.08  
\$32,495.00  
\$208,140.08

EST TO START IN AUG 21

**PROPOSED**

City of Angleton  
FY 21/22 Preliminary Overlays

| Street/Location | From         | To              | Length (ft) | Width (ft) | Work Description  | For Office Use Only |
|-----------------|--------------|-----------------|-------------|------------|-------------------|---------------------|
| GROVE DR        | SOUTHSIDE DR | CEMETERY        | 1200        | 20         | 1.5" Mill/Overlay |                     |
| SOUTH CHENANGO  | EAST ORANGE  | EAST PEACH      | 320         | 45         | 1.5" Mill/Overlay |                     |
| PECAN ST        | N DOWNING    | MULBERRY (SH35) | 420         | 20         | 1.5" Mill/Overlay |                     |
| Ash             | 288          | CHENANGO        | 355         | 69         | 1.5" Mill/Overlay |                     |
| N CHENANGO      | HWY 35       | LOCUST          | 1044        | 63         | 1.5" Mill/Overlay |                     |
| ARCOLA          | HWY 35       | E LIVE OAK      | 1400        | 75         | 1.5" Mill/Overlay |                     |
| MORNINGSIDE     | DOWNING      | SHADY LN        | 862         | 52         | 1.5" Mill/Overlay |                     |
| N CHENANGO      | E LIVE OAK   | E CEDAR         | 374         | 69         | 1.5" Mill/Overlay |                     |
| CHESTNUT        | LOSTRACCO    | BEECHNUT        | 810         | 42         | 1.5" Mill/Overlay |                     |
| BEECHNUT        | FRONT        | CHESTNUT        | 999         | 54         | 1.5" Mill/Overlay |                     |
| WALNUT          | LOSTRACCO    | BEECHNUT        | 818         | 46         | 1.5" Mill/Overlay |                     |
| MAGNOLIA        | HWY 288 B    | ARCOLA          | 770         | 68         | 1.5" Mill/Overlay |                     |
|                 |              | TOTAL           | 9372        | 1.78 MILES |                   |                     |

\$0.00

Vine  
Park Lane  
Whist  
Western

LIMIT IS 2 mi total



| CITY OF ANGLETON               |      |                            |           |                |           |                  |
|--------------------------------|------|----------------------------|-----------|----------------|-----------|------------------|
| FISCAL BUDGET YEAR             |      |                            |           |                |           |                  |
| OCT. 1, 2021 TO SEPT. 30, 2022 |      |                            |           |                |           |                  |
| STREET FUND                    |      |                            |           |                |           |                  |
| REVENUE                        |      |                            |           |                |           |                  |
|                                |      | 02                         |           |                |           |                  |
|                                |      | 300                        |           |                |           |                  |
|                                |      |                            |           |                |           |                  |
|                                |      |                            |           |                |           |                  |
|                                |      |                            |           |                |           |                  |
| MISCELLANEOUS                  |      |                            |           |                |           |                  |
| DEPARTMENT                     | ACCT | ACCT DESC.                 | LAST YEAR | CURRENT BUDGET | PROJECTED | REQUESTED BUDGET |
| 300                            | 800  | INTEREST INCOME            | \$20,511  | \$25,000       | \$6,651   | \$5,000          |
| 300                            | 899  | MISCELLANEOUS              |           |                |           |                  |
| <b>TOTAL MISCELLANEOUS</b>     |      |                            | \$20,511  | \$25,000       | \$6,651   | \$5,000          |
|                                |      |                            | % CHANGE  | 22%            | -73%      | -25%             |
|                                |      |                            |           |                |           |                  |
| TRANSFERS                      |      |                            |           |                |           |                  |
| DEPARTMENT                     | ACCT | ACCT DESC.                 | LAST YEAR | CURRENT BUDGET | PROJECTED | REQUESTED BUDGET |
| 300                            | 902  | TRANSFER FROM FUND BALANCE | \$0       | \$2,795,000    | \$282,183 | \$2,400,000      |
| <b>TOTAL TRANSFERS</b>         |      |                            | \$0       | \$2,795,000    | \$282,183 | \$2,400,000      |
|                                |      |                            |           |                |           |                  |
|                                |      |                            |           |                |           |                  |
| <b>TOTAL REVENUE</b>           | 300  |                            | \$20,511  | \$2,820,000    | \$288,834 | \$2,405,000      |
|                                |      |                            | % CHANGE  |                | -90%      |                  |



## City of Angleton - 2021/2022 Budget

### Utility (Water) Fund Table of Contents

|                             | Page(s) |
|-----------------------------|---------|
| Summary                     | 1-2     |
| Revenues                    | 3-4     |
| Expenditures Chart          | 5       |
| Collections Department      | 6-7     |
| Water Department            | 8-10    |
| Sewer Department            | 11-12   |
| Plant Operations Department | 13-14   |




PROJECTS INCLUDED IN BUDGET

| <u>DEPARTMENT</u> | <u>PROJECT NAME</u>         | <u>FY 21-22 \$7 RATE INCREASE</u> | <u>DEPT. TOTALS</u> |
|-------------------|-----------------------------|-----------------------------------|---------------------|
| UTILITY           | FIRE HYDRANT REPLACEMENTS   | \$ 25,000                         |                     |
| UTILITY           | WATER LINE PROJECT          | \$ 50,000                         | \$ 75,000 WATER     |
| UTILITY           | SEWER LINE PROJECT          | \$ 150,000                        |                     |
| UTILITY           | EXCAVATOR                   | \$ -                              | \$ 150,000 SEWER    |
| UTILITY           | WATER TREATMENT MEMBRANE    | \$ 25,000                         |                     |
| UTILITY           | LIFT STATION REHABILITATION | \$ 200,000                        | \$ 225,000 WT PLANT |
|                   |                             | \$ 450,000                        | \$ 450,000          |

| CITY OF ANGLETON                   |      |                     |             |                |             |                  |  |  |  |
|------------------------------------|------|---------------------|-------------|----------------|-------------|------------------|--|--|--|
| FISCAL BUDGET YEAR                 |      |                     |             |                |             |                  |  |  |  |
| OCT. 1, 2021 TO SEPT. 30, 2022     |      |                     |             |                |             |                  |  |  |  |
| UTILITY WATER/SEWER FUND           |      | 03                  |             |                |             |                  |  |  |  |
| REVENUE                            |      | 300                 |             |                |             |                  |  |  |  |
| UTILITIES INCOME                   |      |                     |             |                |             |                  |  |  |  |
| DEPARTMENT                         | ACCT | ACCT DESC.          | LAST YEAR   | CURRENT BUDGET | PROJECTED   | REQUESTED BUDGET |  |  |  |
| 300                                | 300  | WATER INCOME        | \$3,560,456 | \$4,178,951    | \$4,220,998 | \$4,555,418      |  |  |  |
| 300                                | 301  | WATER REVENUE       | \$4,012     | \$25,000       | \$810       | \$826            |  |  |  |
| 300                                | 303  | CAF - WATER         | \$2,684     | \$70,406       | \$7,360     | \$7,508          |  |  |  |
| 300                                | 305  | SEWER INCOME        | \$1,837,099 | \$2,257,289    | \$2,271,385 | \$2,918,890      |  |  |  |
| 300                                | 306  | DOMESTIC SEWER      | \$174,639   | \$190,000      | \$204,594   | \$208,686        |  |  |  |
| 300                                | 307  | CAF - SEWER         | \$10,641    | \$43,203       | \$29,186    | \$29,769         |  |  |  |
| 300                                | 311  | RECYCLING INCOME    | \$2,871     | \$3,200        | \$2,900     | \$2,958          |  |  |  |
| 300                                | 315  | CONNECTION INCOME   | \$16,975    | \$20,000       | \$18,000    | \$18,360         |  |  |  |
| 300                                | 320  | PENALTY INCOME      | \$151,194   | \$222,000      | \$123,718   | \$126,192        |  |  |  |
| 300                                | 325  | WATER TAPS          | \$26,375    | \$32,175       | \$23,529    | \$23,999         |  |  |  |
| 300                                | 330  | SEWER TAPS          | \$21,075    | \$28,600       | \$19,286    | \$19,671         |  |  |  |
| 300                                | 331  | 2-WEEK CLEAN UP FEE | \$410       | \$250          | \$274       | \$280            |  |  |  |
| 300                                | 333  | TRANSFER FEES       | \$1,629     | \$1,500        | \$1,843     | \$1,880          |  |  |  |
| 300                                | 334  | RECONNECT FEES      | \$93,025    | \$210,000      | \$75,214    | \$76,719         |  |  |  |
| <b>TOTAL UTILITIES INCOME</b>      |      |                     | \$5,903,085 | \$7,282,574    | \$6,999,096 | \$7,991,156      |  |  |  |
|                                    |      |                     | % CHANGE    | 23%            | -4%         | 10%              |  |  |  |
| FINES & PENALTIES                  |      |                     |             |                |             |                  |  |  |  |
| DEPARTMENT                         | ACCT | ACCT DESC.          | LAST YEAR   | CURRENT BUDGET | PROJECTED   | REQUESTED BUDGET |  |  |  |
| 300                                | 407  | USER FEE REVENUE    | \$33,686    | \$38,000       | \$35,403    | \$36,111         |  |  |  |
| <b>TOTAL FINES &amp; PENALTIES</b> |      |                     | \$33,686    | \$38,000       | \$35,403    | \$36,111         |  |  |  |
|                                    |      |                     | % CHANGE    | 13%            | -7%         | -5%              |  |  |  |

| CITY OF ANGLETON               |      |                                    |             |                |             |                  |
|--------------------------------|------|------------------------------------|-------------|----------------|-------------|------------------|
| FISCAL BUDGET YEAR             |      |                                    |             |                |             |                  |
| OCT. 1, 2021 TO SEPT. 30, 2022 |      |                                    |             |                |             |                  |
| UTILITY WATER/SEWER FUND       |      |                                    |             |                |             |                  |
| REVENUE                        |      |                                    |             |                |             |                  |
| 03                             |      |                                    |             |                |             |                  |
| 300                            |      |                                    |             |                |             |                  |
| MISCELLANEOUS                  |      |                                    |             |                |             |                  |
| DEPARTMENT                     | ACCT | ACCT DESC.                         | LAST YEAR   | CURRENT BUDGET | PROJECTED   | REQUESTED BUDGET |
| 300                            | 800  | INTEREST INCOME                    | \$13,526    | \$22,600       | \$4,793     | \$5,000          |
| 300                            | 895  | CLEARWIRE AGREEMENT                | \$21,406    | \$42,000       | \$42,000    | \$32,755         |
| 300                            | 898  | GAIN / LOSS SALE OF ASSET          |             |                | \$4,200     | \$10,000         |
| 300                            | 899  | MISCELLANEOUS                      | \$2,451     | \$10,000       | \$3,466     | \$18,803         |
| <b>TOTAL MISCELLANEOUS</b>     |      |                                    | \$37,383    | \$74,600       | \$54,459    | \$66,558         |
|                                |      |                                    | % CHANGE    | 100%           | -27%        | -11%             |
| TRANSFERS                      |      |                                    |             |                |             |                  |
| DEPARTMENT                     | ACCT | ACCT DESC.                         | LAST YEAR   | CURRENT BUDGET | PROJECTED   | REQUESTED BUDGET |
| 300                            | 901  | TRANSFER FROM FUND BALANCE         |             |                |             | \$450,000        |
| 300                            | 902  | TRANSFER FROM GENERAL FUND BALANCE |             |                |             | (\$852,078)      |
| 300                            | 903  | TRANSFER FROM WATER FUND           | \$0         | \$0            | \$0         | (\$402,078)      |
| <b>TOTAL TRANSFERS</b>         |      |                                    |             |                |             |                  |
| <b>TOTAL REVENUE</b>           | 300  |                                    | \$5,974,154 | \$7,395,174    | \$7,088,958 | \$7,691,748      |
|                                |      |                                    | % CHANGE    | 24%            | -4%         | 4%               |

# REQUESTED UTILITY BUDGET EXPENDITURES



| CITY OF ANGLETON                |      |                      |           |                |           |                  |  |  |  |
|---------------------------------|------|----------------------|-----------|----------------|-----------|------------------|--|--|--|
| FISCAL BUDGET YEAR              |      |                      |           |                |           |                  |  |  |  |
| OCT. 1, 2021 TO SEPT. 30, 2022  |      |                      |           |                |           |                  |  |  |  |
| WATER                           |      |                      |           |                |           |                  |  |  |  |
| UTILITY COLLECTIONS             |      |                      |           |                |           |                  |  |  |  |
| 03                              |      |                      |           |                |           |                  |  |  |  |
| 560                             |      |                      |           |                |           |                  |  |  |  |
| PERSONNEL SERVICES              |      |                      |           |                |           |                  |  |  |  |
| DEPARTMENT                      | ACCT | ACCT DESC.           | LAST YEAR | CURRENT BUDGET | PROJECTED | REQUESTED BUDGET |  |  |  |
| 560                             | 105  | SALARIES             | \$101,171 | \$123,452      | \$126,977 | \$145,092        |  |  |  |
| 560                             | 110  | OVERTIME             | \$752     | \$600          | \$1,291   | \$2,766          |  |  |  |
| 560                             | 115  | LONGEVITY            | \$1,080   | \$1,080        | \$1,140   | \$1,140          |  |  |  |
| 560                             | 135  | FICA                 | \$7,076   | \$8,498        | \$9,714   | \$11,398         |  |  |  |
| 560                             | 140  | HEALTH INSURANCE     | \$31,506  | \$38,175       | \$36,725  | \$46,706         |  |  |  |
| 560                             | 145  | WORKERS COMP         | \$657     | \$244          | \$244     | \$659            |  |  |  |
| 560                             | 155  | RETIREMENT           | \$12,795  | \$13,686       | \$15,593  | \$17,850         |  |  |  |
| <b>TOTAL PERSONNEL SERVICES</b> |      |                      | \$160,950 | \$193,220      | \$191,684 | \$225,612        |  |  |  |
|                                 |      |                      | % CHANGE  | 20%            | -1%       | 17%              |  |  |  |
| SUPPLIES                        |      |                      |           |                |           |                  |  |  |  |
| DEPARTMENT                      | ACCT | ACCT DESC.           | LAST YEAR | CURRENT BUDGET | PROJECTED | REQUESTED BUDGET |  |  |  |
| 560                             | 203  | APPAREL              | \$147     | \$1,065        | \$1,000   | \$1,000          |  |  |  |
| 560                             | 205  | GENERAL SUPPLIES     | \$1,008   | \$650          | \$720     | \$1,000          |  |  |  |
| 560                             | 211  | POSTAGE              | \$40,940  | \$49,000       | \$45,490  | \$47,000         |  |  |  |
| 560                             | 220  | EQUIPMENT SUPPLIES   | \$2,501   | \$3,500        | \$3,500   | \$3,500          |  |  |  |
| 560                             | 225  | BILLING SUPPLIES     | \$5,092   | \$6,500        | \$4,672   | \$6,500          |  |  |  |
| <b>TOTAL SUPPLIES</b>           |      |                      | \$49,688  | \$60,715       | \$55,382  | \$59,000         |  |  |  |
|                                 |      |                      | % CHANGE  | 22%            | -9%       | -3%              |  |  |  |
| REPAIR & MAINTENANCE            |      |                      |           |                |           |                  |  |  |  |
| DEPARTMENT                      | ACCT | ACCT DESC.           | LAST YEAR | CURRENT BUDGET | PROJECTED | REQUESTED BUDGET |  |  |  |
| 560                             | 310  | R&M EQUIPMENT        | \$20,873  | \$23,000       | \$23,583  | \$23,000         |  |  |  |
| <b>TOTAL REPAIRS AND MAINT.</b> |      |                      | \$20,873  | \$23,000       | \$23,583  | \$23,000         |  |  |  |
|                                 |      |                      | % CHANGE  | 10%            | 3%        | 0%               |  |  |  |
| SERVICES                        |      |                      |           |                |           |                  |  |  |  |
| DEPARTMENT                      | ACCT | ACCT DESC.           | LAST YEAR | CURRENT BUDGET | PROJECTED | REQUESTED BUDGET |  |  |  |
| 560                             | 405  | PHONES               | \$600     | \$720          | \$720     | \$720            |  |  |  |
| 560                             | 415  | LEGAL / PROFESSIONAL | \$0       | \$5,000        | \$0       | \$3,000          |  |  |  |
| 560                             | 425  | TRAVEL/TRAINING      | \$0       | \$1,000        | \$146     | \$1,000          |  |  |  |
| 560                             | 476  | CREDIT CARD FEES     | \$17,047  | \$20,000       | \$29,517  | \$30,000         |  |  |  |
| 560                             | 477  | INTERNET CC FEES     | \$28,457  | \$35,000       | \$47,327  | \$47,500         |  |  |  |
| <b>TOTAL SERVICES</b>           |      |                      | \$46,104  | \$61,720       | \$77,709  | \$82,220         |  |  |  |
|                                 |      |                      | % CHANGE  | 34%            | 26%       | 33%              |  |  |  |

| CITY OF ANGLETON                  |      |                          |           |                |           |                  |  |  |  |
|-----------------------------------|------|--------------------------|-----------|----------------|-----------|------------------|--|--|--|
| FISCAL BUDGET YEAR                |      |                          |           |                |           |                  |  |  |  |
| OCT. 1, 2021 TO SEPT. 30, 2022    |      |                          |           |                |           |                  |  |  |  |
| UTILITY                           |      |                          |           |                |           |                  |  |  |  |
| UTILITY COLLECTIONS               |      |                          |           |                |           |                  |  |  |  |
|                                   |      | 03                       |           |                |           |                  |  |  |  |
|                                   |      | 560                      |           |                |           |                  |  |  |  |
| MISCELLANEOUS                     |      |                          |           |                |           |                  |  |  |  |
| DEPARTMENT                        | ACCT | ACCT DESC.               | LAST YEAR | CURRENT BUDGET | PROJECTED | REQUESTED BUDGET |  |  |  |
| 560                               | 507  | BUILDING INSURANCE       | \$63,232  | \$65,000       | \$27,632  | \$30,000         |  |  |  |
| 560                               | 535  | LEASE PAYMENTS           | \$2,715   | \$3,400        | \$3,262   | \$3,400          |  |  |  |
| 560                               | 555  | BAD DEBT EXPENSE         | \$0       | \$75,000       | \$75,000  | \$70,000         |  |  |  |
| <b>TOTAL MISCELLANEOUS</b>        |      |                          | \$65,947  | \$143,400      | \$105,894 | \$103,400        |  |  |  |
|                                   |      |                          | % CHANGE  | 117%           | -26%      | -2%              |  |  |  |
| <b>CAPITAL EXPENDITURES</b>       |      |                          |           |                |           |                  |  |  |  |
| DEPARTMENT                        | ACCT | ACCT DESC.               | LAST YEAR | CURRENT BUDGET | PROJECTED | REQUESTED BUDGET |  |  |  |
| 560                               | 625  | EQUIPMENT CE             | \$396     | \$1,200        | \$1,200   | \$3,000          |  |  |  |
| <b>TOTAL CAPITAL EXPENDITURES</b> |      |                          | \$396     | \$1,200        | \$1,200   | \$3,000          |  |  |  |
|                                   |      |                          | % CHANGE  | 203%           | 0%        | 150%             |  |  |  |
| <b>OTHER</b>                      |      |                          |           |                |           |                  |  |  |  |
| DEPARTMENT                        | ACCT | ACCT DESC.               | LAST YEAR | CURRENT BUDGET | PROJECTED | REQUESTED BUDGET |  |  |  |
| 560                               | 700  | TRANSFER TO FUND BALANCE | \$119,751 | \$8,951        | \$0       | \$0              |  |  |  |
| 560                               | 701  | TRANSFER TO ENTERPRISE   | \$0       | \$22,600       | \$0       | \$22,600         |  |  |  |
| 560                               | 719  | TRANSFER TO CAPITAL LOAN | \$9,350   | \$10,200       | \$10,200  | \$10,200         |  |  |  |
| <b>TOTAL OTHER</b>                |      |                          | \$167,562 | \$43,738       | \$12,187  | \$32,800         |  |  |  |
|                                   |      |                          | % CHANGE  | -74%           | -72%      | 169%             |  |  |  |
| <b>TOTAL DEPARTMENT</b>           | 560  |                          | \$511,520 | \$526,993      | \$464,764 | \$529,032        |  |  |  |
|                                   |      |                          | % CHANGE  | 3%             | -12%      | 14%              |  |  |  |

CITY OF ANGLETON  
 FISCAL BUDGET YEAR  
 OCT. 1, 2021 TO SEPT. 30, 2022  
 UTILITY  
 WATER

03  
 565

**PERSONNEL SERVICES**

| DEPARTMENT                      | ACCT | ACCT DESC.       | LAST YEAR | CURRENT BUDGET | PROJECTED | REQUESTED BUDGET |
|---------------------------------|------|------------------|-----------|----------------|-----------|------------------|
| 565                             | 105  | SALARIES         | \$284,689 | \$348,031      | \$342,828 | \$340,599        |
| 565                             | 106  | ON CALL          | \$5,996   | \$6,000        | \$5,168   | \$6,000          |
| 565                             | 110  | OVERTIME         | \$33,768  | \$30,000       | \$38,524  | \$25,189         |
| 565                             | 115  | LONGEVITY        | \$4,466   | \$4,944        | \$5,000   | \$3,636          |
| 565                             | 125  | AUTO ALLOWANCE   | \$4,350   | \$3,600        | \$3,900   | \$2,160          |
| 565                             | 126  | CERTIFICATION    | \$5,319   | \$3,500        | \$8,852   | \$4,671          |
| 565                             | 128  | SPECIAL JOB PAY  | \$0       | \$0            | \$0       | \$480            |
| 565                             | 135  | FICA             | \$29,011  | \$29,801       | \$26,312  | \$28,820         |
| 565                             | 140  | HEALTH INSURANCE | \$72,918  | \$89,076       | \$73,987  | \$93,411         |
| 565                             | 143  | PHONE ALLOWANCE  | \$72      | \$0            | \$504     | \$0              |
| 565                             | 145  | WORKERS COMP     | \$8,720   | \$10,905       | \$9,816   | \$10,000         |
| 565                             | 155  | RETIREMENT       | \$41,690  | \$43,777       | \$44,090  | \$46,263         |
| <b>TOTAL PERSONNEL SERVICES</b> |      |                  | \$517,391 | \$570,134      | \$558,980 | \$561,228        |
|                                 |      |                  | % CHANGE  | 10%            | -2%       | 0%               |

**SUPPLIES**

| DEPARTMENT            | ACCT | ACCT DESC.         | LAST YEAR   | CURRENT BUDGET | PROJECTED   | REQUESTED BUDGET |
|-----------------------|------|--------------------|-------------|----------------|-------------|------------------|
| 565                   | 203  | APPAREL            | \$3,478     | \$4,000        | \$2,961     | \$4,000          |
| 565                   | 205  | GENERAL SUPPLIES   | \$7,277     | \$9,000        | \$9,092     | \$10,000         |
| 565                   | 210  | OFFICE SUPPLIES    | \$3,694     | \$5,000        | \$4,000     | \$5,000          |
| 565                   | 215  | VEHICLE SUPPLIES   | \$3,125     | \$3,500        | \$3,500     | \$3,500          |
| 565                   | 216  | FUEL EXPENSE       | \$13,989    | \$18,000       | \$11,903    | \$18,000         |
| 565                   | 220  | EQUIPMENT SUPPLIES | \$2,205     | \$3,000        | \$4,000     | \$5,000          |
| 565                   | 221  | SMALL EQUIPMENT    | \$1,105     | \$4,000        | \$3,000     | \$3,000          |
| 565                   | 224  | WATER PURCHASES    | \$2,174,040 | \$2,154,960    | \$2,154,000 | \$2,294,820      |
| 565                   | 225  | CHEMICAL SUPPLIES  | \$12,527    | \$10,000       | \$5,611     | \$10,000         |
| 565                   | 226  | CHEMICALS          | \$0         | \$0            | \$0         | \$500            |
| <b>TOTAL SUPPLIES</b> |      |                    | \$2,221,439 | \$2,211,460    | \$2,198,067 | \$2,353,820      |
|                       |      |                    | % CHANGE    | 0%             | -1%         | 7%               |

| CITY OF ANGLETON                |      |                       |           |                |           |                  |           |     |  |
|---------------------------------|------|-----------------------|-----------|----------------|-----------|------------------|-----------|-----|--|
| FISCAL BUDGET YEAR              |      |                       |           |                |           |                  |           |     |  |
| OCT. 1, 2021 TO SEPT. 30, 2022  |      |                       |           |                |           |                  |           |     |  |
| UTILITY                         |      | 03                    |           |                |           |                  |           |     |  |
| WATER                           |      | 565                   |           |                |           |                  |           |     |  |
| <b>REPAIR &amp; MAINTENANCE</b> |      |                       |           |                |           |                  |           |     |  |
| DEPARTMENT                      | ACCT | ACCT DESC.            | LAST YEAR | CURRENT BUDGET | PROJECTED | REQUESTED BUDGET |           |     |  |
| 565                             | 305  | R&M VEHICLES          | \$4,993   | \$5,000        | \$5,000   | \$5,000          | \$5,000   |     |  |
| 565                             | 310  | R&M EQUIPMENT         | \$8,532   | \$10,000       | \$7,000   | \$8,000          | \$8,000   |     |  |
| 565                             | 311  | METERS                | \$24,008  | \$10,000       | \$10,000  | \$40,000         | \$40,000  |     |  |
| 565                             | 315  | R&M INFRASTRUCTURE    | \$81,916  | \$100,000      | \$100,000 | \$120,000        | \$120,000 |     |  |
| 565                             | 320  | R&M BUILDINGS         | \$11,315  | \$35,000       | \$30,000  | \$30,000         | \$30,000  |     |  |
| 565                             | 330  | HYDRANT PAINTING      | \$0       | \$7,500        | \$7,500   | \$25,000         | \$25,000  |     |  |
| <b>TOTAL REPAIRS AND MAINT.</b> |      |                       | \$130,765 | \$167,500      | \$159,500 | \$228,000        | \$228,000 | 43% |  |
|                                 |      |                       | % CHANGE  | 28%            | -5%       |                  |           |     |  |
| <b>SERVICES</b>                 |      |                       |           |                |           |                  |           |     |  |
| DEPARTMENT                      | ACCT | ACCT DESC.            | LAST YEAR | CURRENT BUDGET | PROJECTED | REQUESTED BUDGET |           |     |  |
| 565                             | 405  | PHONES                | \$10,340  | \$10,000       | \$9,962   | \$10,000         | \$10,000  |     |  |
| 565                             | 410  | UTILITIES             | \$39,560  | \$46,000       | \$46,000  | \$46,000         | \$46,000  |     |  |
| 565                             | 415  | LEGAL/PROFESSIONAL    | \$29,812  | \$45,000       | \$45,000  | \$45,000         | \$45,000  |     |  |
| 565                             | 416  | REGULATORY FEES       | \$24,544  | \$30,000       | \$46,423  | \$30,000         | \$30,000  |     |  |
| 565                             | 417  | LABORATORY FEES       | \$25,163  | \$25,000       | \$23,158  | \$25,000         | \$25,000  |     |  |
| 565                             | 420  | DUES/SUBSCRIPTIONS    | \$160     | \$310          | \$310     | \$860            | \$860     |     |  |
| 565                             | 425  | TRAVEL/TRAINING       | \$3,806   | \$4,000        | \$4,000   | \$4,000          | \$4,000   |     |  |
| 565                             | 440  | RENTAL EXPENSE        | \$0       | \$500          | \$500     | \$1,000          | \$1,000   |     |  |
| 565                             | 455  | CONTRACT LABOR        | \$0       | \$0            | \$6,548   | \$7,000          | \$7,000   |     |  |
| <b>TOTAL SERVICES</b>           |      |                       | \$133,385 | \$160,810      | \$181,901 | \$168,860        | \$168,860 | -7% |  |
|                                 |      |                       | % CHANGE  | 21%            | 13%       |                  |           |     |  |
| <b>MISCELLANEOUS</b>            |      |                       |           |                |           |                  |           |     |  |
| DEPARTMENT                      | ACCT | ACCT DESC.            | LAST YEAR | CURRENT BUDGET | PROJECTED | REQUESTED BUDGET |           |     |  |
| 565                             | 506  | VEHICLE INSURANCE     | \$2,050   | \$2,610        | \$14,260  | \$17,397         | \$17,397  |     |  |
| 565                             | 510  | EMPLOYEE APPRECIATION | \$0       | \$275          | \$275     | \$300            | \$300     |     |  |
| 565                             | 520  | CONTINGENCY           | \$2,929   | \$25,000       | \$25,000  | \$25,000         | \$25,000  |     |  |
| 565                             | 532  | INTEREST EXPENSE      | \$9,980   | \$0            | \$0       | \$0              | \$0       |     |  |
| 565                             | 535  | LEASE PAYMENTS        | \$2,750   | \$2,500        | \$3,000   | \$3,000          | \$3,000   |     |  |
| 565                             | 550  | EMERG MANAGEMENT      | \$19,779  | \$25,000       | \$8,025   | \$30,000         | \$30,000  |     |  |
| 565                             | 599  | MISCELLANEOUS         | \$301     | \$8,000        | \$0       | \$8,000          | \$8,000   |     |  |
| <b>TOTAL MISCELLANEOUS</b>      |      |                       | \$37,789  | \$63,385       | \$50,560  | \$83,697         | \$83,697  | 66% |  |
|                                 |      |                       | % CHANGE  | 68%            | -20%      |                  |           |     |  |

|                                   |  |             |  |                     |  |                  |  |                       |  |                  |  |                         |  |
|-----------------------------------|--|-------------|--|---------------------|--|------------------|--|-----------------------|--|------------------|--|-------------------------|--|
| CITY OF ANGLETON                  |  |             |  |                     |  |                  |  |                       |  |                  |  |                         |  |
| FISCAL BUDGET YEAR                |  |             |  |                     |  |                  |  |                       |  |                  |  |                         |  |
| OCT. 1, 2021 TO SEPT. 30, 2022    |  |             |  |                     |  |                  |  |                       |  |                  |  |                         |  |
| UTILITY                           |  | 03          |  |                     |  |                  |  |                       |  |                  |  |                         |  |
| WATER                             |  | 565         |  |                     |  |                  |  |                       |  |                  |  |                         |  |
| <b>CAPITAL EXPENDITURES</b>       |  |             |  |                     |  |                  |  |                       |  |                  |  |                         |  |
| <b>DEPARTMENT</b>                 |  | <b>ACCT</b> |  | <b>ACCT DESC.</b>   |  | <b>LAST YEAR</b> |  | <b>CURRENT BUDGET</b> |  | <b>PROJECTED</b> |  | <b>REQUESTED BUDGET</b> |  |
| 565                               |  | 605         |  | LEASE/PURCHASE CE   |  | \$0              |  | \$10,000              |  | \$10,000         |  | \$15,000                |  |
| 565                               |  | 610         |  | UPGRADE EXIST LINE  |  | \$12,515         |  | \$50,000              |  | \$210            |  | \$50,000                |  |
| <b>TOTAL CAPITAL EXPENDITURES</b> |  |             |  |                     |  | \$12,515         |  | \$60,000              |  | \$10,210         |  | \$65,000                |  |
| <b>OTHER</b>                      |  |             |  |                     |  |                  |  |                       |  |                  |  |                         |  |
| <b>DEPARTMENT</b>                 |  | <b>ACCT</b> |  | <b>ACCT DESC.</b>   |  | <b>LAST YEAR</b> |  | <b>CURRENT BUDGET</b> |  | <b>PROJECTED</b> |  | <b>REQUESTED BUDGET</b> |  |
| 565                               |  | 701         |  | TRANSFER TO GENERAL |  | \$0              |  | \$0                   |  | \$0              |  | \$0                     |  |
| 565                               |  | 705         |  | TRANSFER TO DEBT SE |  | \$2,001          |  | \$649,387             |  | \$649,386        |  | \$649,386               |  |
| <b>TOTAL OTHER</b>                |  |             |  |                     |  | \$2,001          |  | \$649,387             |  | \$649,386        |  | \$649,386               |  |
|                                   |  |             |  |                     |  | % CHANGE         |  | 32358%                |  | 0%               |  | 0%                      |  |
| <b>TOTAL DEPARTMENT</b>           |  | <b>565</b>  |  |                     |  | \$3,055,285      |  | \$3,882,676           |  | \$3,808,603      |  | \$4,109,991             |  |
|                                   |  |             |  |                     |  | % CHANGE         |  | 27%                   |  | -2%              |  | 8%                      |  |

| CITY OF ANGLETON                |      |                    |           |                |           |                  |  |  |  |
|---------------------------------|------|--------------------|-----------|----------------|-----------|------------------|--|--|--|
| FISCAL BUDGET YEAR              |      |                    |           |                |           |                  |  |  |  |
| OCT. 1, 2021 TO SEPT. 30, 2022  |      |                    |           |                |           |                  |  |  |  |
| UTILITY                         |      |                    |           |                |           |                  |  |  |  |
| SEWER                           |      |                    |           |                |           |                  |  |  |  |
| 03                              |      |                    |           |                |           |                  |  |  |  |
| 570                             |      |                    |           |                |           |                  |  |  |  |
| <b>PERSONNEL SERVICES</b>       |      |                    |           |                |           |                  |  |  |  |
| DEPARTMENT                      | ACCT | ACCT DESC.         | LAST YEAR | CURRENT BUDGET | PROJECTED | REQUESTED BUDGET |  |  |  |
| 570                             | 105  | SALARIES           | \$307,500 | \$465,297      | \$339,243 | \$421,291        |  |  |  |
|                                 | 106  | ONCALL             | \$2,893   | \$6,000        | \$4,052   | \$6,000          |  |  |  |
| 570                             | 110  | OVERTIME           | \$18,463  | \$30,000       | \$29,449  | \$37,572         |  |  |  |
| 570                             | 115  | LONGEVITY          | \$4,536   | \$4,656        | \$5,544   | \$3,492          |  |  |  |
| 570                             | 126  | CERTIFICATION      | \$855     | \$1,080        | \$1,578   | \$468            |  |  |  |
| 570                             | 135  | FICA               | \$23,850  | \$30,267       | \$26,801  | \$35,443         |  |  |  |
| 570                             | 140  | HEALTH INSURANCE   | \$87,611  | \$114,527      | \$97,871  | \$142,786        |  |  |  |
| 570                             | 145  | WORKERS COMP       | \$6,266   | \$9,432        | \$8,275   | \$8,500          |  |  |  |
| 570                             | 155  | RETIREMENT         | \$40,905  | \$48,744       | \$47,039  | \$56,894         |  |  |  |
| <b>TOTAL PERSONNEL SERVICES</b> |      |                    | \$524,351 | \$711,988      | \$560,357 | \$712,924        |  |  |  |
|                                 |      |                    | % CHANGE  | 36%            | -21%      | 27%              |  |  |  |
| <b>SUPPLIES</b>                 |      |                    |           |                |           |                  |  |  |  |
| DEPARTMENT                      | ACCT | ACCT DESC.         | LAST YEAR | CURRENT BUDGET | PROJECTED | REQUESTED BUDGET |  |  |  |
| 570                             | 203  | APPAREL            | \$3,817   | \$4,000        | \$3,550   | \$4,000          |  |  |  |
| 570                             | 205  | GENERAL SUPPLIES   | \$4,466   | \$4,500        | \$4,500   | \$4,500          |  |  |  |
| 570                             | 210  | OFFICE SUPPLIES    | \$547     | \$750          | \$350     | \$350            |  |  |  |
| 570                             | 215  | VEHICLE SUPPLIES   | \$2,916   | \$3,000        | \$1,000   | \$1,000          |  |  |  |
| 570                             | 216  | FUEL EXPENSE       | \$9,588   | \$12,500       | \$11,967  | \$14,150         |  |  |  |
| 570                             | 220  | EQUIPMENT SUPPLIES | \$4,562   | \$6,000        | \$6,000   | \$6,000          |  |  |  |
| 570                             | 221  | SMALL EQUIPMENT    | \$135     | \$1,000        | \$0       | \$1,000          |  |  |  |
| 570                             | 223  | EQUIPMENT RENTAL   | \$0       | \$1,000        | \$0       | \$1,000          |  |  |  |
| 570                             | 225  | CHEMICAL SUPPLIES  | \$682     | \$2,000        | \$0       | \$2,000          |  |  |  |
| <b>TOTAL SUPPLIES</b>           |      |                    | \$26,713  | \$34,750       | \$27,367  | \$34,000         |  |  |  |
|                                 |      |                    | % CHANGE  | 30%            | -21%      | 24%              |  |  |  |
| <b>REPAIR &amp; MAINTENANCE</b> |      |                    |           |                |           |                  |  |  |  |
| DEPARTMENT                      | ACCT | ACCT DESC.         | LAST YEAR | CURRENT BUDGET | PROJECTED | REQUESTED BUDGET |  |  |  |
| 570                             | 305  | R&M VEHICLES       | \$5,853   | \$6,000        | \$3,000   | \$3,000          |  |  |  |
| 570                             | 310  | R&M EQUIPMENT      | \$14,250  | \$8,000        | \$10,581  | \$6,750          |  |  |  |
| 570                             | 315  | R&M INFRASTRUCTURE | \$149,739 | \$140,000      | \$140,000 | \$200,000        |  |  |  |
| 570                             | 320  | R&M BUILDINGS      | \$4,322   | \$5,000        | \$0       | \$6,000          |  |  |  |
| <b>TOTAL REPAIRS AND MAINT.</b> |      |                    | \$174,164 | \$159,000      | \$153,581 | \$215,750        |  |  |  |
|                                 |      |                    | % CHANGE  | -9%            | -3%       | 40%              |  |  |  |

| CITY OF ANGLETON                  |      |                          |           |                |             |                  |            |      |                          |           |                |           |                  |
|-----------------------------------|------|--------------------------|-----------|----------------|-------------|------------------|------------|------|--------------------------|-----------|----------------|-----------|------------------|
| FISCAL BUDGET YEAR                |      |                          |           |                |             |                  |            |      |                          |           |                |           |                  |
| OCT. 1, 2021 TO SEPT. 30, 2022    |      |                          |           |                |             |                  |            |      |                          |           |                |           |                  |
| WATER                             |      |                          |           |                |             |                  |            |      |                          |           |                |           |                  |
| SEWER                             |      |                          |           |                |             |                  |            |      |                          |           |                |           |                  |
| SERVICES                          |      |                          |           |                |             |                  |            |      |                          |           |                |           |                  |
| DEPARTMENT                        | ACCT | ACCT DESC.               | LAST YEAR | CURRENT BUDGET | PROJECTED   | REQUESTED BUDGET | DEPARTMENT | ACCT | ACCT DESC.               | LAST YEAR | CURRENT BUDGET | PROJECTED | REQUESTED BUDGET |
| 570                               | 405  | PHONES                   | \$1,193   | \$2,000        | \$914       | \$2,160          | 570        | 405  | PHONES                   | \$1,193   | \$2,000        | \$914     | \$2,160          |
| 570                               | 410  | UTILITIES                | \$76,945  | \$77,000       | \$60,646    | \$62,000         | 570        | 410  | UTILITIES                | \$76,945  | \$77,000       | \$60,646  | \$62,000         |
| 570                               | 415  | PROFESSIONAL FEES        | \$1,547   | \$20,000       |             | \$20,000         | 570        | 415  | PROFESSIONAL FEES        | \$1,547   | \$20,000       |           | \$20,000         |
| 570                               | 420  | DUES/SUBSCRIPTIONS       | \$80      | \$160          | \$860       | \$860            | 570        | 420  | DUES/SUBSCRIPTIONS       | \$80      | \$160          | \$860     | \$860            |
| 570                               | 425  | TRAVEL/TRAINING          | \$943     | \$1,000        | \$5,300     | \$5,300          | 570        | 425  | TRAVEL/TRAINING          | \$943     | \$1,000        | \$5,300   | \$5,300          |
| <b>TOTAL SERVICES</b>             |      |                          | \$80,709  | \$100,160      | \$67,420    | \$90,320         |            |      |                          | % CHANGE  | 24%            | -33%      | 34%              |
| <b>MISCELLANEOUS</b>              |      |                          |           |                |             |                  |            |      |                          |           |                |           |                  |
| DEPARTMENT                        | ACCT | ACCT DESC.               | LAST YEAR | CURRENT BUDGET | PROJECTED   | REQUESTED BUDGET | DEPARTMENT | ACCT | ACCT DESC.               | LAST YEAR | CURRENT BUDGET | PROJECTED | REQUESTED BUDGET |
| 570                               | 506  | VEHICLE INSURANCE        | \$579     | \$825          | \$3,225     | \$4,000          | 570        | 506  | VEHICLE INSURANCE        | \$579     | \$825          | \$3,225   | \$4,000          |
| 570                               | 508  | BOILER/MACHINE INS       | \$0       | \$9,703        | \$500       | \$0              | 570        | 508  | BOILER/MACHINE INS       | \$0       | \$9,703        | \$500     | \$0              |
| 570                               | 510  | EMPLOYEE APPRECIATION    | \$0       | \$125          | \$0         | \$0              | 570        | 510  | EMPLOYEE APPRECIATION    | \$0       | \$125          | \$0       | \$0              |
| 570                               | 520  | CONTINGENCY              | \$0       | \$25,000       | \$25,000    | \$25,000         | 570        | 520  | CONTINGENCY              | \$0       | \$25,000       | \$25,000  | \$25,000         |
| <b>TOTAL MISCELLANEOUS</b>        |      |                          | \$0       | \$35,653       | \$28,725    | \$29,000         |            |      |                          | % CHANGE  | -19%           |           | 1%               |
| <b>CAPITAL EXPENDITURES</b>       |      |                          |           |                |             |                  |            |      |                          |           |                |           |                  |
| DEPARTMENT                        | ACCT | ACCT DESC.               | LAST YEAR | CURRENT BUDGET | PROJECTED   | REQUESTED BUDGET | DEPARTMENT | ACCT | ACCT DESC.               | LAST YEAR | CURRENT BUDGET | PROJECTED | REQUESTED BUDGET |
| 570                               | 610  | UPGRADE EXIST LINE       | \$39,278  | \$120,000      | \$150,000   | \$150,000        | 570        | 610  | UPGRADE EXIST LINE       | \$39,278  | \$120,000      | \$150,000 | \$150,000        |
| 570                               | 623  | CAPITAL PURCHASES        | \$120     | \$25,000       | \$25,000    | \$0              | 570        | 623  | CAPITAL PURCHASES        | \$120     | \$25,000       | \$25,000  | \$0              |
| <b>TOTAL CAPITAL EXPENDITURES</b> |      |                          | \$39,398  | \$145,000      | \$175,000   | \$150,000        |            |      |                          | % CHANGE  | 268%           | 21%       | -14%             |
| <b>OTHER</b>                      |      |                          |           |                |             |                  |            |      |                          |           |                |           |                  |
| DEPARTMENT                        | ACCT | ACCT DESC.               | LAST YEAR | CURRENT BUDGET | PROJECTED   | REQUESTED BUDGET | DEPARTMENT | ACCT | ACCT DESC.               | LAST YEAR | CURRENT BUDGET | PROJECTED | REQUESTED BUDGET |
| 570                               | 701  | TRANSFER TO GENERAL      | \$0       | \$0            | \$0         | \$0              | 570        | 701  | TRANSFER TO GENERAL      | \$0       | \$0            | \$0       | \$0              |
| 570                               | 705  | TRANSFER TO DEBT SERVICE | \$30,904  | \$649,387      | \$649,387   | \$649,387        | 570        | 705  | TRANSFER TO DEBT SERVICE | \$30,904  | \$649,387      | \$649,387 | \$649,387        |
| <b>TOTAL OTHER</b>                |      |                          | \$30,904  | \$649,387      | \$649,387   | \$649,387        |            |      |                          | % CHANGE  | 2001%          | 0%        | 0%               |
| <b>TOTAL DEPARTMENT</b>           |      |                          | \$876,239 | \$1,835,938    | \$1,661,837 | \$1,881,381      |            |      |                          | % CHANGE  | 110%           | -9%       | 13%              |

| CITY OF ANGLETON                |      |                    |           |                |           |                  |  |  |  |
|---------------------------------|------|--------------------|-----------|----------------|-----------|------------------|--|--|--|
| FISCAL BUDGET YEAR              |      |                    |           |                |           |                  |  |  |  |
| OCT. 1, 2021 TO SEPT. 30, 2022  |      |                    |           |                |           |                  |  |  |  |
| UTILITY                         |      |                    |           |                |           |                  |  |  |  |
| PLANT OP                        |      |                    |           |                |           |                  |  |  |  |
|                                 |      | 03                 |           |                |           |                  |  |  |  |
|                                 |      | 571                |           |                |           |                  |  |  |  |
| <b>PERSONNEL SERVICES</b>       |      |                    |           |                |           |                  |  |  |  |
| DEPARTMENT                      | ACCT | ACCT DESC.         | LAST YEAR | CURRENT BUDGET | PROJECTED | REQUESTED BUDGET |  |  |  |
| 571                             | 105  | SALARIES           | \$188,756 | \$204,312      | \$153,200 | \$267,390        |  |  |  |
| 571                             | 106  | ON CALL            | \$3,011   | \$5,300        | \$2,524   | \$2,500          |  |  |  |
| 571                             | 110  | OVERTIME           | \$33,963  | \$30,000       | \$32,601  | \$26,739         |  |  |  |
| 571                             | 115  | LONGEVITY          | \$2,040   | \$1,980        | \$4,320   | \$2,040          |  |  |  |
| 571                             | 126  | CERTIFICATION      | \$8,000   | \$7,500        | \$13,045  | \$6,831          |  |  |  |
| 571                             | 128  | SPECIAL JOB PAY    | \$38      | \$0            | \$0       | \$3,600          |  |  |  |
| 571                             | 135  | FICA               | \$17,307  | \$19,056       | \$16,985  | \$23,455         |  |  |  |
| 571                             | 140  | HEALTH INSURANCE   | \$46,315  | \$50,901       | \$38,691  | \$53,378         |  |  |  |
| 571                             | 145  | WORKERS COMP       | \$2,384   | \$4,327        | \$5,418   | \$6,500          |  |  |  |
| 571                             | 155  | RETIREMENT         | \$27,224  | \$27,780       | \$25,168  | \$37,651         |  |  |  |
| <b>TOTAL PERSONNEL SERVICES</b> |      |                    | \$346,792 | \$351,156      | \$291,951 | \$430,083        |  |  |  |
|                                 |      |                    | % CHANGE  | 1%             | -17%      | 47%              |  |  |  |
| <b>SUPPLIES</b>                 |      |                    |           |                |           |                  |  |  |  |
| DEPARTMENT                      | ACCT | ACCT DESC.         | LAST YEAR | CURRENT BUDGET | PROJECTED | REQUESTED BUDGET |  |  |  |
| 571                             | 203  | APPAREL            | \$1,944   | \$2,000        | \$1,397   | \$2,000          |  |  |  |
| 571                             | 205  | GENERAL SUPPLIES   | \$5,213   | \$5,200        | \$4,751   | \$5,200          |  |  |  |
| 571                             | 210  | OFFICE SUPPLIES    | \$290     | \$1,500        | \$1,000   | \$1,500          |  |  |  |
| 571                             | 215  | VEHICLE SUPPLIES   | \$1,478   | \$1,500        | \$1,000   | \$1,000          |  |  |  |
| 571                             | 216  | FUEL EXPENSE       | \$5,731   | \$5,500        | \$3,505   | \$6,000          |  |  |  |
| 571                             | 220  | EQUIPMENT SUPPLIES | \$1,755   | \$3,000        | \$1,500   | \$3,000          |  |  |  |
| 571                             | 221  | SMALL EQUIPMENT    | \$728     | \$1,000        | \$1,000   | \$1,000          |  |  |  |
| 571                             | 223  | EQUIPMENT RENTAL   | \$0       | \$500          | \$500     | \$500            |  |  |  |
| 571                             | 224  | LAB SUPPLIES       | \$2,259   | \$2,500        | \$1,742   | \$2,200          |  |  |  |
| 571                             | 226  | CHEMICAL SUPPLIES  | \$31,244  | \$30,000       | \$27,881  | \$30,000         |  |  |  |
| <b>TOTAL SUPPLIES</b>           |      |                    | \$50,641  | \$52,700       | \$44,276  | \$52,400         |  |  |  |
|                                 |      |                    | % CHANGE  | 4%             | -16%      | 18%              |  |  |  |

| CITY OF ANGLETON                  |      |                       |           |                |             |                  |             |  |  |
|-----------------------------------|------|-----------------------|-----------|----------------|-------------|------------------|-------------|--|--|
| FISCAL BUDGET YEAR                |      |                       |           |                |             |                  |             |  |  |
| OCT. 1, 2021 TO SEPT. 30, 2022    |      |                       |           |                |             |                  |             |  |  |
| WATER                             |      | 03                    |           |                |             |                  |             |  |  |
| PLANT OP                          |      | 571                   |           |                |             |                  |             |  |  |
| <b>REPAIR &amp; MAINTENANCE</b>   |      |                       |           |                |             |                  |             |  |  |
| DEPARTMENT                        | ACCT | ACCT DESC.            | LAST YEAR | CURRENT BUDGET | PROJECTED   | REQUESTED BUDGET |             |  |  |
| 571                               | 305  | R&M VEHICLES          | \$1,319   | \$2,000        | \$2,000     | \$2,000          | \$2,000     |  |  |
| 571                               | 310  | R&M EQUIPMENT         | \$1,233   | \$3,000        | \$595       | \$3,000          | \$3,000     |  |  |
| 571                               | 315  | R&M INFRASTRUCTURE    | \$86,228  | \$100,000      | \$125,000   | \$200,000        | \$200,000   |  |  |
| 571                               | 316  | SLUDGE                | \$147,307 | \$110,000      | \$101,491   | \$110,000        | \$110,000   |  |  |
| 571                               | 320  | R&M BUILDINGS         | \$54,000  | \$57,000       | \$40,000    | \$40,000         | \$40,000    |  |  |
| <b>TOTAL REPAIRS AND MAINT.</b>   |      |                       | \$290,088 | \$272,000      | \$269,085   | \$355,000        | \$355,000   |  |  |
|                                   |      |                       | % CHANGE  | -6%            | -1%         |                  | 32%         |  |  |
| <b>SERVICES</b>                   |      |                       |           |                |             |                  |             |  |  |
| DEPARTMENT                        | ACCT | ACCT DESC.            | LAST YEAR | CURRENT BUDGET | PROJECTED   | REQUESTED BUDGET |             |  |  |
| 571                               | 405  | PHONES                | \$4,443   | \$4,500        | \$3,902     | \$4,500          | \$4,500     |  |  |
| 571                               | 410  | UTILITIES             | \$153,030 | \$215,486      | \$171,741   | \$175,000        | \$175,000   |  |  |
| 571                               | 415  | LEGAL/PROFESSIONAL    | \$4,650   | \$50,000       | \$50,000    | \$50,000         | \$50,000    |  |  |
| 571                               | 416  | REGULATORY FEE        | \$27,701  | \$25,000       | \$27,701    | \$30,000         | \$30,000    |  |  |
| 571                               | 417  | LABORATORY FEE        | \$32,400  | \$40,000       | \$41,861    | \$42,000         | \$42,000    |  |  |
| 571                               | 420  | DUES/SUBSCRIPT        | \$320     | \$400          | \$860       | \$860            | \$860       |  |  |
| 571                               | 425  | TRAVEL/TRAINING       | \$3,000   | \$3,000        | \$3,000     | \$4,000          | \$4,000     |  |  |
| <b>TOTAL SERVICES</b>             |      |                       | \$225,544 | \$338,386      | \$299,065   | \$306,360        | \$306,360   |  |  |
|                                   |      |                       | % CHANGE  | 50%            | -12%        |                  | 2%          |  |  |
| <b>MISCELLANEOUS</b>              |      |                       |           |                |             |                  |             |  |  |
| DEPARTMENT                        | ACCT | ACCT DESC.            | LAST YEAR | CURRENT BUDGET | PROJECTED   | REQUESTED BUDGET |             |  |  |
| 571                               | 506  | VEHICLE INSURANCE     | \$4,502   | \$4,600        | \$1,506     | \$2,000          | \$2,000     |  |  |
| 571                               | 510  | EMPLOYEE APPRECIATION | \$0       | \$25           | \$500       | \$500            | \$500       |  |  |
| <b>TOTAL MISCELLANEOUS</b>        |      |                       | \$4,502   | \$5,325        | \$2,006     | \$2,500          | \$2,500     |  |  |
|                                   |      |                       | % CHANGE  | 18%            | -62%        |                  | 25%         |  |  |
| <b>CAPITAL EXPENDITURES</b>       |      |                       |           |                |             |                  |             |  |  |
| DEPARTMENT                        | ACCT | ACCT DESC.            | LAST YEAR | CURRENT BUDGET | PROJECTED   | REQUESTED BUDGET |             |  |  |
| 571                               | 608  | EQUIPMENT PURCHASE    | \$0       | \$130,000      | \$150,000   | \$25,000         | \$25,000    |  |  |
| <b>TOTAL CAPITAL EXPENDITURES</b> |      |                       | \$0       | \$130,000      | \$150,000   | \$25,000         | \$25,000    |  |  |
|                                   |      |                       | % CHANGE  |                | 15%         |                  | -83%        |  |  |
| <b>TOTAL DEPARTMENT</b>           |      |                       | \$917,567 | \$1,149,567    | \$1,056,384 | \$1,171,343      | \$1,171,343 |  |  |
|                                   |      |                       | % CHANGE  | 25%            | -8%         |                  | 11%         |  |  |

# WATER AND WASTEWATER ACTUAL RATES HISTORY

| UTILITY  | 2011-2012         |         | 2012-2013      |           | 2013-2014     |           | 2014-2015          |             | 2015-2016     |             | 2020-2021           |                     |
|--|-------------------|---------|----------------|-----------|---------------|-----------|--------------------|-------------|---------------|-------------|---------------------|---------------------|
|  | INSIDE            | OUTSIDE | INSIDE         | OUTSIDE   | INSIDE        | OUTSIDE   | INSIDE             | OUTSIDE     | INSIDE        | OUTSIDE     | INSIDE              | OUTSIDE             |
| Rate Study Proposal (City) Water               | 13%               |         | 10%            |           | 7%            |           | 6%                 |             | 5%            |             |                     |                     |
| Rate Study Proposal (City) Sewer               | 10% (.16)         |         | 4%             |           | 4%            |           | 4%                 |             | 4%            |             |                     |                     |
| BWA Customer Rates                             |                   |         | 3% (.05)       |           | 3.8% (.07)    |           | 17.19% (.33)       |             | 17% (.38)     |             |                     | BWA increases (.74) |
| <b>WATER</b>                                   |                   |         |                |           |               |           |                    |             |               |             |                     |                     |
| <b>Minimum Monthly Charge*</b>                 |                   |         |                |           |               |           |                    |             |               |             |                     |                     |
| Residential**                                  | 3% CITY           |         | INSIDE         | OUTSIDE   | INSIDE        | OUTSIDE   | INSIDE             | OUTSIDE     | INSIDE        | OUTSIDE     | INSIDE              | OUTSIDE             |
| Multi-Family***                                | 10% BWA (.16)     |         | 3.0% BWA (.05) | 3.7% CITY | 3.8% BWA(.07) | BWA 17.19 | DID ONLY 13.2% BWA | \$1.00 BASE | 17% BWA (.38) | \$1.00 BASE | BWA increases (.74) |                     |
| Commercial (ind. meter)**                      | \$ 13.56 \$ 16.60 | 13.97   | 17.10          | 15.02     | 18.78         | 17.00     | 20.81              | 18.76       | \$ 21.75      | 20.81       | \$ 26.55            |                     |
| Commercial (master meter)***                   | \$ 12.72 \$ 15.54 | 13.10   | 16.01          | 14.08     | 17.60         | 15.94     | 19.92              | 17.70       | \$ 20.36      | 15.94       | \$ 25.23            |                     |
|  | \$ 13.56 \$ 16.60 | 13.97   | 17.10          | 15.02     | 18.78         | 17.00     | 21.26              | 18.76       | \$ 21.75      | 17.00       | \$ 26.55            |                     |
|  | \$ 12.72 \$ 15.54 | 13.10   | 16.01          | 14.08     | 17.60         | 15.94     | 19.92              | 17.70       | \$ 20.36      | 15.94       | \$ 25.23            |                     |
| <b>Volume Rate (per 1,000 gallons)</b>         |                   |         |                |           |               |           |                    |             |               |             |                     |                     |
| All customers - for usage above base allotment |                   |         |                |           |               |           |                    |             |               |             |                     |                     |
| 1 to 8,000 gallons                             | \$ 4.12 \$ 5.13   | 4.24    | 5.28           | 4.56      | 5.70          | 5.16      | 6.45               | 5.54        | \$ 6.92       | 5.16        | \$ 7.85             |                     |
| 8,001 to 23,000 gallons                        | \$ 4.41 \$ 5.48   | 4.54    | 5.64           | 4.88      | 6.10          | 5.52      | 6.91               | 5.90        | \$ 7.38       | 5.52        | \$ 8.30             |                     |
| 23,001 to 48,000 gallons                       | \$ 4.69 \$ 5.83   | 4.83    | 6.00           | 5.19      | 6.49          | 5.88      | 7.35               | 6.26        | \$ 7.82       | 5.88        | \$ 8.75             |                     |
| > 48,000 gallons                               | \$ 5.20 \$ 6.47   | 5.36    | 6.66           | 5.76      | 7.20          | 6.52      | 8.15               | 6.90        | \$ 8.62       | 6.52        | \$ 9.55             |                     |
| <b>WASTEWATER</b>                              |                   |         |                |           |               |           |                    |             |               |             |                     |                     |
| <b>Minimum Monthly Charge</b>                  |                   |         |                |           |               |           |                    |             |               |             |                     |                     |
| Residential                                    |                   |         |                | 4%        |               |           |                    | \$1.00 BASE |               |             |                     |                     |
| Multi-Family                                   | \$ 7.25 \$ 9.06   | 7.25    | 9.06           | 7.54      | 9.43          | 7.84      | 9.80               | 8.84        | \$ 10.60      | 7.84        | \$ 12.30            |                     |
| Commercial (ind. meter)                        | \$ 8.50 \$ 10.63  | 8.50    | 10.63          | 8.84      | 11.05         | 9.19      | 11.49              | 10.19       | \$ 12.44      | 9.19        | \$ 13.99            |                     |
| Commercial (master meter)                      | \$ 8.50 \$ 10.63  | 8.50    | 10.63          | 8.84      | 11.05         | 9.19      | 11.49              | 10.19       | \$ 12.44      | 9.19        | \$ 13.99            |                     |
|  | \$ 8.50 \$ 10.63  | 8.50    | 10.63          | 8.84      | 11.05         | 9.19      | 11.49              | 10.19       | \$ 12.44      | 9.19        | \$ 13.99            |                     |
| <b>Volume Rate (per 1,000 gallons)</b>         |                   |         |                |           |               |           |                    |             |               |             |                     |                     |
| Residential****                                | \$ 2.50 \$ 3.13   | 2.50    | 3.13           | -         | -             | 2.70      | 3.38               | 2.70        | \$ 3.38       | 2.70        | \$ 3.38             |                     |
| Multi-Family                                   | \$ 3.25 \$ 4.06   | 3.25    | 4.06           | 2.60      | 3.25          | 3.52      | 4.40               | 3.52        | \$ 4.40       | 3.52        | \$ 4.40             |                     |
| Commercial                                     | \$ 3.25 \$ 4.06   | 3.25    | 4.06           | 3.38      | 4.23          | 3.52      | 4.40               | 3.52        | \$ 4.40       | 3.52        | \$ 4.40             |                     |
| Correctional Facility                          | \$ 4.06 NA        | 4.06    | NA             | 4.23      | 4.23          | 3.52      | 4.40               | 3.52        | \$ 4.40       | 3.52        | \$ 4.40             |                     |
|  | \$ 39.75 \$ 49.75 | 39.75   | 49.75          | 41.34     | 51.67         | 42.94     | 53.74              | 43.94       | \$ 54.93      | 42.94       | \$ 56.24            |                     |

\* Monthly minimum charge is for each residential or commercial unit.  
 \*\* Monthly minimum charge includes 2,000 gallons.  
 \*\*\* Monthly minimum charge includes 2,000 gallons times the number of residential or commercial units.  
 \*\*\*\* Residential bill is capped at 13,000 gallons.

**Historical Consumer Price Index for All Urban Consumers (CPI-U): U.S. city average, all items, index averages — Continued**

Item 1.

[1982-84=100, unless otherwise noted]

| Year      | Semiannual averages |          | Annual avg. | Percent change from previous |             |
|-----------|---------------------|----------|-------------|------------------------------|-------------|
|           | 1st half            | 2nd half |             | Dec.                         | Annual avg. |
| 1968..... | -                   | -        | 34.8        | 4.7                          | 4.2         |
| 1969..... | -                   | -        | 36.7        | 6.2                          | 5.5         |
| 1970..... | -                   | -        | 38.8        | 5.6                          | 5.7         |
| 1971..... | -                   | -        | 40.5        | 3.3                          | 4.4         |
| 1972..... | -                   | -        | 41.8        | 3.4                          | 3.2         |
| 1973..... | -                   | -        | 44.4        | 8.7                          | 6.2         |
| 1974..... | -                   | -        | 49.3        | 12.3                         | 11.0        |
| 1975..... | -                   | -        | 53.8        | 6.9                          | 9.1         |
| 1976..... | -                   | -        | 56.9        | 4.9                          | 5.8         |
| 1977..... | -                   | -        | 60.6        | 6.7                          | 6.5         |
| 1978..... | -                   | -        | 65.2        | 9.0                          | 7.6         |
| 1979..... | -                   | -        | 72.6        | 13.3                         | 11.3        |
| 1980..... | -                   | -        | 82.4        | 12.5                         | 13.5        |
| 1981..... | -                   | -        | 90.9        | 8.9                          | 10.3        |
| 1982..... | -                   | -        | 96.5        | 3.8                          | 6.2         |
| 1983..... | -                   | -        | 99.6        | 3.8                          | 3.2         |
| 1984..... | 102.9               | 104.9    | 103.9       | 3.9                          | 4.3         |
| 1985..... | 106.6               | 108.5    | 107.6       | 3.8                          | 3.6         |
| 1986..... | 109.1               | 110.1    | 109.6       | 1.1                          | 1.9         |
| 1987..... | 112.4               | 114.9    | 113.6       | 4.4                          | 3.6         |
| 1988..... | 116.8               | 119.7    | 118.3       | 4.4                          | 4.1         |
| 1989..... | 122.7               | 125.3    | 124.0       | 4.6                          | 4.8         |
| 1990..... | 128.7               | 132.6    | 130.7       | 6.1                          | 5.4         |
| 1991..... | 135.2               | 137.2    | 136.2       | 3.1                          | 4.2         |
| 1992..... | 139.2               | 141.4    | 140.3       | 2.9                          | 3.0         |
| 1993..... | 143.7               | 145.3    | 144.5       | 2.7                          | 3.0         |
| 1994..... | 147.2               | 149.3    | 148.2       | 2.7                          | 2.6         |
| 1995..... | 151.5               | 153.2    | 152.4       | 2.5                          | 2.8         |
| 1996..... | 155.8               | 157.9    | 156.9       | 3.3                          | 3.0         |
| 1997..... | 159.9               | 161.2    | 160.5       | 1.7                          | 2.3         |
| 1998..... | 162.3               | 163.7    | 163.0       | 1.6                          | 1.6         |
| 1999..... | 165.4               | 167.8    | 166.6       | 2.7                          | 2.2         |
| 2000..... | 170.8               | 173.6    | 172.2       | 3.4                          | 3.4         |
| 2001..... | 176.6               | 177.5    | 177.1       | 1.6                          | 2.8         |
| 2002..... | 178.9               | 180.9    | 179.9       | 2.4                          | 1.6         |
| 2003..... | 183.3               | 184.6    | 184.0       | 1.9                          | 2.3         |
| 2004..... | 187.6               | 190.2    | 188.9       | 3.3                          | 2.7         |
| 2005..... | 193.2               | 197.4    | 195.3       | 3.4                          | 3.4         |
| 2006..... | 200.6               | 202.6    | 201.6       | 2.5                          | 3.2         |
| 2007..... | 205.709             | 208.976  | 207.342     | 4.1                          | 2.8         |
| 2008..... | 214.429             | 216.177  | 215.303     | 0.1                          | 3.8         |
| 2009..... | 213.139             | 215.935  | 214.537     | 2.7                          | -0.4        |
| 2010..... | 217.535             | 218.576  | 218.056     | 1.5                          | 1.6         |
| 2011..... | 223.598             | 226.280  | 224.939     | 3.0                          | 3.2         |
| 2012..... | 228.850             | 230.338  | 229.594     | 1.7                          | 2.1         |
| 2013..... | 232.366             | 233.548  | 232.957     | 1.5                          | 1.5         |
| 2014..... | 236.384             | 237.088  | 236.736     | 0.8                          | 1.6         |
| 2015..... | 236.265             | 237.769  | 237.017     | 0.7                          | 0.1         |
| 2016..... | 238.778             | 241.237  | 240.007     | 2.1                          | 1.3         |
| 2017..... | 244.076             | 246.163  | 245.120     | 2.1                          | 2.1         |
| 2018..... | 250.089             | 252.125  | 251.107     | 1.9                          | 2.4         |
| 2019..... | 254.412             | 256.903  | 255.657     | 2.3                          | 1.8         |
| 2020..... | 257.557             | 260.065  | 258.811     | 1.4                          | 1.2         |
| 2021..... | -                   | -        | -           | -                            | -           |

2013 - 2020 + 12%  
 2021 + 5%  
 TOTAL + 17%



MEMBER CITIES:

ANGLETON

BRAZORIA

CLUTE

FREEPORT

LAKE JACKSON

OYSTER CREEK

RICHWOOD

May 27, 2021

Mr. Chris Whittaker  
City of Angleton  
121 S. Velasco  
Angleton TX 77515

RE: Brazosport Water Authority 2021/2022 Expense Budget Approval with a Rate Increase to All Customers

Dear Mr. Whittaker,

Brazosport Water Authority's Board of Directors voted to approve Brazosport Water Authority's 2021/2022 Expense Budget (enclosed) at our May 25, 2021 Board Meeting.

This budget includes the approval of a rate increase for all customers that will take effect on October 1, 2021. Please be advised that this rate increase includes a \$.04 increase for operations and a \$.04 increase for debt service.

Participating Customers

\$3.36 per thousand gallons

Please provide a copy of this letter to your Finance Director or the appropriate personnel within your organization.

If you have any questions or need any additional information, please just let us know.

Thank you,

Kristina Crouch  
Office Manager  
Brazosport Water Authority  
Phone: (979) 297-2715  
Fax: (979) 297-8933

Cc: File

Enclosure: Brazosport Water Authority 2021/2022 Expense Budget

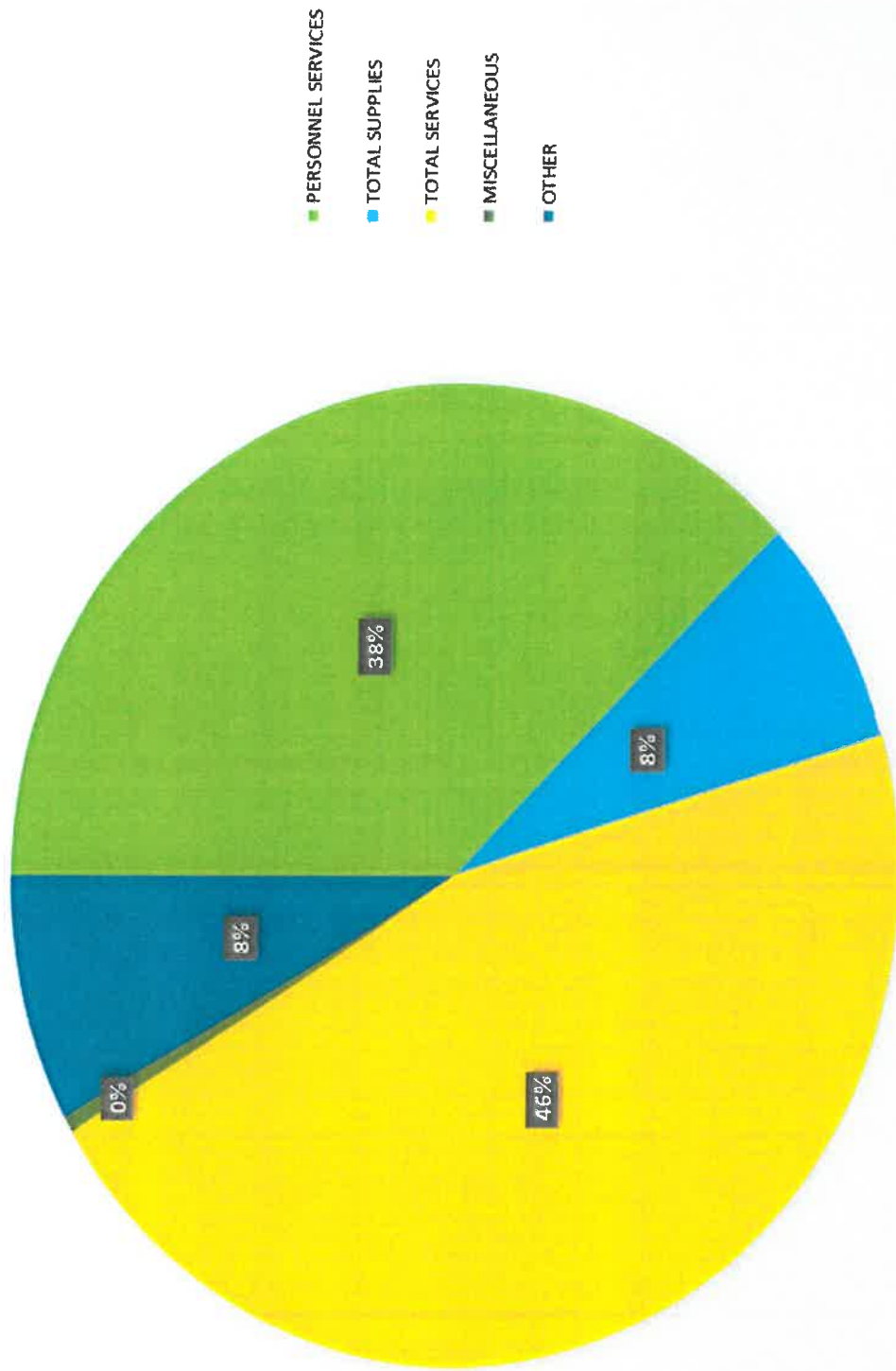
## City of Angleton - 2021/2022 Budget

### Special Fund Table of Contents

|   | Page(s) |
|---|---------|
| <b>Hotel/Motel Tax (Fund 04)</b>                          | 1-5     |
| <b>Municipal Court Technology (Fund 07)</b>               | 6-8     |
| <b>Municipal Court Security (Fund 08)</b>                 | 9-11    |
| <b>Step CMV Grant (Fund 09)</b>                           | 12-14   |
| <b>Police Drug Confiscation (Fund 10)</b>                 | 15-17   |
| <b>Community Events (Fund 11)</b>                         | 18-21   |
| <b>Child Safety (Fund 12)</b>                             | 22-24   |
| <b>Keep Angleton Beautiful (Fund 13)</b>                  | 25-29   |
| <b>STEP Grant Fund (16)</b>                               | 30-32   |
| <b>Capital Expense Revolving Fund (Fund 19)</b>           | 33-35   |
| <b>Unemployment Fund (Fund 41)</b>                        | 36-38   |
| <b>TIRZ#1 (Fund 58)</b>                                   | 39-41   |
| <b>Police Donations (Fund 80)</b>                         | 42-44   |
| <b>City Employee Fund (Fund 82)</b>                       | 45-47   |
| <b>City of Angleton Escrow (Fund 96)</b>                  | 48-50   |
| <b>Animal Control Donations (Fund 101)</b>                | 51-53   |
| <b>OBJ Police Grant (Fund 105)</b>                        | 54-56   |
| <b>Angleton Emergency Services District #3 (Fund 107)</b> | 57-61   |
| <b>Capital Replacement-Governmental (Fund 114)</b>        | 62-64   |
| <b>Downtown Revitalization (Fund 117)</b>                 | 65-67   |

| CITY OF ANGLETON                          |             |                |        |                        |                  |            |                                   |                  |  |
|---|-------------|----------------|--------|------------------------|------------------|------------|-----------------------------------|------------------|--|
| FISCAL BUDGET YEAR                        |             |                |        |                        |                  |            |                                   |                  |  |
| OCT. 1, 2021 TO SEPT. 30, 2022            |             |                |        |                        |                  |            |                                   |                  |  |
| HOTEL                                     |             |                |        |                        |                  |            |                                   |                  |  |
| 04  |             |                |        |                        |                  |            |                                   |                  |  |
| <u>REVENUE</u>                            |             |                |        |                        |                  |            |                                   |                  |  |
|   | LAST YEAR   | CURRENT BUDGET | % CHG. | CURRENT YEAR PROJECTED | REQUESTED BUDGET | % CHG. BUD | COMMENTS                          | \$ CHANGE BUDGET |  |
| HOTEL / MOTEL TAX                         | \$55,347    | \$250,000      |        | \$156,489              | \$273,614        | 9%         | RETURN TO NORMAL                  | \$23,614         |  |
| MISCELLANEOUS                             | \$3,111     | \$1,545        |        | \$920                  | \$950            | -39%       |                                   | (\$595)          |  |
| TRANSFERS                                 | \$707       | \$0            |        | \$0                    | \$0              |            |                                   |                  |  |
| <b>TOTAL REVENUE</b>                      | \$59,165    | \$251,545      |        | \$157,409              | \$274,564        | 9%         |                                   | \$23,019         |  |
| <u>HOTEL/MOTEL EXPENSES</u>               |             |                |        |                        |                  |            |                                   |                  |  |
| PERSONNEL SERVICES                        | \$86,560    | \$92,348       | 7%     | \$100,329              | \$103,277        | 12%        |                                   | \$10,929         |  |
| TOTAL SUPPLIES                            | \$45        | \$21,000       |        | \$5                    | \$21,000         | 0%         |                                   | \$0              |  |
| REPAIR & MAINTENANCE                      | \$0         | \$0            |        | \$0                    | \$0              |            |                                   | \$0              |  |
|   |             |                |        |                        |                  |            |                                   |                  |  |
|   |             |                |        |                        |                  |            |                                   |                  |  |
| TOTAL SERVICES                            | \$93,941    | \$103,100      |        | \$13,171               | \$126,000        | 22%        | CONTRACT LABOR / SPECIAL EVENTS / | \$22,900         |  |
| MISCELLANEOUS                             | \$20        | \$1,500        | 100%   | \$0                    | \$1,500          | 0%         | ADVERTISING                       | \$0              |  |
| OTHER                                     | \$17,783    | \$33,597       | 89%    | \$22,553               | \$22,553         | -33%       |                                   | (\$11,044)       |  |
| <b>TOTAL DEPARTMENT</b>                   | \$198,349   | \$251,545      | 27%    | \$136,058              | \$274,330        | 9%         |                                   | \$22,785         |  |
| <b>REVENUE OVER/ (UNDER) EXPENDITURES</b> | (\$139,184) | \$0            |        | \$21,351               | \$234            |            |                                   |                  |  |

# HOTEL REQUESTED BUDGET EXPENDITURES



| CITY OF ANGLETON               |      |                          |           |                |           |                  |  |  |  |
|--------------------------------|------|--------------------------|-----------|----------------|-----------|------------------|--|--|--|
| FISCAL BUDGET YEAR             |      |                          |           |                |           |                  |  |  |  |
| OCT. 1, 2021 TO SEPT. 30, 2022 |      |                          |           |                |           |                  |  |  |  |
| HOTEL                          |      |                          |           |                |           |                  |  |  |  |
| REVENUE                        |      |                          |           |                |           |                  |  |  |  |
| OTHER TAXES                    |      |                          |           |                |           |                  |  |  |  |
| DEPARTMENT                     | ACCT | ACCT DESC.               | LAST YEAR | CURRENT BUDGET | PROJECTED | REQUESTED BUDGET |  |  |  |
| 300                            | 200  | FRANCHISE FEES           |           |                |           |                  |  |  |  |
| 300                            | 205  | HOTEL / MOTEL TAX        | \$55,347  | \$250,000      | \$156,489 | \$273,614        |  |  |  |
| 300                            |      |                          |           |                |           |                  |  |  |  |
| <b>TOTAL OTHER TAXES</b>       |      |                          | \$55,347  | \$250,000      | \$156,489 | \$273,614        |  |  |  |
| MISCELLANEOUS                  |      |                          |           |                |           |                  |  |  |  |
| DEPARTMENT                     | ACCT | ACCT DESC.               | LAST YEAR | CURRENT BUDGET | PROJECTED | REQUESTED BUDGET |  |  |  |
| 300                            | 800  | INTEREST INCOME          | \$3,111   | \$1,545        | \$920     | \$950            |  |  |  |
| 300                            |      |                          |           |                |           |                  |  |  |  |
| <b>TOTAL MISCELLANEOUS</b>     |      |                          | \$3,111   | \$1,545        | \$920     | \$950            |  |  |  |
| TRANSFERS                      |      |                          |           |                |           |                  |  |  |  |
| DEPARTMENT                     | ACCT | ACCT DESC.               | LAST YEAR | CURRENT BUDGET | PROJECTED | REQUESTED BUDGET |  |  |  |
| 300                            | 903  | TRANSFER FROM WATER FUND | \$707     |                |           |                  |  |  |  |
| 300                            |      |                          |           |                |           |                  |  |  |  |
| <b>TOTAL TRANSFERS</b>         |      |                          | \$707     | \$0            | \$0       | \$0              |  |  |  |
| <b>TOTAL REVENUE</b>           |      |                          | \$59,165  | \$251,545      | \$157,409 | \$274,564        |  |  |  |

| CITY OF ANGLETON                |      |                    |           |                |           |                  |  |  |  |
|---------------------------------|------|--------------------|-----------|----------------|-----------|------------------|--|--|--|
| FISCAL BUDGET YEAR              |      |                    |           |                |           |                  |  |  |  |
| OCT. 1, 2021 TO SEPT. 30, 2022  |      |                    |           |                |           |                  |  |  |  |
| HOTEL                           |      | 04                 |           |                |           |                  |  |  |  |
| HOTEL/MOTEL EXPENSES            |      | 575                |           |                |           |                  |  |  |  |
| PERSONNEL SERVICES              |      |                    |           |                |           |                  |  |  |  |
| DEPARTMENT                      | ACCT | ACCT DESC.         | LAST YEAR | CURRENT BUDGET | PROJECTED | REQUESTED BUDGET |  |  |  |
| 575                             | 105  | SALARIES           | \$58,324  | \$61,817       | \$70,942  | \$71,895         |  |  |  |
| 575                             | 115  | LONGEVITY          | \$410     | \$410          | \$456     | \$100            |  |  |  |
| 575                             | 125  | AUTO ALLOWANCE     | \$5,270   | \$6,000        | \$4,500   | \$4,500          |  |  |  |
| 575                             | 126  | CERTIFICATION      | \$604     | \$912          | \$900     | \$900            |  |  |  |
| 575                             | 135  | FICA               | \$4,869   | \$5,003        | \$5,427   | \$5,962          |  |  |  |
| 575                             | 140  | HEALTH INSURANCE   | \$8,487   | \$9,671        | \$8,819   | \$10,008         |  |  |  |
| 575                             | 142  | INS. COMMISSION    | \$307     | \$335          | \$0       | \$0              |  |  |  |
| 575                             | 143  | PHONE ALLOWANCE    | \$137     | \$0            | \$540     | \$540            |  |  |  |
| 575                             | 145  | WORKERS COMP       | \$74      | \$144          | \$34      | \$35             |  |  |  |
| 575                             | 155  | RETIREMENT         | \$8,078   | \$8,056        | \$8,712   | \$9,337          |  |  |  |
|                                 |      |                    |           |                |           |                  |  |  |  |
| <b>TOTAL PERSONNEL SERVICES</b> |      |                    | \$86,560  | \$92,348       | \$100,329 | \$103,277        |  |  |  |
| SUPPLIES                        |      |                    |           |                |           |                  |  |  |  |
| DEPARTMENT                      | ACCT | ACCT DESC.         | LAST YEAR | CURRENT BUDGET | PROJECTED | REQUESTED BUDGET |  |  |  |
| 575                             | 205  | GENERAL SUPPLIES   | \$45      | \$1,000        | \$5       | \$1,000          |  |  |  |
| 575                             | 215  | MURRALS (ART WORK) | \$0       | \$20,000       | \$0       | \$20,000         |  |  |  |
| 575                             |      |                    | \$0       | \$0            | \$0       | \$0              |  |  |  |
| <b>TOTAL SUPPLIES</b>           |      |                    | \$45      | \$21,000       | \$5       | \$21,000         |  |  |  |

| SERVICES      |      |                             |           |                |           |                  |
|---------------|------|-----------------------------|-----------|----------------|-----------|------------------|
| DEPARTMENT    | ACCT | ACCT DESC.                  | LAST YEAR | CURRENT BUDGET | PROJECTED | REQUESTED BUDGET |
| 575           | 405  | PHONES                      | \$1,265   | \$1,600        | \$0       | \$0              |
| 575           | 420  | DUES/SUBSCRIPTIONS          | \$1,954   | \$3,500        | \$753     | \$3,500          |
| 575           | 425  | TRAVEL/TRAINING             | \$962     | \$3,000        | \$0       | \$3,000          |
| 575           | 455  | CONTRACT LABOR              | \$0       | \$0            | \$0       | \$19,500         |
| 575           | 464  | SPECIAL EVENTS              | \$43,742  | \$50,000       | \$1,200   | \$50,000         |
| 575           | 466  | ADVERTISING                 | \$46,018  | \$45,000       | \$11,217  | \$50,000         |
|               |      | <b>TOTAL SERVICES</b>       | \$93,941  | \$103,100      | \$13,171  | \$126,000        |
| MISCELLANEOUS |      |                             |           |                |           |                  |
| DEPARTMENT    | ACCT | ACCT DESC.                  | LAST YEAR | CURRENT BUDGET | PROJECTED | REQUESTED BUDGET |
| 575           | 506  | BUSINESS EXPENSE            | \$20      | \$500          | \$0       | \$500            |
| 575           | 520  | CONTINGENCY                 | \$0       | \$0            | \$0       | \$0              |
| 575           | 550  | VISITOR CENTER              | \$0       | \$1,000        | \$0       | \$1,000          |
|               |      | <b>TOTAL MISCELLANEOUS</b>  | \$20      | \$1,500        | \$0       | \$1,500          |
| OTHER         |      |                             |           |                |           |                  |
| DEPARTMENT    | ACCT | ACCT DESC.                  | LAST YEAR | CURRENT BUDGET | PROJECTED | REQUESTED BUDGET |
| 575           | 700  | TRANSFER TO FUND BALANCE    | \$0       | \$11,044       | \$0       | \$0              |
| 575           | 701  | TRANSFER TO GENERAL         | \$17,783  | \$22,553       | \$22,553  | \$22,553         |
|               |      | <b>TOTAL OTHER</b>          | \$17,783  | \$33,597       | \$22,553  | \$22,553         |
|               |      | <b>TOTAL DEPARTMENT 575</b> | \$198,349 | \$251,545      | \$136,058 | \$274,330        |
|               |      | <b>% CHANGE</b>             |           | 27%            | -46%      | 102%             |

| SERVICES                    |      |                          |           |                |           |                  |
|-----------------------------|------|--------------------------|-----------|----------------|-----------|------------------|
| DEPARTMENT                  | ACCT | ACCT DESC.               | LAST YEAR | CURRENT BUDGET | PROJECTED | REQUESTED BUDGET |
| 575                         | 405  | PHONES                   | \$1,265   | \$1,600        | \$0       | \$0              |
| 575                         | 420  | DUES/SUBSCRIPTIONS       | \$1,954   | \$3,500        | \$753     | \$3,500          |
| 575                         | 425  | TRAVEL/TRAINING          | \$962     | \$3,000        | \$0       | \$3,000          |
| 575                         | 455  | CONTRACT LABOR           | \$0       | \$0            | \$0       | \$19,500         |
| 575                         | 464  | SPECIAL EVENTS           | \$43,742  | \$50,000       | \$1,200   | \$50,000         |
| 575                         | 466  | ADVERTISING              | \$46,018  | \$45,000       | \$11,217  | \$50,000         |
| 575                         |      |                          |           |                |           |                  |
| <b>TOTAL SERVICES</b>       |      |                          | \$93,941  | \$103,100      | \$13,171  | \$126,000        |
| <b>MISCELLANEOUS</b>        |      |                          |           |                |           |                  |
| DEPARTMENT                  | ACCT | ACCT DESC.               | LAST YEAR | CURRENT BUDGET | PROJECTED | REQUESTED BUDGET |
| 575                         | 506  | BUSINESS EXPENSE         | \$20      | \$500          | \$0       | \$500            |
| 575                         | 520  | CONTINGENCY              | \$0       | \$0            | \$0       | \$0              |
| 575                         | 550  | VISITOR CENTER           | \$0       | \$1,000        | \$0       | \$1,000          |
| 575                         |      |                          |           |                |           |                  |
| <b>TOTAL MISCELLANEOUS</b>  |      |                          | \$20      | \$1,500        | \$0       | \$1,500          |
| <b>OTHER</b>                |      |                          |           |                |           |                  |
| DEPARTMENT                  | ACCT | ACCT DESC.               | LAST YEAR | CURRENT BUDGET | PROJECTED | REQUESTED BUDGET |
| 575                         | 700  | TRANSFER TO FUND BALANCE | \$0       | \$11,044       | \$0       | \$0              |
| 575                         | 701  | TRANSFER TO GENERAL      | \$17,783  | \$22,553       | \$22,553  | \$22,553         |
| 575                         |      |                          |           |                |           |                  |
| <b>TOTAL OTHER</b>          |      |                          | \$17,783  | \$33,597       | \$22,553  | \$22,553         |
| <b>TOTAL DEPARTMENT 575</b> |      |                          |           |                |           |                  |
|                             |      |                          | \$198,349 | \$251,545      | \$136,058 | \$274,330        |
|                             |      |                          | % CHANGE  | 27%            | -46%      | 102%             |

| CITY OF ANGLETON                   |            |                |        |                        |                  |            |                  |
|------------------------------------|------------|----------------|--------|------------------------|------------------|------------|------------------|
| FISCAL BUDGET YEAR                 |            |                |        |                        |                  |            |                  |
| OCT. 1, 2021 TO SEPT. 30, 2022     |            |                |        |                        |                  |            |                  |
| COURT TECHNOLOGY                   |            |                |        |                        |                  |            |                  |
| 7                                  |            |                |        |                        |                  |            |                  |
|                                    | LAST YEAR  | CURRENT BUDGET | % CHG. | CURRENT YEAR PROJECTED | REQUESTED BUDGET | % CHG. BUD | COMMENTS         |
| <u>REVENUE</u>                     |            |                |        |                        |                  |            |                  |
| FINES AND PENALTIES                | \$9,327    | \$10,000       | 7%     | \$9,861                | \$10,000         | 0%         | RETURN TO NORMAL |
| <b>TOTAL REVENUE</b>               | \$9,327    | \$10,000       | 7%     | \$9,861                | \$10,000         | 0%         |                  |
|                                    | % CHANGE   | 7%             |        | -1%                    | 1%               |            |                  |
| <u>EXPENDITURES</u>                |            |                |        |                        |                  |            |                  |
| REPAIR & MAINTENANCE               | \$35,382   | \$10,000       |        | \$2,000                | \$10,000         | 0%         | RETURN TO NORMAL |
| <b>TOTAL DEPARTMENT</b>            | \$35,382   | \$10,000       | -72%   | \$2,000                | \$10,000         | 0%         |                  |
|                                    | % CHANGE   | -72%           |        | -80%                   |                  |            |                  |
| REVENUE OVER/ (UNDER) EXPENDITURES | (\$26,055) | \$0            |        | \$7,861                | \$0              |            |                  |

| FISCAL BUDGET YEAR                 |      |                       |           |                |           |                  |  |  |  |
|------------------------------------|------|-----------------------|-----------|----------------|-----------|------------------|--|--|--|
| OCT. 1, 2021 TO SEPT. 30, 2022     |      |                       |           |                |           |                  |  |  |  |
| COURT TECHNOLOGY                   | 7    |                       |           |                |           |                  |  |  |  |
| REVENUE                            | 300  |                       |           |                |           |                  |  |  |  |
| <b>FINES &amp; PENALTIES</b>       |      |                       |           |                |           |                  |  |  |  |
| DEPARTMENT                         | ACCT | ACCT DESC.            | LAST YEAR | CURRENT BUDGET | PROJECTED | REQUESTED BUDGET |  |  |  |
| 300                                | 407  | MC TECHNOLOGY REVENUE | \$9,327   | \$10,000       | \$9,861   | \$10,000         |  |  |  |
| <b>TOTAL FINES &amp; PENALTIES</b> |      |                       | \$9,327   | \$10,000       | \$9,861   | \$10,000         |  |  |  |
|                                    |      |                       | % CHANGE  | 7%             | -1%       | 1%               |  |  |  |
| <b>TOTAL REVENUE</b>               |      |                       |           |                |           |                  |  |  |  |
| 300                                |      |                       | \$9,327   | \$10,000       | \$9,861   | \$10,000         |  |  |  |
|                                    |      |                       | % CHANGE  | 7%             | -1%       | 1%               |  |  |  |

| DEPARTMENT                      | ACCT | ACCT DESC.    | LAST YEAR | CURRENT BUDGET | PROJECTED | REQUESTED BUDGET | COMMENTS |
|---------------------------------|------|---------------|-----------|----------------|-----------|------------------|----------|
| CITY OF ANGLETON                |      |               |           |                |           |                  |          |
| FISCAL BUDGET YEAR              |      |               |           |                |           |                  |          |
| OCT. 1, 2021 TO SEPT. 30, 2022  |      |               |           |                |           |                  |          |
| MC TECHNOLOGY FUND              | 7    |               |           |                |           |                  |          |
| MUNICIPAL COURT                 | 520  |               |           |                |           |                  |          |
| <b>REPAIR &amp; MAINTENANCE</b> |      |               |           |                |           |                  |          |
| 520                             | 305  | R&M VEHICLES  | \$0       | \$0            | \$0       | \$0              |          |
| 520                             | 310  | R&M EQUIPMENT | \$35,382  | \$10,000       | \$2,000   | \$10,000         |          |
| <b>TOTAL REPAIRS AND MAINT.</b> |      |               |           |                |           |                  |          |
|                                 |      |               | \$35,382  | \$10,000       | \$2,000   | \$10,000         |          |
| <b>TOTAL DEPARTMENT</b>         |      |               |           |                |           |                  |          |
|                                 | 520  |               | \$35,382  | \$10,000       | \$2,000   | \$10,000         |          |
|                                 |      |               | % CHANGE  |                | -80%      |                  |          |

| CITY OF ANGLETON               |                |        |                        |                  |            |                   |           |                |        |
|--------------------------------|----------------|--------|------------------------|------------------|------------|-------------------|-----------|----------------|--------|
| FISCAL BUDGET YEAR             |                |        |                        |                  |            |                   |           |                |        |
| OCT. 1, 2021 TO SEPT. 30, 2022 |                |        |                        |                  |            |                   |           |                |        |
| COURT SECURITY                 |                |        |                        |                  |            |                   |           |                |        |
| 8                              |                |        |                        |                  |            |                   |           |                |        |
| <u>REVENUE</u>                 |                |        |                        |                  |            |                   |           |                |        |
| LAST YEAR                      | CURRENT BUDGET | % CHG. | CURRENT YEAR PROJECTED | REQUESTED BUDGET | % CHG. BUD | COMMENTS          | LAST YEAR | CURRENT BUDGET | % CHG. |
| \$8,691                        | \$7,000        | -19%   | \$7,200                | \$5,460          | -22%       | RETURN TO NORMAL  |           |                |        |
| \$136                          | \$160          | 18%    | \$38                   | \$40             | -75%       |                   |           |                |        |
| \$0                            | \$5,000        |        | \$0                    | \$0              |            |                   |           |                |        |
|                                |                |        |                        |                  |            |                   |           |                |        |
| \$8,827                        | \$12,160       | 38%    | \$7,238                | \$5,500          | -55%       |                   |           |                |        |
| % CHANGE                       | 38%            |        | -40%                   | -24%             |            |                   |           |                |        |
|                                |                |        |                        |                  |            |                   |           |                |        |
|                                |                |        |                        |                  |            |                   |           |                |        |
| <u>EXPENDITURES</u>            |                |        |                        |                  |            |                   |           |                |        |
| \$32                           | \$1,940        |        | \$0                    | \$500            | -74%       | RETURN TO NORMAL  |           |                |        |
| \$150                          | \$5,220        |        | \$2,238                | \$0              |            |                   |           |                |        |
| \$5,000                        | \$5,000        | 0%     | \$5,000                | \$5,000          | 0%         | TRANSFER TO COURT |           |                |        |
|                                |                |        |                        |                  |            |                   |           |                |        |
| \$5,182                        | \$12,160       |        | \$7,238                | \$5,500          | -55%       |                   |           |                |        |
| % CHANGE                       |                |        | -40%                   | -24%             |            |                   |           |                |        |
|                                |                |        |                        |                  |            |                   |           |                |        |
| \$3,645                        | \$0            |        | (\$0)                  | \$0              |            |                   |           |                |        |
|                                |                |        |                        |                  |            |                   |           |                |        |

| CITY OF ANGLETON                   |      |                              |           |                |           |                  |  |  |  |
|------------------------------------|------|------------------------------|-----------|----------------|-----------|------------------|--|--|--|
| FISCAL BUDGET YEAR                 |      |                              |           |                |           |                  |  |  |  |
| OCT. 1, 2021 TO SEPT. 30, 2022     |      |                              |           |                |           |                  |  |  |  |
| COURT SECURITY                     |      | 8                            |           |                |           |                  |  |  |  |
| REVENUE                            |      | 300                          |           |                |           |                  |  |  |  |
| FINES & PENALTIES                  |      |                              |           |                |           |                  |  |  |  |
| DEPARTMENT                         | ACCT | ACCT DESC.                   | LAST YEAR | CURRENT BUDGET | PROJECTED | REQUESTED BUDGET |  |  |  |
| 300                                | 408  | MC BUILDING SECURITY REVENUE | \$8,691   | \$7,000        | \$7,200   | \$5,460          |  |  |  |
| <b>TOTAL FINES &amp; PENALTIES</b> |      |                              | \$8,691   | \$7,000        | \$7,200   | \$5,460          |  |  |  |
| MISCELLANEOUS                      |      |                              |           |                |           |                  |  |  |  |
| DEPARTMENT                         | ACCT | ACCT DESC.                   | LAST YEAR | CURRENT BUDGET | PROJECTED | REQUESTED BUDGET |  |  |  |
| 300                                | 800  | INTEREST INCOME              | \$136     | \$160          | \$38      | \$40             |  |  |  |
| <b>TOTAL MISCELLANEOUS</b>         |      |                              | \$136     | \$160          | \$38      | \$40             |  |  |  |
| TRANSFERS                          |      |                              |           |                |           |                  |  |  |  |
| DEPARTMENT                         | ACCT | ACCT DESC.                   | LAST YEAR | CURRENT BUDGET | PROJECTED | REQUESTED BUDGET |  |  |  |
| 300                                | 901  | TRANSFER FROM FUND BALANCE   | \$0       | \$5,000        | \$0       | \$0              |  |  |  |
| <b>TOTAL TRANSFERS</b>             |      |                              | \$0       | \$5,000        | \$0       | \$0              |  |  |  |
| <b>TOTAL REVENUE</b>               |      | 300                          | \$8,827   | \$12,160       | \$7,238   | \$5,500          |  |  |  |
|                                    |      |                              | % CHANGE  | 38%            | -40%      | -24%             |  |  |  |

| CITY OF ANGLETON               |      |                            |           |                |           |                  |  |  |  |
|--------------------------------|------|----------------------------|-----------|----------------|-----------|------------------|--|--|--|
| FISCAL BUDGET YEAR             |      |                            |           |                |           |                  |  |  |  |
| OCT. 1, 2021 TO SEPT. 30, 2022 |      |                            |           |                |           |                  |  |  |  |
| MC BUILDING SECURITY FUND      |      | 8                          |           |                |           |                  |  |  |  |
| MUNICIPAL COURT                |      | 520                        |           |                |           |                  |  |  |  |
| SUPPLIES                       |      |                            |           |                |           |                  |  |  |  |
| DEPARTMENT                     | ACCT | ACCT DESC.                 | LAST YEAR | CURRENT BUDGET | PROJECTED | REQUESTED BUDGET |  |  |  |
| 520                            | 205  | SECURITY FUND-GEN SUPPLIES | \$0       | \$985          | \$0       | \$0              |  |  |  |
| 520                            | 220  | POSTAGE                    | \$32      | \$955          | \$0       | \$500            |  |  |  |
| <b>TOTAL SUPPLIES</b>          |      |                            | \$32      | \$1,940        | \$0       | \$500            |  |  |  |
|                                |      |                            | % CHANGE  |                | -100%     | -74%             |  |  |  |
| SERVICES                       |      |                            |           |                |           |                  |  |  |  |
| DEPARTMENT                     | ACCT | ACCT DESC.                 | LAST YEAR | CURRENT BUDGET | PROJECTED | REQUESTED BUDGET |  |  |  |
| 520                            | 405  | MC-SEC-AIR TIME USAGE      | \$0       | \$1,080        | \$0       | \$0              |  |  |  |
| 520                            | 420  | DUES/SUBSCRIPTIONS         | \$0       | \$120          | \$0       | \$0              |  |  |  |
| 520                            | 425  | MC SECURITY-TRAVEL/TRAIN   | \$150     | \$4,020        | \$2,238   | \$0              |  |  |  |
| <b>TOTAL SERVICES</b>          |      |                            | \$150     | \$5,220        | \$2,238   | \$0              |  |  |  |
|                                |      |                            | % CHANGE  |                | -57%      | -100%            |  |  |  |
| OTHER                          |      |                            |           |                |           |                  |  |  |  |
| DEPARTMENT                     | ACCT | ACCT DESC.                 | LAST YEAR | CURRENT BUDGET | PROJECTED | REQUESTED BUDGET |  |  |  |
| 520                            | 701  | TRANSFER TO GENERAL FUND   | \$5,000   | \$5,000        | \$5,000   | \$5,000          |  |  |  |
| <b>TOTAL OTHER</b>             |      |                            | \$5,000   | \$5,000        | \$5,000   | \$5,000          |  |  |  |
| <b>TOTAL DEPARTMENT 520</b>    |      |                            | \$5,182   | \$12,160       | \$7,238   | \$5,500          |  |  |  |
|                                |      |                            | % CHANGE  | 135%           | -40%      | -24%             |  |  |  |

| CITY OF ANGLETON                   |                |        |                        |                  |  |   |
|------------------------------------|----------------|--------|------------------------|------------------|--|---|
| FISCAL BUDGET YEAR                 |                |        |                        |                  |  |   |
| OCT. 1, 2021 TO SEPT. 30, 2022     |                |        |                        |                  |  |   |
| STEP GRANT - CMV                   |                |        |                        |                  |  |   |
|                                    |                |        |                        |                  |  | 9 |
| <u>REVENUE</u>                     |                |        |                        |                  |  |   |
| LAST YEAR                          | CURRENT BUDGET | % CHG. | CURRENT YEAR PROJECTED | REQUESTED BUDGET |  |   |
| \$0                                | \$15,015       |        | \$15,015               | \$15,015         |  |   |
| \$0                                | \$15,015       |        | \$15,015               | \$15,015         |  |   |
| % CHANGE                           |                |        | 0%                     | 0%               |  |   |
| GRANT INCOME                       |                |        |                        |                  |  |   |
| TOTAL REVENUE                      |                |        |                        |                  |  |   |
| <u>EXPENDITURES</u>                |                |        |                        |                  |  |   |
| LAST YEAR                          | CURRENT BUDGET | % CHG. | CURRENT YEAR PROJECTED | REQUESTED BUDGET |  |   |
| \$0                                | \$15,015       |        | \$15,015               | \$15,015         |  |   |
| \$0                                | \$15,015       |        | \$15,015               | \$15,015         |  |   |
| % CHANGE                           |                |        | 0%                     | 0%               |  |   |
| PERSONNEL SERVICES                 |                |        |                        |                  |  |   |
| TOTAL DEPARTMENT                   |                |        |                        |                  |  |   |
| REVENUE OVER/ (UNDER) EXPENDITURES |                |        |                        |                  |  |   |
| \$0                                | \$0            |        | \$0                    | \$0              |  |   |

| CITY OF ANGLETON               |          |                     |           |                |           |                  |  |  |  |  |  |
|--------------------------------|----------|---------------------|-----------|----------------|-----------|------------------|--|--|--|--|--|
| FISCAL BUDGET YEAR             |          |                     |           |                |           |                  |  |  |  |  |  |
| OCT. 1, 2021 TO SEPT. 30, 2022 |          |                     |           |                |           |                  |  |  |  |  |  |
| DEPARTMENT                     | ACCT     | ACCT DESC.          | LAST YEAR | CURRENT BUDGET | PROJECTED | REQUESTED BUDGET |  |  |  |  |  |
| STEP GRANT - CMV REVENUE       | 9<br>300 |                     |           |                |           |                  |  |  |  |  |  |
| <b>UTILITIES INCOME</b>        |          |                     |           |                |           |                  |  |  |  |  |  |
| 300                            | 300      | TXDOT GRANT REVENUE | \$0       | \$11,999       | \$11,999  | \$11,999         |  |  |  |  |  |
| 300                            | 301      | CITY MATCH - CMV    | \$0       | \$3,016        | \$3,016   | \$3,016          |  |  |  |  |  |
| <b>TOTAL UTILITIES INCOME</b>  |          |                     | \$0       | \$15,015       | \$15,015  | \$15,015         |  |  |  |  |  |
| <b>TOTAL REVENUE</b>           | 300      |                     | \$0       | \$15,015       | \$15,015  | \$15,015         |  |  |  |  |  |
|                                |          |                     | % CHANGE  |                | 0%        | 0%               |  |  |  |  |  |



| CITY OF ANGLETON                   |  |           |                |        |                        |                  |            |             |                  |  |  |  |  |
|------------------------------------|--|-----------|----------------|--------|------------------------|------------------|------------|-------------|------------------|--|--|--|--|
| FISCAL BUDGET YEAR                 |  |           |                |        |                        |                  |            |             |                  |  |  |  |  |
| OCT. 1, 2021 TO SEPT. 30, 2022     |  |           |                |        |                        |                  |            |             |                  |  |  |  |  |
| POLICE DRUG CONFISCATION           |  |           |                |        |                        |                  |            |             |                  |  |  |  |  |
|                                    |  | 10        |                |        |                        |                  |            |             |                  |  |  |  |  |
| <u>REVENUE</u>                     |  | LAST YEAR | CURRENT BUDGET | % CHG. | CURRENT YEAR PROJECTED | REQUESTED BUDGET | % CHG. BUD | COMMENTS    | \$ CHANGE BUDGET |  |  |  |  |
| FINES AND PENALTIES                |  | \$26,643  | \$11,198       | -58%   | \$11,198               | \$0              |            | NO ACTIVITY | (\$11,198)       |  |  |  |  |
| MISCELLANEOUS                      |  | \$84      | \$100          | 19%    | \$74                   | \$50             | -50%       |             | (\$50)           |  |  |  |  |
| TRANSFERS                          |  | \$0       | \$5,900        |        | \$5,900                | \$950            | -84%       |             | (\$4,950)        |  |  |  |  |
| <b>TOTAL REVENUE</b>               |  | \$26,727  | \$17,198       | -36%   | \$17,172               | \$1,000          | -94%       |             | (\$16,198)       |  |  |  |  |
|                                    |  | % CHANGE  | -36%           |        | 0%                     | -94%             |            |             |                  |  |  |  |  |
| <u>EXPENDITURES</u>                |  | LAST YEAR | CURRENT BUDGET | % CHG. | CURRENT YEAR PROJECTED | REQUESTED BUDGET | % CHG. BUD | COMMENTS    | \$ CHANGE BUDGET |  |  |  |  |
| TOTAL SUPPLIES                     |  | \$0       | \$0            |        | \$17,322               | \$0              |            |             | \$0              |  |  |  |  |
| TOTAL SERVICES                     |  | \$6,187   | \$7,000        |        | \$0                    | \$1,000          | -86%       |             | (\$6,000)        |  |  |  |  |
| OTHER                              |  | \$0       | \$10,198       |        | \$0                    | \$0              |            |             | (\$10,198)       |  |  |  |  |
| <b>TOTAL DEPARTMENT</b>            |  | \$6,187   | \$17,198       | 178%   | \$17,322               | \$1,000          | -94%       |             | (\$16,198)       |  |  |  |  |
|                                    |  | % CHANGE  | 178%           |        | 1%                     | -94%             |            |             |                  |  |  |  |  |
| REVENUE OVER/ (UNDER) EXPENDITURES |  | \$20,540  | \$0            |        | (\$150)                | \$0              |            |             |                  |  |  |  |  |

| CITY OF ANGLETON                   |      |                            |           |                |           |                  |  |  |  |
|------------------------------------|------|----------------------------|-----------|----------------|-----------|------------------|--|--|--|
| FISCAL BUDGET YEAR                 |      |                            |           |                |           |                  |  |  |  |
| OCT. 1, 2021 TO SEPT. 30, 2022     |      |                            |           |                |           |                  |  |  |  |
| POLICE DRUG CONFISCATION           |      |                            |           |                |           |                  |  |  |  |
| REVENUE                            |      |                            |           |                |           |                  |  |  |  |
| FINES & PENALTIES                  |      |                            |           |                |           |                  |  |  |  |
| DEPARTMENT                         | ACCT | ACCT DESC.                 | LAST YEAR | CURRENT BUDGET | PROJECTED | REQUESTED BUDGET |  |  |  |
| 300                                | 420  | DRUG CONFISCATION          | \$26,643  | \$11,198       | \$11,198  | \$0              |  |  |  |
| 300                                |      |                            |           |                |           |                  |  |  |  |
| <b>TOTAL FINES &amp; PENALTIES</b> |      |                            |           |                |           |                  |  |  |  |
|                                    |      |                            | \$26,643  | \$11,198       | \$11,198  | \$0              |  |  |  |
| <b>MISCELLANEOUS</b>               |      |                            |           |                |           |                  |  |  |  |
| DEPARTMENT                         | ACCT | ACCT DESC.                 | LAST YEAR | CURRENT BUDGET | PROJECTED | REQUESTED BUDGET |  |  |  |
| 300                                | 800  | INTEREST INCOME            | \$84      | \$100          | \$74      | \$50             |  |  |  |
| 300                                |      |                            |           |                |           |                  |  |  |  |
| <b>TOTAL MISCELLANEOUS</b>         |      |                            |           |                |           |                  |  |  |  |
|                                    |      |                            | \$84      | \$100          | \$74      | \$50             |  |  |  |
| <b>TRANSFERS</b>                   |      |                            |           |                |           |                  |  |  |  |
| DEPARTMENT                         | ACCT | ACCT DESC.                 | LAST YEAR | CURRENT BUDGET | PROJECTED | REQUESTED BUDGET |  |  |  |
| 300                                | 901  | TRANSFER FROM FUND BALANCE |           | \$5,900        | \$5,900   | \$950            |  |  |  |
| 300                                |      |                            |           |                |           |                  |  |  |  |
| <b>TOTAL TRANSFERS</b>             |      |                            |           |                |           |                  |  |  |  |
|                                    |      |                            | \$0       | \$5,900        | \$5,900   | \$950            |  |  |  |
| <b>TOTAL REVENUE</b>               |      |                            |           |                |           |                  |  |  |  |
|                                    | 300  |                            | \$26,727  | \$17,198       | \$17,172  | \$1,000          |  |  |  |
|                                    |      |                            | % CHANGE  | -36%           | 0%        | -94%             |  |  |  |



| CITY OF ANGLETON                  |           |                |        |                        |                  |            |                  |  |    |  |
|-----------------------------------|-----------|----------------|--------|------------------------|------------------|------------|------------------|--|----|--|
| FISCAL BUDGET YEAR                |           |                |        |                        |                  |            |                  |  |    |  |
| OCT. 1, 2021 TO SEPT. 30, 2022    |           |                |        |                        |                  |            |                  |  |    |  |
| COMMUNITY EVENTS                  |           |                |        |                        |                  |            |                  |  |    |  |
|                                   |           |                |        |                        |                  |            |                  |  | 11 |  |
| <u>REVENUE</u>                    |           |                |        |                        |                  |            |                  |  |    |  |
| MISCELLANEOUS                     | LAST YEAR | CURRENT BUDGET | % CHG. | CURRENT YEAR PROJECTED | REQUESTED BUDGET | % CHG. BUD | \$ CHANGE BUDGET |  |    |  |
|                                   | \$65,795  | \$124,100      | 89%    | \$30                   | \$132,000        | 6%         | \$7,900          |  |    |  |
| TOTAL REVENUE                     | \$65,795  | \$124,100      | 89%    | \$30                   | \$132,000        | 6%         | \$7,900          |  |    |  |
|                                   | % CHANGE  | 89%            |        | -100%                  |                  |            |                  |  |    |  |
| <u>EXPENDITURES</u>               |           |                |        |                        |                  |            |                  |  |    |  |
| TOTAL SUPPLIES                    | LAST YEAR | CURRENT BUDGET | % CHG. | CURRENT YEAR PROJECTED | REQUESTED BUDGET | % CHG.     | \$ CHANGE BUDGET |  |    |  |
| REPAIR & MAINTENANCE              | \$300     | \$7,000        |        | \$17,000               | \$17,000         | 100%       | \$10,000         |  |    |  |
| TOTAL SERVICES                    | \$11,325  | \$18,000       |        | \$5,000                | \$18,000         |            | \$0              |  |    |  |
| OTHER                             | \$48,337  | \$85,300       |        | \$2,780                | \$97,000         | 100%       | \$11,700         |  |    |  |
|                                   | \$85      | \$13,800       |        | \$0                    | \$0              | 0%         | (\$13,800)       |  |    |  |
| TOTAL DEPARTMENT                  | \$60,047  | \$124,100      | 107%   | \$24,780               | \$132,000        |            | \$7,900          |  |    |  |
|                                   | % CHANGE  | 107%           |        | -80%                   |                  |            |                  |  |    |  |
| REVENUE OVER/(UNDER) EXPENDITURES | \$5,748   | \$0            |        | (\$24,751)             | \$0              |            |                  |  |    |  |

| CITY OF ANGLETON               |      |                                |           |                |           |                  |  |  |  |  |  |  |  |
|--------------------------------|------|--------------------------------|-----------|----------------|-----------|------------------|--|--|--|--|--|--|--|
| FISCAL BUDGET YEAR             |      |                                |           |                |           |                  |  |  |  |  |  |  |  |
| OCT. 1, 2021 TO SEPT. 30, 2022 |      |                                |           |                |           |                  |  |  |  |  |  |  |  |
| COMMUNITY EVENTS               |      | 11                             |           |                |           |                  |  |  |  |  |  |  |  |
| REVENUE                        |      | 300                            |           |                |           |                  |  |  |  |  |  |  |  |
| MISCELLANEOUS                  |      |                                |           |                |           |                  |  |  |  |  |  |  |  |
| DEPARTMENT                     | ACCT | ACCT DESC.                     | LAST YEAR | CURRENT BUDGET | PROJECTED | REQUESTED BUDGET |  |  |  |  |  |  |  |
| 300                            | 800  | MARKET DAYS REVENUE - NOVEMBER | \$51,656  | \$52,000       | \$0       | \$57,000         |  |  |  |  |  |  |  |
| 300                            | 801  | INTEREST INCOME                | \$187     | \$500          | \$30      | \$100            |  |  |  |  |  |  |  |
| 300                            | 805  | MARKET DAYS REVENUE - MARCH    | \$3,731   | \$48,600       | \$0       | \$51,900         |  |  |  |  |  |  |  |
| 300                            | 810  | FREEDOM FESTIVAL REVENUE       | \$0       | \$10,000       | \$0       | \$10,000         |  |  |  |  |  |  |  |
| 300                            | 815  | HOC - VENDORS                  | \$10,221  | \$13,000       | \$0       | \$13,000         |  |  |  |  |  |  |  |
|                                |      |                                |           |                |           |                  |  |  |  |  |  |  |  |
| <b>TOTAL MISCELLANEOUS</b>     |      |                                | \$65,795  | \$124,100      | \$30      | \$132,000        |  |  |  |  |  |  |  |
|                                |      |                                |           |                |           |                  |  |  |  |  |  |  |  |
| <b>TOTAL REVENUE</b>           | 300  |                                | \$65,795  | \$124,100      | \$30      | \$132,000        |  |  |  |  |  |  |  |
|                                |      |                                | % CHANGE  | 89%            | -100%     |                  |  |  |  |  |  |  |  |

| CITY OF ANGLETON                |      |                          |           |                |           |                  |              |  |  |
|---------------------------------|------|--------------------------|-----------|----------------|-----------|------------------|--------------|--|--|
| FISCAL BUDGET YEAR              |      |                          |           |                |           |                  |              |  |  |
| OCT. 1, 2021 TO SEPT. 30, 2022  |      |                          |           |                |           |                  |              |  |  |
| COMMUNITY EVENTS                |      |                          |           |                |           |                  |              |  |  |
| ECONOMIC DEVELOPMENT            |      |                          |           |                |           |                  |              |  |  |
| 11                              |      |                          |           |                |           |                  |              |  |  |
| 557                             |      |                          |           |                |           |                  |              |  |  |
| SUPPLIES                        |      |                          |           |                |           |                  |              |  |  |
| DEPARTMENT                      | ACCT | ACCT DESC.               | LAST YEAR | CURRENT BUDGET | PROJECTED | REQUESTED BUDGET | COMMENTS     |  |  |
| 557                             | 205  | GENERAL SUPPLIES         | \$300     | \$1,000        | \$1,000   | \$1,000          |              |  |  |
| 557                             | 212  | MAYORS APPREC. DINNER    | \$0       | \$6,000        | \$16,000  | \$16,000         | MOVE COUNCIL |  |  |
| 557                             |      |                          |           |                |           |                  |              |  |  |
| <b>TOTAL SUPPLIES</b>           |      |                          | \$300     | \$7,000        | \$17,000  | \$17,000         |              |  |  |
| REPAIR & MAINTENANCE            |      |                          |           |                |           |                  |              |  |  |
| DEPARTMENT                      | ACCT | ACCT DESC.               | LAST YEAR | CURRENT BUDGET | PROJECTED | REQUESTED BUDGET | COMMENTS     |  |  |
| 557                             | 315  | PROFESSIONAL PRINTING    | \$0       | \$5,000        | \$5,000   | \$5,000          |              |  |  |
| 557                             | 316  | HOC - CHARITABLE CONTR.  | \$11,325  | \$13,000       | \$0       | \$13,000         |              |  |  |
| 557                             |      |                          |           |                |           |                  |              |  |  |
| <b>TOTAL REPAIRS AND MAINT.</b> |      |                          | \$11,325  | \$18,000       | \$5,000   | \$18,000         |              |  |  |
| SERVICES                        |      |                          |           |                |           |                  |              |  |  |
| DEPARTMENT                      | ACCT | ACCT DESC.               | LAST YEAR | CURRENT BUDGET | PROJECTED | REQUESTED BUDGET | COMMENTS     |  |  |
| 557                             | 427  | CONCERT IN THE PARK      | \$8,190   | \$37,000       | \$0       | \$37,000         |              |  |  |
| 557                             | 463  | MARKET DAYS EXPENSE      | \$132     | \$0            | \$0       | \$10,000         |              |  |  |
| 557                             | 464  | HEART OF CHRISTMAS       | \$13,676  | \$17,800       | \$2,780   | \$20,000         |              |  |  |
| 557                             | 465  | FREEDOM FESTIVAL EXPENSE | \$26,339  | \$28,500       | \$0       | \$30,000         |              |  |  |
| 557                             | 476  | BANK CREDIT CD CHGS      |           | \$2,000        | \$0       | \$0              |              |  |  |
| 557                             |      |                          |           |                |           |                  |              |  |  |
| <b>TOTAL SERVICES</b>           |      |                          | \$48,337  | \$85,300       | \$2,780   | \$97,000         |              |  |  |
|                                 |      |                          | % CHANGE  |                | -97%      |                  |              |  |  |

| OTHER      |                         |                            |           |                |           |                  |          |  |  |
|------------|-------------------------|----------------------------|-----------|----------------|-----------|------------------|----------|--|--|
| DEPARTMENT | ACCT                    | ACCT DESC.                 | LAST YEAR | CURRENT BUDGET | PROJECTED | REQUESTED BUDGET | COMMENTS |  |  |
| 557        | 721                     | TRANSFER TO FUND BALANCE   | \$0       | \$13,800       | \$0       | \$0              |          |  |  |
| 557        | 722                     | TRANSFER TO LIVABLE CENTER | \$85      | \$0            | \$0       | \$0              |          |  |  |
| 557        |                         |                            |           |                |           |                  |          |  |  |
|            | <b>TOTAL OTHER</b>      |                            | \$85      | \$13,800       | \$0       | \$0              |          |  |  |
|            | <b>TOTAL DEPARTMENT</b> | 557                        | \$60,047  | \$124,100      | \$24,780  | \$132,000        |          |  |  |
|            |                         |                            | % CHANGE  | 107%           | -80%      |                  |          |  |  |

| CITY OF ANGLETON                          |           |                |        |                        |                  |            |                   |                  |  |
|---|-----------|----------------|--------|------------------------|------------------|------------|-------------------|------------------|--|
| FISCAL BUDGET YEAR                        |           |                |        |                        |                  |            |                   |                  |  |
| OCT. 1, 2021 TO SEPT. 30, 2022            |           |                |        |                        |                  |            |                   |                  |  |
| CHILD SAFETY                              |           |                |        |                        |                  |            |                   |                  |  |
| 12  |           |                |        |                        |                  |            |                   |                  |  |
|   |           |                |        |                        |                  |            |                   |                  |  |
|   | LAST YEAR | CURRENT BUDGET | % CHG. | CURRENT YEAR PROJECTED | REQUESTED BUDGET | % CHG. BUD | COMMENTS          | \$ CHANGE BUDGET |  |
| <b>REVENUE</b>                            |           |                |        |                        |                  |            |                   |                  |  |
| FINES AND PENALTIES                       | \$2,259   | \$2,000        | -11%   | \$2,019                | \$2,025          | 1%         | RETURN TO NORMAL  | \$25             |  |
| MISCELLANEOUS                             | \$48      | \$25           | -48%   | \$6                    | \$0              |            |                   | (\$25)           |  |
| <b>TOTAL REVENUE</b>                      | \$2,307   | \$2,025        | -12%   | \$2,025                | \$2,025          | 0%         |                   | \$0              |  |
|   | % CHANGE  | -12%           |        | 0%                     | 0%               |            |                   |                  |  |
| <b>EXPENDITURES</b>                       |           |                |        |                        |                  |            |                   |                  |  |
| OTHER                                     | \$5,000   | \$2,025        | -60%   | \$2,025                | \$2,025          | 0%         | TRANSFER TO COURT | \$0              |  |
| <b>TOTAL DEPARTMENT</b>                   | \$5,000   | \$2,025        | -60%   | \$2,025                | \$2,025          | 0%         |                   | \$0              |  |
|   | % CHANGE  | -60%           |        | 0%                     | 0%               |            |                   |                  |  |
| <b>REVENUE OVER/ (UNDER) EXPENDITURES</b> | (\$2,693) | \$0            |        | \$0                    | \$0              |            |                   |                  |  |

| CITY OF ANGLETON                   |           |                 |           |                |           |                  |  |  |  |  |
|------------------------------------|-----------|-----------------|-----------|----------------|-----------|------------------|--|--|--|--|
| FISCAL BUDGET YEAR                 |           |                 |           |                |           |                  |  |  |  |  |
| OCT. 1, 2021 TO SEPT. 30, 2022     |           |                 |           |                |           |                  |  |  |  |  |
| DEPARTMENT                         | ACCT      | ACCT DESC.      | LAST YEAR | CURRENT BUDGET | PROJECTED | REQUESTED BUDGET |  |  |  |  |
| CHILD SAFETY REVENUE               | 12<br>300 |                 |           |                |           |                  |  |  |  |  |
| <b>FINES &amp; PENALTIES</b>       |           |                 |           |                |           |                  |  |  |  |  |
|                                    | 401       | COURT REVENUE   | \$2,259   | \$2,000        | \$2,019   | \$2,025          |  |  |  |  |
|                                    | 300       |                 | \$0       | \$0            | \$0       | \$0              |  |  |  |  |
| <b>TOTAL FINES &amp; PENALTIES</b> |           |                 | \$2,259   | \$2,000        | \$2,019   | \$2,025          |  |  |  |  |
|                                    |           |                 | % CHANGE  | -11%           | 1%        | 0%               |  |  |  |  |
| <b>MISCELLANEOUS</b>               |           |                 |           |                |           |                  |  |  |  |  |
| DEPARTMENT                         | ACCT      | ACCT DESC.      | LAST YEAR | CURRENT BUDGET | PROJECTED | REQUESTED BUDGET |  |  |  |  |
|                                    | 800       | INTEREST INCOME | \$48      | \$25           | \$6       | \$0              |  |  |  |  |
|                                    | 300       |                 | \$48      | \$25           | \$6       | \$0              |  |  |  |  |
| <b>TOTAL MISCELLANEOUS</b>         |           |                 | \$48      | \$25           | \$6       | \$0              |  |  |  |  |
| <b>TOTAL REVENUE</b>               | 300       |                 | \$2,307   | \$2,025        | \$2,025   | \$2,025          |  |  |  |  |
|                                    |           |                 | % CHANGE  | -12%           | 0%        | 0%               |  |  |  |  |



| CITY OF ANGLETON                  |           |                |                        |                  |  |             |
|-----------------------------------|-----------|----------------|------------------------|------------------|--|-------------|
| FISCAL BUDGET YEAR                |           |                |                        |                  |  |             |
| OCT. 1, 2021 TO SEPT. 30, 2022    |           |                |                        |                  |  |             |
| KEEP ANGLETON BEAUTIFUL           |           |                |                        |                  |  |             |
| REVENUE                           |           |                |                        |                  |  |             |
|                                   | LAST YEAR | CURRENT BUDGET | CURRENT YEAR PROJECTED | REQUESTED BUDGET | COMMENTS                                 | \$ CHG BUDG |
| REVENUE                           |           |                |                        |                  |  |             |
| UTILITIES INCOME                  | \$0       | \$1,450        | \$3,450                | \$3,500          |  | \$2,050     |
| PARKS & RECREATION                | \$31,650  | \$0            | \$0                    | \$0              |  | \$0         |
| MISCELLANEOUS                     | \$32,220  | \$29,625       | \$27,464               | \$30,625         |  | \$1,000     |
| TRANSFERS                         | \$0       | \$51,625       | \$0                    | \$60,000         | KAB / GENERAL FUND BALANCE               | \$8,375     |
| <b>TOTAL REVENUE</b>              | \$63,870  | \$82,700       | \$30,914               | \$94,125         |  | \$11,425    |
|                                   | % CHANGE  | 29%            | -63%                   |                  |  |             |
| KAB EXPENDITURES                  |           |                |                        |                  |  |             |
| TOTAL SUPPLIES                    | \$1,245   | \$1,250        | \$2,341                | \$2,300          |  | \$1,050     |
| TOTAL SERVICES                    | \$17,121  | \$29,425       | \$25,931               | \$31,325         |  | \$1,900     |
| MISCELLANEOUS                     | \$300     | \$400          | \$468                  | \$500            |  | \$100       |
| CAPITAL EXPENDITURES              | \$0       | \$0            | \$0                    | \$60,000         | LOOP 274 MEDIUM LANDSCAPING / VEGETATION | \$60,000    |
| <b>TOTAL DEPARTMENT</b>           | \$18,666  | \$31,075       | \$28,740               | \$94,125         |  | \$0         |
|                                   | % CHANGE  | 66%            | -8%                    |                  |  | \$63,050    |
| REVENUE OVER/(UNDER) EXPENDITURES | \$45,204  | \$51,625       | \$2,174                | \$0              |  |             |

| CITY OF ANGLETON               |      |                             |           |                |           |                  |  |  |  |
|--------------------------------|------|-----------------------------|-----------|----------------|-----------|------------------|--|--|--|
| FISCAL BUDGET YEAR             |      |                             |           |                |           |                  |  |  |  |
| OCT. 1, 2021 TO SEPT. 30, 2022 |      |                             |           |                |           |                  |  |  |  |
| KEEP ANGLETON BEAUTIFUL        |      |                             |           |                |           |                  |  |  |  |
| REVENUE                        |      |                             |           |                |           |                  |  |  |  |
| 13                             |      |                             |           |                |           |                  |  |  |  |
| 300                            |      |                             |           |                |           |                  |  |  |  |
| UTILITIES INCOME               |      |                             |           |                |           |                  |  |  |  |
| DEPARTMENT                     | ACCT | ACCT DESC.                  | LAST YEAR | CURRENT BUDGET | PROJECTED | REQUESTED BUDGET | COMMENTS   |  |  |
| 300                            | 303  | KAB MEMBERSHIPS             | \$0       | \$125          | \$1,450   | \$1,500          | We are anticipating membership renewal as well as new memberships next FY. |  |  |
| 300                            | 306  | TRASH BAG REVENUE           | \$0       | \$1,325        | \$2,000   | \$2,000          | Trash bag sales.   |  |  |
| TOTAL UTILITIES INCOME         |      |                             | \$0       | \$1,450        | \$3,450   | \$3,500          |  |  |  |
| PARKS AND RECREATION           |      |                             |           |                |           |                  |  |  |  |
| DEPARTMENT                     | ACCT | ACCT DESC.                  | LAST YEAR | CURRENT BUDGET | PROJECTED | REQUESTED BUDGET | COMMENTS   |  |  |
| 300                            | 701  |                             | \$31,650  | \$0            | \$0       | \$0              |  |  |  |
| TOTAL PARKS AND RECREATION     |      |                             | \$31,650  | \$0            | \$0       | \$0              |  |  |  |
|                                |      |                             | % CHANGE  | -100%          |           |                  |  |  |  |
| MISCELLANEOUS                  |      |                             |           |                |           |                  |  |  |  |
| DEPARTMENT                     | ACCT | ACCT DESC.                  | LAST YEAR | CURRENT BUDGET | PROJECTED | REQUESTED BUDGET | COMMENTS   |  |  |
| 300                            | 800  | INTEREST INCOME             | \$369     | \$350          | \$142     | \$125            |  |  |  |
| 300                            | 804  | KAB DONATIONS               | \$24,151  | \$21,850       | \$22,322  | \$24,000         |  |  |  |
| 300                            | 805  | DONATIONS                   | \$1,700   | \$1,325        | \$0       | \$1,500          |  |  |  |
| 300                            | 812  | KAB-WASTE CONNECTION INCOME | \$6,000   | \$6,000        | \$5,000   | \$5,000          |  |  |  |
| TOTAL MISCELLANEOUS            |      |                             | \$32,220  | \$29,625       | \$27,464  | \$30,625         |  |  |  |
|                                |      |                             | % CHANGE  | -8%            | -7%       | 12%              |  |  |  |

| CITY OF ANGLETON               |      |                            |           |                |           |                  |  |  |  |  |
|--------------------------------|------|----------------------------|-----------|----------------|-----------|------------------|--|--|--|--|
| FISCAL BUDGET YEAR             |      |                            |           |                |           |                  |  |  |  |  |
| OCT. 1, 2021 TO SEPT. 30, 2022 |      |                            |           |                |           |                  |  |  |  |  |
| KEEP ANGLETON BEAUTIFUL        |      | 13                         |           |                |           |                  |  |  |  |  |
| REVENUE                        |      | 300                        |           |                |           |                  |  |  |  |  |
| TRANSFERS                      |      |                            |           |                |           |                  |  |  |  |  |
| DEPARTMENT                     | ACCT | ACCT DESC.                 | LAST YEAR | CURRENT BUDGET | PROJECTED | REQUESTED BUDGET |  |  |  |  |
| 300                            | 900  | TRANSFER FROM FUND BALANCE | \$0       | \$51,625       | \$0       | \$0              |  |  |  |  |
| 300                            | 901  | TRANSFER FROM GF BALANCE   | \$0       | \$0            | \$0       | \$60,000         |  |  |  |  |
| 300                            |      |                            |           |                |           |                  |  |  |  |  |
| <b>TOTAL TRANSFERS</b>         |      |                            | \$0       | \$51,625       | \$0       | \$60,000         |  |  |  |  |
| <b>TOTAL REVENUE</b>           | 300  |                            | \$63,870  | \$82,700       | \$30,914  | \$94,125         |  |  |  |  |
|                                |      |                            | % CHANGE  | 29%            | -63%      |                  |  |  |  |  |

| CITY OF ANGLETON               |      |                      |           |                |           |                  |  |  |  |  |  |
|--------------------------------|------|----------------------|-----------|----------------|-----------|------------------|--|--|--|--|--|
| FISCAL BUDGET YEAR             |      |                      |           |                |           |                  |  |  |  |  |  |
| OCT. 1, 2021 TO SEPT. 30, 2022 |      |                      |           |                |           |                  |  |  |  |  |  |
| KEEP ANGLETON BEAUTIFUL        |      | 13                   |           |                |           |                  |  |  |  |  |  |
| ADMINISTRATION                 |      | 500                  |           |                |           |                  |  |  |  |  |  |
| SUPPLIES                       |      |                      |           |                |           |                  |  |  |  |  |  |
| DEPARTMENT                     | ACCT | ACCT DESC.           | LAST YEAR | CURRENT BUDGET | PROJECTED | REQUESTED BUDGET | COMMENTS   |  |  |  |  |
| 500                            | 203  | APPAREL              | \$301     | \$400          | \$400     | \$400            | HOC shirts \$300 and staff shirts \$100  |  |  |  |  |
| 500                            | 205  | GENERAL SUPPLIES     | \$469     | \$500          | \$1,500   | \$1,500          | Meetings and membership incentives   |  |  |  |  |
| 500                            | 206  | EDUCATION            | \$53      | \$0            | \$0       | \$0              | Conservation education supplies for school and Library   |  |  |  |  |
| 500                            | 207  | AWARDS & RECOGNITION | \$422     | \$250          | \$367     | \$400            | Picture frames for monthly awards April - October  |  |  |  |  |
| 500                            | 210  | OFFICE SUPPLIES      | \$0       | \$100          | \$74      | \$0              |  |  |  |  |  |
| 500                            |      |                      |           |                |           |                  |  |  |  |  |  |
| <b>TOTAL SUPPLIES</b>          |      |                      | \$1,245   | \$1,250        | \$2,341   | \$2,300          |  |  |  |  |  |
| SERVICES                       |      |                      |           |                |           |                  |  |  |  |  |  |
| DEPARTMENT                     | ACCT | ACCT DESC.           | LAST YEAR | CURRENT BUDGET | PROJECTED | REQUESTED BUDGET | COMMENTS   |  |  |  |  |
| 500                            | 406  | CLEAN UP COSTS       | \$7,229   | \$12,500       | \$10,754  | \$10,375         | TXDOT box wraps, city building landscapes & monarch waystation maintenance                       |  |  |  |  |
| 500                            | 407  | BEAUTIFICATION       | \$5,151   | \$7,000        | \$10,000  | \$10,000         | Conservation education supplies for school and Library, green series, rain barrel workshop, etc. |  |  |  |  |
| 500                            | 408  | EDUCATION            | \$474     | \$500          | \$100     | \$500            | KTB \$150 & KAB \$200  |  |  |  |  |
| 500                            | 420  | DUES/SUBSCRIPTIONS   | \$370     | \$425          | \$577     | \$350            | KTB Conference: \$375 for seven members and one employee; Hotel:\$3200                           |  |  |  |  |
| 500                            | 425  | TRAVEL/TRAINING      | \$1,278   | \$6,000        | \$800     | \$6,500          |  |  |  |  |  |
| 500                            | 430  | PLANTER MAINTENANCE  | \$1,126   | \$2,000        | \$2,000   | \$2,000          |  |  |  |  |  |
| 500                            | 446  | ADVERTISING          | \$1,493   | \$1,000        | \$1,700   | \$1,600          | Fall & Spring Sweep inserts  |  |  |  |  |
| 500                            |      |                      |           |                |           |                  |  |  |  |  |  |
| <b>TOTAL SERVICES</b>          |      |                      | \$17,121  | \$29,425       | \$25,931  | \$31,325         |  |  |  |  |  |

| CITY OF ANGLETON               |      |                    |           |                |           |                  |                                 |  |  |
|--------------------------------|------|--------------------|-----------|----------------|-----------|------------------|---------------------------------|--|--|
| FISCAL BUDGET YEAR             |      |                    |           |                |           |                  |                                 |  |  |
| OCT. 1, 2021 TO SEPT. 30, 2022 |      |                    |           |                |           |                  |                                 |  |  |
| KEEP ANGLETON BEAUTIFUL        |      |                    |           |                |           |                  |                                 |  |  |
| ADMINISTRATION                 |      |                    |           |                |           |                  |                                 |  |  |
| 13                             |      |                    |           |                |           |                  |                                 |  |  |
| 500                            |      |                    |           |                |           |                  |                                 |  |  |
| MISCELLANEOUS                  |      |                    |           |                |           |                  |                                 |  |  |
| DEPARTMENT                     | ACCT | ACCT DESC.         | LAST YEAR | CURRENT BUDGET | PROJECTED | REQUESTED BUDGET | COMMENTS                        |  |  |
| 500                            | 525  | APPRECIATION BOARD | \$300     | \$400          | \$468     | \$500            | Gift cards                      |  |  |
| TOTAL MISCELLANEOUS            |      |                    | \$300     | \$400          | \$468     | \$500            |                                 |  |  |
|                                |      |                    | % CHANGE  | 33%            | 17%       | 7%               |                                 |  |  |
| CAPITAL EXPENDITURES           |      |                    |           |                |           |                  |                                 |  |  |
| DEPARTMENT                     | ACCT | ACCT DESC.         | LAST YEAR | CURRENT BUDGET | PROJECTED | REQUESTED BUDGET | COMMENTS                        |  |  |
| 500                            | 605  | CAPITAL EXPENSE    | \$32,150  | \$51,625       | \$51,325  | \$0              |                                 |  |  |
| 500                            | 615  | INFRASTRUCTURE CE  | \$0       | \$0            | \$0       | \$60,000         | Median landscaping / vegetation |  |  |
| TOTAL CAPITAL EXPENDITURES     |      |                    | \$0       | \$0            | \$0       | \$60,000         |                                 |  |  |
| TOTAL DEPARTMENT               | 500  |                    | \$18,666  | \$31,075       | \$28,740  | \$94,125         |                                 |  |  |
|                                |      |                    | % CHANGE  | 66%            | -8%       |                  |                                 |  |  |

|                                    |           |                |        |                        |                  |  |
|------------------------------------|-----------|----------------|--------|------------------------|------------------|--|
| CITY OF ANGLETON                   |           |                |        |                        |                  |  |
| FISCAL BUDGET YEAR                 |           |                |        |                        |                  |  |
| OCT. 1, 2021 TO SEPT. 30, 2022     |           |                |        |                        |                  |  |
| STEP GRANT                         |           |                |        |                        |                  |  |
| 16                                 |           |                |        |                        |                  |  |
| <u>REVENUE</u>                     |           |                |        |                        |                  |  |
| MISCELLANEOUS                      |           |                |        |                        |                  |  |
|                                    | LAST YEAR | CURRENT BUDGET | % CHG. | CURRENT YEAR PROJECTED | REQUESTED BUDGET |  |
|                                    | \$0       | \$15,015       |        | \$15,015               | \$15,015         |  |
| <b>TOTAL REVENUE</b>               |           |                |        |                        |                  |  |
|                                    | \$0       | \$15,015       |        | \$15,015               | \$15,015         |  |
|                                    | % CHANGE  |                |        | 0%                     | 0%               |  |
| <u>EXPENDITURES</u>                |           |                |        |                        |                  |  |
| PERSONNEL SERVICES                 |           |                |        |                        |                  |  |
|                                    | LAST YEAR | CURRENT BUDGET | % CHG. | CURRENT YEAR PROJECTED | REQUESTED BUDGET |  |
|                                    | \$0       | \$15,015       |        | \$15,015               | \$15,015         |  |
| <b>TOTAL DEPARTMENT</b>            |           |                |        |                        |                  |  |
|                                    | \$0       | \$15,015       |        | \$15,015               | \$15,015         |  |
|                                    | % CHANGE  |                |        | 0%                     | 0%               |  |
| REVENUE OVER/ (UNDER) EXPENDITURES |           |                |        |                        |                  |  |
|                                    | \$0       | \$0            |        | \$0                    | (\$0)            |  |



| CITY OF ANGLETON               |      |            |           |                |           |                  |  |  |          |
|--------------------------------|------|------------|-----------|----------------|-----------|------------------|--|--|----------|
| FISCAL BUDGET YEAR             |      |            |           |                |           |                  |  |  |          |
| OCT. 1, 2021 TO SEPT. 30, 2022 |      |            |           |                |           |                  |  |  |          |
| STEP GRANT                     | 16   |            |           |                |           |                  |  |  |          |
| POLICE                         | 525  |            |           |                |           |                  |  |  |          |
| PERSONNEL SERVICES             |      |            |           |                |           |                  |  |  |          |
| DEPARTMENT                     | ACCT | ACCT DESC. | LAST YEAR | CURRENT BUDGET | PROJECTED | REQUESTED BUDGET |  |  |          |
| 525                            | 110  | OVERTIME   |           | \$12,510       | \$12,510  | \$12,510         |  |  | \$12,510 |
| 525                            | 135  | FICA       |           | \$1,213        | \$1,213   | \$957            |  |  | \$957    |
| 525                            | 155  | RETIREMENT |           | \$1,292        | \$1,292   | \$1,548          |  |  | \$1,548  |
| TOTAL PERSONNEL SERVICES       |      |            | \$0       | \$15,015       | \$15,015  | \$15,015         |  |  | \$15,015 |
| TOTAL DEPARTMENT 525           |      |            | \$0       | \$15,015       | \$15,015  | \$15,015         |  |  | \$15,015 |
|                                |      |            | % CHANGE  |                | 0%        | 0%               |  |  | 0%       |

| CITY OF ANGLETON                          |           |                |        |                        |                  |            |                  |  |  |
|---|-----------|----------------|--------|------------------------|------------------|------------|------------------|--|--|
| FISCAL BUDGET YEAR                        |           |                |        |                        |                  |            |                  |  |  |
| OCT. 1, 2021 TO SEPT. 30, 2022            |           |                |        |                        |                  |            |                  |  |  |
| CAPITAL EXP REVOLVING FUND                |           |                |        |                        |                  |            |                  |  |  |
| 19  |           |                |        |                        |                  |            |                  |  |  |
|   | LAST YEAR | CURRENT BUDGET | % CHG. | CURRENT YEAR PROJECTED | REQUESTED BUDGET | % CHG. BUD | \$ CHANGE BUDGET |  |  |
| <u>REVENUE</u>                            |           |                |        |                        |                  |            |                  |  |  |
| MISCELLANEOUS                             | \$1,891   | \$1,000        |        | \$984                  | \$500            | -50%       | (\$500)          |  |  |
| TRANSFERS                                 | \$55,000  | \$235,334      |        | \$0                    | \$199,500        | -15%       | (\$35,834)       |  |  |
| <b>TOTAL REVENUE</b>                      | \$56,891  | \$236,334      |        | \$984                  | \$200,000        | -15%       | (\$36,334)       |  |  |
|   | % CHANGE  |                |        |                        |                  |            |                  |  |  |
| <u>EXPENDITURES</u>                       |           |                |        |                        |                  |            |                  |  |  |
| OTHER                                     | \$0       | \$236,334      |        | \$0                    | \$200,000        | -15%       | (\$36,334)       |  |  |
| <b>TOTAL DEPARTMENT</b>                   | \$0       | \$236,334      |        | \$0                    | \$200,000        | -15%       | (\$36,334)       |  |  |
|   | % CHANGE  |                |        |                        |                  |            |                  |  |  |
| <b>REVENUE OVER/ (UNDER) EXPENDITURES</b> | \$56,891  | \$0            |        | \$984                  | \$0              |            |                  |  |  |

| CITY OF ANGLETON               |      |                            |           |                |           |                  |  |  |  |
|--------------------------------|------|----------------------------|-----------|----------------|-----------|------------------|--|--|--|
| FISCAL BUDGET YEAR             |      |                            |           |                |           |                  |  |  |  |
| OCT. 1, 2021 TO SEPT. 30, 2022 |      |                            |           |                |           |                  |  |  |  |
| CAPITAL EXP REVOLVING FUND     |      | 19                         |           |                |           |                  |  |  |  |
| REVENUE                        |      | 300                        |           |                |           |                  |  |  |  |
| MISCELLANEOUS                  |      |                            |           |                |           |                  |  |  |  |
| DEPARTMENT                     | ACCT | ACCT DESC.                 | LAST YEAR | CURRENT BUDGET | PROJECTED | REQUESTED BUDGET |  |  |  |
| 300                            | 800  | INTEREST INCOME            | \$1,891   | \$1,000        | \$984     | \$500            |  |  |  |
| 300                            |      |                            |           |                |           |                  |  |  |  |
| <b>TOTAL MISCELLANEOUS</b>     |      |                            | \$1,891   | \$1,000        | \$984     | \$500            |  |  |  |
| TRANSFERS                      |      |                            |           |                |           |                  |  |  |  |
| DEPARTMENT                     | ACCT | ACCT DESC.                 | LAST YEAR | CURRENT BUDGET | PROJECTED | REQUESTED BUDGET |  |  |  |
| 300                            | 901  | TRANSFER FROM FUND BALANCE | \$0       | \$175,334      | \$0       | \$139,500        |  |  |  |
| 300                            | 902  | TRANSFER FROM GENERAL FUND | \$45,650  | \$49,800       |           | \$49,800         |  |  |  |
| 300                            | 903  | TRANSFER FROM WATER FUND   | \$9,350   | \$10,200       |           | \$10,200         |  |  |  |
| 300                            |      |                            |           |                |           |                  |  |  |  |
| <b>TOTAL TRANSFERS</b>         |      |                            | \$55,000  | \$235,334      | \$0       | \$199,500        |  |  |  |
| <b>TOTAL REVENUE</b>           |      | 300                        | \$56,891  | \$236,334      | \$984     | \$200,000        |  |  |  |

| CITY OF ANGLETON               |     |      |                   |           |                |           |                  |  |  |  |
|--------------------------------|-----|------|-------------------|-----------|----------------|-----------|------------------|--|--|--|
| FISCAL BUDGET YEAR             |     |      |                   |           |                |           |                  |  |  |  |
| OCT. 1, 2021 TO SEPT. 30, 2022 |     |      |                   |           |                |           |                  |  |  |  |
|                                |     | ACCT | ACCT DESC.        | LAST YEAR | CURRENT BUDGET | PROJECTED | REQUESTED BUDGET |  |  |  |
| CAPITAL EXP REVOLVING FUND     | 19  |      |                   | \$0       | \$236,334      | \$0       | \$200,000        |  |  |  |
| DEBT SERVICE                   | 556 |      |                   | \$0       | \$236,334      | \$0       | \$200,000        |  |  |  |
| <b>OTHER</b>                   |     |      |                   |           |                |           |                  |  |  |  |
| <b>DEPARTMENT</b>              |     |      |                   |           |                |           |                  |  |  |  |
| 556                            |     | 901  | TRANSFER GEN FUND | \$0       | \$236,334      | \$0       | \$200,000        |  |  |  |
| 556                            |     |      |                   |           |                |           |                  |  |  |  |
| <b>TOTAL OTHER</b>             |     |      |                   | \$0       | \$236,334      | \$0       | \$200,000        |  |  |  |
| <b>TOTAL DEPARTMENT</b>        |     | 556  |                   | \$0       | \$236,334      | \$0       | \$200,000        |  |  |  |

| CITY OF ANGLETON                          |           |                |        |                        |                  |            |          |                  |    |     |
|---|-----------|----------------|--------|------------------------|------------------|------------|----------|------------------|----|-----|
| FISCAL BUDGET YEAR                        |           |                |        |                        |                  |            |          |                  |    |     |
| OCT. 1, 2021 TO SEPT. 30, 2022            |           |                |        |                        |                  |            |          |                  |    |     |
| UNEMPLOYMENT FUND                         |           |                |        |                        |                  |            |          |                  |    |     |
|   |           |                |        |                        |                  |            |          |                  | 41 |     |
| REVENUE                                   | LAST YEAR | CURRENT BUDGET | % CHG. | CURRENT YEAR PROJECTED | REQUESTED BUDGET | % CHG. BUD | COMMENTS | \$ CHANGE BUDGET |    |     |
| LICENSES & PERMITS                        | \$13,950  | \$5,129        |        | \$5,129                | \$30,317         |            |          |                  |    |     |
| MISCELLANEOUS                             | \$239     | \$0            |        | \$33                   | \$0              |            |          | \$0              |    | \$0 |
| TRANSFERS                                 | \$0       | \$44,871       |        | \$0                    | \$19,683         | -56%       |          | (\$25,188)       |    |     |
| <b>TOTAL REVENUE</b>                      | \$14,189  | \$50,000       |        | \$5,162                | \$50,000         | 0%         |          | \$0              |    |     |
|   | % CHANGE  |                |        | -90%                   |                  |            |          |                  |    |     |
| EXPENDITURES                              | LAST YEAR | CURRENT BUDGET | % CHG. | CURRENT YEAR PROJECTED | REQUESTED BUDGET | % CHG. BUD | COMMENTS | \$ CHANGE BUDGET |    |     |
| TOTAL SERVICES                            | \$27      | \$50,000       |        | \$0                    | \$50,000         | 0%         |          | \$0              |    |     |
| MISCELLANEOUS                             | \$0       | \$0            | 100%   | \$30,317               | \$0              |            |          | \$0              |    | \$0 |
| <b>TOTAL DEPARTMENT</b>                   | \$27      | \$50,000       |        | \$30,317               | \$50,000         | 0%         |          | \$0              |    |     |
|   | % CHANGE  |                |        |                        |                  |            |          |                  |    |     |
| <b>REVENUE OVER/ (UNDER) EXPENDITURES</b> | \$14,162  | \$0            |        | (\$25,155)             | \$0              |            |          | \$0              |    |     |

| CITY OF ANGLETON                  |      |                               |           |                |           |                  |  |  |  |
|-----------------------------------|------|-------------------------------|-----------|----------------|-----------|------------------|--|--|--|
| FISCAL BUDGET YEAR                |      |                               |           |                |           |                  |  |  |  |
| OCT. 1, 2021 TO SEPT. 30, 2022    |      |                               |           |                |           |                  |  |  |  |
| UNEMPLOYMENT FUND                 |      |                               |           |                |           |                  |  |  |  |
| REVENUE                           |      | 41                            |           | 300            |           |                  |  |  |  |
| LICENSES AND PERMITS              |      |                               |           |                |           |                  |  |  |  |
| DEPARTMENT                        | ACCT | ACCT DESC.                    | LAST YEAR | CURRENT BUDGET | PROJECTED | REQUESTED BUDGET |  |  |  |
| 300                               | 520  | TRANSFER FROM COURT DEPT      |           |                |           | \$30,317         |  |  |  |
| 300                               | 525  | TRANSFER FROM POLICE DEPT     | \$13,950  | \$1,235        | \$1,235   |                  |  |  |  |
| 300                               | 535  | TRANSFER FROM DEV SERV DEPT   |           | \$1,196        | \$1,196   |                  |  |  |  |
| 300                               | 550  | TRANSFER FROM PARKS DEPT      |           | \$711          | \$711     |                  |  |  |  |
| 300                               | 560  | TRANSFER FROM UTILITY BILLING |           | \$1,987        | \$1,987   |                  |  |  |  |
| 300                               |      |                               |           |                |           |                  |  |  |  |
| <b>TOTAL LICENSES AND PERMITS</b> |      |                               | \$13,950  | \$5,129        | \$5,129   | \$30,317         |  |  |  |
| MISCELLANEOUS                     |      |                               |           |                |           |                  |  |  |  |
| DEPARTMENT                        | ACCT | ACCT DESC.                    | LAST YEAR | CURRENT BUDGET | PROJECTED | REQUESTED BUDGET |  |  |  |
| 300                               | 800  | INTEREST INCOME               | \$239     | \$0            | \$33      | \$0              |  |  |  |
| 300                               |      |                               |           |                |           |                  |  |  |  |
| <b>TOTAL MISCELLANEOUS</b>        |      |                               | \$239     | \$0            | \$33      | \$0              |  |  |  |
| TRANSFERS                         |      |                               |           |                |           |                  |  |  |  |
| DEPARTMENT                        | ACCT | ACCT DESC.                    | LAST YEAR | CURRENT BUDGET | PROJECTED | REQUESTED BUDGET |  |  |  |
| 300                               | 901  | TRANSFER FROM FUND BALANCE    |           | \$44,871       | \$0       | \$19,683         |  |  |  |
| 300                               |      |                               |           |                |           |                  |  |  |  |
| <b>TOTAL TRANSFERS</b>            |      |                               | \$0       | \$44,871       | \$0       | \$19,683         |  |  |  |
| <b>TOTAL REVENUE</b>              |      | 300                           | \$14,189  | \$50,000       | \$5,162   | \$50,000         |  |  |  |
|                                   |      |                               | % CHANGE  |                | -90%      |                  |  |  |  |

| CITY OF ANGLETON               |      |                      |           |                |           |                  |  |  |  |
|--------------------------------|------|----------------------|-----------|----------------|-----------|------------------|--|--|--|
| FISCAL BUDGET YEAR             |      |                      |           |                |           |                  |  |  |  |
| OCT. 1, 2021 TO SEPT. 30, 2022 |      |                      |           |                |           |                  |  |  |  |
| UNEMPLOYMENT FUND              |      |                      |           |                |           |                  |  |  |  |
| ADMIN                          |      |                      |           |                |           |                  |  |  |  |
| SERVICES                       |      |                      |           |                |           |                  |  |  |  |
| DEPARTMENT                     | ACCT | ACCT DESC.           | LAST YEAR | CURRENT BUDGET | PROJECTED | REQUESTED BUDGET |  |  |  |
| 500                            | 423  | UNEMPLOYMENT EXPENSE | \$27      | \$5,000        | \$0       | \$5,000          |  |  |  |
| 500                            | 424  | PTO EXPENSE          | \$0       | \$45,000       | \$0       | \$45,000         |  |  |  |
| 500                            |      |                      | \$0       | \$0            | \$0       |                  |  |  |  |
| <b>TOTAL SERVICES</b>          |      |                      | \$27      | \$50,000       | \$0       | \$50,000         |  |  |  |
| MISCELLANEOUS                  |      |                      |           |                |           |                  |  |  |  |
| DEPARTMENT                     | ACCT | ACCT DESC.           | LAST YEAR | CURRENT BUDGET | PROJECTED | REQUESTED BUDGET |  |  |  |
| 520                            | 505  | RETIREMENT - COURT   | \$0       | \$0            | \$30,317  | \$0              |  |  |  |
| <b>TOTAL MISCELLANEOUS</b>     |      |                      | \$0       | \$0            | \$30,317  | \$0              |  |  |  |
| <b>TOTAL DEPARTMENT 500</b>    |      |                      | \$27      | \$50,000       | \$30,317  | \$50,000         |  |  |  |
|                                |      |                      | % CHANGE  |                | -39%      | 65%              |  |  |  |

| CITY OF ANGLETON                   |           |                |        |                        |                  |            |                  |  |  |  |
|------------------------------------|-----------|----------------|--------|------------------------|------------------|------------|------------------|--|--|--|
| FISCAL BUDGET YEAR                 |           |                |        |                        |                  |            |                  |  |  |  |
| OCT. 1, 2021 TO SEPT. 30, 2022     |           |                |        |                        |                  |            |                  |  |  |  |
| TIRZ #1                            |           |                |        |                        |                  |            |                  |  |  |  |
| 58                                 |           |                |        |                        |                  |            |                  |  |  |  |
| REVENUE                            |           |                |        |                        |                  |            |                  |  |  |  |
| AD VALOREM TAXES                   |           |                |        |                        |                  |            |                  |  |  |  |
| MISCELLANEOUS                      |           |                |        |                        |                  |            |                  |  |  |  |
| TOTAL REVENUE                      |           |                |        |                        |                  |            |                  |  |  |  |
| EXPENDITURES                       |           |                |        |                        |                  |            |                  |  |  |  |
| REPAIR & MAINTENANCE               |           |                |        |                        |                  |            |                  |  |  |  |
| TOTAL SERVICES                     |           |                |        |                        |                  |            |                  |  |  |  |
| TOTAL DEPARTMENT                   |           |                |        |                        |                  |            |                  |  |  |  |
| REVENUE OVER/ (UNDER) EXPENDITURES |           |                |        |                        |                  |            |                  |  |  |  |
|                                    | LAST YEAR | CURRENT BUDGET | % CHG. | CURRENT YEAR PROJECTED | REQUESTED BUDGET | % CHG. BUD | \$ CHANGE BUDGET |  |  |  |
|                                    | \$27,237  | \$32,129       | 18%    | \$26,290               | \$26,741         | -75%       | (\$75)           |  |  |  |
|                                    | \$40      | \$100          |        | \$49                   | \$25             |            |                  |  |  |  |
|                                    | \$27,277  | \$32,229       |        | \$26,340               | \$26,766         | -17%       | (\$5,463)        |  |  |  |
|                                    | % CHANGE  |                |        | -18%                   |                  |            |                  |  |  |  |
|                                    | \$0       | \$0            |        | \$0                    | \$0              |            | \$0              |  |  |  |
|                                    | \$0       | \$32,229       |        | \$26,340               | \$26,766         | -17%       | (\$5,463)        |  |  |  |
|                                    | \$0       | \$32,229       |        | \$26,340               | \$26,766         | -17%       | (\$5,463)        |  |  |  |
|                                    | % CHANGE  |                |        |                        |                  |            |                  |  |  |  |
|                                    | \$27,277  | \$0            |        | (\$0)                  | \$0              |            |                  |  |  |  |

|                                |      |                          |           |                |           |                  |
|--------------------------------|------|--------------------------|-----------|----------------|-----------|------------------|
| CITY OF ANGLETON               |      |                          |           |                |           |                  |
| FISCAL BUDGET YEAR             |      |                          |           |                |           |                  |
| OCT. 1, 2021 TO SEPT. 30, 2022 |      |                          |           |                |           |                  |
| TIRZ #1                        |      |                          |           |                |           |                  |
| REVENUE                        |      |                          |           |                |           |                  |
| 58                             |      |                          |           |                |           |                  |
| 300                            |      |                          |           |                |           |                  |
| AD VALOREM TAXES               |      |                          |           |                |           |                  |
| DEPARTMENT                     | ACCT | ACCT DESC.               | LAST YEAR | CURRENT BUDGET | PROJECTED | REQUESTED BUDGET |
| 300                            | 100  | PROPERTY TAX - CURRENT   | \$24,909  | \$25,599       | \$19,760  | \$22,947         |
| 300                            | 101  | ANGLETON DRAINAGE        | \$2,328   | \$6,530        | \$6,530   | \$3,794          |
| 300                            | 120  | PROPERTY TAX - RENDITION |           |                |           |                  |
| 300                            |      |                          |           |                |           |                  |
| TOTAL AD VALOREM TAXES         |      |                          |           |                |           |                  |
|                                |      |                          | \$27,237  | \$32,129       | \$26,290  | \$26,741         |
| MISCELLANEOUS                  |      |                          |           |                |           |                  |
| DEPARTMENT                     | ACCT | ACCT DESC.               | LAST YEAR | CURRENT BUDGET | PROJECTED | REQUESTED BUDGET |
| 300                            | 800  | INTEREST INCOME          | \$40      | \$100          | \$49      | \$25             |
| 300                            |      |                          |           |                |           |                  |
| TOTAL MISCELLANEOUS            |      |                          |           |                |           |                  |
|                                |      |                          | \$40      | \$100          | \$49      | \$25             |
| TOTAL REVENUE                  |      |                          |           |                |           |                  |
|                                | 300  |                          | \$27,277  | \$32,229       | \$26,340  | \$26,766         |
|                                |      |                          | % CHANGE  |                | -18%      |                  |

| CITY OF ANGLETON               |      |                      |           |                |           |                  |  |  |  |
|--------------------------------|------|----------------------|-----------|----------------|-----------|------------------|--|--|--|
| FISCAL BUDGET YEAR             |      |                      |           |                |           |                  |  |  |  |
| OCT. 1, 2021 TO SEPT. 30, 2022 |      |                      |           |                |           |                  |  |  |  |
| TIRZ #1                        |      |                      |           |                |           |                  |  |  |  |
| ADMIN                          |      |                      |           |                |           |                  |  |  |  |
| SERVICES                       |      |                      |           |                |           |                  |  |  |  |
| DEPARTMENT                     | ACCT | ACCT DESC.           | LAST YEAR | CURRENT BUDGET | PROJECTED | REQUESTED BUDGET |  |  |  |
| 500                            | 401  | CITY REIMBURSEMENT   | \$0       | \$6,530        | \$6,530   | \$0              |  |  |  |
| 500                            | 416  | PARTNERS REIMB       | \$0       | \$25,599       | \$19,810  | \$26,741         |  |  |  |
| 500                            | 499  | TRANSFER TO FUND BAL | \$0       | \$100          | \$0       | \$25             |  |  |  |
| 500                            |      |                      | \$0       | \$0            | \$0       | \$0              |  |  |  |
| <b>TOTAL SERVICES</b>          |      |                      | \$0       | \$32,229       | \$26,340  | \$26,766         |  |  |  |
| <b>TOTAL DEPARTMENT</b>        |      | 500                  | \$0       | \$32,229       | \$26,340  | \$26,766         |  |  |  |
|                                |      |                      | % CHANGE  |                | -18%      | 2%               |  |  |  |

| CITY OF ANGLETON               |                                    |          |                        |                  |            |          |                  |  |         |
|--------------------------------|------------------------------------|----------|------------------------|------------------|------------|----------|------------------|--|---------|
| FISCAL BUDGET YEAR             |                                    |          |                        |                  |            |          |                  |  |         |
| OCT. 1, 2021 TO SEPT. 30, 2022 |                                    |          |                        |                  |            |          |                  |  |         |
| POLICE DONATIONS               |                                    |          |                        |                  |            |          |                  |  |         |
|                                |                                    |          |                        |                  |            |          |                  |  | 80      |
| <u>REVENUE</u>                 |                                    |          |                        |                  |            |          |                  |  |         |
| LAST YEAR                      | CURRENT BUDGET                     | % CHG.   | CURRENT YEAR PROJECTED | REQUESTED BUDGET | % CHG. BUD | COMMENTS | \$ CHANGE BUDGET |  |         |
|                                | UTILITIES INCOME                   | \$36,974 | \$10,000               | -73%             | \$10,000   | \$5,000  |                  |  |         |
|                                | MISCELLANEOUS                      | \$33     | \$50                   | 52%              | \$52       | \$25     |                  |  | (\$25)  |
|                                | TRANSFERS                          | \$0      | \$4,950                |                  | \$4,950    | \$11,275 |                  |  | \$6,325 |
|                                | <b>TOTAL REVENUE</b>               | \$37,007 | \$15,000               | -59%             | \$15,002   | \$16,300 |                  |  | \$1,300 |
|                                | % CHANGE                           |          | -59%                   |                  | 0%         | 9%       |                  |  |         |
| <u>EXPENDITURES</u>            |                                    |          |                        |                  |            |          |                  |  |         |
| LAST YEAR                      | CURRENT BUDGET                     | % CHG.   | CURRENT YEAR PROJECTED | REQUESTED BUDGET | % CHG. BUD | COMMENTS | \$ CHANGE BUDGET |  |         |
|                                | TOTAL SERVICES                     | \$13,800 | \$15,000               |                  | \$16,300   | \$16,300 |                  |  | \$1,300 |
|                                | TOTAL DEPARTMENT                   | \$13,800 | \$15,000               | 9%               | \$16,300   | \$16,300 |                  |  | \$1,300 |
|                                | % CHANGE                           |          | 9%                     |                  | 0%         |          |                  |  |         |
|                                | REVENUE OVER/ (UNDER) EXPENDITURES | \$23,207 | \$0                    |                  | (\$1,298)  | \$0      |                  |  |         |

| CITY OF ANGLETON               |             |                            |                  |                       |                  |                         |  |  |  |
|--------------------------------|-------------|----------------------------|------------------|-----------------------|------------------|-------------------------|--|--|--|
| FISCAL BUDGET YEAR             |             |                            |                  |                       |                  |                         |  |  |  |
| OCT. 1, 2021 TO SEPT. 30, 2022 |             |                            |                  |                       |                  |                         |  |  |  |
| DEPARTMENT                     | ACCT        | ACCT DESC.                 | LAST YEAR        | CURRENT BUDGET        | PROJECTED        | REQUESTED BUDGET        |  |  |  |
| POLICE DONATIONS               | 80          |                            |                  |                       |                  |                         |  |  |  |
| REVENUE                        | 300         |                            |                  |                       |                  |                         |  |  |  |
| <b>UTILITIES INCOME</b>        |             |                            |                  |                       |                  |                         |  |  |  |
|                                | 306         | SHOP WITH A COP DONATIONS  | \$36,974         | \$10,000              | \$10,000         | \$5,000                 |  |  |  |
|                                | 300         |                            |                  |                       |                  |                         |  |  |  |
| <b>TOTAL UTILITIES INCOME</b>  |             |                            | \$36,974         | \$10,000              | \$10,000         | \$5,000                 |  |  |  |
| <b>MISCELLANEOUS</b>           |             |                            |                  |                       |                  |                         |  |  |  |
|                                |             |                            |                  |                       |                  |                         |  |  |  |
| <b>DEPARTMENT</b>              | <b>ACCT</b> | <b>ACCT DESC.</b>          | <b>LAST YEAR</b> | <b>CURRENT BUDGET</b> | <b>PROJECTED</b> | <b>REQUESTED BUDGET</b> |  |  |  |
| 300                            | 800         | INTEREST INCOME            | \$33             | \$50                  | \$52             | \$25                    |  |  |  |
| 300                            |             |                            |                  |                       |                  |                         |  |  |  |
| <b>TOTAL MISCELLANEOUS</b>     |             |                            | \$33             | \$50                  | \$52             | \$25                    |  |  |  |
| <b>TRANSFERS</b>               |             |                            |                  |                       |                  |                         |  |  |  |
|                                |             |                            |                  |                       |                  |                         |  |  |  |
| <b>DEPARTMENT</b>              | <b>ACCT</b> | <b>ACCT DESC.</b>          | <b>LAST YEAR</b> | <b>CURRENT BUDGET</b> | <b>PROJECTED</b> | <b>REQUESTED BUDGET</b> |  |  |  |
| 300                            | 995         | TRANSFER FROM FUND BALANCE |                  | \$4,950               | \$4,950          | \$11,275                |  |  |  |
| 300                            |             |                            |                  |                       |                  |                         |  |  |  |
| <b>TOTAL TRANSFERS</b>         |             |                            | \$0              | \$4,950               | \$4,950          | \$11,275                |  |  |  |
|                                |             |                            |                  |                       |                  |                         |  |  |  |
| <b>TOTAL REVENUE</b>           | 300         |                            | \$37,007         | \$15,000              | \$15,002         | \$16,300                |  |  |  |
|                                |             |                            | % CHANGE         | -59%                  | 0%               | 9%                      |  |  |  |

| CITY OF ANGLETON               |      |                      |           |                |           |                  |
|--------------------------------|------|----------------------|-----------|----------------|-----------|------------------|
| FISCAL BUDGET YEAR             |      |                      |           |                |           |                  |
| OCT. 1, 2021 TO SEPT. 30, 2022 |      |                      |           |                |           |                  |
| POLICE DONATIONS               |      |                      |           |                |           |                  |
| POLICE                         |      |                      |           |                |           |                  |
| SERVICES                       |      |                      |           |                |           |                  |
| DEPARTMENT                     | ACCT | ACCT DESC.           | LAST YEAR | CURRENT BUDGET | PROJECTED | REQUESTED BUDGET |
| 525                            | 454  | SHOP WITH A COP PRGM | \$13,800  | \$15,000       | \$16,300  | \$16,300         |
| TOTAL SERVICES                 |      |                      | \$13,800  | \$15,000       | \$16,300  | \$16,300         |
|                                |      |                      |           |                |           |                  |
| TOTAL DEPARTMENT               |      |                      | \$13,800  | \$15,000       | \$16,300  | \$16,300         |
|                                |      |                      | % CHANGE  |                | 9%        | 0%               |

| CITY OF ANGLETON                          |  |                  |                |        |                        |                  |            |          |                  |
|---|--|------------------|----------------|--------|------------------------|------------------|------------|----------|------------------|
| FISCAL BUDGET YEAR                        |  |                  |                |        |                        |                  |            |          |                  |
| OCT. 1, 2021 TO SEPT. 30, 2022            |  |                  |                |        |                        |                  |            |          |                  |
| CITY EMPLOYEE FUND                        |  |                  |                |        |                        |                  |            |          |                  |
|   |  |                  |                |        |                        |                  |            |          | 82               |
| <u>REVENUE</u>                            |  | LAST YEAR        | CURRENT BUDGET | % CHG. | CURRENT YEAR PROJECTED | REQUESTED BUDGET | % CHG. BUD | COMMENTS | \$ CHANGE BUDGET |
| MISCELLANEOUS                             |  | \$11             | \$0            |        | \$11                   | \$10             |            |          | \$10             |
| TRANSFERS                                 |  | \$0              | \$176          |        | \$0                    | \$5,990          |            |          | \$5,814          |
| <b>TOTAL REVENUE</b>                      |  | \$11             | \$176          |        | \$11                   | \$6,000          |            |          | \$5,824          |
|   |  | % CHANGE         |                |        |                        |                  |            |          |                  |
| <u>EXPENDITURES</u>                       |  | LAST YEAR        | CURRENT BUDGET | % CHG. | CURRENT YEAR PROJECTED | REQUESTED BUDGET | % CHG. BUD | COMMENTS | \$ CHANGE BUDGET |
| TOTAL SUPPLIES                            |  | \$3,437          | \$176          |        | \$2,374                | \$6,000          |            |          | \$5,824          |
| <b>TOTAL DEPARTMENT</b>                   |  | \$3,437          | \$176          |        | \$2,374                | \$6,000          |            |          | \$5,824          |
|   |  | % CHANGE         |                |        |                        |                  |            |          |                  |
| <b>REVENUE OVER/ (UNDER) EXPENDITURES</b> |  | <b>(\$3,426)</b> | \$0            |        | <b>(\$2,362)</b>       | \$0              |            |          |                  |

|                                |      |                            |           |                |           |                  |
|--------------------------------|------|----------------------------|-----------|----------------|-----------|------------------|
| CITY OF ANGLETON               |      |                            |           |                |           |                  |
| FISCAL BUDGET YEAR             |      |                            |           |                |           |                  |
| OCT. 1, 2021 TO SEPT. 30, 2022 |      |                            |           |                |           |                  |
| CITY EMPLOYEE FUND             |      |                            |           |                |           |                  |
| REVENUE                        |      |                            |           |                |           |                  |
| MISCELLANEOUS                  |      |                            |           |                |           |                  |
| DEPARTMENT                     | ACCT | ACCT DESC.                 | LAST YEAR | CURRENT BUDGET | PROJECTED | REQUESTED BUDGET |
| 300                            | 800  | INTEREST INCOME            | \$11      | \$0            | \$11      | \$10             |
| 300                            |      |                            |           |                |           |                  |
| TOTAL MISCELLANEOUS            |      |                            |           |                |           |                  |
|                                |      |                            | \$11      | \$0            | \$11      | \$10             |
| TRANSFERS                      |      |                            |           |                |           |                  |
| DEPARTMENT                     | ACCT | ACCT DESC.                 | LAST YEAR | CURRENT BUDGET | PROJECTED | REQUESTED BUDGET |
| 300                            | 900  | TRANSFER FROM FUND BALANCE |           | \$176          | \$0       | \$5,990          |
| 300                            |      |                            |           |                |           |                  |
| TOTAL TRANSFERS                |      |                            |           |                |           |                  |
|                                |      |                            | \$0       | \$176          | \$0       | \$5,990          |
| TOTAL REVENUE                  |      |                            |           |                |           |                  |
|                                | 300  |                            | \$11      | \$176          | \$11      | \$6,000          |



|                                    |                |        |                        |                  |          |                  |           |                |        |                        |                  |          |                  |
|------------------------------------|----------------|--------|------------------------|------------------|----------|------------------|-----------|----------------|--------|------------------------|------------------|----------|------------------|
| CITY OF ANGLETON                   |                |        |                        |                  |          |                  |           |                |        |                        |                  |          |                  |
| FISCAL BUDGET YEAR                 |                |        |                        |                  |          |                  |           |                |        |                        |                  |          |                  |
| OCT. 1, 2021 TO SEPT. 30, 2022     |                |        |                        |                  |          |                  |           |                |        |                        |                  |          |                  |
| DEV. SERVICES ESCROW FUND          |                |        |                        |                  |          |                  |           |                |        |                        |                  |          |                  |
| 96                                 |                |        |                        |                  |          |                  |           |                |        |                        |                  |          |                  |
| <b>REVENUE</b>                     |                |        |                        |                  |          |                  |           |                |        |                        |                  |          |                  |
| MISCELLANEOUS                      |                |        |                        |                  |          |                  |           |                |        |                        |                  |          |                  |
| TRANSFERS                          |                |        |                        |                  |          |                  |           |                |        |                        |                  |          |                  |
| TOTAL REVENUE                      |                |        |                        |                  |          |                  |           |                |        |                        |                  |          |                  |
| <b>EXPENDITURES</b>                |                |        |                        |                  |          |                  |           |                |        |                        |                  |          |                  |
| REPAIR & MAINTENANCE               |                |        |                        |                  |          |                  |           |                |        |                        |                  |          |                  |
| TOTAL DEPARTMENT                   |                |        |                        |                  |          |                  |           |                |        |                        |                  |          |                  |
| REVENUE OVER/ (UNDER) EXPENDITURES |                |        |                        |                  |          |                  |           |                |        |                        |                  |          |                  |
| LAST YEAR                          | CURRENT BUDGET | % CHG. | CURRENT YEAR PROJECTED | REQUESTED BUDGET | COMMENTS | \$ CHANGE BUDGET | LAST YEAR | CURRENT BUDGET | % CHG. | CURRENT YEAR PROJECTED | REQUESTED BUDGET | COMMENTS | \$ CHANGE BUDGET |
| \$0                                | \$0            |        | \$0                    | \$0              |          | \$0              | \$2,724   | \$0            |        | \$95,134               | \$951,260        |          | \$951,260        |
| \$2,724                            | \$0            |        | \$95,134               | \$951,260        |          | \$951,260        | \$2,724   | \$0            |        | \$95,134               | \$951,260        |          | \$951,260        |
| % CHANGE                           |                |        |                        |                  |          |                  | % CHANGE  |                |        |                        |                  |          |                  |
| \$0                                | \$0            |        | \$0                    | \$0              |          | \$0              | \$2,724   | \$0            |        | \$95,134               | \$951,260        |          | \$951,260        |
| % CHANGE                           |                |        |                        |                  |          |                  | % CHANGE  |                |        |                        |                  |          |                  |
| \$0                                | \$0            |        | \$0                    | (\$0)            |          | \$0              | \$0       | \$0            |        | \$0                    | (\$0)            |          |                  |

| CITY OF ANGLETON               |      |                            |           |                |           |                  |  |  |  |
|--------------------------------|------|----------------------------|-----------|----------------|-----------|------------------|--|--|--|
| FISCAL BUDGET YEAR             |      |                            |           |                |           |                  |  |  |  |
| OCT. 1, 2021 TO SEPT. 30, 2022 |      |                            |           |                |           |                  |  |  |  |
| DEPT. SERVICES ESCROW FUND     | 96   |                            |           |                |           |                  |  |  |  |
| REVENUE                        | 300  |                            |           |                |           |                  |  |  |  |
| TRANSFERS                      |      |                            |           |                |           |                  |  |  |  |
| DEPARTMENT                     | ACCT | ACCT DESC.                 | LAST YEAR | CURRENT BUDGET | PROJECTED | REQUESTED BUDGET |  |  |  |
| 300                            | 901  | TRANSFER FROM FUND BALANCE | \$2,724   |                | \$95,134  | \$951,260        |  |  |  |
| 300                            |      |                            |           |                |           |                  |  |  |  |
| <b>TOTAL TRANSFERS</b>         |      |                            | \$2,724   | \$0            | \$95,134  | \$951,260        |  |  |  |
| <b>TOTAL REVENUE</b>           |      | 300                        | \$2,724   | \$0            | \$95,134  | \$951,260        |  |  |  |



| CITY OF ANGLETON                   |           |                |        |                        |                  |            |          |                  |  |
|------------------------------------|-----------|----------------|--------|------------------------|------------------|------------|----------|------------------|--|
| FISCAL BUDGET YEAR                 |           |                |        |                        |                  |            |          |                  |  |
| OCT. 1, 2021 TO SEPT. 30, 2022     |           |                |        |                        |                  |            |          |                  |  |
| ANIMAL SERVICES DONATIONS          |           |                |        |                        |                  |            |          |                  |  |
| 101                                |           |                |        |                        |                  |            |          |                  |  |
|                                    |           |                |        |                        |                  |            |          |                  |  |
|                                    | LAST YEAR | CURRENT BUDGET | % CHG. | CURRENT YEAR PROJECTED | REQUESTED BUDGET | % CHG. BUD | COMMENTS | \$ CHANGE BUDGET |  |
| <b>REVENUE</b>                     |           |                |        |                        |                  |            |          |                  |  |
| DONATIONS                          | \$7,223   | \$15,950       | 121%   | \$9,867                | \$7,000          |            |          | (\$8,950)        |  |
| MISCELLANEOUS                      | \$70      | \$4,050        |        | \$41                   | \$5,000          | 23%        |          | \$950            |  |
| <b>TOTAL REVENUE</b>               | \$7,293   | \$20,000       | 174%   | \$9,908                | \$12,000         | -40%       |          | (\$8,000)        |  |
|                                    | % CHANGE  | 174%           |        | -50%                   | 21%              |            |          |                  |  |
| <b>EXPENDITURES</b>                |           |                |        |                        |                  |            |          |                  |  |
| TOTAL SUPPLIES                     | \$13,492  | \$20,000       |        | \$9,908                | \$12,000         | -40%       |          | (\$8,000)        |  |
| <b>TOTAL DEPARTMENT</b>            | \$13,492  | \$20,000       | 48%    | \$9,908                | \$12,000         | -40%       |          | (\$8,000)        |  |
|                                    | % CHANGE  | 48%            |        | -50%                   | 21%              |            |          |                  |  |
| REVENUE OVER/ (UNDER) EXPENDITURES | (\$6,199) | \$0            |        | \$0                    | \$0              |            |          |                  |  |

| CITY OF ANGLETON               |      |                            |           |                |           |                  |  |  |  |
|--------------------------------|------|----------------------------|-----------|----------------|-----------|------------------|--|--|--|
| FISCAL BUDGET YEAR             |      |                            |           |                |           |                  |  |  |  |
| OCT. 1, 2021 TO SEPT. 30, 2022 |      |                            |           |                |           |                  |  |  |  |
| ANIMAL SERVICES DONATIONS      | 101  |                            |           |                |           |                  |  |  |  |
| REVENUE                        | 300  |                            |           |                |           |                  |  |  |  |
| UTILITIES INCOME               |      |                            |           |                |           |                  |  |  |  |
| DEPARTMENT                     | ACCT | ACCT DESC.                 | LAST YEAR | CURRENT BUDGET | PROJECTED | REQUESTED BUDGET |  |  |  |
| 300                            | 300  | ANIMAL SERV DONATIONS      | \$7,223   | \$15,950       | \$9,867   | \$7,000          |  |  |  |
| 300                            |      |                            |           |                |           |                  |  |  |  |
| <b>TOTAL UTILITIES INCOME</b>  |      |                            | \$7,223   | \$15,950       | \$9,867   | \$7,000          |  |  |  |
| MISCELLANEOUS                  |      |                            |           |                |           |                  |  |  |  |
| DEPARTMENT                     | ACCT | ACCT DESC.                 | LAST YEAR | CURRENT BUDGET | PROJECTED | REQUESTED BUDGET |  |  |  |
| 300                            | 800  | INTEREST INCOME            | \$70      | \$50           | \$41      | \$5,000          |  |  |  |
| 300                            | 850  | TRANSFER FROM FUND BALANCE |           | \$4,000        |           |                  |  |  |  |
| <b>TOTAL MISCELLANEOUS</b>     |      |                            | \$70      | \$4,050        | \$41      | \$5,000          |  |  |  |
| <b>TOTAL REVENUE 300</b>       |      |                            |           |                |           |                  |  |  |  |
|                                |      |                            | \$7,293   | \$20,000       | \$9,908   | \$12,000         |  |  |  |
|                                |      |                            | % CHANGE  | 174%           | -50%      | 21%              |  |  |  |

| CITY OF ANGLETON               |      |                          |           |                |           |                  |
|--------------------------------|------|--------------------------|-----------|----------------|-----------|------------------|
| FISCAL BUDGET YEAR             |      |                          |           |                |           |                  |
| OCT. 1, 2021 TO SEPT. 30, 2022 |      |                          |           |                |           |                  |
| ANIMAL DONATIONS               |      |                          |           |                |           |                  |
| POLICE                         |      |                          |           |                |           |                  |
| SUPPLIES                       |      |                          |           |                |           |                  |
| DEPARTMENT                     | ACCT | ACCT DESC.               | LAST YEAR | CURRENT BUDGET | PROJECTED | REQUESTED BUDGET |
| 525                            | 204  | MEDICAL SUPPLIES & EQUIP | \$12,480  | \$0            | \$2,908   | \$5,000          |
| 525                            | 205  | ANIMAL SERV SUPPLIES     | \$805     | \$12,000       | \$5,000   | \$5,000          |
| 525                            | 215  | ANIMAL SERV EQUIPMENT    | \$207     | \$8,000        | \$2,000   | \$2,000          |
| 525                            |      |                          |           |                | \$0       | \$0              |
| <b>TOTAL SUPPLIES</b>          |      |                          | \$13,492  | \$20,000       | \$9,908   | \$12,000         |
|                                |      |                          |           |                |           |                  |
| <b>TOTAL DEPARTMENT</b>        |      |                          | \$13,492  | \$20,000       | \$9,908   | \$12,000         |
|                                |      |                          | % CHANGE  |                | -50%      | 21%              |

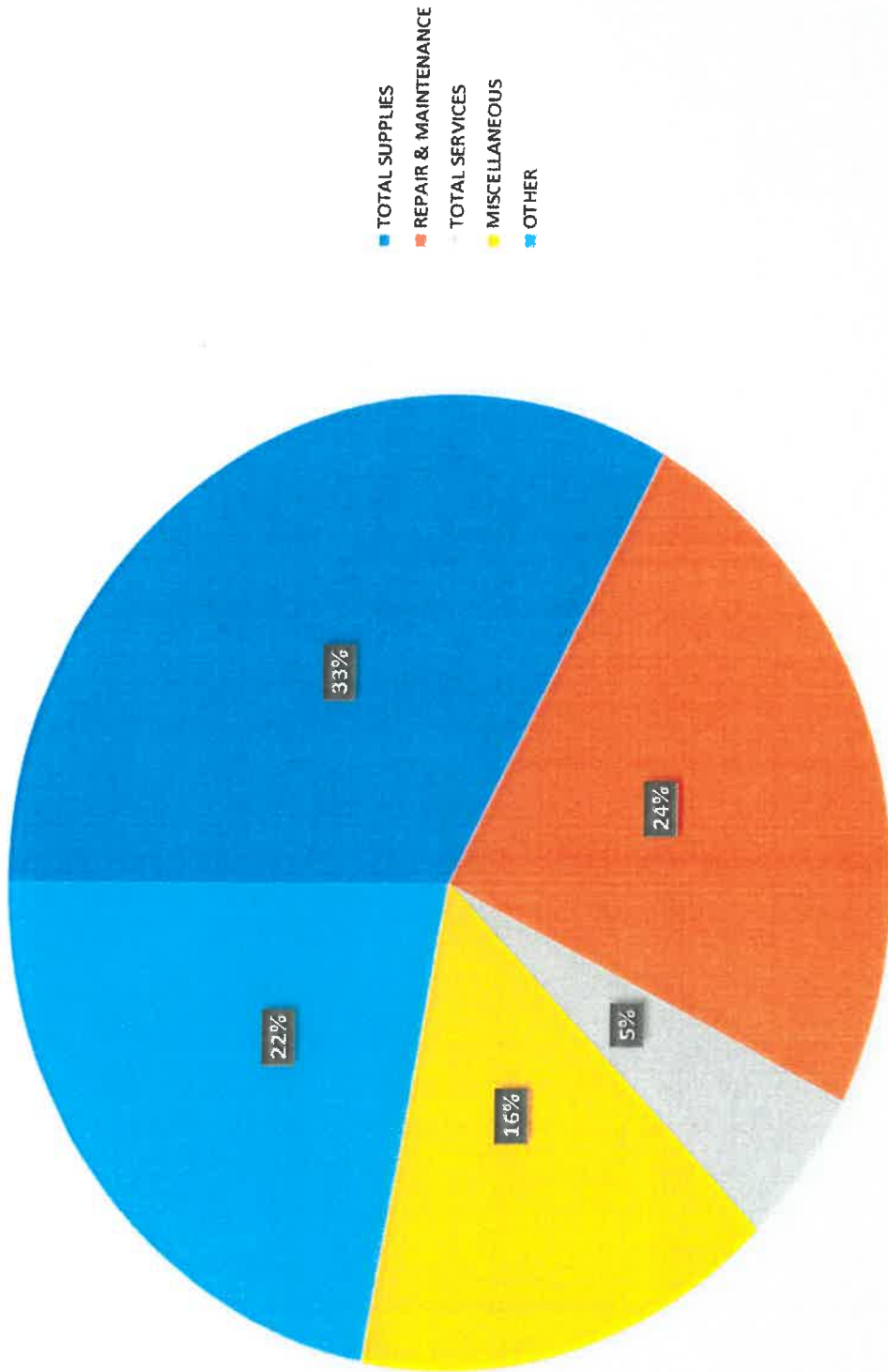
| CITY OF ANGLETON                   |            |                |        |                        |                  |            |          |                  |  |
|------------------------------------|------------|----------------|--------|------------------------|------------------|------------|----------|------------------|--|
| FISCAL BUDGET YEAR                 |            |                |        |                        |                  |            |          |                  |  |
| OCT. 1, 2021 TO SEPT. 30, 2022     |            |                |        |                        |                  |            |          |                  |  |
| VOCA OBJ POLICE GRANT              |            |                |        |                        |                  |            |          |                  |  |
| 105                                |            |                |        |                        |                  |            |          |                  |  |
|                                    |            |                |        |                        |                  |            |          |                  |  |
|                                    | LAST YEAR  | CURRENT BUDGET | % CHG. | CURRENT YEAR PROJECTED | REQUESTED BUDGET | % CHG. BUD | COMMENTS | \$ CHANGE BUDGET |  |
| <u>REVENUE</u>                     |            |                |        |                        |                  |            |          |                  |  |
| GRANT AND MATCH INCOME             | \$22,158   | \$69,877       |        | \$69,877               | \$79,000         |            |          |                  |  |
| <b>TOTAL REVENUE</b>               | \$22,158   | \$69,877       |        | \$69,877               | \$79,000         | 13%        |          | \$9,123          |  |
|                                    | % CHANGE   |                |        | 0%                     | 13%              |            |          |                  |  |
| <u>EXPENDITURES</u>                |            |                |        |                        |                  |            |          |                  |  |
| PERSONNEL SERVICES                 | \$53,775   | \$66,675       | 24%    | \$64,709               | \$75,829         | 14%        |          | \$9,154          |  |
| TOTAL SUPPLIES                     | \$0        | \$713          |        | \$713                  | \$771            | 8%         |          | \$58             |  |
| TOTAL SERVICES                     | \$0        | \$2,489        |        | \$800                  | \$2,400          | -4%        |          | (\$89)           |  |
| <b>TOTAL DEPARTMENT</b>            | \$53,775   | \$69,877       |        | \$66,222               | \$79,000         | 13%        |          | \$9,123          |  |
|                                    | % CHANGE   | 30%            |        | -5%                    | 19%              |            |          |                  |  |
| REVENUE OVER/ (UNDER) EXPENDITURES | (\$31,617) | \$0            |        | \$3,655                | \$0              |            |          |                  |  |

| CITY OF ANGLETON               |      |                       |           |                |           |                  |  |  |  |
|--------------------------------|------|-----------------------|-----------|----------------|-----------|------------------|--|--|--|
| FISCAL BUDGET YEAR             |      |                       |           |                |           |                  |  |  |  |
| OCT. 1, 2021 TO SEPT. 30, 2022 |      |                       |           |                |           |                  |  |  |  |
| DEPARTMENT                     | ACCT | ACCT DESC.            | LAST YEAR | CURRENT BUDGET | PROJECTED | REQUESTED BUDGET |  |  |  |
|                                | 105  | VOCA OBJ POLICE GRANT |           |                |           |                  |  |  |  |
|                                | 300  | REVENUE               |           |                |           |                  |  |  |  |
| <b>UTILITIES INCOME</b>        |      |                       |           |                |           |                  |  |  |  |
|                                | 300  | OBJ GRANT REVENUE     | \$22,158  | \$55,319       | \$55,319  | \$64,000         |  |  |  |
|                                | 305  | CITY MATCH - POLICE   | \$0       | \$9,620        | \$9,620   | \$10,000         |  |  |  |
|                                | 306  | IN KIND MATCH         | \$0       | \$4,938        | \$4,938   | \$5,000          |  |  |  |
|                                | 300  |                       |           |                |           |                  |  |  |  |
| <b>TOTAL UTILITIES INCOME</b>  |      |                       | \$22,158  | \$69,877       | \$69,877  | \$79,000         |  |  |  |
| <b>TOTAL REVENUE</b>           |      | 300                   | \$22,158  | \$69,877       | \$69,877  | \$79,000         |  |  |  |
|                                |      |                       | % CHANGE  |                | 0%        | 13%              |  |  |  |

| CITY OF ANGLETON                |      |                    |           |                |           |                  |  |  |  |
|---------------------------------|------|--------------------|-----------|----------------|-----------|------------------|--|--|--|
| FISCAL BUDGET YEAR              |      |                    |           |                |           |                  |  |  |  |
| OCT. 1, 2021 TO SEPT. 30, 2022  |      |                    |           |                |           |                  |  |  |  |
| VOCA OBJ POLICE GRANT           |      | 105                |           |                |           |                  |  |  |  |
| POLICE                          |      | 525                |           |                |           |                  |  |  |  |
| PERSONNEL SERVICES              |      |                    |           |                |           |                  |  |  |  |
| DEPARTMENT                      | ACCT | ACCT DESC.         | LAST YEAR | CURRENT BUDGET | PROJECTED | REQUESTED BUDGET |  |  |  |
| 525                             | 105  | SALARIES           | \$35,750  | \$43,160       | \$43,160  | \$45,677         |  |  |  |
| 525                             | 106  | VOGA CERTIFICATION | \$300     | \$0            |           |                  |  |  |  |
| 525                             | 110  | OVERTIME           | \$322     | \$634          | \$0       | \$457            |  |  |  |
| 525                             | 126  | VOCA CERTIFICATION | \$700     | \$1,200        | \$1,246   | \$1,200          |  |  |  |
| 525                             | 135  | FICA               | \$2,642   | \$3,394        | \$3,302   | \$3,626          |  |  |  |
| 525                             | 140  | HEALTH INSURANCE   | \$9,657   | \$12,725       | \$11,604  | \$13,344         |  |  |  |
| 525                             | 145  | WORKERS COMP       | \$0       | \$97           | \$97      | \$100            |  |  |  |
| 525                             | 155  | RETIREMENT         | \$4,404   | \$5,465        | \$5,300   | \$5,687          |  |  |  |
| 525                             | 165  | MEDICAL EXPENSE    | \$53,775  | \$66,675       | \$64,709  | \$75,829         |  |  |  |
| <b>TOTAL PERSONNEL SERVICES</b> |      |                    |           |                |           |                  |  |  |  |
| <b>SUPPLIES</b>                 |      |                    |           |                |           |                  |  |  |  |
| DEPARTMENT                      | ACCT | ACCT DESC.         | LAST YEAR | CURRENT BUDGET | PROJECTED | REQUESTED BUDGET |  |  |  |
| 525                             | 205  | SUPPLIES           | \$0       | \$713          | \$713     | \$771            |  |  |  |
| <b>TOTAL SUPPLIES</b>           |      |                    | \$0       | \$713          | \$713     | \$771            |  |  |  |
| <b>SERVICES</b>                 |      |                    |           |                |           |                  |  |  |  |
| DEPARTMENT                      | ACCT | ACCT DESC.         | LAST YEAR | CURRENT BUDGET | PROJECTED | REQUESTED BUDGET |  |  |  |
| 525                             | 425  | TRAVEL/TRAINING    | \$0       | \$2,489        | \$800     | \$2,400          |  |  |  |
| 525                             |      |                    |           |                |           |                  |  |  |  |
| <b>TOTAL SERVICES</b>           |      |                    | \$0       | \$2,489        | \$800     | \$2,400          |  |  |  |
| <b>TOTAL DEPARTMENT</b>         |      | 525                | \$53,775  | \$69,877       | \$66,222  | \$79,000         |  |  |  |
|                                 |      |                    | % CHANGE  |                | -5%       | 19%              |  |  |  |

| CITY OF ANGLETON                  |           |                |        |                        |                  |            |  |             |  |
|-----------------------------------|-----------|----------------|--------|------------------------|------------------|------------|--|-------------|--|
| FISCAL BUDGET YEAR                |           |                |        |                        |                  |            |  |             |  |
| OCT. 1, 2021 TO SEPT. 30, 2022    |           |                |        |                        |                  |            |  |             |  |
| ANGLETON ESD #3                   |           |                |        |                        |                  |            |  |             |  |
| 107                               |           |                |        |                        |                  |            |  |             |  |
| REVENUE                           | LAST YEAR | CURRENT BUDGET | % CHG. | CURRENT YEAR PROJECTED | REQUESTED BUDGET | % CHG. BUD | COMMENTS                                   | \$ CHG BUDG |  |
| MISCELLANEOUS                     | \$290,440 | \$291,402      | 0%     | \$290,563              | \$324,540        | 11%        | REQUEST INCREASE                           | \$33,138    |  |
| TRANSFERS                         | \$0       | \$0            |        | \$0                    | \$25,188         |            | CARRYOVER FROM LAST YEAR                   | \$25,188    |  |
| <b>TOTAL REVENUE</b>              | \$290,440 | \$291,402      | 0%     | \$290,563              | \$349,728        | 20%        |  | \$58,326    |  |
|                                   | % CHANGE  | 0%             |        | 0%                     |                  |            |  |             |  |
| ESD EXPENDITURES                  | LAST YEAR | CURRENT BUDGET | % CHG. | CURRENT YEAR PROJECTED | REQUESTED BUDGET | % CHG. BUD | COMMENTS                                   | \$ CHG BUDG |  |
| TOTAL SUPPLIES                    | \$102,154 | \$105,572      | 3%     | \$76,500               | \$106,372        | 1%         | EQUIPMENT / VEHICLE                        | \$800       |  |
| REPAIR & MAINTENANCE              | \$75,516  | \$53,000       | -30%   | \$53,000               | \$78,650         | 48%        | 5% INCREASE IN BUILDING, VEHICLE AND EQUIP | \$25,650    |  |
| TOTAL SERVICES                    | \$15,362  | \$14,473       | -6%    | \$14,473               | \$17,000         | 17%        | MAINTENANCE / TIRES / SCBA                 | \$2,527     |  |
| MISCELLANEOUS                     | \$5,115   | \$45,000       | 780%   | \$50,000               | \$50,000         | 11%        | TESTING / ST. 1 REMODEL / ST. 3            | \$5,000     |  |
| OTHER                             | \$72,273  | \$73,357       | 1%     | \$72,241               | \$71,145         | -3%        | EPOXY FLOORS                               | (\$2,212)   |  |
| <b>TOTAL DEPARTMENT</b>           | \$270,420 | \$291,402      | 8%     | \$266,214              | \$323,167        | 11%        |  | \$0         |  |
|                                   | % CHANGE  | 8%             |        | -9%                    | 21%              |            |  | \$31,765    |  |
| REVENUE OVER/(UNDER) EXPENDITURES | \$20,020  | \$0            |        | \$24,349               | \$26,561         |            |  |             |  |

# ESD #3 REQUESTED BUDGET EXPENDITURES



| CITY OF ANGLETON               |      |                            |           |                |           |                  |  |  |  |
|--------------------------------|------|----------------------------|-----------|----------------|-----------|------------------|--|--|--|
| FISCAL BUDGET YEAR             |      |                            |           |                |           |                  |  |  |  |
| OCT. 1, 2021 TO SEPT. 30, 2022 |      |                            |           |                |           |                  |  |  |  |
| ANGLETON ESD #3                |      | 107                        |           |                |           |                  |  |  |  |
| REVENUE                        |      | 300                        |           |                |           |                  |  |  |  |
| MISCELLANEOUS                  |      |                            |           |                |           |                  |  |  |  |
| DEPARTMENT                     | ACCT | ACCT DESC.                 | LAST YEAR | CURRENT BUDGET | PROJECTED | REQUESTED BUDGET |  |  |  |
| 300                            | 800  | REVENUE FROM ESD           | \$289,215 | \$290,286      | \$290,286 | \$324,263        |  |  |  |
| 300                            | 801  | INTEREST INCOME            | \$1,225   | \$1,116        | \$277     | \$277            |  |  |  |
| 300                            |      |                            |           |                |           |                  |  |  |  |
| TOTAL MISCELLANEOUS            |      |                            | \$290,440 | \$291,402      | \$290,563 | \$324,540        |  |  |  |
| TRANSFERS                      |      |                            |           |                |           |                  |  |  |  |
| DEPARTMENT                     | ACCT | ACCT DESC.                 | LAST YEAR | CURRENT BUDGET | PROJECTED | REQUESTED BUDGET |  |  |  |
| 300                            | 901  | TRANSFER FROM FUND BALANCE |           |                |           | \$25,188         |  |  |  |
| 300                            |      |                            |           |                |           |                  |  |  |  |
| TOTAL TRANSFERS                |      |                            | \$0       | \$0            | \$0       | \$25,188         |  |  |  |
| TOTAL REVENUE                  |      | 300                        | \$290,440 | \$291,402      | \$290,563 | \$349,728        |  |  |  |
|                                |      |                            | % CHANGE  | 0%             | 0%        | 20%              |  |  |  |

| CITY OF ANGLETON                |      |                    |           |                |           |                  |          |  |  |
|---------------------------------|------|--------------------|-----------|----------------|-----------|------------------|----------|--|--|
| FISCAL BUDGET YEAR              |      |                    |           |                |           |                  |          |  |  |
| OCT. 1, 2021 TO SEPT. 30, 2022  |      |                    |           |                |           |                  |          |  |  |
| ANGLETON ESD #3                 |      |                    |           |                |           |                  |          |  |  |
| FIRE                            |      |                    |           |                |           |                  |          |  |  |
| SUPPLIES                        |      |                    |           |                |           |                  |          |  |  |
| DEPARTMENT                      | ACCT | ACCT DESC.         | LAST YEAR | CURRENT BUDGET | PROJECTED | REQUESTED BUDGET | COMMENTS |  |  |
| 530                             | 203  | APPAREL            | \$3,347   | \$4,500        | \$4,500   | \$5,300          |          |  |  |
| 530                             | 205  | GENERAL SUPPLIES   | \$0       | \$2,000        | \$2,000   | \$2,000          |          |  |  |
| 530                             | 215  | VEHICLE SUPPLIES   | \$1,176   | \$20,000       | \$10,000  | \$20,000         |          |  |  |
| 530                             | 220  | EQUIPMENT SUPPLIES | \$97,631  | \$79,072       | \$60,000  | \$79,072         |          |  |  |
| 530                             |      |                    |           |                |           |                  |          |  |  |
| <b>TOTAL SUPPLIES</b>           |      |                    | \$102,154 | \$105,572      | \$76,500  | \$106,372        |          |  |  |
|                                 |      |                    | % CHANGE  | 3%             | -28%      | 39%              |          |  |  |
| <b>REPAIR &amp; MAINTENANCE</b> |      |                    |           |                |           |                  |          |  |  |
| DEPARTMENT                      | ACCT | ACCT DESC.         | LAST YEAR | CURRENT BUDGET | PROJECTED | REQUESTED BUDGET | COMMENTS |  |  |
| 530                             | 305  | R&M VEHICLES       | \$35,639  | \$23,000       | \$23,000  | \$28,150         |          |  |  |
| 530                             | 310  | R&M EQUIPMENT      | \$13,828  | \$9,000        | \$9,000   | \$9,450          |          |  |  |
| 530                             | 320  | R&M BUILDINGS      | \$26,049  | \$21,000       | \$21,000  | \$41,050         |          |  |  |
| 530                             |      |                    |           |                |           |                  |          |  |  |
| <b>TOTAL REPAIRS AND MAINT.</b> |      |                    | \$75,516  | \$53,000       | \$53,000  | \$78,650         |          |  |  |
| <b>SERVICES</b>                 |      |                    |           |                |           |                  |          |  |  |
| DEPARTMENT                      | ACCT | ACCT DESC.         | LAST YEAR | CURRENT BUDGET | PROJECTED | REQUESTED BUDGET | COMMENTS |  |  |
| 530                             | 425  | TRAVEL/TRAINING    | \$9,987   | \$10,000       | \$10,000  | \$12,500         |          |  |  |
| 530                             | 455  | CONTRACT LABOR     | \$5,375   | \$4,473        | \$4,473   | \$4,500          |          |  |  |
| 530                             |      |                    |           |                |           |                  |          |  |  |
| <b>TOTAL SERVICES</b>           |      |                    | \$15,362  | \$14,473       | \$14,473  | \$17,000         |          |  |  |

| MISCELLANEOUS               |      |                          |           |                |           |                  |           |
|-----------------------------|------|--------------------------|-----------|----------------|-----------|------------------|-----------|
| DEPARTMENT                  | ACCT | ACCT DESC.               | LAST YEAR | CURRENT BUDGET | PROJECTED | REQUESTED BUDGET | COMMENTS  |
| 530                         | 599  | MISCELLANEOUS EXPENSE    | \$5,115   | \$45,000       | \$50,000  | \$50,000         |           |
| 530                         |      |                          |           |                |           |                  |           |
| <b>TOTAL MISCELLANEOUS</b>  |      |                          | \$5,115   | \$45,000       | \$50,000  | \$50,000         |           |
| <b>OTHER</b>                |      |                          |           |                |           |                  |           |
| DEPARTMENT                  | ACCT | ACCT DESC.               | LAST YEAR | CURRENT BUDGET | PROJECTED | REQUESTED BUDGET | COMMENTS  |
| 530                         | 700  | TRANSFER TO FUND BALANCE |           | \$1,116        |           |                  |           |
| 530                         | 714  | CAPITAL LEASE PAYMENT E1 | \$72,273  | \$72,241       | \$72,241  | \$71,145         | ENDS 2024 |
| 530                         |      |                          |           |                |           |                  |           |
| 530                         |      |                          |           |                |           |                  |           |
| <b>TOTAL OTHER</b>          |      |                          | \$72,273  | \$73,357       | \$72,241  | \$71,145         |           |
| <b>TOTAL DEPARTMENT 530</b> |      |                          |           |                |           |                  |           |
|                             |      |                          | \$270,420 | \$291,402      | \$266,214 | \$323,167        |           |
|                             |      |                          | % CHANGE  | 8%             | -9%       | 21%              |           |

| CITY OF ANGLETON                  |           |                |        |                        |                  |            |                |                  |  |
|-----------------------------------|-----------|----------------|--------|------------------------|------------------|------------|----------------|------------------|--|
| FISCAL BUDGET YEAR                |           |                |        |                        |                  |            |                |                  |  |
| OCT. 1, 2021 TO SEPT. 30, 2022    |           |                |        |                        |                  |            |                |                  |  |
| CAPITAL LEASE PURCH-GOV           |           |                |        |                        |                  |            |                |                  |  |
| 114                               |           |                |        |                        |                  |            |                |                  |  |
|                                   | LAST YEAR | CURRENT BUDGET | % CHG. | CURRENT YEAR PROJECTED | REQUESTED BUDGET | % CHG. BUD | COMMENTS       | \$ CHANGE BUDGET |  |
| <u>REVENUE</u>                    |           |                |        |                        |                  |            |                |                  |  |
| UTILITIES INCOME                  | \$72,273  | \$132,241      | 83%    | \$72,241               | \$71,145         | -46%       | SERVICE CENTER | (\$61,096)       |  |
| <b>TOTAL REVENUE</b>              | \$72,273  | \$132,241      | 83%    | \$72,241               | \$71,145         | -46%       |                | (\$61,096)       |  |
|                                   | % CHANGE  | 83%            |        | -45%                   |                  |            |                |                  |  |
| <u>EXPENSES</u>                   |           |                |        |                        |                  |            |                |                  |  |
| MISCELLANEOUS                     | \$71,714  | \$72,241       | 1%     | \$72,241               | \$71,145         | -2%        |                | (\$1,096)        |  |
| <b>TOTAL DEPARTMENT</b>           | \$71,714  | \$72,241       | 1%     | \$72,241               | \$71,145         | -2%        |                | (\$1,096)        |  |
|                                   | % CHANGE  | 1%             |        | 0%                     | -2%              |            |                |                  |  |
| REVENUE OVER/(UNDER) EXPENDITURES | \$559     | \$60,000       |        | \$0                    | \$0              |            |                |                  |  |

| CITY OF ANGLETON               |      |                            |           |                |        |           |                  |        |  |  |     |  |
|--------------------------------|------|----------------------------|-----------|----------------|--------|-----------|------------------|--------|--|--|-----|--|
| FISCAL BUDGET YEAR             |      |                            |           |                |        |           |                  |        |  |  |     |  |
| OCT. 1, 2021 TO SEPT. 30, 2022 |      |                            |           |                |        |           |                  |        |  |  |     |  |
| DEPARTMENT                     | ACCT | ACCT DESC.                 | LAST YEAR | CURRENT BUDGET | % CHG. | PROJECTED | REQUESTED BUDGET | % CHG. |  |  |     |  |
|                                | 114  | CAPITAL LEASE PURCH-GOV    |           |                |        |           |                  |        |  |  |     |  |
|                                | 300  | REVENUE                    |           |                |        |           |                  |        |  |  |     |  |
| <b>UTILITIES INCOME</b>        |      |                            |           |                |        |           |                  |        |  |  |     |  |
| 300                            | 301  | TRANSFER FROM GENERAL FUND |           | \$49,800       |        | \$0       | \$0              |        |  |  | \$0 |  |
| 300                            | 303  | TRANSFER FROM WATER FUND   |           | \$10,200       |        | \$0       | \$0              |        |  |  | \$0 |  |
| 300                            | 307  | TRANSFERRED REVENUE-ESD    | \$72,273  | \$72,241       | 0%     | \$72,241  | \$71,145         | -2%    |  |  |     |  |
|                                |      |                            | \$72,273  | \$132,241      | 83%    | \$72,241  | \$71,145         | -2%    |  |  |     |  |
| <b>TOTAL UTILITIES INCOME</b>  |      |                            |           |                |        |           |                  |        |  |  |     |  |
|                                | 300  | TOTAL REVENUE              | \$72,273  | \$132,241      | 83%    | \$72,241  | \$71,145         | -45%   |  |  |     |  |
|                                |      |                            | % CHANGE  | 83%            |        | -45%      |                  |        |  |  |     |  |

| CITY OF ANGLETON               |      |                   |           |                |           |                  |  |  |  |
|--------------------------------|------|-------------------|-----------|----------------|-----------|------------------|--|--|--|
| FISCAL BUDGET YEAR             |      |                   |           |                |           |                  |  |  |  |
| OCT. 1, 2021 TO SEPT. 30, 2022 |      |                   |           |                |           |                  |  |  |  |
| CAPITAL LEASE PURCH-GOV        |      | 114               |           |                |           |                  |  |  |  |
| DEBT SERVICE                   |      | 556               |           |                |           |                  |  |  |  |
| MISCELLANEOUS                  |      |                   |           |                |           |                  |  |  |  |
| DEPARTMENT                     | ACCT | ACCT DESC.        | LAST YEAR | CURRENT BUDGET | PROJECTED | REQUESTED BUDGET |  |  |  |
| 556                            | 510  | INTEREST PAYMENT  | \$12,214  | \$8,241        | \$8,241   | \$6,145          |  |  |  |
| 556                            | 515  | PRINCIPAL PAYMENT | \$59,500  | \$64,000       | \$64,000  | \$65,000         |  |  |  |
| 556                            |      |                   |           |                |           |                  |  |  |  |
| <b>TOTAL MISCELLANEOUS</b>     |      |                   | \$71,714  | \$72,241       | \$72,241  | \$71,145         |  |  |  |
| <b>TOTAL DEPARTMENT</b>        | 556  |                   | \$71,714  | \$72,241       | \$72,241  | \$71,145         |  |  |  |
|                                |      |                   | % CHANGE  | 1%             | 0%        | -2%              |  |  |  |

| CITY OF ANGLETON                         |                |        |                        |                  |            |          |             |  |  |
|--|----------------|--------|------------------------|------------------|------------|----------|-------------|--|--|
| FISCAL BUDGET YEAR                       |                |        |                        |                  |            |          |             |  |  |
| OCT. 1, 2021 TO SEPT. 30, 2022           |                |        |                        |                  |            |          |             |  |  |
| DOWNTOWN REVITALIZATION                  |                |        |                        |                  |            |          |             |  |  |
| 117                                      |                |        |                        |                  |            |          |             |  |  |
| <u>REVENUE</u>                           |                |        |                        |                  |            |          |             |  |  |
| MISCELLANEOUS TRANSFERS                  |                |        |                        |                  |            |          |             |  |  |
| LAST YEAR                                | CURRENT BUDGET | % CHG. | CURRENT YEAR PROJECTED | REQUESTED BUDGET | % CHG. BUD | COMMENTS | \$ CHG BUDG |  |  |
| \$70                                     | \$0            |        | \$24                   | \$0              | 0%         |          | \$0         |  |  |
| \$0                                      | \$10,000       |        | \$0                    | \$10,000         | 0%         |          | \$0         |  |  |
| <u>TOTAL REVENUE</u>                     |                |        |                        |                  |            |          |             |  |  |
| \$70                                     | \$10,000       |        | \$24                   | \$10,000         | 0%         |          | \$0         |  |  |
| % CHANGE                                 |                |        | -100%                  |                  |            |          |             |  |  |
| <u>EXPENSES</u>                          |                |        |                        |                  |            |          |             |  |  |
| TOTAL SERVICES                           |                |        |                        |                  |            |          |             |  |  |
| \$0                                      | \$10,000       |        | \$0                    | \$10,000         | 0%         |          | \$0         |  |  |
| <u>TOTAL DEPARTMENT</u>                  |                |        |                        |                  |            |          |             |  |  |
| \$0                                      | \$10,000       |        | \$0                    | \$10,000         | 0%         |          | \$0         |  |  |
| % CHANGE                                 |                |        | -100%                  |                  |            |          |             |  |  |
| <u>REVENUE OVER/(UNDER) EXPENDITURES</u> |                |        |                        |                  |            |          |             |  |  |
| \$70                                     | \$0            |        | \$24                   | \$0              |            |          | \$0         |  |  |



| CITY OF ANGLETON               |      |                 |           |                |           |                  |
|--------------------------------|------|-----------------|-----------|----------------|-----------|------------------|
| FISCAL BUDGET YEAR             |      |                 |           |                |           |                  |
| OCT. 1, 2021 TO SEPT. 30, 2022 |      |                 |           |                |           |                  |
| DOWNTOWN REVITALIZATION        |      |                 |           |                |           |                  |
| EXPENSES                       |      |                 |           |                |           |                  |
| SERVICES                       |      |                 |           |                |           |                  |
| DEPARTMENT                     | ACCT | ACCT DESC.      | LAST YEAR | CURRENT BUDGET | PROJECTED | REQUESTED BUDGET |
| 500                            | 425  | DOWNTOWN AWARDS | \$0       | \$10,000       |           | \$10,000         |
| 500                            |      |                 | \$0       | \$0            | \$0       |                  |
| <b>TOTAL SERVICES</b>          |      |                 | \$0       | \$10,000       | \$0       | \$10,000         |
| <b>TOTAL DEPARTMENT</b>        | 500  |                 | \$0       | \$10,000       | \$0       | \$10,000         |
|                                |      |                 | % CHANGE  |                | -100%     |                  |

# City of Angleton - 2021/2022 Budget

## Debt Service Fund Table of Contents

|                       | Page(s)    |
|-----------------------|------------|
| <b>Summary</b>        | <b>1</b>   |
| <b>Revenues</b>       | <b>2</b>   |
| <b>Expenditures</b>   | <b>3</b>   |
| <b>Debt Schedules</b> | <b>4-8</b> |

| CITY OF ANGLETON                         |                    |            |                        |                    |            |                 |  |  |  |
|--|--------------------|------------|------------------------|--------------------|------------|-----------------|--|--|--|
| FISCAL BUDGET YEAR                       |                    |            |                        |                    |            |                 |  |  |  |
| OCT. 1, 2021 TO SEPT. 30, 2022           |                    |            |                        |                    |            |                 |  |  |  |
| DEBT SERVICE FUND 05                     |                    |            |                        |                    |            |                 |  |  |  |
| <u>REVENUE</u>                           |                    |            |                        |                    |            |                 |  |  |  |
| LAST YEAR                                | CURRENT BUDGET     | % CHG.     | CURRENT YEAR PROJECTED | REQUESTED BUDGET   | % CHG. BUD | \$ CHG BUDG     |  |  |  |
| AD VALOREM TAXES                         | \$1,028,680        | -7%        | \$959,899              | \$926,732          | -3%        | (\$32,974)      |  |  |  |
| MISCELLANEOUS TRANSFERS                  | \$2,907            | -66%       | \$807                  | \$500              | -50%       | (\$500)         |  |  |  |
|  | \$1,639,391        |            | \$2,059,140            | \$2,159,647        | 100%       | \$100,507       |  |  |  |
| <b>TOTAL REVENUE</b>                     | <b>\$2,670,978</b> | <b>13%</b> | <b>\$3,019,846</b>     | <b>\$3,086,879</b> |            | <b>\$67,033</b> |  |  |  |
|  | % CHANGE           |            | 13%                    |                    |            |                 |  |  |  |
|  |                    |            | 0%                     |                    |            |                 |  |  |  |
| <u>EXPENDITURES</u>                      |                    |            |                        |                    |            |                 |  |  |  |
| LAST YEAR                                | CURRENT BUDGET     | % CHG.     | CURRENT YEAR PROJECTED | REQUESTED BUDGET   | % CHG. BUD | \$ CHG BUDG     |  |  |  |
| TOTAL SERVICES                           | \$6,750            | 159%       | \$17,475               | \$17,475           | 0%         | \$0             |  |  |  |
| MISCELLANEOUS OTHER                      | \$3,061,822        | -2%        | \$3,002,371            | \$3,055,559        | 2%         | \$53,188        |  |  |  |
|  | \$13,998           |            | \$0                    | \$13,845           |            | \$13,845        |  |  |  |
| <b>TOTAL DEPARTMENT</b>                  | <b>\$3,082,570</b> | <b>-2%</b> | <b>\$3,019,846</b>     | <b>\$3,086,879</b> |            | <b>\$67,033</b> |  |  |  |
|  | % CHANGE           |            | -2%                    |                    |            |                 |  |  |  |
|  |                    |            | 0%                     |                    |            |                 |  |  |  |
| <b>REVENUE OVER/(UNDER) EXPENDITURES</b> | <b>(\$411,592)</b> |            | <b>\$0</b>             | <b>\$0</b>         |            | <b>\$0</b>      |  |  |  |

| CITY OF ANGLETON               |      |                            |             |                |             |                  |  |  |  |
|--------------------------------|------|----------------------------|-------------|----------------|-------------|------------------|--|--|--|
| FISCAL BUDGET YEAR             |      |                            |             |                |             |                  |  |  |  |
| OCT. 1, 2021 TO SEPT. 30, 2022 |      |                            |             |                |             |                  |  |  |  |
| DEBT SERVICE FUND              | 05   |                            |             |                |             |                  |  |  |  |
| REVENUE                        | 300  |                            |             |                |             |                  |  |  |  |
| AD VALOREM TAXES               |      |                            |             |                |             |                  |  |  |  |
| DEPARTMENT                     | ACCT | ACCT DESC.                 | LAST YEAR   | CURRENT BUDGET | PROJECTED   | REQUESTED BUDGET |  |  |  |
| 300                            | 100  | CURRENT TAXES              | \$1,011,372 | \$946,706      | \$946,706   | \$913,387        |  |  |  |
| 300                            | 110  | PRIOR YEAR DELINQUENT      | \$17,308    | \$13,000       | \$13,193    | \$13,345         |  |  |  |
| <b>TOTAL AD VALOREM TAXES</b>  |      |                            | \$1,028,680 | \$959,706      | \$959,899   | \$926,732        |  |  |  |
|                                |      |                            | % CHANGE    | -7%            | 0%          | -3%              |  |  |  |
| MISCELLANEOUS                  |      |                            |             |                |             |                  |  |  |  |
| DEPARTMENT                     | ACCT | ACCT DESC.                 | LAST YEAR   | CURRENT BUDGET | PROJECTED   | REQUESTED BUDGET |  |  |  |
| 300                            | 800  | INTEREST INCOME            | \$2,907     | \$1,000        | \$807       | \$500            |  |  |  |
| <b>TOTAL MISCELLANEOUS</b>     |      |                            | \$2,907     | \$1,000        | \$807       | \$500            |  |  |  |
|                                |      |                            | % CHANGE    | -66%           | -19%        | -38%             |  |  |  |
| TRANSFERS                      |      |                            |             |                |             |                  |  |  |  |
| DEPARTMENT                     | ACCT | ACCT DESC.                 | LAST YEAR   | CURRENT BUDGET | PROJECTED   | REQUESTED BUDGET |  |  |  |
| 300                            | 900  | TRANSFER FROM FUND BALANCE | \$0         | \$13,830       | \$13,830    | \$0              |  |  |  |
| 300                            | 903  | TRANSFER FROM WATER FUND   | \$1,212,370 | \$1,298,774    | \$1,298,774 | \$1,298,290      |  |  |  |
| 300                            | 940  | TRANSFER FROM ABLC         | \$181,290   | \$441,473      | \$441,473   | \$557,069        |  |  |  |
| 300                            | 950  | TRANSFER FROM OTHER SOURCE | \$245,731   | \$305,063      | \$305,063   | \$304,288        |  |  |  |
| <b>TOTAL TRANSFERS</b>         |      |                            | \$1,639,391 | \$2,059,140    | \$2,059,140 | \$2,159,647      |  |  |  |
| <b>TOTAL REVENUE</b>           |      | 300                        | \$2,670,978 | \$3,019,846    | \$3,019,846 | \$3,086,879      |  |  |  |
|                                |      |                            | % CHANGE    | 13%            | 0%          | 2%               |  |  |  |



**GENERAL FUND DEBT SERVICE PAYMENTS BY SERIES  
ANNUAL BUDGET - FISCAL YEAR 2021/2022**

| Fiscal Year   | 2016 Refunding Com & Tax |                  | 2019 Debt Issue    |                   | Annual Total       |                   |                 | I&S<br>W/STREETS   |
|---------------|--------------------------|------------------|--------------------|-------------------|--------------------|-------------------|-----------------|--------------------|
|               | Principal                | Interest         | Principal          | Interest          | Principal          | Interest          | Admin           |                    |
| FYE 2021      | \$ 30,000                | \$ 6,200         | \$ 80,000          | \$ 37,850         | \$110,000          | \$44,050          | \$2,625         | \$974,537          |
| FYE 2022      | \$ 30,000                | \$ 5,600         | \$ 80,000          | \$ 34,650         | \$110,000          | \$40,250          | \$2,625         | \$913,387          |
| FYE 2023      | \$ 35,000                | \$ 4,775         | \$ 80,000          | \$ 31,450         | \$115,000          | \$36,225          | \$2,625         | \$914,712          |
| FYE 2024      | \$ 35,000                | \$ 3,725         | \$ 80,000          | \$ 28,250         | \$115,000          | \$31,975          | \$2,625         | \$909,663          |
| FYE 2025      | \$ 25,000                | \$ 2,700         | \$ 80,000          | \$ 25,050         | \$105,000          | \$27,750          | \$2,625         | \$812,313          |
| FYE 2026      | \$ 25,000                | \$ 1,700         | \$ 80,000          | \$ 21,850         | \$105,000          | \$23,550          | \$2,625         | \$797,963          |
| FYE 2027      | \$ 15,000                | \$ 900           | \$ 75,000          | \$ 18,750         | \$90,000           | \$19,650          | \$2,625         | \$739,313          |
| FYE 2028      | \$ 15,000                | \$ 300           | \$ 75,000          | \$ 15,750         | \$90,000           | \$16,050          | \$2,625         | \$726,362          |
| FYE 2029      |                          |                  | \$ 75,000          | \$ 12,750         | \$75,000           | \$12,750          | \$2,625         | \$659,313          |
| FYE 2030      |                          |                  | \$ 75,000          | \$ 10,125         | \$75,000           | \$10,125          | \$2,625         | \$643,638          |
| FYE 2031      |                          |                  | \$ 75,000          | \$ 7,875          | \$75,000           | \$7,875           | \$2,625         | \$628,338          |
| FYE 2032      |                          |                  | \$ 75,000          | \$ 5,625          | \$75,000           | \$5,625           | \$2,625         | \$608,113          |
| FYE 2033      |                          |                  | \$ 75,000          | \$ 3,375          | \$75,000           | \$3,375           | \$2,625         | \$592,425          |
| FYE 2034      |                          |                  | \$ 75,000          | \$ 1,125          | \$75,000           | \$1,125           | \$2,625         | \$576,200          |
| FYE 2035      |                          |                  |                    |                   |                    |                   |                 | \$488,394          |
| FYE 2036      |                          |                  |                    |                   |                    |                   |                 | \$473,930          |
| FYE 2037      |                          |                  |                    |                   |                    |                   |                 | \$459,140          |
| FYE 2038      |                          |                  |                    |                   |                    |                   |                 | \$439,435          |
| FYE 2039      |                          |                  |                    |                   |                    |                   |                 | \$0                |
| FYE 2040      |                          |                  |                    |                   |                    |                   |                 | \$0                |
| <b>TOTALS</b> | <b>\$180,000</b>         | <b>\$ 19,700</b> | <b>\$1,000,000</b> | <b>\$ 216,625</b> | <b>\$1,180,000</b> | <b>\$ 236,325</b> | <b>\$34,125</b> | <b>\$1,450,450</b> |

|                                |                     |                       |                     |
|--------------------------------|---------------------|-----------------------|---------------------|
| <b>Original 12-16</b>          | <b>General Fund</b> | <b>Original 11-19</b> | <b>General Fund</b> |
| Total 4,555,000                | 1,230,000           | Total 9,445,000       | 1,200,000           |
| Fire (Platform Truck)          |                     | Fire(Truck)           |                     |
| Refunding of 2008              |                     |                       |                     |
| Municipal Court, Remodle PD,AC |                     |                       |                     |
| 2016 GF Debt                   |                     | \$180,000             |                     |
| 2016 ST Debt                   |                     | \$405,000             |                     |
| 2018 ST COMB                   |                     | \$7,425,000           |                     |
| 2019 GF DEBT                   |                     | \$1,000,000           |                     |
| <b>TOTAL</b>                   |                     | <b>\$9,010,000</b>    |                     |

**STREET FUND DEBT SERVICE PAYMENTS BY SERIES  
ANNUAL BUDGET - FISCAL YEAR 2021/2022**

| Fiscal Year  | & Rev            |                 | 2018 Comb Tax & Rev |                    | Annual Totals      |                 | Total              |
|--------------|------------------|-----------------|---------------------|--------------------|--------------------|-----------------|--------------------|
|              | Principal        | Interest        | Principal           | Interest           | Principal          | Admin Exp.      |                    |
| FYE 2021     | \$70,000         | \$13,800        | \$480,000           | \$251,937          | \$550,000          | \$2,125         | \$817,862          |
| FYE 2022     | \$75,000         | \$12,350        | \$435,000           | \$236,037          | \$510,000          | \$2,125         | \$760,512          |
| FYE 2023     | \$80,000         | \$10,400        | \$450,000           | \$218,337          | \$530,000          | \$2,125         | \$760,862          |
| FYE 2024     | \$80,000         | \$8,000         | \$470,000           | \$199,938          | \$550,000          | \$2,125         | \$760,063          |
| FYE 2025     | \$50,000         | \$5,800         | \$435,000           | \$184,013          | \$485,000          | \$2,125         | \$676,938          |
| FYE 2026     | \$55,000         | \$3,700         | \$435,000           | \$170,963          | \$490,000          | \$2,125         | \$666,788          |
| FYE 2027     | \$30,000         | \$2,000         | \$435,000           | \$157,913          | \$465,000          | \$2,125         | \$627,038          |
| FYE 2028     | \$35,000         | \$700           | \$435,000           | \$144,862          | \$470,000          | \$2,125         | \$617,687          |
| FYE 2029     |                  |                 | \$435,000           | \$131,813          | \$435,000          | \$2,125         | \$568,938          |
| FYE2030      |                  |                 | \$435,000           | \$118,763          | \$435,000          | \$2,125         | \$555,888          |
| FYE2031      |                  |                 | \$435,000           | \$105,713          | \$435,000          | \$2,125         | \$542,838          |
| FYE2032      |                  |                 | \$430,000           | \$92,738           | \$430,000          | \$2,125         | \$524,863          |
| FYE2033      |                  |                 | \$430,000           | \$79,300           | \$430,000          | \$2,125         | \$511,425          |
| FYE2034      |                  |                 | \$430,000           | \$65,325           | \$430,000          | \$2,125         | \$497,450          |
| FYE 2035     |                  |                 | \$435,000           | \$51,269           | \$435,000          | \$2,125         | \$488,394          |
| FYE 2036     |                  |                 | \$435,000           | \$36,805           | \$435,000          | \$2,125         | \$473,930          |
| FYE 2037     |                  |                 | \$435,000           | \$22,015           | \$435,000          | \$2,125         | \$459,140          |
| FYE 2038     |                  |                 | \$430,000           | \$7,310            | \$430,000          | \$2,125         | \$439,435          |
| <b>TOTAL</b> | <b>\$405,000</b> | <b>\$42,950</b> | <b>\$7,425,000</b>  | <b>\$2,023,113</b> | <b>\$7,830,000</b> | <b>\$36,125</b> | <b>\$9,932,188</b> |

|  |               |                              |               |
|--|---------------|------------------------------|---------------|
| <b>Original 12-16</b>                              | <b>Street</b> | <b>Original 2-18</b>         | <b>Street</b> |
| Total 4,555,000                                    | 1,750,000     | Total 9,640,000              | 8,740,000     |
| New High School Road, Stadium Drive & Campus Drive |               | Street Improvement (Various) |               |



**UTILITY (WATER) FUND DEBT SERVICE PAYMENTS BY SERIES  
ANNUAL BUDGET - FISCAL YEAR 2021/2022**

| Fiscal Year  | 2016 Refunding Tax & R 200-523 |                  | 2019 Comb          |                    | 2013 Refunding   |                 | 2013 C.O.          |                | Principal           | Annual Total Interest | Admin Exp.       | Total               |
|--------------|--------------------------------|------------------|--------------------|--------------------|------------------|-----------------|--------------------|----------------|---------------------|-----------------------|------------------|---------------------|
|              | Principal                      | Interest         | Principal          | Interest           | Principal        | Interest        | Principal          | Interest       |                     |                       |                  |                     |
| FYE 2021     | \$195,000                      | \$46,100         | \$205,000          | \$203,113          | \$306,227        | \$13,322        | \$275,000          | 46,911         | \$981,227           | \$309,446             | \$8,100          | \$1,298,774         |
| FYE 2022     | \$325,000                      | \$40,900         | \$215,000          | \$194,713          | \$240,403        | \$7,963         | \$225,000          | 41,211         | \$1,005,403         | \$284,787             | \$8,100          | \$1,298,290         |
| FYE 2023     | \$390,000                      | \$31,800         | \$40,000           | \$189,613          | \$214,645        | \$3,756         | \$200,000          | 36,366         | \$844,645           | \$261,535             | \$8,100          | \$1,114,281         |
| FYE 2024     | \$245,000                      | \$22,275         | \$275,000          | \$185,753          |                  |                 | \$315,000          | 30,495         | \$835,000           | \$238,523             | \$8,100          | \$1,081,623         |
| FYE 2025     | \$235,000                      | \$13,900         | \$315,000          | \$179,603          |                  |                 | \$310,000          | 23,370         | \$860,000           | \$216,873             | \$8,100          | \$1,084,973         |
| FYE 2026     | \$230,000                      | \$4,600          | \$175,000          | \$175,084          |                  |                 | \$305,000          | 16,359         | \$710,000           | \$196,043             | \$8,100          | \$914,143           |
| FYE 2027     |                                |                  | \$445,000          | \$164,756          |                  |                 | \$285,000          | 9,633          | \$730,000           | \$174,389             | \$8,100          | \$912,489           |
| FYE 2028     |                                |                  | \$475,000          | \$146,356          |                  |                 | \$280,000          | 3,192          | \$755,000           | \$149,548             | \$8,100          | \$912,648           |
| FYE 2029     |                                |                  | \$570,000          | \$128,681          |                  |                 |                    |                | \$570,000           | \$128,681             | \$8,100          | \$706,781           |
| FYE 2030     |                                |                  | \$575,000          | \$111,881          |                  |                 |                    |                | \$575,000           | \$111,881             | \$8,100          | \$694,981           |
| FYE 2031     |                                |                  | \$580,000          | \$97,831           |                  |                 |                    |                | \$580,000           | \$97,831              | \$8,100          | \$685,931           |
| FYE 2032     |                                |                  | \$480,000          | \$87,981           |                  |                 |                    |                | \$480,000           | \$87,981              | \$8,100          | \$576,081           |
| FYE 2033     |                                |                  | \$480,000          | \$79,131           |                  |                 |                    |                | \$480,000           | \$79,131              | \$8,100          | \$567,231           |
| FYE 2034     |                                |                  | \$490,000          | \$69,475           |                  |                 |                    |                | \$490,000           | \$69,475              | \$8,100          | \$567,575           |
| FYE 2035     |                                |                  | \$500,000          | \$58,619           |                  |                 |                    |                | \$500,000           | \$58,619              | \$8,100          | \$566,719           |
| FYE 2036     |                                |                  | \$545,000          | \$46,863           |                  |                 |                    |                | \$545,000           | \$46,863              | \$8,100          | \$599,963           |
| FYE 2037     |                                |                  | \$555,000          | \$34,140           |                  |                 |                    |                | \$555,000           | \$34,140              | \$8,100          | \$597,240           |
| FYE 2038     |                                |                  | \$570,000          | \$20,781           |                  |                 |                    |                | \$570,000           | \$20,781              | \$8,100          | \$598,881           |
| FYE 2039     |                                |                  | \$590,000          | \$7,006            |                  |                 |                    |                | \$590,000           | \$7,006               | \$8,100          | \$605,106           |
| <b>TOTAL</b> | <b>\$1,620,000</b>             | <b>\$159,575</b> | <b>\$8,080,000</b> | <b>\$2,181,380</b> | <b>\$761,275</b> | <b>\$25,042</b> | <b>\$2,195,000</b> | <b>207,537</b> | <b>\$12,656,275</b> | <b>\$2,573,533</b>    | <b>\$153,900</b> | <b>\$15,383,709</b> |

|   |                    |
|---|--------------------|
| Water Fund Debt Service is split between two line items |                    |
| 03-565-705 Transfer to Debt Service                     | \$649,145          |
| 03-570-705 Transfer to Debt Service                     | \$649,145          |
| <b>Total</b>  | <b>\$1,298,290</b> |

2015 C.O. - this debt issue is included as part of the Impact Fee Special Fund.

| Original 12-16                  | Water Fund | Original 11-19                 | Water Fund | Original 6-13                  | Water Fund | Original 6-13                           | Water Fund |
|---------------------------------|------------|--------------------------------|------------|--------------------------------|------------|---|------------|
| Total 4,555,000                 | 2,260,000  | Total 9,445,000                | 8,245,000  | Total 5,285,000                | 3,013,619  | Total 3,500,000                         | 3,500,000  |
| Refunded Series, 2005,2007,2008 |            | AMI Meters, Freedom Park       |            | Refunded Series 2001,2002,2003 |            | Northside Water Tower Maintenance       |            |
|                                 |            | Water Well, Sewer Plant, South |            |                                |            | CR 220 Utility Replacement              |            |
|                                 |            | Side Water Tower               |            |                                |            | Utility System Mapping & Master Plan    |            |
|                                 |            |                                |            |                                |            | WWTP Generator (local match)            |            |
|                                 |            |                                |            |                                |            | County Grant local match - 2 Generators |            |
|                                 |            |                                |            |                                |            | Water Well - Freedom Park (local match) |            |
|                                 |            |                                |            |                                |            | Campus Drive Force Main                 |            |
|                                 |            |                                |            |                                |            | Pearl Snaps Water Line                  |            |
|                                 |            |                                |            |                                |            |   | 740,000    |
|                                 |            |                                |            |                                |            |   | 50,000     |
|                                 |            |                                |            |                                |            |   | 300,000    |
|                                 |            |                                |            |                                |            |   | 100,000    |
|                                 |            |                                |            |                                |            |   | 200,000    |
|                                 |            |                                |            |                                |            |   | 190,000    |
|                                 |            |                                |            |                                |            |   | 565,000    |
|                                 |            |                                |            |                                |            |   | 62,750     |

**IMPACT FEE DEBT SERVICE PAYMENTS (Fund 124 & 125)  
ANNUAL BUDGET - FISCAL YEAR 2021/2022**

| Fiscal Year   | 2015 Com & Tax     |                   | Principal          |                  | Interest        |          | Annual Total |  | Total              |
|---------------|--------------------|-------------------|--------------------|------------------|-----------------|----------|--------------|--|--------------------|
|               | Principal          | Interest          | Principal          | Interest         | Principal       | Interest | Admin        |  |                    |
| FYE 2021      | \$ 190,000         | \$ 113,063        | \$190,000          | \$113,063        | \$2,000         |          |              |  | \$305,063          |
| FYE 2022      | \$ 195,000         | \$ 107,288        | \$195,000          | \$107,288        | \$2,000         |          |              |  | \$304,288          |
| FYE 2023      | \$ 200,000         | \$ 101,363        | \$200,000          | \$101,363        | \$2,000         |          |              |  | \$303,363          |
| FYE 2024      | \$ 210,000         | \$ 94,163         | \$210,000          | \$94,163         | \$2,000         |          |              |  | \$306,163          |
| FYE 2025      | \$ 215,000         | \$ 85,663         | \$215,000          | \$85,663         | \$2,000         |          |              |  | \$302,663          |
| FYE 2026      | \$ 225,000         | \$ 77,988         | \$225,000          | \$77,988         | \$2,000         |          |              |  | \$304,988          |
| FYE 2027      | \$ 230,000         | \$ 71,163         | \$230,000          | \$71,163         | \$2,000         |          |              |  | \$303,163          |
| FYE 2028      | \$ 235,000         | \$ 64,188         | \$235,000          | \$64,188         | \$2,000         |          |              |  | \$301,188          |
| FYE 2029      | \$ 245,000         | \$ 56,988         | \$245,000          | \$56,988         | \$2,000         |          |              |  | \$303,988          |
| FYE 2030      | \$ 250,000         | \$ 49,563         | \$250,000          | \$49,563         | \$2,000         |          |              |  | \$301,563          |
| FYE 2031      | \$ 260,000         | \$ 41,913         | \$260,000          | \$41,913         | \$2,000         |          |              |  | \$303,913          |
| FYE 2032      | \$ 270,000         | \$ 33,625         | \$270,000          | \$33,625         | \$2,000         |          |              |  | \$305,625          |
| FYE 2033      | \$ 275,000         | \$ 24,769         | \$275,000          | \$24,769         | \$2,000         |          |              |  | \$301,769          |
| FYE 2034      | \$ 285,000         | \$ 15,313         | \$285,000          | \$15,313         | \$2,000         |          |              |  | \$302,313          |
| FYE 2035      | \$ 295,000         | \$ 5,162          | \$295,000          | \$5,162          | \$2,000         |          |              |  | \$302,162          |
| <b>TOTALS</b> | <b>\$3,390,000</b> | <b>\$ 829,143</b> | <b>\$3,390,000</b> | <b>\$829,143</b> | <b>\$28,000</b> |          |              |  | <b>\$4,247,143</b> |

Fund 124 - 288/523 Impact Fee Capital Fund  
Fund 125 - 220 Impact Fee Capital Fund

- 55% of Debt Issue Pmt  
- 45% of Debt Issue Pmt

**Original 8-2015**      **Wt. Impact Fees**  
Total 4,445,000              4,445,000

# City of Angleton - 2021/2022 Budget

## Capital Projects Funds Table of Contents

|   | Page(s)      |
|---|--------------|
| <b>2018 Bond Issue Fund 121</b>             | <b>1-3</b>   |
| <b>Infrastructure Fund 128</b>              | <b>4-6</b>   |
| <b>2019 Bond Series Fund 129</b>            | <b>7-9</b>   |
| <b>2020 Bond Series Fund 130</b>            | <b>10-12</b> |
| <b>2019 Bond Series Fire Truck Fund 131</b> | <b>13-15</b> |

| CITY OF ANGLETON                         |               |                |        |                        |                  |            |                        |               |  |
|--|---------------|----------------|--------|------------------------|------------------|------------|------------------------|---------------|--|
| FISCAL BUDGET YEAR                       |               |                |        |                        |                  |            |                        |               |  |
| OCT. 1, 2021 TO SEPT. 30, 2022           |               |                |        |                        |                  |            |                        |               |  |
| 2018 BOND FUND                           |               |                |        |                        |                  |            |                        |               |  |
| 121                                      |               |                |        |                        |                  |            |                        |               |  |
|  | LAST YEAR     | CURRENT BUDGET | % CHG. | CURRENT YEAR PROJECTED | REQUESTED BUDGET | % CHG. BUD | COMMENTS               | \$ CHG BUDG   |  |
| <b>REVENUE</b>                           |               |                |        |                        |                  |            |                        |               |  |
| BOND PROCEEDS /STREET                    | \$0           | \$7,676,013    |        | \$2,193,955            | \$5,405,989      | 0%         | BOND / STREET TRANSFER | (\$2,270,025) |  |
| MISCELLANEOUS                            | \$63,077      | \$70,000       | 11%    | \$15,000               | \$10,000         | -86%       | INTEREST               | (\$60,000)    |  |
| <b>TOTAL REVENUE</b>                     | \$63,077      | \$7,746,013    |        | \$2,208,955            | \$5,415,989      |            |                        | (\$2,330,025) |  |
| <b>EXPENDITURES</b>                      |               |                |        |                        |                  |            |                        |               |  |
| TOTAL SERVICES                           | \$0           | \$0            |        | \$0                    | \$0              |            |                        | \$0           |  |
| MISCELLANEOUS                            | \$2,213,704   | \$7,746,013    |        | \$2,208,955            | \$5,415,989      | -30%       |                        | (\$2,330,025) |  |
| OTHER                                    | \$0           | \$0            |        | \$0                    | \$0              |            |                        | \$0           |  |
| <b>TOTAL DEPARTMENT</b>                  | \$2,213,704   | \$7,746,013    |        | \$2,208,955            | \$5,415,989      |            |                        | (\$2,330,025) |  |
| <b>REVENUE OVER/(UNDER) EXPENDITURES</b> |               |                |        |                        |                  |            |                        |               |  |
|  | (\$2,150,627) | \$0            |        | \$0                    | \$0              |            |                        |               |  |

| CITY OF ANGLETON                  |      |                            |           |                |             |                  |                    |  |  |
|-----------------------------------|------|----------------------------|-----------|----------------|-------------|------------------|--------------------|--|--|
| FISCAL BUDGET YEAR                |      |                            |           |                |             |                  |                    |  |  |
| OCT. 1, 2021 TO SEPT. 30, 2022    |      |                            |           |                |             |                  |                    |  |  |
| 2018 BOND FUND                    |      |                            |           |                |             |                  |                    |  |  |
| REVENUE                           |      |                            |           |                |             |                  |                    |  |  |
| 121                               |      |                            |           |                |             |                  |                    |  |  |
| 300                               |      |                            |           |                |             |                  |                    |  |  |
| PARKS AND RECREATION              |      |                            |           |                |             |                  |                    |  |  |
| DEPARTMENT                        | ACCT | ACCT DESC.                 | LAST YEAR | CURRENT BUDGET | PROJECTED   | REQUESTED BUDGET | COMMENTS           |  |  |
| 300                               | 700  | TRANSFER FROM FUND BALANCE | \$0       | \$5,376,013    | \$2,193,955 | \$3,105,989      | DOWNING STREET 50% |  |  |
| 300                               | 702  | TRANSFER FROM STREET       | \$0       | \$2,300,000    | \$0         | \$2,300,000      |                    |  |  |
| <b>TOTAL PARKS AND RECREATION</b> |      |                            |           |                |             |                  |                    |  |  |
|                                   |      |                            | \$0       | \$7,676,013    | \$2,193,955 | \$5,405,989      |                    |  |  |
| MISCELLANEOUS                     |      |                            |           |                |             |                  |                    |  |  |
| DEPARTMENT                        | ACCT | ACCT DESC.                 | LAST YEAR | CURRENT BUDGET | PROJECTED   | REQUESTED BUDGET | COMMENTS           |  |  |
| 300                               | 800  | INTEREST INCOME            | \$63,077  | \$70,000       | \$15,000    | \$10,000         |                    |  |  |
| <b>TOTAL MISCELLANEOUS</b>        |      |                            |           |                |             |                  |                    |  |  |
|                                   |      |                            | \$63,077  | \$70,000       | \$15,000    | \$10,000         |                    |  |  |
|                                   |      |                            | % CHANGE  | 11%            | -79%        | -33%             |                    |  |  |
| <b>TOTAL REVENUE</b>              |      |                            |           |                |             |                  |                    |  |  |
|                                   | 300  |                            | \$63,077  | \$7,746,013    | \$2,208,955 | \$5,415,989      |                    |  |  |



City of Angleton, TX  
City Street Bond Projects (Ridgecrest Street, Robinhood Lane, Chevy Chase Drive and San Felipe Street)

| <b>Street</b>                                       | <b>Location</b>        | <b>Length</b> | <b>Width</b> | <b>Type of Improvements</b>     | <b>Construction Cost Estimate 2021</b> |
|---|------------------------|---------------|--------------|---------------------------------|--|
| Ridgecrest Street                                   | N Downing to N Tinsley | 1293 LF       | 28 LF        | Paving, Drainage and Water Line | \$1,307,000                            |
| Robinhood Lane                                      | N Downing to N Tinsley | 1175 LF       | 28 LF        | Paving Only                     | \$795,000                              |
| Chevy Chase Drive                                   | N Downing to N Tinsley | 1130 LF       | 28 LF        | Paving and Water Line           | \$905,000                              |
| San Felipe Street                                   | N Downing to N Tinsley | 1123 LF       | 28 LF        | Paving Only                     | \$780,000                              |
| <b>Total Opinions of Probable Construction Cost</b> |                        |               |              |                                 | <b>\$3,787,000</b>                     |

\*No drainage items on San Felipe, Robinhood and Chevy Chase.

\*\*These estimates are presented for planning purposes only and are subject to change as the project progresses.

\*\*\*Any opinion of construction costs prepared by HDR is supplied for the general guidance of the Client only. Since HDR has no control over competitive bidding or market conditions, HDR cannot guarantee the accuracy of such opinions as compared to contract bids or actual costs to Client.

| RIDGECREST STREET   |   |      |       |              |  |  |
|---|---|------|-------|--------------|--|--|
| LENGTH 1293 LF  |   |      |       |              |  |  |
| WIDTH 28'   |   |      |       |              |  |  |
| Reconstruction of Ridgcrest Street  |   |      |       |              |  |  |
| ITEM NO.  | ITEM DESCRIPTION  | UNIT | QUAN. | UNIT PRICE   | TOTAL AMOUNT                                   |  |
| <b>GENERAL ITEMS *</b>  |   |      |       |              |  |  |
| 1   | Traffic Control and Regulation, including signs, barrels, barricades, and flagmen   | L.S. | 1     | \$ 50,000.00 | \$ 50,000.00                                   |  |
| 2   | Temporary Sediment Control including inlet protection barrier, Stage I and II inlets and existing inlets, including filter fabric fence, gravel bags, repair and replacement, maintenance and removal of sediments, complete in place the sum of: | L.S. | 1     | \$ 20,000.00 | \$ 20,000.00                                   |  |
| 3   | LED street lights on intersections, complete in place the sum of:   | E.A. | 2     | \$ 18,000.00 | \$ 36,000.00                                   |  |
|   |   |      |       |              | <b>SUB-TOTAL GENERAL ITEMS: \$ 106,000.00</b>  |  |
| <b>PAVING ITEMS</b>   |   |      |       |              |  |  |
| 4   | 8" thick reinforced concrete pavement, including reinforcement, joints and grading, complete in place the sum of:   | S.Y. | 4430  | \$ 70.00     | \$ 310,100.00                                  |  |
| 5   | 6" lime stabilized subgrade, including grading, mixing, compacting and curing, complete in place the sum of:  | S.Y. | 4750  | \$ 11.00     | \$ 52,250.00                                   |  |
| 6   | Lime for lime stabilized subgrade (8% minimum by dry weight), complete in place the sum of:   | TON  | 103   | \$ 210.00    | \$ 21,630.00                                   |  |
| 7   | 12" concrete laydown curb, including reinforcement and joints, complete in place the sum of:  | L.F. | 1780  | \$ 7.50      | \$ 13,350.00                                   |  |
| 8   | 6" concrete driveway, including blockout, reinforcement and joints, complete in place the sum of:   | S.Y. | 1560  | \$ 85.00     | \$ 132,600.00                                  |  |
| 9   | Concrete pavement header or doweled connection to existing pavement header, per detail, complete in place the sum of:   | L.F. | 100   | \$ 25.00     | \$ 2,500.00                                    |  |
| 10  | Existing concrete pavement removal, complete in place the sum of:   | S.Y. | 4430  | \$ 10.50     | \$ 46,515.00                                   |  |
|   |   |      |       |              | <b>SUB-TOTAL PAVING ITEMS: \$ 578,945.00</b>   |  |
| <b>DRAINAGE ITEMS *</b>   |   |      |       |              |  |  |
| 11  | 24" RCP, ASTM C76, Class III storm sewer, rubber gasket joints, all depths, cement stabilized sand bedding and backfill, complete in place the sum of:  | L.F. | 1320  | \$ 110.00    | \$ 145,200.00                                  |  |
| 12  | Type "BB" Inlet, all depths, including foundation and backfill, complete in place the sum of:   | EA.  | 8     | \$ 3,500.00  | \$ 28,000.00                                   |  |
| 13  | Reinforced precast junction box, including excavation, bedding and backfill, connection to existing system, complete in place, the sum of:  | EA.  | 4     | \$ 4,000.00  | \$ 16,000.00                                   |  |
| 14  | Trench safety for all storm sewers greater than 5' deep, including installation, operation and removal, complete in place the sum of:   | L.F. | 1320  | \$ 1.00      | \$ 1,320.00                                    |  |
|   |   |      |       |              | <b>SUB-TOTAL DRAINAGE ITEMS: \$ 190,520.00</b> |  |
| <b>WATER ITEMS</b>  |   |      |       |              |  |  |
| 15  | Furnish and install 8-inch PVC C-900 DR18 CL 235 water line, all fittings, by open-cut construction as shown on plans, complete in place, the sum of:   | LF   | 1300  | \$ 60.00     | \$ 78,000.00                                   |  |
| 16  | Furnish and install fire hydrant assembly, including 6-inch gate valve and box, complete in place, the sum of:  | EA   | 4     | \$ 5,500.00  | \$ 22,000.00                                   |  |
| 17  | Residential service connections, complete in place, the sum of:   | EA   | 20    | \$ 1,200.00  | \$ 24,000.00                                   |  |
| 18  | Furnish and install 8-inch gate valve and box, complete in place, the sum of:   | EA   | 4     | \$ 1,500.00  | \$ 6,000.00                                    |  |
|   |   |      |       |              | <b>SUB-TOTAL WATER ITEMS: \$ 130,000.00</b>    |  |
| <b>TOTAL ESTIMATED PROBABLE COST OF CONSTRUCTION:</b>   |   |      |       |              | <b>\$ 1,005,465.00</b>                         |  |
| <b>TOTAL with 30% Contingency:</b>  |   |      |       |              | <b>\$ 1,307,110.00</b>                         |  |
| *These estimates are presented for planning purposes only and are subject to change as the project progresses.  |   |      |       |              |  |  |
| **Any opinion of construction costs prepared by HDR is supplied for the general guidance of the Client only. Since HDR has no control over competitive bidding or market conditions, HDR cannot guarantee the accuracy of such opinions as compared to contract bids or actual costs to Client. |   |      |       |              |  |  |

| ROBINHOOD LANE  |   |      |       |              |                      |
|---|---|------|-------|--------------|----------------------|
| LENGTH 1175 LF  |   |      |       |              |                      |
| WIDTH 28'   |   |      |       |              |                      |
| Reconstruction of Robinhood Lane  |   |      |       |              |                      |
| ITEM NO.  | ITEM DESCRIPTION  | UNIT | QUAN. | UNIT PRICE   | TOTAL AMOUNT         |
| <b>GENERAL ITEMS</b>  |   |      |       |              |                      |
| 1   | Traffic Control and Regulation, including signs, barrels, barricades, and flagmen   | L.S. | 1     | \$ 40,000.00 | \$ 40,000.00         |
| 2   | Temporary Sediment Control including inlet protection barrier, Stage I and II inlets and existing inlets, including filter fabric fence, gravel bags, repair and replacement, maintenance and removal of sediments, complete in place the sum of: | L.S. | 1     | \$ 20,000.00 | \$ 20,000.00         |
| 3   | LED street lights on intersections, complete in place the sum of:   | E.A. | 2     | \$ 18,000.00 | \$ 36,000.00         |
| <b>SUB-TOTAL GENERAL ITEMS:</b>   |   |      |       |              | <b>\$ 96,000.00</b>  |
| <b>PAVING ITEMS</b>   |   |      |       |              |                      |
| 4   | 8" thick reinforced concrete pavement, including reinforcement, joints and grading, complete in place the sum of:   | S.Y. | 4020  | \$ 70.00     | \$ 281,400.00        |
| 5   | 8" lime stabilized subgrade, including grading, mixing, compacting and curing, complete in place the sum of:  | S.Y. | 4315  | \$ 11.00     | \$ 47,465.00         |
| 6   | Lime for lime stabilized subgrade (8% minimum by dry weight), complete in place the sum of:   | TON  | 94    | \$ 210.00    | \$ 19,740.00         |
| 7   | 12" concrete laydown curb, including reinforcement and joints, complete in place the sum of:  | L.F. | 1630  | \$ 7.50      | \$ 12,225.00         |
| 8   | 6" concrete driveway, including blockout, reinforcement and joints, complete in place the sum of:   | S.Y. | 1260  | \$ 85.00     | \$ 107,100.00        |
| 9   | Concrete pavement header or doweled connection to existing pavement header, per detail, complete in place the sum of:   | L.F. | 100   | \$ 25.00     | \$ 2,500.00          |
| 10  | Existing concrete pavement removal, complete in place the sum of:   | S.Y. | 4020  | \$ 10.50     | \$ 42,210.00         |
| <b>SUB-TOTAL PAVING ITEMS:</b>  |   |      |       |              | <b>\$ 512,640.00</b> |
| <b>TOTAL ESTIMATED PROBABLE COST OF CONSTRUCTION:</b>   |   |      |       | <b>\$</b>    | <b>608,640.00</b>    |
| <b>TOTAL with 30% Contingency:</b>  |   |      |       | <b>\$</b>    | <b>791,240.00</b>    |
| *These estimates are presented for planning purposes only and are subject to change as the project progresses.  |   |      |       |              |                      |
| **Any opinion of construction costs prepared by HDR is supplied for the general guidance of the Client only. Since HDR has no control over competitive bidding or market conditions, HDR cannot guarantee the accuracy of such opinions as compared to contract bids or actual costs to Client. |   |      |       |              |                      |

| CHEVY CHASE DRIVE   |   |         |       |              |                      |
|---|---|---------|-------|--------------|----------------------|
| LENGTH  |   | 1130 LF |       |              |                      |
| WIDTH   |   | 28'     |       |              |                      |
| Reconstruction of Chevy Chase Drive   |   |         |       |              |                      |
| ITEM NO.  | ITEM DESCRIPTION  | UNIT    | QUAN. | UNIT PRICE   | TOTAL AMOUNT         |
| <b>GENERAL ITEMS</b>  |   |         |       |              |                      |
| 1   | Traffic Control and Regulation, including signs, barrels, barricades, and flagmen   | L.S.    | 1     | \$ 50,000.00 | \$ 50,000.00         |
| 2   | Temporary Sediment Control including inlet protection barrier, Stage I and II inlets and existing inlets, including filter fabric fence, gravel bags, repair and replacement, maintenance and removal of sediments, complete in place the sum of: | L.S.    | 1     | \$ 20,000.00 | \$ 20,000.00         |
| 3   | LED street lights on intersections, complete in place the sum of:   | E.A.    | 2     | \$ 18,000.00 | \$ 36,000.00         |
| <b>SUB-TOTAL GENERAL ITEMS:</b>   |   |         |       |              | <b>\$ 106,000.00</b> |
| <b>PAVING ITEMS</b>   |   |         |       |              |                      |
| 4   | 8" thick reinforced concrete pavement, including reinforcement, joints and grading, complete in place the sum of:   | S.Y.    | 3740  | \$ 70.00     | \$ 261,800.00        |
| 5   | 6" lime stabilized subgrade, including grading, mixing, compacting and curing, complete in place the sum of:  | S.Y.    | 4020  | \$ 11.00     | \$ 44,220.00         |
| 6   | Lime for lime stabilized subgrade (8% minimum by dry weight), complete in place the sum of:   | TON     | 87    | \$ 210.00    | \$ 18,270.00         |
| 7   | 12" concrete laydown curb, including reinforcement and joints, complete in place the sum of:  | L.F.    | 1640  | \$ 7.50      | \$ 12,300.00         |
| 8   | 6" concrete driveway, including blockout, reinforcement and joints, complete in place the sum of:   | S.Y.    | 1110  | \$ 85.00     | \$ 94,350.00         |
| 9   | Concrete pavement header or doweled connection to existing pavement header, per detail, complete in place the sum of:   | L.F.    | 60    | \$ 25.00     | \$ 1,500.00          |
| 10  | Existing concrete pavement removal, complete in place the sum of:   | S.Y.    | 3740  | \$ 10.50     | \$ 39,270.00         |
| <b>SUB-TOTAL PAVING ITEMS:</b>  |   |         |       |              | <b>\$ 471,710.00</b> |
| <b>WATER ITEMS</b>  |   |         |       |              |                      |
| 11  | Furnish and install 8-inch PVC C-900 DR18 C. 35 water line, all fittings, by open-cut construction as shown on plans, complete in place, the sum of:  | LF      | 1190  | \$ 60.00     | \$ 71,400.00         |
| 12  | Service Connections   | EA      | 36    | \$ 1,200.00  | \$ 43,200.00         |
| 13  | Furnish and install 8-inch gate valve and box, complete in place, the sum of:   | EA      | 2     | \$ 1,500.00  | \$ 3,000.00          |
| <b>SUB-TOTAL WATER ITEMS:</b>   |   |         |       |              | <b>\$ 117,600.00</b> |
| <b>TOTAL ESTIMATED PROBABLE COST OF CONSTRUCTION:</b>   |   |         |       |              | <b>\$ 695,310.00</b> |
| <b>TOTAL with 30% Contingency:</b>  |   |         |       |              | <b>\$ 903,910.00</b> |
| *These estimates are presented for planning purposes only and are subject to change as the project progresses.  |   |         |       |              |                      |
| **Any opinion of construction costs prepared by HDR is supplied for the general guidance of the Client only. Since HDR has no control over competitive bidding or market conditions, HDR cannot guarantee the accuracy of such opinions as compared to contract bids or actual costs to Client. |   |         |       |              |                      |

| SAN FELIPE STREET   |   |         |       |              |                      |
|---|---|---------|-------|--------------|----------------------|
| LENGTH  |   | 1123 LF |       |              |                      |
| WIDTH   |   | 28'     |       |              |                      |
| Reconstruction of San Felipe Street   |   |         |       |              |                      |
| ITEM NO.  | ITEM DESCRIPTION  | UNIT    | QUAN. | UNIT PRICE   | TOTAL AMOUNT         |
| <b>GENERAL ITEMS</b>  |   |         |       |              |                      |
| 1   | Traffic Control and Regulation, including signs, barrels, barricades, and flagmen   | L.S.    | 1     | \$ 40,000.00 | \$ 40,000.00         |
| 2   | Temporary Sediment Control including inlet protection barrier, Stage I and II inlets and existing inlets, including filter fabric fence, gravel bags, repair and replacement, maintenance and removal of sediments, complete in place the sum of: | L.S.    | 1     | \$ 20,000.00 | \$ 20,000.00         |
| 3   | LED street lights on intersections, complete in place the sum of:   | E.A.    | 4     | \$ 18,000.00 | \$ 72,000.00         |
| <b>SUB-TOTAL GENERAL ITEMS:</b>   |   |         |       |              | <b>\$ 132,000.00</b> |
| <b>PAVING ITEMS</b>   |   |         |       |              |                      |
| 4   | 8" thick reinforced concrete pavement, including reinforcement, joints and grading, complete in place the sum of:   | S.Y.    | 3710  | \$ 70.00     | \$ 259,700.00        |
| 5   | 6" lime stabilized subgrade, including grading, mixing, compacting and curing, complete in place the sum of:  | S.Y.    | 4000  | \$ 11.00     | \$ 44,000.00         |
| 6   | Lime for lime stabilized subgrade (8% minimum by dry weight), complete in place the sum of:   | TON     | 87    | \$ 210.00    | \$ 18,270.00         |
| 7   | 12" concrete laydown curb, including reinforcement and joints, complete in place the sum of:  | L.F.    | 1660  | \$ 7.50      | \$ 12,450.00         |
| 8   | 6" concrete driveway, including blockout, reinforcement and joints, complete in place the sum of:   | S.Y.    | 1080  | \$ 85.00     | \$ 91,800.00         |
| 9   | Concrete pavement header or doweled connection to existing pavement header, per detail, complete in place the sum of:   | L.F.    | 60    | \$ 25.00     | \$ 1,500.00          |
| 10  | Existing concrete pavement removal, complete in place the sum of:   | S.Y.    | 3710  | \$ 10.50     | \$ 38,955.00         |
| <b>SUB-TOTAL PAVING ITEMS:</b>  |   |         |       |              | <b>\$ 466,675.00</b> |
| <b>TOTAL ESTIMATED PROBABLE COST OF CONSTRUCTION:</b>   |   |         |       |              | <b>\$ 598,675.00</b> |
| <b>TOTAL with 30% Contingency:</b>  |   |         |       |              | <b>\$ 778,280.00</b> |
| *These estimates are presented for planning purposes only and are subject to change as the project progresses.  |   |         |       |              |                      |
| **Any opinion of construction costs prepared by HDR is supplied for the general guidance of the Client only. Since HDR has no control over competitive bidding or market conditions, HDR cannot guarantee the accuracy of such opinions as compared to contract bids or actual costs to Client. |   |         |       |              |                      |

| CITY OF ANGLETON                     |           |           |           |           |     |            |
|--------------------------------------|-----------|-----------|-----------|-----------|-----|------------|
| FISCAL BUDGET YEAR                   |           |           |           |           |     |            |
| OCT. 1, 2021 TO SEPT. 30, 2022       |           |           |           |           |     |            |
| INFRASTRUCTURE FUND 128              |           |           |           |           |     |            |
| <u>REVENUE</u>                       |           |           |           |           |     |            |
| UTILITIES INCOME                     | \$314,465 | \$324,700 | \$318,471 | \$325,000 | 0%  | \$300      |
| TRANSFERS                            | \$0       | \$250,064 | \$0       | \$239,549 | -4% | (\$10,515) |
| <b>TOTAL REVENUE</b>                 | \$314,465 | \$574,764 | \$318,471 | \$564,549 | -2% | (\$10,215) |
| <u>EXPENDITURES</u>                  |           |           |           |           |     |            |
| TOTAL SERVICES                       | \$0       | \$0       | \$0       | \$0       |     | \$0        |
| MISCELLANEOUS                        | \$0       | \$269,701 | \$10,140  | \$259,561 | -4% | (\$10,140) |
| OTHER                                | \$245,731 | \$305,063 | \$305,063 | \$304,988 | 0%  | (\$75)     |
| <b>TOTAL DEPARTMENT</b>              | \$245,731 | \$574,764 | \$315,203 | \$564,549 | -2% | (\$10,215) |
| REVENUE OVER/(UNDER)<br>EXPENDITURES | \$68,734  | \$0       | \$3,268   | \$0       |     |            |



|                                |        |                          |           |                |           |                  |
|--------------------------------|--------|--------------------------|-----------|----------------|-----------|------------------|
| CITY OF ANGLETON               |        |                          |           |                |           |                  |
| FISCAL BUDGET YEAR             |        |                          |           |                |           |                  |
| OCT. 1, 2021 TO SEPT. 30, 2022 |        |                          |           |                |           |                  |
| INFRASTRUCTURE                 |        |                          |           |                |           |                  |
|                                | 128    |                          |           |                |           |                  |
| EXPENDITURES                   |        |                          |           |                |           |                  |
|                                | 570    |                          |           |                |           |                  |
| MISCELLANEOUS                  |        |                          |           |                |           |                  |
| DEPARTMENT                     | ACCT   | ACCT DESC.               | LAST YEAR | CURRENT BUDGET | PROJECTED | REQUESTED BUDGET |
| 570                            | 515    | SCADA SYSTEM WWTP        |           | \$269,701      | \$10,140  | \$259,561        |
| TOTAL MISCELLANEOUS            |        |                          | \$0       | \$269,701      | \$10,140  | \$259,561        |
|                                |        |                          | % CHANGE  |                |           |                  |
| OTHER                          |        |                          |           |                |           |                  |
| DEPARTMENT                     | ACCT   | ACCT DESC.               | LAST YEAR | CURRENT BUDGET | PROJECTED | REQUESTED BUDGET |
| 570                            | 725.01 | TRANSFER TO DEBT SERVICE | \$245,731 | \$305,063      | \$305,063 | \$304,988        |
| TOTAL OTHER                    |        |                          | \$245,731 | \$305,063      | \$305,063 | \$304,988        |
| TOTAL DEPARTMENT 570           |        |                          |           |                |           |                  |
|                                |        |                          | \$245,731 | \$574,764      | \$315,203 | \$564,549        |
|                                |        |                          | % CHANGE  | 134%           | -45%      |                  |

| CITY OF ANGLETON                  |                    |                    |                        |                    |          |                      |
|-----------------------------------|--------------------|--------------------|------------------------|--------------------|----------|----------------------|
| FISCAL BUDGET YEAR                |                    |                    |                        |                    |          |                      |
| OCT. 1, 2021 TO SEPT. 30, 2022    |                    |                    |                        |                    |          |                      |
| 2019 BOND FUND                    |                    |                    |                        |                    |          |                      |
| 129                               |                    |                    |                        |                    |          |                      |
|                                   | LAST YEAR          | CURRENT BUDGET     | CURRENT YEAR PROJECTED | REQUESTED BUDGET   | COMMENTS | \$ CHG BUDG          |
| <u>REVENUE</u>                    |                    |                    |                        |                    |          |                      |
| BOND PROCEEDS                     | \$9,660,000        | \$0                | \$0                    | \$0                |          | \$0                  |
| FUND BALANCE                      | \$0                | \$8,028,252        | \$4,529,581            | \$1,533,379        |          | (\$6,494,873)        |
| MISCELLANEOUS                     | \$67,798           | \$0                | \$4,950                | \$2,500            | INTEREST | \$2,500              |
| <b>TOTAL REVENUE</b>              | <b>\$9,727,798</b> | <b>\$8,028,252</b> | <b>\$4,534,531</b>     | <b>\$1,535,879</b> |          | <b>(\$6,492,373)</b> |
| <u>EXPENDITURES</u>               |                    |                    |                        |                    |          |                      |
| TOTAL SERVICES                    | \$34,342           | \$0                | \$0                    | \$0                |          | \$0                  |
| MISCELLANEOUS                     | \$2,200,086        | \$7,816,448        | \$4,440,840            | \$1,417,765        |          | (\$6,398,683)        |
| OTHER                             | \$35,899           | \$211,804          | \$93,690               | \$118,114          |          | (\$93,690)           |
| <b>TOTAL DEPARTMENT</b>           | <b>\$2,270,327</b> | <b>\$8,028,252</b> | <b>\$4,534,530</b>     | <b>\$1,535,880</b> |          | <b>(\$6,492,372)</b> |
| REVENUE OVER/(UNDER) EXPENDITURES | \$7,457,471        | \$0                | \$0                    | (\$0)              |          |                      |

|                                |      |                            |             |                |             |                  |
|--------------------------------|------|----------------------------|-------------|----------------|-------------|------------------|
| CITY OF ANGLETON               |      |                            |             |                |             |                  |
| FISCAL BUDGET YEAR             |      |                            |             |                |             |                  |
| OCT. 1, 2021 TO SEPT. 30, 2022 |      |                            |             |                |             |                  |
| 2019 BOND FUND                 |      |                            |             |                |             |                  |
|                                | 129  |                            |             |                |             |                  |
| REVENUE                        | 300  |                            |             |                |             |                  |
| UTILITIES INCOME               |      |                            |             |                |             |                  |
| DEPARTMENT                     | ACCT | ACCT DESC.                 | LAST YEAR   | CURRENT BUDGET | PROJECTED   | REQUESTED BUDGET |
| 300                            | 300  | BOND REVENUE               | \$9,660,000 | \$0            |             |                  |
| TOTAL UTILITIES INCOME         |      |                            |             |                |             |                  |
|                                |      |                            | \$9,660,000 | \$0            | \$0         | \$0              |
| PARKS AND RECREATION           |      |                            |             |                |             |                  |
| DEPARTMENT                     | ACCT | ACCT DESC.                 | LAST YEAR   | CURRENT BUDGET | PROJECTED   | REQUESTED BUDGET |
| 300                            | 700  | TRANSFER FROM FUND BALANCE | \$0         | \$8,028,252    | \$4,529,581 | \$1,533,379      |
| TOTAL PARKS AND RECREATION     |      |                            |             |                |             |                  |
|                                |      |                            | \$0         | \$8,028,252    | \$4,529,581 | \$1,533,379      |
| MISCELLANEOUS                  |      |                            |             |                |             |                  |
| DEPARTMENT                     | ACCT | ACCT DESC.                 | LAST YEAR   | CURRENT BUDGET | PROJECTED   | REQUESTED BUDGET |
| 300                            | 800  | INTEREST INCOME            | \$67,798    | \$0            | \$4,950     | \$2,500          |
| TOTAL MISCELLANEOUS            |      |                            |             |                |             |                  |
|                                |      |                            | \$67,798    | \$0            | \$4,950     | \$2,500          |
| TOTAL REVENUE                  |      |                            |             |                |             |                  |
|                                | 300  |                            | \$9,727,798 | \$8,028,252    | \$4,534,531 | \$1,535,879      |



| CITY OF ANGLETON               |                |                        |                  |                      |                  |  |
|--------------------------------|----------------|------------------------|------------------|----------------------|------------------|--|
| FISCAL BUDGET YEAR             |                |                        |                  |                      |                  |  |
| OCT. 1, 2021 TO SEPT. 30, 2022 |                |                        |                  |                      |                  |  |
| 2020 BOND LAKESIDE PARK 130    |                |                        |                  |                      |                  |  |
| <u>REVENUE</u>                 |                |                        |                  |                      |                  |  |
| LAST YEAR                      | CURRENT BUDGET | CURRENT YEAR PROJECTED | REQUESTED BUDGET | COMMENTS             | \$ CHANGE BUDGET |  |
| \$0                            | \$3,002,556    | \$3,000,000            | \$0              |                      | (\$3,002,556)    |  |
| \$0                            | \$0            | \$0                    | \$3,150,000      | BOND PLUS TWPD GRANT | \$3,150,000      |  |
| \$0                            | \$1,500        | \$841                  | \$0              | INTEREST             | (\$1,500)        |  |
|                                |                |                        |                  |                      |                  |  |
| \$0                            | \$3,004,056    | \$3,000,841            | \$3,150,000      |                      | \$145,944        |  |
|                                |                |                        |                  |                      |                  |  |
|                                |                |                        |                  |                      |                  |  |
| <u>EXPENDITURES</u>            |                |                        |                  |                      |                  |  |
| LAST YEAR                      | CURRENT BUDGET | CURRENT YEAR PROJECTED | REQUESTED BUDGET | COMMENTS             | \$ CHANGE BUDGET |  |
| \$0                            | \$0            | \$0                    | \$0              |                      | \$0              |  |
| \$0                            | \$3,004,056    | \$0                    | \$3,150,000      |                      | \$145,944        |  |
| \$0                            | \$0            | \$0                    | \$0              |                      | \$0              |  |
|                                |                |                        |                  |                      |                  |  |
| \$0                            | \$3,004,056    | \$0                    | \$3,150,000      |                      | \$145,944        |  |
|                                |                |                        |                  |                      |                  |  |
|                                |                |                        |                  |                      |                  |  |
| \$0                            | \$0            | \$3,000,841            | \$0              |                      | \$0              |  |
|                                |                |                        |                  |                      |                  |  |
|                                |                |                        |                  |                      |                  |  |
| \$0                            | \$0            | \$3,000,841            | \$0              |                      | \$0              |  |
|                                |                |                        |                  |                      |                  |  |
|                                |                |                        |                  |                      |                  |  |
|                                |                |                        |                  |                      |                  |  |
| \$0                            | \$0            | \$3,000,841            | \$0              |                      | \$0              |  |
|                                |                |                        |                  |                      |                  |  |
|                                |                |                        |                  |                      |                  |  |
|                                |                |                        |                  |                      |                  |  |
| \$0                            | \$0            | \$3,000,841            | \$0              |                      | \$0              |  |
|                                |                |                        |                  |                      |                  |  |
|                                |                |                        |                  |                      |                  |  |
| \$0                            | \$0            | \$3,000,841            | \$0              |                      | \$0              |  |
|                                |                |                        |                  |                      |                  |  |
|                                |                |                        |                  |                      |                  |  |
| \$0                            | \$0            | \$3,000,841            | \$0              |                      | \$0              |  |
|                                |                |                        |                  |                      |                  |  |
|                                |                |                        |                  |                      |                  |  |
| \$0                            | \$0            | \$3,000,841            | \$0              |                      | \$0              |  |
|                                |                |                        |                  |                      |                  |  |
|                                |                |                        |                  |                      |                  |  |
| \$0                            | \$0            | \$3,000,841            | \$0              |                      | \$0              |  |
|                                |                |                        |                  |                      |                  |  |
|                                |                |                        |                  |                      |                  |  |
| \$0                            | \$0            | \$3,000,841            | \$0              |                      | \$0              |  |
|                                |                |                        |                  |                      |                  |  |
|                                |                |                        |                  |                      |                  |  |
| \$0                            | \$0            | \$3,000,841            | \$0              |                      | \$0              |  |
|                                |                |                        |                  |                      |                  |  |
|                                |                |                        |                  |                      |                  |  |
| \$0                            | \$0            | \$3,000,841            | \$0              |                      | \$0              |  |
|                                |                |                        |                  |                      |                  |  |
|                                |                |                        |                  |                      |                  |  |
| \$0                            | \$0            | \$3,000,841            | \$0              |                      | \$0              |  |
|                                |                |                        |                  |                      |                  |  |
|                                |                |                        |                  |                      |                  |  |
| \$0                            | \$0            | \$3,000,841            | \$0              |                      | \$0              |  |
|                                |                |                        |                  |                      |                  |  |
|                                |                |                        |                  |                      |                  |  |
| \$0                            | \$0            | \$3,000,841            | \$0              |                      | \$0              |  |
|                                |                |                        |                  |                      |                  |  |
|                                |                |                        |                  |                      |                  |  |
| \$0                            | \$0            | \$3,000,841            | \$0              |                      | \$0              |  |
|                                |                |                        |                  |                      |                  |  |
|                                |                |                        |                  |                      |                  |  |
| \$0                            | \$0            | \$3,000,841            | \$0              |                      | \$0              |  |
|                                |                |                        |                  |                      |                  |  |
|                                |                |                        |                  |                      |                  |  |
| \$0                            | \$0            | \$3,000,841            | \$0              |                      | \$0              |  |
|                                |                |                        |                  |                      |                  |  |
|                                |                |                        |                  |                      |                  |  |
| \$0                            | \$0            | \$3,000,841            | \$0              |                      | \$0              |  |
|                                |                |                        |                  |                      |                  |  |
|                                |                |                        |                  |                      |                  |  |
| \$0                            | \$0            | \$3,000,841            | \$0              |                      | \$0              |  |
|                                |                |                        |                  |                      |                  |  |
|                                |                |                        |                  |                      |                  |  |
| \$0                            | \$0            | \$3,000,841            | \$0              |                      | \$0              |  |
|                                |                |                        |                  |                      |                  |  |
|                                |                |                        |                  |                      |                  |  |
| \$0                            | \$0            | \$3,000,841            | \$0              |                      | \$0              |  |
|                                |                |                        |                  |                      |                  |  |
|                                |                |                        |                  |                      |                  |  |
| \$0                            | \$0            | \$3,000,841            | \$0              |                      | \$0              |  |
|                                |                |                        |                  |                      |                  |  |
|                                |                |                        |                  |                      |                  |  |
| \$0                            | \$0            | \$3,000,841            | \$0              |                      | \$0              |  |
|                                |                |                        |                  |                      |                  |  |
|                                |                |                        |                  |                      |                  |  |
| \$0                            | \$0            | \$3,000,841            | \$0              |                      | \$0              |  |
|                                |                |                        |                  |                      |                  |  |
|                                |                |                        |                  |                      |                  |  |
| \$0                            | \$0            | \$3,000,841            | \$0              |                      | \$0              |  |
|                                |                |                        |                  |                      |                  |  |
|                                |                |                        |                  |                      |                  |  |
| \$0                            | \$0            | \$3,000,841            | \$0              |                      | \$0              |  |
|                                |                |                        |                  |                      |                  |  |
|                                |                |                        |                  |                      |                  |  |
| \$0                            | \$0            | \$3,000,841            | \$0              |                      | \$0              |  |
|                                |                |                        |                  |                      |                  |  |
|                                |                |                        |                  |                      |                  |  |
| \$0                            | \$0            | \$3,000,841            | \$0              |                      | \$0              |  |
|                                |                |                        |                  |                      |                  |  |
|                                |                |                        |                  |                      |                  |  |
| \$0                            | \$0            | \$3,000,841            | \$0              |                      | \$0              |  |
|                                |                |                        |                  |                      |                  |  |
|                                |                |                        |                  |                      |                  |  |
| \$0                            | \$0            | \$3,000,841            | \$0              |                      | \$0              |  |
|                                |                |                        |                  |                      |                  |  |
|                                |                |                        |                  |                      |                  |  |
| \$0                            | \$0            | \$3,000,841            | \$0              |                      | \$0              |  |
|                                |                |                        |                  |                      |                  |  |
|                                |                |                        |                  |                      |                  |  |
| \$0                            | \$0            | \$3,000,841            | \$0              |                      | \$0              |  |
|                                |                |                        |                  |                      |                  |  |
|                                |                |                        |                  |                      |                  |  |
| \$0                            | \$0            | \$3,000,841            | \$0              |                      | \$0              |  |
|                                |                |                        |                  |                      |                  |  |
|                                |                |                        |                  |                      |                  |  |
| \$0                            | \$0            | \$3,000,841            | \$0              |                      | \$0              |  |
|                                |                |                        |                  |                      |                  |  |
|                                |                |                        |                  |                      |                  |  |
| \$0                            | \$0            | \$3,000,841            | \$0              |                      | \$0              |  |
|                                |                |                        |                  |                      |                  |  |
|                                |                |                        |                  |                      |                  |  |
| \$0                            | \$0            | \$3,000,841            | \$0              |                      | \$0              |  |
|                                |                |                        |                  |                      |                  |  |
|                                |                |                        |                  |                      |                  |  |
| \$0                            | \$0            | \$3,000,841            | \$0              |                      | \$0              |  |
|                                |                |                        |                  |                      |                  |  |
|                                |                |                        |                  |                      |                  |  |
| \$0                            | \$0            | \$3,000,841            | \$0              |                      | \$0              |  |
|                                |                |                        |                  |                      |                  |  |
|                                |                |                        |                  |                      |                  |  |
| \$0                            | \$0            | \$3,000,841            | \$0              |                      | \$0              |  |
|                                |                |                        |                  |                      |                  |  |
|                                |                |                        |                  |                      |                  |  |
| \$0                            | \$0            | \$3,000,841            | \$0              |                      | \$0              |  |
|                                |                |                        |                  |                      |                  |  |
|                                |                |                        |                  |                      |                  |  |
| \$0                            | \$0            | \$3,000,841            | \$0              |                      | \$0              |  |
|                                |                |                        |                  |                      |                  |  |
|                                |                |                        |                  |                      |                  |  |
| \$0                            | \$0            | \$3,000,841            | \$0              |                      | \$0              |  |
|                                |                |                        |                  |                      |                  |  |
|                                |                |                        |                  |                      |                  |  |
| \$0                            | \$0            | \$3,000,841            | \$0              |                      | \$0              |  |
|                                |                |                        |                  |                      |                  |  |
|                                |                |                        |                  |                      |                  |  |
| \$0                            | \$0            | \$3,000,841            | \$0              |                      | \$0              |  |
|                                |                |                        |                  |                      |                  |  |
|                                |                |                        |                  |                      |                  |  |
| \$0                            | \$0            | \$3,000,841            | \$0              |                      | \$0              |  |
|                                |                |                        |                  |                      |                  |  |
|                                |                |                        |                  |                      |                  |  |
| \$0                            | \$0            | \$3,000,841            | \$0              |                      | \$0              |  |
|                                |                |                        |                  |                      |                  |  |
|                                |                |                        |                  |                      |                  |  |
| \$0                            | \$0            | \$3,000,841            | \$0              |                      | \$0              |  |
|                                |                |                        |                  |                      |                  |  |
|                                |                |                        |                  |                      |                  |  |
| \$0                            | \$0            | \$3,000,841            | \$0              |                      | \$0              |  |
|                                |                |                        |                  |                      |                  |  |
|                                |                |                        |                  |                      |                  |  |
| \$0                            | \$0            | \$3,000,841            | \$0              |                      | \$0              |  |
|                                |                |                        |                  |                      |                  |  |
|                                |                |                        |                  |                      |                  |  |
| \$0                            | \$0            | \$3,000,841            | \$0              |                      | \$0              |  |
|                                |                |                        |                  |                      |                  |  |
|                                |                |                        |                  |                      |                  |  |
| \$0                            | \$0            | \$3,000,841            | \$0              |                      | \$0              |  |
|                                |                |                        |                  |                      |                  |  |
|                                |                |                        |                  |                      |                  |  |
| \$0                            | \$0            | \$3,000,841            | \$0              |                      | \$0              |  |
|                                |                |                        |                  |                      |                  |  |
|                                |                |                        |                  |                      |                  |  |
| \$0                            | \$0            | \$3,000,841            | \$0              |                      | \$0              |  |
|                                |                |                        |                  |                      |                  |  |
|                                |                |                        |                  |                      |                  |  |
| \$0                            | \$0            | \$3,000,841            | \$0              |                      | \$0              |  |
|                                |                |                        |                  |                      |                  |  |
|                                |                |                        |                  |                      |                  |  |
| \$0                            | \$0            | \$3,000,841            | \$0              |                      | \$0              |  |
|                                |                |                        |                  |                      |                  |  |
|                                |                |                        |                  |                      |                  |  |
| \$0                            | \$0            | \$3,000,841            | \$0              |                      | \$0              |  |
|                                |                |                        |                  |                      |                  |  |
|                                |                |                        |                  |                      |                  |  |
| \$0                            | \$0            | \$3,000,841            | \$0              |                      | \$0              |  |
|                                |                |                        |                  |                      |                  |  |
|                                |                |                        |                  |                      |                  |  |
| \$0                            | \$0            | \$3,000,841            | \$0              |                      | \$0              |  |
|                                |                |                        |                  |                      |                  |  |
|                                |                |                        |                  |                      |                  |  |
| \$0                            | \$0            | \$3,000,841            | \$0              |                      | \$0              |  |
|                                |                |                        |                  |                      |                  |  |
|                                |                |                        |                  |                      |                  |  |
| \$0                            | \$0            | \$3,000,841            | \$0              |                      | \$0              |  |
|                                |                |                        |                  |                      |                  |  |
|                                |                |                        |                  |                      |                  |  |
| \$0                            | \$0            | \$3,000,841            | \$0              |                      | \$0              |  |
|                                |                |                        |                  |                      |                  |  |
|                                |                |                        |                  |                      |                  |  |
| \$0                            | \$0            | \$3,000,841            | \$0              |                      | \$0              |  |
|                                |                |                        |                  |                      |                  |  |
|                                |                |                        |                  |                      |                  |  |
| \$0                            | \$0            | \$3,000,841            | \$0              |                      | \$0              |  |
|                                |                |                        |                  |                      |                  |  |
|                                |                |                        |                  |                      |                  |  |
| \$0                            | \$0            | \$3,000,841            | \$0              |                      | \$0              |  |
|                                |                |                        |                  |                      |                  |  |
|                                |                |                        |                  |                      |                  |  |
| \$0                            | \$0            | \$3,000,841            | \$0              |                      | \$0              |  |
|                                |                |                        |                  |                      |                  |  |
|                                |                |                        |                  |                      |                  |  |
| \$0                            | \$0            | \$3,000,841            | \$0              |                      | \$0              |  |
|                                |                |                        |                  |                      |                  |  |
|                                |                |                        |                  |                      |                  |  |
| \$0                            | \$0            | \$3,000,841            | \$0              |                      | \$0              |  |
|                                |                |                        |                  |                      |                  |  |
|                                |                |                        |                  |                      |                  |  |
| \$0                            | \$0            | \$3,000,841            | \$0              |                      | \$0              |  |
|                                |                |                        |                  |                      |                  |  |
|                                |                |                        |                  |                      |                  |  |
| \$0                            | \$0            | \$3,000,841            | \$0              |                      | \$0              |  |
|                                |                |                        |                  |                      |                  |  |
|                                |                |                        |                  |                      |                  |  |
| \$0                            | \$0            | \$3,000,841            | \$0              |                      | \$0              |  |
|                                |                |                        |                  |                      |                  |  |
|                                |                |                        |                  |                      |                  |  |
| \$0                            | \$0            | \$3,000,841            | \$0              |                      | \$0              |  |
|                                |                |                        |                  |                      |                  |  |
|                                |                |                        |                  |                      |                  |  |
| \$0                            | \$0            | \$3,000,841            | \$0              |                      | \$0              |  |
|                                |                |                        |                  |                      |                  |  |
|                                |                |                        |                  |                      |                  |  |
| \$0                            | \$0            | \$3,000,841            | \$0              |                      | \$0              |  |
|                                |                |                        |                  |                      |                  |  |
|                                |                |                        |                  |                      |                  |  |
| \$0                            | \$0            | \$3,000,841            | \$0              |                      | \$0              |  |
|                                |                |                        |                  |                      |                  |  |
|                                |                |                        |                  |                      |                  |  |
| \$0                            | \$0            | \$3,000,841            | \$0              |                      | \$0              |  |
|                                |                |                        |                  |                      |                  |  |
|                                |                |                        |                  |                      |                  |  |
| \$0                            | \$0            | \$3,000,841            | \$0              |                      | \$0              |  |
|                                |                |                        |                  |                      |                  |  |
|                                |                |                        |                  |                      |                  |  |
| \$0                            | \$0            | \$3,000,841            | \$0              |                      | \$0              |  |
|                                |                |                        |                  |                      |                  |  |
|                                |                |                        |                  |                      |                  |  |
| \$0                            | \$0            | \$3,000,841            | \$0              |                      | \$0              |  |

| CITY OF ANGLETON               |      |                            |           |                |             |                  |
|--------------------------------|------|----------------------------|-----------|----------------|-------------|------------------|
| FISCAL BUDGET YEAR             |      |                            |           |                |             |                  |
| OCT. 1, 2021 TO SEPT. 30, 2022 |      |                            |           |                |             |                  |
| 2020 BOND LAKESIDE PARK        |      |                            |           |                |             |                  |
| REVENUE                        |      |                            |           |                |             |                  |
| 130                            |      |                            |           |                |             |                  |
| 300                            |      |                            |           |                |             |                  |
| UTILITIES INCOME               |      |                            |           |                |             |                  |
| DEPARTMENT                     | ACCT | ACCT DESC.                 | LAST YEAR | CURRENT BUDGET | PROJECTED   | REQUESTED BUDGET |
| 300                            | 300  | BOND REVENUE               | \$0       | \$3,000,000    | \$3,000,000 |                  |
| 300                            | 301  | BOND REVENUE DEBT SERVICE  | \$0       | \$2,556        |             |                  |
| TOTAL UTILITIES INCOME         |      |                            | \$0       | \$3,002,556    | \$3,000,000 | \$0              |
| PARKS AND RECREATION           |      |                            |           |                |             |                  |
| DEPARTMENT                     | ACCT | ACCT DESC.                 | LAST YEAR | CURRENT BUDGET | PROJECTED   | REQUESTED BUDGET |
| 300                            | 700  | TRANSFER FROM FUND BALANCE | \$0       | \$0            | \$0         | \$3,150,000      |
| TOTAL PARKS AND RECREATION     |      |                            | \$0       | \$0            | \$0         | \$3,150,000      |
| MISCELLANEOUS                  |      |                            |           |                |             |                  |
| DEPARTMENT                     | ACCT | ACCT DESC.                 | LAST YEAR | CURRENT BUDGET | PROJECTED   | REQUESTED BUDGET |
| 300                            | 800  | INTEREST INCOME            | \$0       | \$1,500        | \$841       | \$0              |
| TOTAL MISCELLANEOUS            |      |                            | \$0       | \$1,500        | \$841       | \$0              |
| TOTAL REVENUE                  |      |                            | \$0       | \$3,004,056    | \$3,000,841 | \$3,150,000      |

| CITY OF ANGLETON               |      |                    |           |                |           |                  |  |  |  |  |
|--------------------------------|------|--------------------|-----------|----------------|-----------|------------------|--|--|--|--|
| FISCAL BUDGET YEAR             |      |                    |           |                |           |                  |  |  |  |  |
| OCT. 1, 2021 TO SEPT. 30, 2022 |      | Link               |           |                |           |                  |  |  |  |  |
| 2020 BOND LAKESIDE PARK        |      | 130                |           |                |           |                  |  |  |  |  |
| EXPENDITURES                   |      | 506                |           |                |           |                  |  |  |  |  |
| MISCELLANEOUS                  |      |                    |           |                |           |                  |  |  |  |  |
| DEPARTMENT                     | ACCT | ACCT DESC.         | LAST YEAR | CURRENT BUDGET | PROJECTED | REQUESTED BUDGET |  |  |  |  |
| 506                            | 500  | PROFESSIONAL FEES  |           |                |           |                  |  |  |  |  |
| 506                            | 501  | ENGINEERING FEES   |           |                |           |                  |  |  |  |  |
| 506                            | 502  | CONSTRUCTION COSTS | \$0       | \$3,004,056    | \$0       | \$3,150,000      |  |  |  |  |
| <b>TOTAL MISCELLANEOUS</b>     |      |                    | \$0       | \$3,004,056    | \$0       | \$3,150,000      |  |  |  |  |
| <b>TOTAL DEPARTMENT</b>        | 506  |                    | \$0       | \$3,004,056    | \$0       | \$3,150,000      |  |  |  |  |



| CITY OF ANGLETON                  |      |                            |             |                |           |                  |
|-----------------------------------|------|----------------------------|-------------|----------------|-----------|------------------|
| FISCAL BUDGET YEAR                |      |                            |             |                |           |                  |
| OCT. 1, 2021 TO SEPT. 30, 2022    |      |                            |             |                |           |                  |
| 2019 BOND FUND - FIRE TRUCK       |      |                            |             |                |           |                  |
| REVENUE                           |      |                            |             |                |           |                  |
| UTILITIES INCOME                  |      |                            |             |                |           |                  |
| DEPARTMENT                        | ACCT | ACCT DESC.                 | LAST YEAR   | CURRENT BUDGET | PROJECTED | REQUESTED BUDGET |
| 300                               | 300  | BOND REVENUE               | \$1,200,000 | \$0            |           |                  |
| 300                               | 301  | BOND PREMIUM PROCEEDS      | \$50,297    | \$0            |           |                  |
| <b>TOTAL UTILITIES INCOME</b>     |      |                            | \$1,250,297 | \$0            | \$0       | \$0              |
| PARKS AND RECREATION              |      |                            |             |                |           |                  |
| DEPARTMENT                        | ACCT | ACCT DESC.                 | LAST YEAR   | CURRENT BUDGET | PROJECTED | REQUESTED BUDGET |
| 300                               | 700  | TRANSFER FROM FUND BALANCE | \$0         | \$973,163      | \$820,913 | \$152,250        |
| <b>TOTAL PARKS AND RECREATION</b> |      |                            | \$0         | \$973,163      | \$820,913 | \$152,250        |
| <b>TOTAL REVENUE</b>              |      |                            | \$1,250,297 | \$973,163      | \$820,913 | \$152,250        |



# City of Angleton - 2021/2022 Budget

## ABLC & Activity Center Fund Table of Contents

|   | Page(s) |
|---|---------|
| <u>Angleton Better Living Corporation (Fund 40)</u> | 1-7     |
| <u>Angleton Activity Center (Fund 60)</u>           | 8-13    |

The “Angleton Better Living Corporation” (ABLC) is a legally separate entity over which the Council has budget approval authority. This fund includes the ABLC and the Angleton Activity Center (Angleton Recreation Center). ABLC is funded by the ½ cent sales tax, and the funds are restricted to parks, recreation, and drainage projects. The ABLC subsidizes the operating expenses of the Recreation Center and Parks. In the past, the corporation funded the construction of the Angleton Recreation Center and the Freedom Park improvements.

| CITY OF ANGLETON                         |             |                |        |                        |                  |            |   |                  |  |
|--|-------------|----------------|--------|------------------------|------------------|------------|---|------------------|--|
| FISCAL BUDGET YEAR                       |             |                |        |                        |                  |            |   |                  |  |
| OCT. 1, 2021 TO SEPT. 30, 2022           |             |                |        |                        |                  |            |   |                  |  |
| ANGLETON BETTER LIVING CORPORATION 40    |             |                |        |                        |                  |            |   |                  |  |
|  | LAST YEAR   | CURRENT BUDGET | % CHG. | CURRENT YEAR PROJECTED | REQUESTED BUDGET | % CHG. BUD | COMMENTS  | \$ CHANGE BUDGET |  |
| <b>REVENUE</b>                           |             |                |        |                        |                  |            |   |                  |  |
| MISCELLANEOUS TRANSFERS                  | \$1,684,240 | \$1,746,321    | 4%     | \$1,768,816            | \$1,987,265      | 14%        | SALES TAX   | \$240,944        |  |
|  | \$0         | \$150,000      |        | \$150,000              | \$400,000        |            | FUND BALANCE  | \$250,000        |  |
| <b>TOTAL REVENUE</b>                     | \$1,684,240 | \$1,896,321    | 13%    | \$1,918,816            | \$2,387,265      | 24%        |   | \$490,944        |  |
|  | % CHANGE    | 13%            |        | 1%                     |                  |            |   |                  |  |
| <b>ABL C EXPENDITURES</b>                |             |                |        |                        |                  |            |   |                  |  |
| TOTAL SERVICES                           | \$3,165     | \$4,000        | 26%    | \$2,500                | \$3,650          | -9%        |   | (\$350)          |  |
| MISCELLANEOUS                            | \$10,288    | \$54,107       | 426%   | \$25,000               | \$50,000         | -8%        |   | (\$4,107)        |  |
| CAPITAL EXPENDITURES                     | \$277,277   | \$0            |        | \$0                    | \$617,741        |            | FREEDOM PARK MASTER PLAN DESIGN / OTHER PARK PROJECTS | \$617,741        |  |
| OTHER                                    | \$1,713,039 | \$1,838,214    | 7%     | \$1,830,942            | \$1,715,875      | -7%        | REDUCE ABL C TRANSFER                                 | (\$122,339)      |  |
| <b>TOTAL DEPARTMENT</b>                  | \$2,003,769 | \$1,896,321    | -5%    | \$1,858,442            | \$2,387,266      | 26%        |   | \$490,945        |  |
|  | % CHANGE    | -5%            |        | -2%                    | 28%              |            |   |                  |  |
| <b>REVENUE OVER/(UNDER) EXPENDITURES</b> | (\$319,529) | \$0            |        | \$60,374               | (\$0)            |            |   |                  |  |

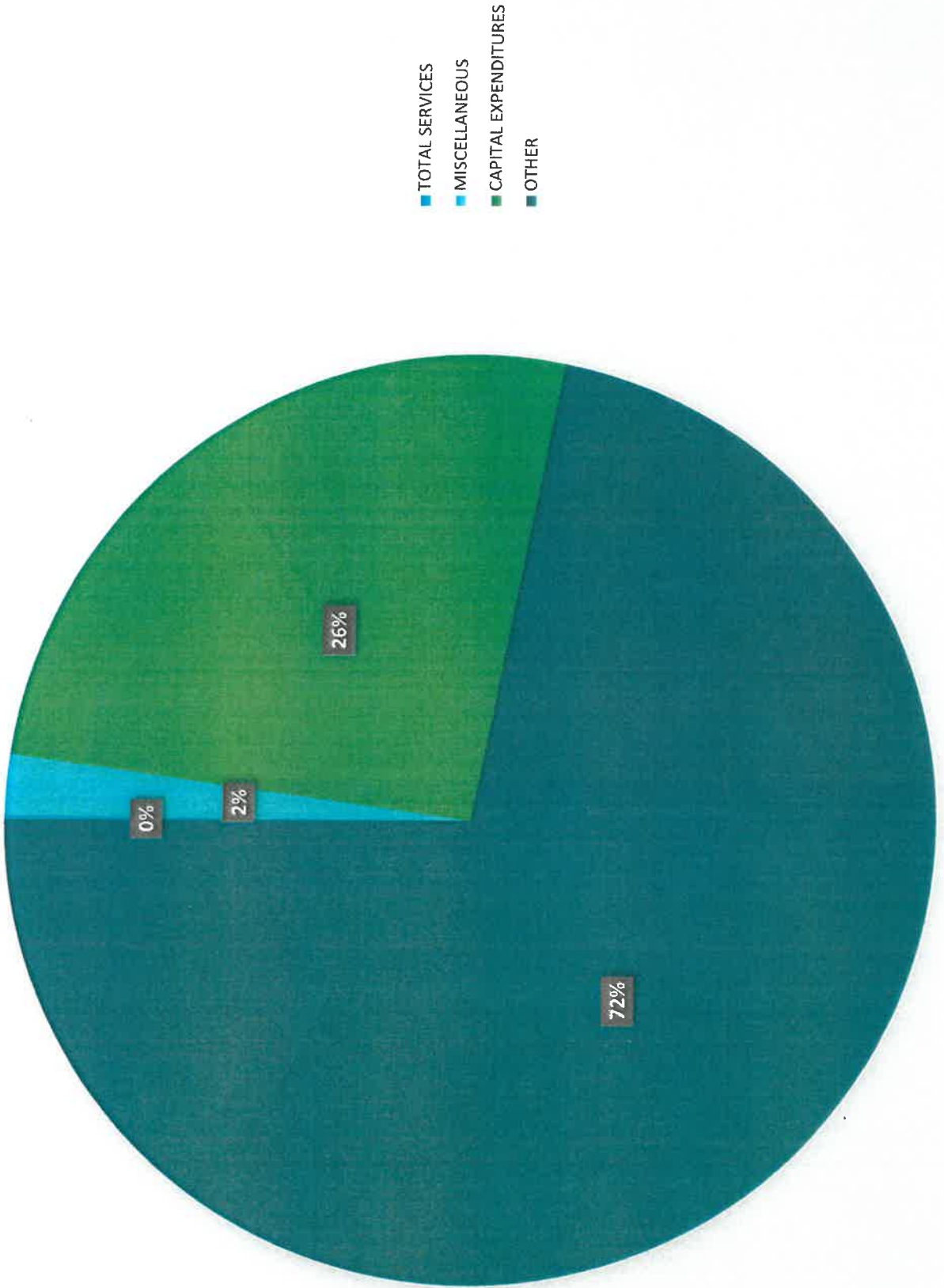


CITY OF ANGLETON  
 FISCAL BUDGET / YEAR  
 OCT. 1, 2021 TO SEPT. 30, 2022  
 ANGLETON BETTER LIVING CORPORATION  
 REVENUE


| DEPARTMENT                 | ACCT | ACCT DESC.     | LAST YEAR   | CURRENT BUDGET | PROJECTED   | REQUESTED BUDGET | % CHG. | COMMENTS   |
|----------------------------|------|----------------|-------------|----------------|-------------|------------------|--------|--|
| 300                        | 800  | INTEREST       | \$3,781     | \$3,900        | \$4,334     | \$4,500          | 4%     | Based on last three year's actuals and law change. |
| 300                        | 801  | ABLC SALES TAX | \$1,680,459 | \$1,742,421    | \$1,764,482 | \$1,982,765      | 12%    |  |
| 300                        | 899  | MISCELLANEOUS  | \$0         | \$0            | \$0         | \$0              |        |  |
| <b>TOTAL MISCELLANEOUS</b> |      |                | \$1,684,240 | \$1,746,321    | \$1,768,816 | \$1,987,265      | 12%    |  |

| DEPARTMENT             | ACCT | ACCT DESC.                 | LAST YEAR   | CURRENT BUDGET | PROJECTED   | REQUESTED BUDGET | % CHG. | COMMENTS                 |
|------------------------|------|----------------------------|-------------|----------------|-------------|------------------|--------|--------------------------|
| <b>TRANSFERS</b>       |      |                            |             |                |             |                  |        |                          |
| 300                    | 900  | TRANSFER FROM FUND BALANCE | \$0         | \$150,000      | \$150,000   | \$400,000        | 167%   | Freedom Park Master Plan |
| 300                    | 921  | 2018 DEBT ISSUE            | \$0         | \$0            | \$0         | \$0              |        |                          |
| <b>TOTAL TRANSFERS</b> |      |                            | \$0         | \$150,000      | \$150,000   | \$400,000        | 167%   |                          |
| <b>TOTAL REVENUE</b>   |      | 300                        | \$1,684,240 | \$1,896,321    | \$1,918,816 | \$2,387,265      | 24%    |                          |
|                        |      |                            | % CHANGE    | 13%            | 1%          | 24%              |        |                          |

# ABLC REQUESTED BUDGET EXPENDITURES



# ABL C CURRENT YEAR EXPENDITURE PROJECTIONS



TOTAL SERVICES

MISCELLANEOUS

CAPITAL EXPENDITURES

OTHER



**ABLDC DEBT SERVICE PAYMENTS BY SERIES  
ANNUAL BUDGET - FISCAL YEAR 2021/2022**

| Fiscal Year  | 2016 Refunding Tax & Rev. Cert |                  | 2018 Debt         |                   | 2013 Refunding    |                 | 2020 Comb tax       |                   | Annual Total        |                   |                  |                     |
|--------------|--------------------------------|------------------|-------------------|-------------------|-------------------|-----------------|---------------------|-------------------|---------------------|-------------------|------------------|---------------------|
|              | Principal                      | Interest         | Principal         | Interest          | Principal         | Interest        | Principal           | Interest          | Principal           | Interest          |                  |                     |
| FYE 2021     | \$ 110,000                     | \$ 19,950        | \$ 45,000         | \$ 25,173         | \$ 228,773        | \$ 9,953        | \$ 130,000          | \$ 54,005         | \$ 513,773          | \$ 109,080        | \$ 2,625         | \$ 625,478          |
| FYE 2022     | \$ 65,000                      | \$ 18,200        | \$ 45,000         | \$ 23,598         | \$ 179,597        | \$ 5,949        | \$ 150,000          | \$ 67,100         | \$ 439,597          | \$ 114,847        | \$ 2,625         | \$ 557,069          |
| FYE 2023     | \$ 70,000                      | \$ 16,500        | \$ 50,000         | \$ 21,698         | \$ 160,355        | \$ 2,806        | \$ 150,000          | \$ 62,600         | \$ 430,355          | \$ 103,604        | \$ 2,625         | \$ 536,583          |
| FYE 2024     | \$ 135,000                     | \$ 13,425        | \$ 50,000         | \$ 19,698         |                   |                 | \$ 150,000          | \$ 58,100         | \$ 335,000          | \$ 91,223         | \$ 2,625         | \$ 428,848          |
| FYE 2025     | \$ 145,000                     | \$ 8,500         | \$ 50,000         | \$ 17,948         |                   |                 | \$ 150,000          | \$ 53,600         | \$ 345,000          | \$ 80,048         | \$ 2,625         | \$ 427,673          |
| FYE 2026     | \$ 140,000                     | \$ 2,800         | \$ 50,000         | \$ 16,448         |                   |                 | \$ 150,000          | \$ 49,100         | \$ 340,000          | \$ 68,348         | \$ 2,625         | \$ 410,973          |
| FYE 2027     |                                |                  | \$ 50,000         | \$ 14,948         |                   |                 | \$ 150,000          | \$ 44,600         | \$ 200,000          | \$ 59,548         | \$ 2,625         | \$ 262,173          |
| FYE 2028     |                                |                  | \$ 45,000         | \$ 13,523         |                   |                 | \$ 150,000          | \$ 40,100         | \$ 195,000          | \$ 53,623         | \$ 2,625         | \$ 251,248          |
| FYE 2029     |                                |                  | \$ 45,000         | \$ 12,173         |                   |                 | \$ 150,000          | \$ 35,600         | \$ 195,000          | \$ 47,773         | \$ 2,625         | \$ 245,398          |
| FYE 2030     |                                |                  | \$ 45,000         | \$ 10,823         |                   |                 | \$ 145,000          | \$ 31,175         | \$ 190,000          | \$ 41,998         | \$ 2,625         | \$ 234,623          |
| FYE 2031     |                                |                  | \$ 45,000         | \$ 9,473          |                   |                 | \$ 145,000          | \$ 27,550         | \$ 190,000          | \$ 37,023         | \$ 2,625         | \$ 229,648          |
| FYE 2032     |                                |                  | \$ 45,000         | \$ 8,123          |                   |                 | \$ 145,000          | \$ 24,650         | \$ 190,000          | \$ 32,773         | \$ 2,625         | \$ 225,398          |
| FYE 2033     |                                |                  | \$ 45,000         | \$ 6,716          |                   |                 | \$ 145,000          | \$ 21,750         | \$ 190,000          | \$ 28,466         | \$ 2,625         | \$ 221,091          |
| FYE 2034     |                                |                  | \$ 45,000         | \$ 5,254          |                   |                 | \$ 145,000          | \$ 18,850         | \$ 190,000          | \$ 24,104         | \$ 2,625         | \$ 216,729          |
| FYE 2035     |                                |                  | \$ 45,000         | \$ 3,791          |                   |                 | \$ 145,000          | \$ 15,950         | \$ 190,000          | \$ 19,741         | \$ 2,625         | \$ 212,366          |
| FYE 2036     |                                |                  | \$ 45,000         | \$ 2,295          |                   |                 | \$ 145,000          | \$ 13,050         | \$ 190,000          | \$ 15,345         | \$ 2,625         | \$ 207,970          |
| FYE 2037     |                                |                  | \$ 45,000         | \$ 765            |                   |                 | \$ 145,000          | \$ 10,150         | \$ 190,000          | \$ 10,915         | \$ 2,625         | \$ 203,540          |
| FYE 2038     |                                |                  |                   |                   |                   |                 | \$ 145,000          | \$ 7,250          | \$ 145,000          | \$ 7,250          | \$ 750           | \$ 153,000          |
| FYE 2039     |                                |                  |                   |                   |                   |                 | \$ 145,000          | \$ 4,350          | \$ 145,000          | \$ 4,350          | \$ 750           | \$ 150,100          |
| FYE 2040     |                                |                  |                   |                   |                   |                 | \$ 145,000          | \$ 1,450          | \$ 145,000          | \$ 1,450          | \$ 750           | \$ 147,200          |
| <b>TOTAL</b> | <b>\$ 555,000</b>              | <b>\$ 59,425</b> | <b>\$ 745,000</b> | <b>\$ 187,269</b> | <b>\$ 339,952</b> | <b>\$ 8,755</b> | <b>\$ 2,795,000</b> | <b>\$ 586,975</b> | <b>\$ 4,434,952</b> | <b>\$ 842,424</b> | <b>\$ 44,250</b> | <b>\$ 5,321,626</b> |

Original 2-16  
Total 4,555,000  
Refund Series 2005,2007,2008  
Construction of Freedom Park (2007)

Original 2-18  
Total 9,640,000  
HVAC System, Lake Side Park Match  
400,000

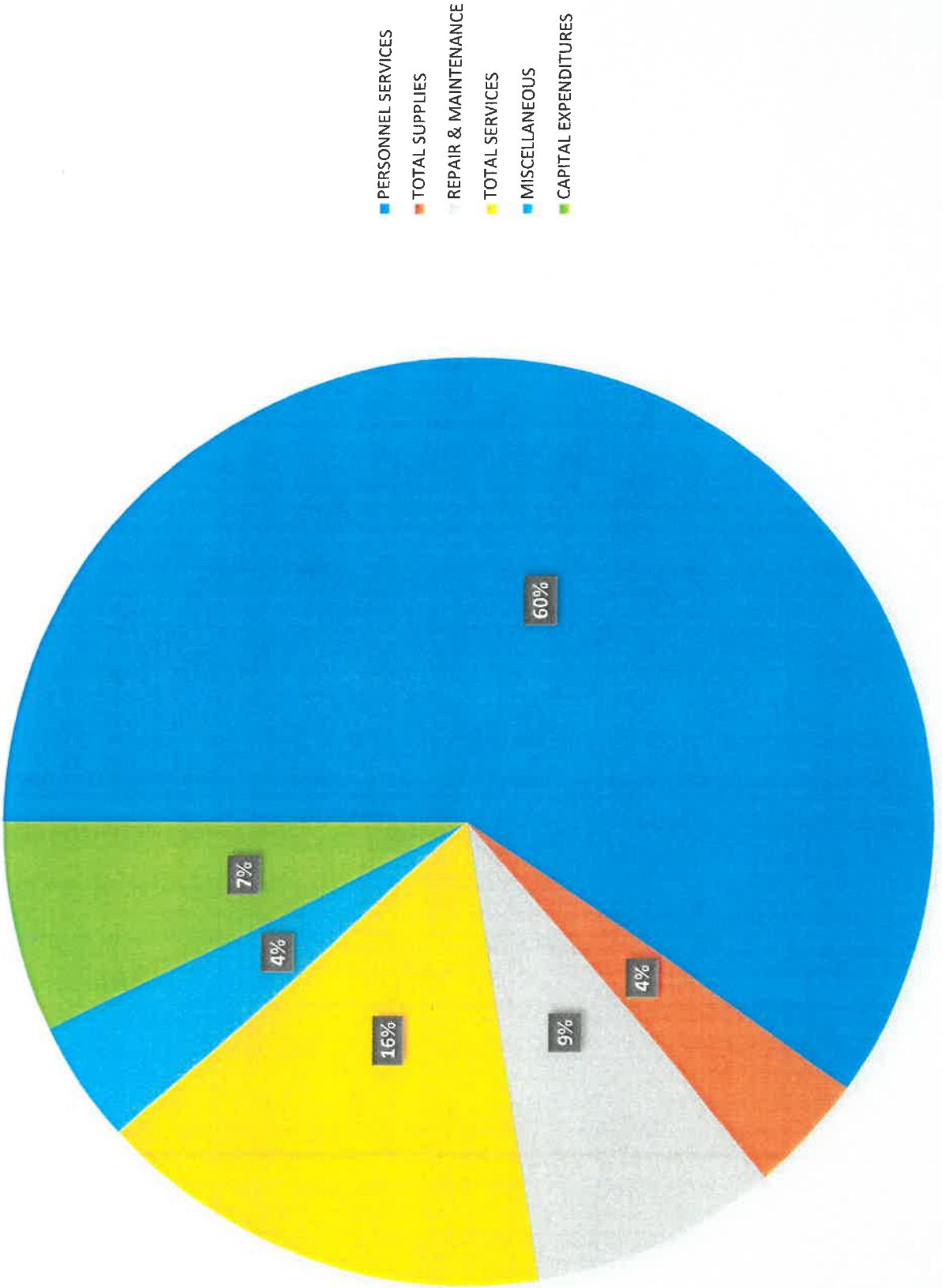
Original  
Total 5,265,000  
Refunding of 2001,2002,2003  
Construction of Rec Center(2003)

Original 11-20  
Total 2,925,000  
Funding Lake Side Park

ABLDC  
2,925,000

| CITY OF ANGLETON                         |             |                |        |                        |                  |            |                      |                  |  |
|--|-------------|----------------|--------|------------------------|------------------|------------|----------------------|------------------|--|
| FISCAL BUDGET YEAR                       |             |                |        |                        |                  |            |                      |                  |  |
| OCT. 1, 2021 TO SEPT. 30, 2022           |             |                |        |                        |                  |            |                      |                  |  |
| ANGLETON RECREATION CENTER 60            |             |                |        |                        |                  |            |                      |                  |  |
|  | LAST YEAR   | CURRENT BUDGET | % CHG. | CURRENT YEAR PROJECTED | REQUESTED BUDGET | % CHG. BUD | COMMENTS             | \$ CHANGE BUDGET |  |
| <b>REVENUE</b>                           |             |                |        |                        |                  |            |                      |                  |  |
| PARKS & RECREATION                       | \$1,083,366 | \$1,081,059    |        | \$1,063,686            | \$1,260,460      | 17%        | RETURN TO AVERAGE    | \$179,401        |  |
| MISCELLANEOUS                            | \$50,383    | \$83,370       | 65%    | \$27,279               | \$25,467         | -69%       |                      | (\$57,903)       |  |
| TRANSFERS                                | \$27,814    | \$0            |        | \$300,000              | \$0              |            | FUND BALANCE         | \$0              |  |
| <b>TOTAL REVENUE</b>                     | \$1,161,563 | \$1,164,429    | 0%     | \$1,390,965            | \$1,285,927      | 10%        |                      | \$121,498        |  |
|  | % CHANGE    | 0%             |        | 19%                    | -8%              |            |                      |                  |  |
| <b>REC EXPENDITURES</b>                  |             |                |        |                        |                  |            |                      |                  |  |
| PERSONNEL SERVICES                       | \$849,867   | \$781,828      | -8%    | \$756,660              | \$763,880        | -2%        |                      | (\$17,948)       |  |
| TOTAL SUPPLIES                           | \$51,096    | \$67,500       | 32%    | \$47,896               | \$53,712         | -20%       |                      | (\$13,788)       |  |
| REPAIR & MAINTENANCE                     | \$102,667   | \$92,200       | -10%   | \$64,702               | \$111,387        | 21%        |                      | \$19,187         |  |
| TOTAL SERVICES                           | \$208,129   | \$202,716      | -3%    | \$164,677              | \$202,552        | 0%         |                      | (\$164)          |  |
| MISCELLANEOUS                            | \$69,370    | \$74,450       | 7%     | \$370,372              | \$55,250         | -26%       | FUND BALANCE ITEMS   | (\$19,200)       |  |
| CAPITAL EXPENDITURES                     | \$52,295    | \$0            |        | \$0                    | \$94,589         |            | REC CTR IMPROVEMENTS | \$94,589         |  |
| <b>TOTAL DEPARTMENT</b>                  | \$1,333,424 | \$1,218,694    | -9%    | \$1,404,307            | \$1,281,370      | 5%         |                      | \$62,676         |  |
|  | % CHANGE    | -9%            |        | 15%                    | -9%              |            |                      |                  |  |
| <b>REVENUE OVER/(UNDER) EXPENDITURES</b> | (\$171,861) | (\$54,265)     |        | (\$13,342)             | \$4,557          |            |                      |                  |  |

# RECREATION CENTER REQUESTED BUDGET EXPENDITURES



| CITY OF ANGLETON                  |      | FISCAL BUDGET YEAR           |             | OCT. 1, 2021 TO SEPT. 30, 2022 |             | ANGLETON RECREATION CENTER   |                  | REVENUE  |                  | 60       |  | 300 |  | PARKS AND RECREATION |  |
|-----------------------------------|------|------------------------------|-------------|--------------------------------|-------------|--|------------------|----------|------------------|----------|--|-----|--|----------------------|--|
| DEPARTMENT                        | ACCT | ACCT DESC.                   | LAST YEAR   | CURRENT BUDGET                 | PROJECTED   | COMMENTS   | REQUESTED BUDGET | COMMENTS | REQUESTED BUDGET | COMMENTS |  |     |  |                      |  |
| 300                               | 711  | FAMILY MEMBERSHIP            | \$31,338    | \$55,500                       | \$46,052    | Reopened to 100% and no masks requirement March 2021. I took April's weekly average, multiplied by 27 remaining weeks and added to YTD amount.           | \$61,019         |          |                  |          |  |     |  |                      |  |
| 300                               | 712  | INDIVIDUAL MEMBERSHIP        | \$29,552    | \$43,500                       | \$28,164    | Reopened to 100% and no masks requirement March 2021. I took April's weekly average, multiplied by 27 remaining weeks and added to YTD amount.           | \$47,372         |          |                  |          |  |     |  |                      |  |
| 300                               | 713  | SENIOR MEMBERSHIP            | \$39,189    | \$48,750                       | \$35,004    | Reopened to 100% and no masks requirement March 2021. I took April's weekly average, multiplied by 27 remaining weeks and added to YTD amount.           | \$54,276         |          |                  |          |  |     |  |                      |  |
| 300                               | 715  | ROOM RENTAL FEES             | \$16,665    | \$37,500                       | \$19,200    | Reopened to 100% (sans Rm 1 as it's still being used by Actions) and no masks requirement March 2021. I took April's revenue and multiplied by 6 months. | \$42,358         |          |                  |          |  |     |  |                      |  |
| 300                               | 716  | DAILY ENTRY FEE              | \$53,612    | \$112,500                      | \$94,645    | Reopened to 100% and no masks requirement March 2021. I took April's weekly average, multiplied by 27 remaining weeks and added to YTD amount.           | \$119,671        |          |                  |          |  |     |  |                      |  |
| 300                               | 717  | OTHER                        | \$140       | \$948                          | \$322       | Swim Diapers for Rec Guest purchase. YTD 162. Avg. April revenue and multiplied by remaining months.   | \$872            |          |                  |          |  |     |  |                      |  |
| 300                               | 719  | MEMBERSHIP YOUTH             | \$1,370     | \$1,500                        | \$2,294     | Reopened to 100% and no masks requirement March 2021. I took April's weekly average, multiplied by 27 remaining weeks and added to YTD amount.           | \$1,848          |          |                  |          |  |     |  |                      |  |
| 300                               | 725  | MILITARY MEMBERSHIP          | \$2,899     | \$2,400                        | \$4,432     | Reopened to 100% and no masks requirement March 2021. I took April's weekly average, multiplied by 27 remaining weeks and added to YTD amount.           | \$2,950          |          |                  |          |  |     |  |                      |  |
| 300                               | 740  | TRANSFERS FROM ABL           | \$858,601   | \$778,461                      | \$833,573   | Budget deficit of \$55,112   | \$820,505        |          |                  |          |  |     |  |                      |  |
| 300                               | 741  | TRANSFER FROM ABL-MO CAPITAL | \$50,000    | \$0                            | \$0         |  | \$109,589        |          |                  |          |  |     |  |                      |  |
| <b>TOTAL PARKS AND RECREATION</b> |      |                              | \$1,083,366 | \$1,081,059                    | \$1,063,686 |  | \$1,260,460      |          |                  |          |  |     |  |                      |  |
|                                   |      |                              | % CHANGE    | 0%                             | -2%         |  | 18%              |          |                  |          |  |     |  |                      |  |

| DEPARTMENT                     | ACCT | ACCT DESC.                       | LAST YEAR   | CURRENT BUDGET | PROJECTED   | COMMENTS  | REQUESTED BUDGET | COMMENTS   |
|--------------------------------|------|----------------------------------|-------------|----------------|-------------|-----------|------------------|--|
| CITY OF ANGLETON               |      |                                  |             |                |             |           |                  |  |
| FISCAL BUDGET YEAR             |      |                                  |             |                |             |           |                  |  |
| OCT. 1, 2021 TO SEPT. 30, 2022 |      |                                  |             |                |             |           |                  |  |
| ANGLETON RECREATION CENTER     | 60   |                                  |             |                |             |           |                  |  |
| REVENUE                        | 300  |                                  |             |                |             |           |                  |  |
| MISCELLANEOUS                  |      |                                  |             |                |             |           |                  |  |
| 300                            | 800  | INTEREST                         | \$790       | \$75           | \$121       |           | \$415            |  |
| 300                            | 811  | GENERAL PROGRAMS                 | \$521       | \$3,750        | \$400       |           | \$400            |  |
| 300                            | 813  | YOUTH CAMPS                      | \$26,267    | \$53,224       | \$23,570    |           | \$6,782          |  |
| 300                            | 814  | COMMUNITY SPECIAL EVENTS         | \$657       | \$1,775        | \$165       |           | \$425            |  |
| 300                            | 815  | FATHER DAUGHTER DANCE/MOTHER SOI | \$4,020     | \$3,546        | \$0         |           | \$3,180          |  |
| 300                            | 816  | HEALTH & WELLNESS                | \$5,615     | \$5,625        | \$0         |           | \$2,812          |  |
| 300                            | 817  | SENIOR PROGRAMS                  | \$8,543     | \$10,875       | \$1,885     |           | \$7,000          |  |
|                                | 818  | MISCELLANEOUS PROGRAMS           | \$75        | \$2,250        | \$1,102     |           | \$1,810          |  |
|                                |      |                                  |             |                |             |           |                  | Based on last three year's actuals and estimate for this year divided by four. |
| 300                            | 899  | MISCELLANEOUS                    | \$3,895     | \$2,250        | \$36        |           | \$2,643          |  |
| TOTAL MISCELLANEOUS            |      |                                  | \$50,383    | \$83,370       | \$27,279    |           | \$25,467         |  |
|                                |      | % CHANGE                         |             | 65%            | -67%        |           |                  | -7%  |
| TRANSFERS                      |      |                                  |             |                |             |           |                  |  |
| DEPARTMENT                     | ACCT | ACCT DESC.                       | LAST YEAR   | CURRENT BUDGET | PROJECTED   | COMMENTS  | REQUESTED BUDGET | COMMENTS   |
| 300                            | 900  | TRANSFER FROM FUND BALANCE       | \$0         | \$0            | \$300,000   |           | \$0              |  |
| 300                            | 903  | TRANSFER FROM WATER FUND         | \$27,814    | \$0            | \$0         |           | \$0              |  |
| TOTAL TRANSFERS                |      |                                  | \$27,814    | \$0            | \$300,000   |           | \$0              |  |
| TOTAL REVENUE                  | 300  |                                  | \$1,161,563 | \$1,164,429    | \$1,390,965 | \$226,536 | \$1,285,927      |  |
|                                |      | % CHANGE                         |             | 0%             | 19%         |           |                  | -8%  |

| CITY OF ANGLETON               |      |                      |           |                |           |                  |  |  |  |
|--------------------------------|------|----------------------|-----------|----------------|-----------|------------------|--|--|--|
| FISCAL BUDGET YEAR             |      |                      |           |                |           |                  |  |  |  |
| OCT. 1, 2021 TO SEPT. 30, 2022 |      |                      |           |                |           |                  |  |  |  |
| RECREATION CENTER              |      |                      |           |                |           |                  |  |  |  |
| PARKS DEPARTMENT               |      |                      |           |                |           |                  |  |  |  |
|                                |      | 60                   |           |                |           |                  |  |  |  |
|                                |      | 506                  |           |                |           |                  |  |  |  |
| PERSONNEL SERVICES             |      |                      |           |                |           |                  |  |  |  |
| DEPARTMENT                     | ACCT | ACCT DESC.           | LAST YEAR | CURRENT BUDGET | PROJECTED | REQUESTED BUDGET |  |  |  |
| 506                            | 105  | SALARIES             | \$443,462 | \$320,005      | \$319,683 | \$353,391        |  |  |  |
|                                | 106  | PART TIME EARNINGS   | \$226,364 | \$243,006      | \$230,896 | \$194,711        |  |  |  |
| 506                            | 110  | OVERTIME             | \$4,044   | \$3,500        | \$3,500   | \$3,600          |  |  |  |
| 506                            | 115  | LONGEVITY            | \$1,500   | \$1,560        | \$840     | \$1,200          |  |  |  |
| 506                            | 126  | CERTIFICATION        | \$1,754   | \$7,200        | \$3,600   | \$8,100          |  |  |  |
| 506                            | 128  | SPECIAL JOB PAY      | \$0       | \$0            | \$0       | \$1,200          |  |  |  |
| 506                            | 135  | FICA                 | \$33,319  | \$43,529       | \$43,702  | \$28,278         |  |  |  |
| 506                            | 140  | HEALTH INSURANCE     | \$86,076  | \$104,982      | \$104,893 | \$120,100        |  |  |  |
| 506                            | 143  | PHONE ALLOWANCE      | \$0       | \$720          | \$720     | \$2,160          |  |  |  |
| 506                            | 145  | WORKERS COMP         | \$11,948  | \$12,000       | \$4,214   | \$4,425          |  |  |  |
| 506                            | 150  | UNEMPLOYMENT         | \$0       | \$0            | \$3,575   | \$0              |  |  |  |
| 506                            | 155  | RETIREMENT           | \$38,405  | \$40,163       | \$40,377  | \$45,393         |  |  |  |
| 506                            | 165  | MEDICAL EXPENSE      | \$1,265   | \$1,192        | \$660     | \$1,322          |  |  |  |
| TOTAL PERSONNEL SERVICES       |      |                      | \$849,867 | \$781,828      | \$756,660 | \$763,880        |  |  |  |
|                                |      |                      | % CHANGE  | -8%            | -3%       | 1%               |  |  |  |
| SUPPLIES                       |      |                      |           |                |           |                  |  |  |  |
| DEPARTMENT                     | ACCT | ACCT DESC.           | LAST YEAR | CURRENT BUDGET | PROJECTED | REQUESTED BUDGET |  |  |  |
| 506                            | 203  | APPAREL              | \$915     | \$9,000        | \$2,400   | \$2,838          |  |  |  |
| 506                            | 205  | GENERAL SUPPLIES     | \$11,419  | \$10,000       | \$4,800   | \$4,000          |  |  |  |
| 506                            | 206  | CHEMICAL SUPPLIES    | \$17,084  | \$21,000       | \$20,215  | \$20,934         |  |  |  |
| 506                            | 210  | OFFICE SUPPLIES      | \$5,401   | \$6,500        | \$5,900   | \$5,280          |  |  |  |
| 506                            | 212  | CLEANING SUPPLIES    | \$6,433   | \$11,000       | \$7,200   | \$10,575         |  |  |  |
| 506                            | 215  | POOL SUPPLIES        | \$2,332   | \$3,000        | \$2,081   | \$3,085          |  |  |  |
| 506                            | 216  | VEHICLE SUPPLIES     | \$1,214   | \$2,500        | \$1,500   | \$2,500          |  |  |  |
| 506                            | 220  | EQUIPMENT SUPPLIES   | \$6,298   | \$4,500        | \$3,800   | \$4,500          |  |  |  |
| TOTAL SUPPLIES                 |      |                      | \$51,096  | \$67,500       | \$47,896  | \$53,712         |  |  |  |
|                                |      |                      | % CHANGE  | 32%            | -29%      | 12%              |  |  |  |
| REPAIR & MAINTENANCE           |      |                      |           |                |           |                  |  |  |  |
| DEPARTMENT                     | ACCT | ACCT DESC.           | LAST YEAR | CURRENT BUDGET | PROJECTED | REQUESTED BUDGET |  |  |  |
| 506                            | 310  | EQUIPMENT            | \$19,601  | \$0            | \$0       | \$22,000         |  |  |  |
| 506                            | 315  | POOL MAINTENANCE     | \$23,211  | \$29,500       | \$6,665   | \$28,737         |  |  |  |
| 506                            | 316  | COMPUTER MAINTENANCE | \$14,841  | \$16,200       | \$13,037  | \$16,650         |  |  |  |
| 506                            | 317  | VEHICLE REPAIRS      | \$779     | \$1,500        | \$0       | \$1,000          |  |  |  |
| 506                            | 320  | BUILDING             | \$44,235  | \$45,000       | \$45,000  | \$43,000         |  |  |  |
| TOTAL REPAIRS AND MAINT.       |      |                      | \$102,667 | \$92,200       | \$64,702  | \$111,387        |  |  |  |
|                                |      |                      | % CHANGE  | -10%           | -30%      | 72%              |  |  |  |

| CITY OF ANGLETON            |      | FISCAL BUDGET YEAR                |             | OCT. 1, 2021 TO SEPT. 30, 2022 |             | GENERAL          |  | PARKS DEPARTMENT |  | SERVICES |  |
|-----------------------------|------|-----------------------------------|-------------|--------------------------------|-------------|------------------|--|------------------|--|----------|--|
| DEPARTMENT                  | ACCT | ACCT DESC.                        | LAST YEAR   | CURRENT BUDGET                 | PROJECTED   | REQUESTED BUDGET |  |                  |  |          |  |
| 506                         | 405  | PHONES                            | \$635       | \$850                          | \$850       | \$100            |  |                  |  |          |  |
| 506                         | 410  | UTILITIES                         | \$83,657    | \$90,000                       | \$77,151    | \$90,000         |  |                  |  |          |  |
|                             | 412  | GENERAL PROGRAMS                  | \$447       | \$4,746                        | \$2,166     | \$300            |  |                  |  |          |  |
|                             | 413  | YOUTH CAMPS                       | \$34,457    | \$19,200                       | \$15,916    | \$8,100          |  |                  |  |          |  |
|                             | 414  | COMMUNITY EVENTS                  | \$6,702     | \$2,000                        | \$1,606     | \$2,700          |  |                  |  |          |  |
|                             | 415  | FATHER DD/COMMUNITY DANCES        | \$2,176     | \$0                            | \$0         | \$2,385          |  |                  |  |          |  |
|                             | 416  | HEALTH & WELLNESS                 | \$4,240     | \$2,000                        | \$1,000     | \$2,812          |  |                  |  |          |  |
|                             | 417  | SENIOR PROGRAMS                   | \$8,868     | \$12,000                       | \$5,327     | \$11,800         |  |                  |  |          |  |
|                             | 418  | MISC/GENERAL PROGRAMS             | \$1,594     | \$2,040                        | \$60        | \$4,120          |  |                  |  |          |  |
| 506                         | 420  | DUES/SUBSCRIPTIONS                | \$4,204     | \$6,000                        | \$4,947     | \$4,285          |  |                  |  |          |  |
| 506                         | 425  | TRAVEL/TRAINING                   | \$4,111     | \$8,000                        | \$4,995     | \$8,862          |  |                  |  |          |  |
| 506                         | 446  | ADVERTISING                       | \$17,354    | \$10,000                       | \$9,943     | \$12,000         |  |                  |  |          |  |
| 506                         | 457  | CONTRACT LABOR - INSTRUCTORS      | \$28,125    | \$35,880                       | \$34,178    | \$42,120         |  |                  |  |          |  |
| 506                         | 458  | CONTRACT LABOR                    | \$2,800     | \$4,000                        | \$3,000     | \$4,968          |  |                  |  |          |  |
| 506                         | 476  | CREDIT CARD FEES                  | \$8,399     | \$6,000                        | \$3,538     | \$5,000          |  |                  |  |          |  |
| 506                         | 477  | SCHOLARSHIP FUND                  | \$0         | \$0                            | \$0         | \$3,000          |  |                  |  |          |  |
|                             |      | <b>TOTAL SERVICES</b>             | \$208,129   | \$202,716                      | \$164,677   | \$202,552        |  |                  |  |          |  |
|                             |      |                                   | % CHANGE    | -3%                            | -19%        | 23%              |  |                  |  |          |  |
| <b>MISCELLANEOUS</b>        |      |                                   |             |                                |             |                  |  |                  |  |          |  |
| DEPARTMENT                  | ACCT | ACCT DESC.                        | LAST YEAR   | CURRENT BUDGET                 | PROJECTED   | REQUESTED BUDGET |  |                  |  |          |  |
| 506                         | 503  | SURETY & NOTARY INSURANCE         | \$0         | \$0                            | \$0         | \$200            |  |                  |  |          |  |
| 506                         | 505  | INSURANCE                         | \$7,726     | \$7,500                        | \$3,839     | \$4,000          |  |                  |  |          |  |
| 506                         | 506  | VEHICLE INSURANCE                 | \$1,070     | \$1,700                        | \$1,700     | \$2,000          |  |                  |  |          |  |
| 506                         | 507  | BUILDING INSURANCE                | \$48,452    | \$48,000                       | \$43,091    | \$45,000         |  |                  |  |          |  |
| 506                         | 510  | EMPLOYEE APPRECIATION             | \$270       | \$250                          | \$250       | \$1,050          |  |                  |  |          |  |
| 506                         | 511  | TUITION REIMBURSEMENT             | \$1,000     | \$4,000                        | \$3,000     | \$2,000          |  |                  |  |          |  |
| 506                         | 520  | CONTINGENCY                       | \$8,573     | \$10,000                       | \$316,492   |                  |  |                  |  |          |  |
| 506                         | 525  | REC CENTER REFUNDS                | \$2,220     | \$3,000                        | \$2,000     | \$1,000          |  |                  |  |          |  |
|                             |      | <b>TOTAL MISCELLANEOUS</b>        | \$69,370    | \$74,450                       | \$370,372   | \$55,250         |  |                  |  |          |  |
| <b>CAPITAL EXPENDITURES</b> |      |                                   |             |                                |             |                  |  |                  |  |          |  |
| DEPARTMENT                  | ACCT | ACCT DESC.                        | LAST YEAR   | CURRENT BUDGET                 | PROJECTED   | REQUESTED BUDGET |  |                  |  |          |  |
| 506                         | 627  | CAPITAL PROJECT                   | \$52,295    | \$0                            | \$0         | \$94,589         |  |                  |  |          |  |
|                             |      | <b>TOTAL CAPITAL EXPENDITURES</b> | \$52,295    | \$0                            | \$0         | \$94,589         |  |                  |  |          |  |
|                             |      | <b>TOTAL DEPARTMENT</b>           | \$1,333,424 | \$1,218,694                    | \$1,404,307 | \$1,281,370      |  |                  |  |          |  |
|                             |      |                                   | % CHANGE    | -9%                            | 15%         | -9%              |  |                  |  |          |  |

| DEPARTMENT      | PROJECT NAME                                 | FY 20-21     | FY 21-22     | FY 22-23      | FY 23-24     | FY 24-25     | FY 25-26   | FY 22-26 PROJECT TOTAL: |
|-----------------|--|--------------|--------------|---------------|--------------|--------------|------------|-------------------------|
| POLICE          | APD DISPATCH CONSOLE UPGRADE PROJECT         | \$ 70,000    |              |               |              |              |            | \$                      |
| FIRE            | 6 AIR PACK REPLACEMENTS                      | \$ 38,000    |              |               |              |              |            | \$                      |
| PARKS           | FREEDOM PARK BLEACHER SHADES                 | \$ 59,392    |              |               |              |              |            | \$                      |
| PARKS           | ADA TRANSITION PLAN & CONSTRUCTION           | \$ 44,440    |              |               |              |              |            | \$                      |
| PARKS/ABLC      | LAKESIDE PARK DESIGN & CONSTRUCTION          | \$ 3,650,000 |              |               |              |              |            | \$                      |
| ABLC            | BACKUP GENERATOR CONNECTION FOR REC CENTER   | \$ 44,587    |              |               |              |              |            | \$                      |
| I.T.            | WWTP FIBER- BATES PARK TO WWTP               | \$ 142,000   |              |               |              |              |            | \$                      |
| UTILITY         | WASTEWATER TREATMENT PLANT LAB               | \$ 124,000   |              |               |              |              |            | \$                      |
| UTILITY         | NORTHSIDE WWTP                               | \$ 243,000   |              |               |              |              |            | \$                      |
| UTILITY         | LIFT STATION REHABILITATION                  | \$ 73,000    | \$ 600,000   | \$ -          | \$ -         | \$ -         |            | \$ 600,000              |
| KAB             | GATEWAY MASTER PLAN & IMPLEMENTATION         | \$ 75,000    | \$ -         | \$ 750,000    |              |              |            | \$ 750,000              |
| PUB WRKS        | TRANSITION PLAN & CONSTRUCTION FOR SIDEWALKS | \$ 42,960    |              |               |              |              |            | \$                      |
| PUB WRKS        | SOLAR LIGHTS                                 | \$ 75,000    | \$ -         | \$ 100,000    | \$ 100,000   | \$ 100,000   | \$ 100,000 | \$ 400,000              |
| PUB WRKS        | ANNUAL SIDEWALK PROJECTS                     | \$ 80,000    | \$ -         | \$ 100,000    | \$ 100,000   | \$ 100,000   | \$ 100,000 | \$ 400,000              |
| DVLPMT SRVCS    | CITY HALL HVAC SYSTEM REPLACEMENT            | \$ 40,000    | \$ -         | \$ 60,000     | \$ 60,000    |              |            | \$ 120,000              |
| POLICE          | COMMUNICATIONS RADIO PROJECT                 |              | \$ -         | \$ 120,000    |              |              |            | \$ 120,000              |
| DVLPMT SRVCS    | COMPREHENSIVE MASTER PLAN                    |              | \$ -         | \$ 165,000    | \$ 165,000   |              |            | \$ 330,000              |
| DVLPMT SRVCS    | SUBSTANDARD BUILDING DEMO                    |              | \$ -         | \$ 116,000    | \$ 34,500    |              |            | \$ 185,000              |
| ADMIN/NON-DEPT  | NEW SERVICE CENTER (PARKS, PUBLIC WORKS, IT) |              | \$ 6,870,524 |               |              |              |            | \$ 6,870,524            |
| ADMIN/NON-DEPT  | CITY HALL RENOVATIONS                        |              | \$ -         | \$ 200,000    |              |              |            | \$ 200,000              |
| ADMIN/NON-DEPT  | LIVABLE CENTER IMPROVEMENT PROJECTS          |              | \$ -         | \$ 500,000    | \$ 500,000   | \$ 500,000   | \$ 500,000 | \$ 2,000,000            |
| PARKS/ABLC      | MUNICIPAL POOL DESIGN & CONSTRUCTION         |              | \$ 2,000,000 | \$ -          | \$ -         |              |            | \$ 2,000,000            |
| PARKS/ABLC      | VETERANS PARK DESIGN & CONSTRUCTION          |              | \$ -         | \$ 750,000    |              |              |            | \$ 750,000              |
| PARKS/ABLC      | FREEDOM PARK MASTER PLAN                     | \$ 400,000   | \$ -         | \$ -          |              |              |            | \$ 400,000              |
| I.T.            | NETWORK INFRASTRUCTURE (HARDWARE ONLY)       |              | \$ -         | \$ 65,253     |              |              |            | \$ 65,253               |
| I.T.            | SERVER AND STORAGE REPLACEMENT               |              | \$ -         | \$ 80,000     |              |              |            | \$ 80,000               |
| UTILITY         | TEXAN TRAIL STORM SEWER                      |              | \$ 300,000   |               |              |              |            | \$ 300,000              |
| UTILITY         | HENDERSON TRANSMISSION MAIN LINE TRANSFER    |              | \$ -         | \$ 1,500,000  |              |              |            | \$ 1,500,000            |
| UTILITY         | FIRE HYDRANT REPLACEMENTS                    |              | \$ -         | \$ 25,000     | \$ 25,000    | \$ 25,000    | \$ 25,000  | \$ 100,000              |
| UTILITY         | WATER LINE PROJECT                           |              | \$ -         | \$ 50,000     | \$ 50,000    | \$ 50,000    | \$ 50,000  | \$ 200,000              |
| UTILITY         | SEWER LINE PROJECT                           |              | \$ -         | \$ 50,000     | \$ 50,000    | \$ 50,000    | \$ 50,000  | \$ 200,000              |
| UTILITY         | EXCAVATOR                                    |              | \$ -         | \$ 50,000     | \$ -         | \$ -         | \$ -       | \$ 50,000               |
| UTILITY         | WATER TREATMENT MEMBRANE                     |              | \$ -         | \$ -          | \$ 150,000   |              | \$ 150,000 | \$ 300,000              |
| KAB             | LOOP 274 MEDIAN LANDSCAPE                    |              | \$ -         | \$ 230,000    |              |              |            | \$ 230,000              |
| EMERGENCY MNGMT | NEW EMERGENCY SUPPLIES FACILITY              |              | \$ 2,759,313 |               |              |              |            | \$ 2,759,313            |
| POLICE          | DISPATCH 3RD CONSOLE PROJECT                 |              | \$ 95,000    |               |              |              |            | \$ 95,000               |
| POLICE          | TEN HAND-HELD TICKET WRITERS                 |              | \$ 65,187    |               |              |              |            | \$ 65,187               |
| POLICE          | APD 4 PATROL CAR REPLACEMENT                 |              | \$ 200,462   |               |              |              |            | \$ 200,462              |
| FIRE            | STATION 1 UPGRADE/EXTENSION                  |              | \$ 50,000    | \$ 50,000     |              | \$ 1,000,000 |            | \$ 1,100,000            |
| FIRE            | STATION 1 OVERFLOW ADD ON                    |              | \$ 160,000   |               |              |              |            | \$ 160,000              |
| PARKS/ABLC      | DOG PARK DESIGN & CONSTRUCTION               |              | \$ 60,000    | \$ 600,000    |              |              |            | \$ 660,000              |
| PARKS/ABLC      | RUEBEN WELCH PLAN, DESIGN & CONSTRUCTION     |              | \$ 25,000    | \$ 200,000    | \$ 2,000,000 |              |            | \$ 2,225,000            |
| UTILITY         | SANITARY SEWER (HERITAGE OAKS)               |              | \$ 300,000   | \$ 300,000    | \$ 300,000   |              |            | \$ 900,000              |
| UTILITY         | CHENANGO WATER PLANT #2                      |              | \$ 1,500,000 | \$ -          |              |              |            | \$ 1,500,000            |
| UTILITY         | OYSTER CREEK WWTP IMPROVEMENTS               |              | \$ 1,000,000 | \$ 11,000,000 |              |              |            | \$ 12,000,000           |
| UTI             | RIDGECREST (BOND)                            |              | \$ 1,500,000 |               |              |              |            | \$ 1,500,000            |

Item 1.

| DEPARTMENT | PROJECT NAME   | FY 20-21     | FY 21-22      | FY 22-23      | FY 23-24      | FY 24-25     | FY 25-26      | FY 22-26 PROJECT TOTAL: |
|------------|--|--------------|---------------|---------------|---------------|--------------|---------------|-------------------------|
| POLICE     | APD 4 PATROL CAR REPLACEMENT                         |              |               |               | \$ 202,467    |              |               | \$ 202,467              |
| POLICE     | RECORDS MANAGEMENT PROJECT                           |              |               |               | \$ 500,000    |              |               | \$ 500,000              |
| FIRE       | ENGINE 2 REPLACEMENT                                 |              |               |               | \$ 110,000    | \$ 75,000    | \$ 75,000     | \$ 260,000              |
| PARKS/ABLC | DICKEY & BATES PARK MASTER P,D, & CONSTRUCTION       |              |               |               | \$ 70,000     | \$ 300,000   | \$ 3,000,000  | \$ 3,370,000            |
| PARKS/ABLC | TRAILS MASTER PLAN, DESIGN & CONSTRUCTION            |              |               |               | \$ 50,000     | \$ 200,000   | \$ 2,000,000  | \$ 2,250,000            |
| PARKS/ABLC | MASTERTON DESIGN & CONSTRUCTION                      |              |               |               | \$ 50,000     | \$ 1,000,000 |               | \$ 1,050,000            |
| UTILITY    | NEW WATER TOWER                                      |              |               |               | \$ 3,500,000  |              |               | \$ 3,500,000            |
| UTILITY    | SAN FELIPE (BOND)                                    |              |               |               | \$ 1,500,000  |              |               | \$ 1,500,000            |
| UTILITY    | CITY WIDE PIPE UPGRADES                              |              |               |               | \$ 57,810,480 |              |               | \$ 57,810,480           |
| POLICE     | APD 4 PATROL CAR REPLACEMENT                         |              |               |               | \$ 204,492    |              |               | \$ 204,492              |
| PARKS/ABLC | BG PECK DESIGN & CONSTRUCTION                        |              |               |               | \$ 50,000     | \$ 1,000,000 | \$ 1,000,000  | \$ 1,050,000            |
| PARKS/ABLC | BRUSHY BAYOU DESIGN & CONSTRUCTION                   |              |               |               | \$ 100,000    | \$ 1,000,000 | \$ 1,000,000  | \$ 1,100,000            |
| POLICE     | APD 4 PATROL CAR REPLACEMENT                         |              |               |               |               |              |               |                         |
| POLICE     | APD/MUNICAL COURT BUILDING CONSTRUCTION              |              |               |               |               |              | \$ 206,537    | \$ 206,537              |
| FIRE       | REPLACE BRUSH 3                                      |              |               |               |               |              | \$ 5,000,000  | \$ 5,000,000            |
| FIRE       | FIRE DEPT RESCUE TRUCK REPLACEMENT                   |              |               |               |               |              | \$ 210,000    | \$ 210,000              |
| PARKS/ABLC | REC CENTER EXPANSION CONCEPT, DESIGN, & CONSTRUCTION |              |               |               |               |              |               |                         |
| PARKS/ABLC | SKATE PARK DESIGN & CONSTRUCTION                     |              |               |               |               |              |               |                         |
|            | TOTAL  | \$ 5,201,379 | \$ 11,270,524 | \$ 11,126,215 | \$ 80,177,447 | \$ 5,088,992 | \$ 15,226,537 | \$ 122,889,715          |
| UTILITY    | TOTALS   | \$ -         | \$ -          | \$ -          | \$ -          | \$ -         | \$ -          | \$ -                    |
| GENERAL    | TOTALS   | \$ 440,000   | \$ 2,400,000  | \$ 4,475,000  | \$ 74,385,480 | \$ 425,000   | \$ 275,000    | \$ 81,960,480           |
| KAB        | TOTALS   | \$ 1,316,792 | \$ 6,870,524  | \$ 4,836,215  | \$ 1,991,967  | \$ 2,663,992 | \$ 14,951,537 | \$ 31,314,235           |
| ABLC       | TOTALS   | \$ 75,000    | \$ -          | \$ 980,000    | \$ -          | \$ -         | \$ -          | \$ 980,000              |
|            | TOTALS   | \$ 3,369,587 | \$ 2,000,000  | \$ 835,000    | \$ 3,800,000  | \$ 2,000,000 | \$ -          | \$ 8,635,000            |





| DEPARTMENT      | PROJECT NAME                                   | FY 23-24             | DEPT TOTALS          |
|-----------------|--|----------------------|----------------------|
|                 | <b>General Fund</b>                            |                      | <b>\$ 5,591,967</b>  |
| POLICE          | APD 4 PATROL CAR REPLACEMENT                   | \$ 202,467           |                      |
|                 | RECORDS MANAGEMENT PROJECT                     | \$ 500,000           |                      |
|                 | <b>POLICE DEPT TOTAL:</b>                      | <b>\$ 702,467</b>    |                      |
| FIRE            | STATION 1 UPGRADE/EXTENSION                    | \$ 50,000            |                      |
|                 | ENGINE 2 REPLACEMENT                           | \$ 110,000           |                      |
|                 | <b>FIRE DEPT TOTAL:</b>                        | <b>\$ 160,000</b>    |                      |
| DVLPMNT SRVCS   | CITY HALL HVAC SYSTEM REPLACEMENT              | \$ 60,000            |                      |
|                 | CITY HALL HVAC SYSTEM REPLACEMENT              | \$ 165,000           |                      |
|                 | SUBSTANDARD BUILDING DEMO                      | \$ 34,500            |                      |
|                 | <b>DEVELOPMENT SERVICES TOTAL:</b>             | <b>\$ 259,500</b>    |                      |
| ADMIN/NON-DEPT. | LIVABLE CENTER IMPROVEMENT PROJECTS            | \$ 500,000           |                      |
|                 | <b>ADMIN/NON -DEPT. TOTAL:</b>                 | <b>\$ 500,000</b>    |                      |
| PARKS/ABLC      | MUNICIPAL POOL DESIGN & CONSTRUCTION           | \$ -                 |                      |
|                 | FREEDOM PARK MASTER PLAN                       | \$ 3,000,000         |                      |
|                 | DOG PARK DESIGN & CONSTRUCTION                 | \$ 600,000           |                      |
|                 | RUEBEN WELCH PLAN, DESIGN & CONSTRUCTION       | \$ 200,000           |                      |
|                 | DICKEY & BATES PARK MASTER P,D, & CONSTRUCTION | \$ 70,000            |                      |
|                 | TRAILS MASTER PLAN, DESIGN & CONSTRUCTION      | \$ 50,000            |                      |
|                 | MASTERSON DESIGN & CONSTRUCTION                | \$ 50,000            |                      |
|                 | <b>PARKS/ABLC TOTAL:</b>                       | <b>\$ 3,970,000</b>  |                      |
|                 | <b>Street Fund</b>                             |                      | <b>\$ 200,000</b>    |
| PUB WRKS        | SOLAR LIGHTS                                   | \$ 100,000           |                      |
|                 | ANNUAL SIDEWALK PROJECTS                       | \$ 100,000           |                      |
|                 | <b>PUB WRKS TOTAL:</b>                         | <b>\$ 200,000</b>    |                      |
|                 | <b>Utility Fund</b>                            |                      | <b>\$ 74,385,480</b> |
| UTILITY         | LIFT STATION REHABILITATION                    | \$ -                 |                      |
|                 | FIRE HYDRANT REPLACEMENTS                      | \$ 25,000.00         |                      |
|                 | WATER LINE PROJECT                             | \$ 50,000.00         |                      |
|                 | SEWER LINE PROJECT                             | \$ 50,000.00         |                      |
|                 | WATER TREATMENT MEMBRANE                       | \$ 150,000.00        |                      |
|                 | SANITARY SEWER (HERITAGE OAKS)                 | \$ 300,000.00        |                      |
|                 | OYSTER CREEK WWTP IMPROVEMENTS                 | \$ 11,000,000.00     |                      |
|                 | NEW WATER TOWER                                | \$ 3,500,000         |                      |
|                 | SAN FELIPE (BOND)                              | \$ 1,500,000         |                      |
|                 | CITY WIDE PIPE UPGRADES                        | \$ 57,810,480        |                      |
|                 | <b>WATER DEPARTMENT TOTAL:</b>                 | <b>\$ 74,385,480</b> |                      |
|                 | <b>TOTAL CIP EXPENSES FOR FY 24</b>            | <b>\$ 80,177,447</b> |                      |

| DEPARTMENT      | PROJECT NAME                                   | FY 24-25     | DEPT TOTALS         |
|-----------------|--|--------------|---------------------|
|                 | <b>General Fund</b>                            |              | <b>\$ 4,463,992</b> |
| POLICE          | APD 4 PATROL CAR REPLACEMENT                   | \$ 204,492   |                     |
|                 |  |              |                     |
| FIRE            | ENGINE 2 REPLACEMENT                           | \$ 75,000    |                     |
|                 |  |              |                     |
| DVLP/INT SRVCS  | SUBSTANDARD BUILDING DEMO                      | \$ 34,500    |                     |
|                 |  |              |                     |
| ADMIN/NON-DEPT. | LIVABLE CENTER IMPROVEMENT PROJECTS            | \$ 500,000   |                     |
|                 |  |              |                     |
| PARKS/ABLC      | RUEBEN WELCH PLAN, DESIGN & CONSTRUCTION       | \$ 2,000,000 |                     |
|                 | DICKEY & BATES PARK MASTER P,D, & CONSTRUCTION | \$ 300,000   |                     |
|                 | TRAILS MASTER PLAN, DESIGN & CONSTRUCTION      | \$ 200,000   |                     |
|                 | MASTERSON DESIGN & CONSTRUCTION                | \$ 1,000,000 |                     |
|                 | BG PECK DESIGN & CONSTRUCTION                  | \$ 50,000    |                     |
|                 | BRUSHY BAYOU DESIGN & CONSTRUCTION             | \$ 100,000   |                     |
|                 |  |              |                     |
|                 | <b>PARKS/ABLC TOTAL:</b>                       |              | <b>\$ 3,650,000</b> |
|                 |  |              |                     |
| PUB WRKS        | SOLAR LIGHTS                                   | \$ 100,000   |                     |
|                 | ANNUAL SIDEWALK PROJECTS                       | \$ 100,000   |                     |
|                 |  |              |                     |
|                 |  |              |                     |
|                 | <b>UTILITY FUND</b>                            |              |                     |
| UTILITY         | FIRE HYDRANT REPLACEMENTS                      | \$ 25,000    |                     |
|                 | WATER LINE PROJECT                             | \$ 50,000    |                     |
|                 | SEWER LINE PROJECT                             | \$ 50,000    |                     |
|                 | SANITARY SEWER (HERITAGE OAKS)                 | \$ 300,000   |                     |
|                 |  |              |                     |
|                 | <b>UTILITY FUND TOTAL:</b>                     |              | <b>\$ 425,000</b>   |
|                 |  |              |                     |
|                 | <b>TOTAL CIP EXPENSES FOR FY 25</b>            |              | <b>\$ 5,088,992</b> |

| DEPARTMENT      | PROJECT NAME                                   | FY 25-26             | DEPT TOTALS          |
|-----------------|--|----------------------|----------------------|
|                 | <b>General Fund</b>                            |                      | <b>\$ 14,751,537</b> |
| POLICE          | APD 4 PATROL CAR REPLACEMENT                   | \$ 206,537           |                      |
|                 | APD/MUNICIPAL COURT BUILDING CONSTRUCTION      | \$ 5,000,000         |                      |
|                 | <b>POLICE DEPT TOTAL:</b>                      | <b>\$ 5,206,537</b>  |                      |
| FIRE            | STATION 1 UPGRADE/EXTENSION                    | \$ 1,000,000         |                      |
|                 | ENGINE 2 REPLACEMENT                           | \$ 75,000            |                      |
|                 | REPLACE BRUSH 3                                | \$ 210,000           |                      |
|                 | FIRE DEPT RESCUE TRUCK REPLACEMENT             | \$ 760,000           |                      |
|                 | <b>FIRE DEPT TOTAL:</b>                        | <b>\$ 2,045,000</b>  |                      |
| ADMIN/NON-DEPT. | LIVABLE CENTER IMPROVEMENT PROJECTS            | \$ 500,000           |                      |
|                 | <b>ADMIN/NON -DEPT. TOTAL:</b>                 | <b>\$ 500,000</b>    |                      |
| PARKS/ABLC      | DICKEY & BATES PARK MASTER P,D, & CONSTRUCTION | \$ 3,000,000         |                      |
|                 | TRAILS MASTER PLAN, DESIGN & CONSTRUCTION      | \$ 2,000,000         |                      |
|                 | BG PECK DESIGN & CONSTRUCTION                  | \$ 1,000,000         |                      |
|                 | BRUSHY BAYOU DESIGN & CONSTRUCTION             | \$ 1,000,000         |                      |
|                 | <b>PARKS/ABLC TOTAL:</b>                       | <b>\$ 7,000,000</b>  |                      |
|                 | <b>Street Fund</b>                             |                      | <b>\$ 200,000</b>    |
| PUB WRKS        | SOLAR LIGHTS                                   | \$ 100,000           |                      |
|                 | ANNUAL SIDEWALK PROJECTS                       | \$ 100,000           |                      |
|                 | <b>Utility Fund</b>                            |                      | <b>\$ 200,000</b>    |
| UTILITY         | FIRE HYDRANT REPLACEMENTS                      | \$ 25,000            |                      |
|                 | WATER LINE PROJECT                             | \$ 50,000            |                      |
|                 | SEWER LINE PROJECT                             | \$ 50,000            |                      |
|                 | WATER TREATMENT MEMBRANE                       | \$ 150,000           |                      |
|                 | <b>UTILITY DEPT TOTAL:</b>                     | <b>\$ 275,000</b>    |                      |
|                 | <b>TOTAL CIP EXPENSES FOR FY 26</b>            | <b>\$ 15,226,537</b> |                      |

| <u>DEPARTMENT</u> | <u>PROJECT NAME</u>                                  | <u>FUTURE YEARS</u>                   | <u>DEPT TOTALS</u>   |
|-------------------|--|---------------------------------------|----------------------|
|                   | <b>General Fund</b>                                  |                                       | \$ <b>11,650,000</b> |
| <b>PARKS/ABLC</b> | REC CENTER EXPANSION CONCEPT, DESIGN, & CONSTRUCTION | \$ 11,100,000                         |                      |
|                   | SKATE PARK DESIGN & CONSTRUCTION                     | \$ 550,000                            |                      |
|                   |  | <b>PARKS/ABLC TOTAL:</b>              | \$ <b>11,650,000</b> |
|                   |  | <b>FUTURE YEARS TTL CIP EXPENSES:</b> | \$ <b>11,650,000</b> |



## AGENDA ITEM SUMMARY FORM

---

**MEETING DATE:** 08/24/2021  
**PREPARED BY:** Chris Hill, Finance Director  
**AGENDA CONTENT:** Discuss Proposed Fiscal 2021-2022 Ad Valorem Tax Rate.  
**AGENDA ITEM SECTION:** Regular Agenda

---

**BUDGETED AMOUNT:** N/A                      **FUNDS REQUESTED:** N/A  
**FUND:** N/A

**EXECUTIVE SUMMARY:**

Discuss the Proposed Property No New Revenue Tax Rate with the Public.

**RECOMMENDATION:**

Staff recommends citizens provide any feedback on Proposed Property Tax Rate.

# NOTICE OF MEETING TO VOTE ON TAX RATE

Item 2.

A tax rate of \$0.633041 per \$100 valuation has been proposed by the governing body of CITY OF ANGLETON.

|                         |                      |
|-------------------------|----------------------|
| PROPOSED TAX RATE       | \$0.633041 per \$100 |
| NO-NEW-REVENUE TAX RATE | \$0.633041 per \$100 |
| VOTER-APPROVAL TAX RATE | \$0.661074 per \$100 |

The no-new-revenue tax rate is the tax rate for the 2021 tax year that will raise the same amount of property tax revenue for CITY OF ANGLETON from the same properties in both the 2020 tax year and the 2021 tax year.

The voter-approval rate is the highest tax rate that CITY OF ANGLETON may adopt without holding an election to seek voter approval of the rate.

The proposed tax rate is not greater than the no-new-revenue tax rate. This means that CITY OF ANGLETON is not proposing to increase property taxes for the 2021 tax year.

A PUBLIC MEETING TO VOTE ON THE PROPOSED TAX RATE WILL BE HELD ON August 24, 2021 AT 5:30PM AT City Council Chambers 120 S. Chenango Street, Angleton, TX 77515.

The proposed tax rate is also not greater than the voter-approval tax rate. As a result, CITY OF ANGLETON is not required to hold an election at which voters may accept or reject the proposed tax rate. However, you may express your support for or opposition to the proposed tax rate by contacting the members of the Tax Assessor-Collector of CITY OF ANGLETON at their offices or by attending the public meeting mentioned above.

YOUR TAXES OWED UNDER ANY OF THE RATES MENTIONED ABOVE CAN BE CALCULATED  
AS FOLLOWS:

$$\text{Property tax amount} = (\text{tax rate}) \times (\text{taxable value of your property}) / 100$$

|                          |   |   |
|--------------------------|---|---|
| <b>FOR the proposal:</b> | Mayor Jason Perez<br>Cecil Booth<br>Mikey Svoboda | Mayor Pro-Tem John Wright<br>Mark Gongora |
|--------------------------|---|---|

**AGAINST the proposal:**

**PRESENT** and not voting:

**ABSENT:** Travis Townsend

The 86th Texas Legislature modified the manner in which the voter-approval tax rate is calculated to limit the rate of growth of property taxes in the state.

The following table compares the taxes imposed on the average residence homestead by CITY OF ANGLETON last year to the taxes proposed to be imposed on the average residence homestead by CITY OF ANGLETON this year.

|                            | 2020       | 2021       | Change                      |
|----------------------------|------------|------------|-----------------------------|
| <b>Total tax rate (per</b> | \$0.665144 | \$0.633041 | decrease of \$-0.032103, or |

|   |             |             |                                      |                |
|---|-------------|-------------|--------------------------------------|----------------|
| <b>\$100 of value)</b>                  |             |             | -4.83%                               | <i>Item 2.</i> |
| <b>Average homestead taxable value</b>  | \$1,574,582 | \$157,880   | decrease of \$-1,416,702, or -89.97% |                |
| <b>Tax on average homestead</b>         | \$10,473.24 | \$999.45    | decrease of \$-9,473.79, or -90.46%  |                |
| <b>Total tax levy on all properties</b> | \$7,448,440 | \$7,572,901 | increase of \$124,461, or 1.67%      |                |

---

For assistance with tax calculations, please contact the tax assessor for CITY OF ANGLETON at 979-864-1320 or [taxoffice@brazoria-county.com](mailto:taxoffice@brazoria-county.com), or visit [www.brazoriacountytx.gov/departments/tax-office](http://www.brazoriacountytx.gov/departments/tax-office) for more information.

# 2021 Tax Rate Calculation Worksheet

Date: 08/03/2021 11:41 AM Item 2.

## Taxing Units Other Than School Districts or Water Districts

### CITY OF ANGLETON

**979-849-4364**

Taxing Unit Name

Phone (area code and number)

**121 S Velasco, Angleton, TX 77515**

**www.angleton.tx.us**

Taxing Unit's Address, City, State, ZIP Code

Taxing Unit's Website Address

**GENERAL INFORMATION:** Tax Code Section 26.04(c) requires an officer or employee designated by the governing body to calculate the No-New-Revenue (NNR) tax rate and Voter-Approval tax rate for the taxing unit. These tax rates are expressed in dollars per \$100 of taxable value calculated. The calculation process starts after the chief appraiser delivers to the taxing unit the certified appraisal roll and the estimated values of properties under protest. The designated officer or employee shall certify that the officer or employee has accurately calculated the tax rates and used values shown for the certified appraisal roll or certified estimate. The officer or employee submits the rates to the governing body by Aug. 7 or as soon thereafter as practicable.

School districts do not use this form, but instead use Comptroller Form 50-859 *Tax Rate Calculation Worksheet, School Districts without Chapter 313 Agreements* or Comptroller Form 50-884 *Tax Rate Calculation Worksheet, School District with Chapter 313 Agreements*.

Water districts as defined under Water Code Section 49.001(1) do not use this form, but instead use Comptroller Form 50-858 *Water District Voter-Approval Tax Rate Worksheet for Low Tax Rate and Developing Districts* or Comptroller Form 50-860 *Developed Water District Voter-Approval Tax Rate Worksheet*.

The Comptroller's office provides this worksheet to assist taxing units in determining tax rates. The information provided in this worksheet is offered as technical assistance and not legal advice. Taxing units should consult legal counsel for interpretations of law regarding tax rate preparation and adoption.

### SECTION 1: No-New-Revenue Tax Rate

The NNR tax rate enables the public to evaluate the relationship between taxes for the prior year and for the current year based on a tax rate that would produce the same amount of taxes (no new taxes) if applied to the same properties that are taxed in both years. When appraisal values increase, the NNR tax rate should decrease.

The NNR tax rate for a county is the sum of the NNR tax rates calculated for each type of tax the county levies.

While uncommon, it is possible for a taxing unit to provide an exemption for only maintenance and operations taxes. In this case, the taxing unit will need to calculate the NNR tax rate separately for the maintenance and operations tax and the debt tax, then add the two components together.

| No-New-Revenue Tax Rate Worksheet   | Amount/Rate      |
|---|------------------|
| <b>1. 2020 total taxable value.</b> Enter the amount of 2020 taxable value on the 2020 tax roll today. Include any adjustments since last year's certification; exclude Tax Code Section 25.25(d) one-fourth and one-third over-appraisal corrections from these adjustments. Exclude any property value subject to an appeal under Chapter 42 as of July 25 (will add undisputed value in Line 6). This total includes the taxable value of homesteads with tax ceilings (will deduct in Line 2) and the captured value for tax increment financing (adjustment is made by deducting TIF taxes, as reflected in Line 17). <sup>1</sup> | \$1,119,593,924  |
| <b>2. 2020 tax ceilings.</b> Counties, cities and junior college districts. Enter 2020 total taxable value of homesteads with tax ceilings. These include the homesteads of homeowners age 65 or older or disabled. Other taxing units enter 0. If your taxing units adopted the tax ceiling provision in 2020 or a prior year for homeowners age 65 or older or disabled, use this step. <sup>2</sup>  | \$0              |
| <b>3. Preliminary 2020 adjusted taxable value.</b> Subtract Line 2 from Line 1.   | \$1,119,593,924  |
| <b>4. 2020 total adopted tax rate.</b>  | \$0.665144/\$100 |
| <b>5. 2020 taxable value lost because court appeals of ARB decisions reduced 2020 appraised value.</b><br><b>A. Original 2020 ARB values:</b>   | \$23,001         |

|  |                 |         |
|--|-----------------|---------|
| B. <b>2020 values resulting from final court decisions:</b>  | \$20,547,590    | Item 2. |
| C. <b>2020 value loss.</b> Subtract B from A. <sup>3</sup>   | \$2,453,951     |         |
| <b>6. 2020 taxable value subject to an appeal under Chapter 42, as of July 25.</b>   |                 |         |
| A. <b>2020 ARB certified value:</b>  | \$0             |         |
| B. <b>2020 disputed value:</b>   | \$0             |         |
| C. <b>2020 undisputed value.</b> Subtract B from A. <sup>4</sup>   | \$0             |         |
| <b>7. 2020 Chapter 42 related adjusted values</b> Add Line 5C and Line 6C.   | \$2,453,951     |         |
| <b>8. 2020 taxable value, adjusted for actual and potential court-ordered adjustments.</b><br>Add Line 3 and Line 7.   | \$1,122,047,875 |         |
| <b>9. 2020 taxable value of property in territory the taxing unit deannexed after Jan. 1, 2020.</b> Enter the 2020 value of property in deannexed territory. <sup>5</sup>  | \$0             |         |
| <b>10. 2020 taxable value lost because property first qualified for an exemption in 2021.</b> If the taxing unit increased an original exemption, use the difference between the original exempted amount and the increased exempted amount. Do not include value lost due to freeport, goods-in-transit, temporary disaster exemptions. Note that lowering the amount or percentage of an existing exemption in 2021 does not create a new exemption or reduce taxable value. |                 |         |
| A. <b>Absolute exemptions.</b> Use 2020 market value:  | \$684,910       |         |
| B. <b>Partial exemptions.</b> 2021 exemption amount or 2021 percentage exemption times 2020 value:   | \$6,260,815     |         |
| C. <b>Value loss.</b> Add A and B. <sup>5</sup>  | \$6,945,725     |         |
| <b>11. 2020 taxable value lost because property first qualified for agricultural appraisal (1-d or 1-d-1), timber appraisal, recreational/scenic appraisal or public access airport special appraisal in 2021.</b> Use only properties that qualified in 2021 for the first time; do not use properties that qualified in 2020.  |                 |         |
| A. <b>2020 market value:</b>   | \$98,515        |         |
| B. <b>2021 productivity or special appraised value:</b>  | \$3,990         |         |
| C. <b>Value loss.</b> Subtract B from A. <sup>7</sup>  | \$94,525        |         |
| <b>12. Total adjustments for lost value.</b> Add lines 9, 10C and 11C.   | \$7,040,250     |         |
| <b>13. 2020 captured value of property in a TIF.</b> Enter the total value of 2020 captured appraised value of property taxable by a taxing unit in a tax increment financing zone for which 2020 taxes were deposited into the tax increment fund. <sup>8</sup> If the taxing unit has no captured appraised value in line 18D, enter 0.  | \$2,970,840     |         |
| <b>14. 2020 total value.</b> Subtract Line 12 and Line 13 from Line 8.   | \$1,112,036,785 |         |
| <b>15. Adjusted 2020 total levy.</b> Multiply Line 4 by Line 14 and divide by \$100.   | \$7,396,645     |         |
| <b>16. Taxes refunded for years preceding tax year 2020.</b> Enter the amount of taxes refunded  | \$4             | 229     |

|  |                 |
|--|-----------------|
| by the taxing unit for tax years preceding tax year 2020. Types of refunds include court decisions, Tax Code Section 25.25(b) and (c) corrections and Tax Code Section 31.11 payment errors. Do not include refunds for tax year 2020. This line applies only to tax years preceding tax year 2020. <sup>8</sup>   | Item 2.         |
| <b>17. Adjusted 2020 levy with refunds and TIF adjustment.</b> Add Lines 15 and 16. <sup>10</sup>  | \$7,401,612     |
| <p><b>18. Total 2021 taxable value on the 2021 certified appraisal roll today.</b> This value includes only certified values or certified estimate of values and includes the total taxable value of homesteads with tax ceilings (will deduct in Line 20). These homesteads include homeowners age 65 or older or disabled.<sup>11</sup></p> <p><b>A. Certified values:</b> <span style="float: right;">\$1,125,679,845</span></p> <p><b>B. Counties:</b> Include railroad rolling stock values certified by the Comptroller's office: <span style="float: right;">\$0</span></p> <p><b>C. Pollution control and energy storage system exemption:</b> Deduct the value of property exempted for the current tax year for the first time as pollution control or energy storage system property: <span style="float: right;">\$0</span></p> <p><b>D. Tax increment financing:</b> Deduct the 2021 captured appraised value of property taxable by a taxing unit in a tax increment financing zone for which the 2021 taxes will be deposited into the tax increment fund. Do not include any new property value that will be included in Line 23 below.<sup>12</sup> <span style="float: right;">\$3,081,010</span></p> <p><b>E. Total 2021 value.</b> Add A and B, then subtract C and D. <span style="float: right;">\$1,122,598,835</span></p>  |                 |
| <p><b>19. Total value of properties under protest or not included on certified appraisal roll.</b><sup>13</sup></p> <p><b>A. 2021 taxable value of properties under protest.</b> The chief appraiser certifies a list of properties still under ARB protest. The list shows the appraisal district's value and the taxpayer's claimed value, if any, or an estimate of the value if the taxpayer wins. For each of the properties under protest, use the lowest of these values. Enter the total value under protest.<sup>14</sup> <span style="float: right;">\$73,674,513</span></p> <p><b>B. 2021 value of properties not under protest or included on certified appraisal roll.</b> The chief appraiser gives taxing units a list of those taxable properties that the chief appraiser knows about, but are not included in the appraisal roll certification. These properties also are not on the list of properties that are still under protest. On this list of properties, the chief appraiser includes the market value, appraised value and exemptions for the preceding year and a reasonable estimate of the market value, appraised value and exemptions for the current year. Use the lower market, appraised or taxable value (as appropriate). Enter the total value of property not on the certified roll.<sup>15</sup> <span style="float: right;">\$0</span></p> <p><b>C. Total value under protest or not certified:</b> Add A and B. <span style="float: right;">\$73,674,513</span></p> |                 |
| <b>20. 2021 tax ceilings.</b> Counties, cities and junior colleges enter 2021 total taxable value of homesteads with tax ceilings. These include the homesteads of homeowners age 65 or older or disabled. Other taxing units enter 0. If your taxing units adopted the tax ceiling provision in 2020 or a prior year for homeowners age 65 or older or disabled, use this step. <sup>16</sup>   | \$0             |
| <b>21. 2021 total taxable value.</b> Add Lines 18E and 19C. Subtract Line 20. <sup>17</sup>  | \$1,196,273,348 |

|   |  |
|---|--|
| <b>22. Total 2021 taxable value of properties in territory annexed after Jan. 1, 2020.</b> Include both real and personal property. Enter the 2021 value of property in territory annexed. <sup>18</sup>  | <div style="border: 1px solid black; padding: 2px; text-align: right;">Item 2.</div> |
| <b>23. Total 2021 taxable value of new improvements and new personal property located in new improvements.</b> New means the item was not on the appraisal roll in 2020. An improvement is a building, structure, fixture or fence erected on or affixed to land. New additions to existing improvements may be included if the appraised value can be determined. New personal property in a new improvement must have been brought into the taxing unit after Jan. 1, 2020, and be located in a new improvement. New improvements <b>do</b> include property on which a tax abatement agreement has expired for 2021. <sup>19</sup> | \$27,058,198   |
| <b>24. Total adjustments to the 2021 taxable value.</b> Add Lines 22 and 23.  | \$27,058,198   |
| <b>25. Adjusted 2021 taxable value.</b> Subtract Line 24 from Line 21.  | \$1,169,215,150  |
| <b>26. 2021 NNR tax rate.</b> Divide Line 17 by Line 25 and multiply by \$100. <sup>20</sup>  | \$0.633041/\$100   |
| <b>27. COUNTIES ONLY.</b> Add together the NNR tax rates for each type of tax the county levies. The total is the 2021 county NNR tax rate. <sup>21</sup>   |  |

<sup>1</sup>Tex. Tax Code Section 26.012(14)

<sup>2</sup>Tex. Tax Code Section 26.012(14)

<sup>3</sup>Tex. Tax Code Section 26.012(13)

<sup>4</sup>Tex. Tax Code Section 26.012(13)

<sup>5</sup>Tex. Tax Code Section 26.012(15)

<sup>6</sup>Tex. Tax Code Section 26.012(15)

<sup>7</sup>Tex. Tax Code Section 26.012(15)

<sup>8</sup>Tex. Tax Code Section 26.03(c)

<sup>9</sup>Tex. Tax Code Section 26.012(13)

<sup>10</sup>Tex. Tax Code Section 26.012(13)

<sup>11</sup>Tex. Tax Code Section 26.012,26.04(c-2)

<sup>12</sup>Tex. Tax Code Section 26.03(c)

<sup>13</sup>Tex. Tax Code Section 26.01(c) and (d)

<sup>14</sup>Tex. Tax Code Section 26.01(c)

<sup>15</sup>Tex. Tax Code Section 26.01(d)

<sup>16</sup>Tex. Tax Code Section 26.012(6)(b)

<sup>17</sup>Tex. Tax Code Section 26.012(6)

<sup>18</sup>Tex. Tax Code Section 26.012(17)

<sup>19</sup>Tex. Tax Code Section 26.012(17)

<sup>20</sup>Tex. Tax Code Section 26.04(c)

<sup>21</sup>Tex. Tax Code Section 26.04(d)

<sup>22</sup>Reserved for expansion

<sup>23</sup>Tex. Tax Code Section 26.044

<sup>24</sup>Tex. Tax Code Section 26.0441

**SECTION 2: Voter-Approval Tax Rate**

Item 2.

The voter-approval tax rate is the highest tax rate that a taxing unit may adopt without holding an election to seek voter approval of the rate. The voter-approval tax rate is split into two separate rates:

1. **Maintenance and Operations (M&O) Tax Rate:** The M&O portion is the tax rate that is needed to raise the same amount of taxes that the taxing unit levied in the prior year plus the applicable percentage allowed by law. This rate accounts for such things as salaries, utilities and day-to-day operations
2. **Debt Rate:** The debt rate includes the debt service necessary to pay the taxing unit's debt payments in the coming year. This rate accounts for principal and interest on bonds and other debt secured by property tax revenue.

The Voter-Approval tax rate for a county is the sum of the Voter-Approval tax rates calculated for each type of tax the county levies. In most cases the Voter-Approval tax rate exceeds the No-New-Revenue tax rate, but occasionally decreases in a taxing unit's debt service will cause the NNR tax rate to be higher than the voter-approval tax rate.

| <b>Voter-Approval Tax Rate Worksheet</b>   | <b>Amount/Rate</b> |
|--|--------------------|
| <b>28. 2020 M&amp;O tax rate.</b> Enter the 2020 M&O tax rate.   | \$0.581479/\$100   |
| <b>29. 2020 taxable value, adjusted for actual and potential court-ordered adjustments.</b><br>Enter the amount in Line 8 of the <i>No-New-Revenue Tax Rate Worksheet</i> .  | \$1,122,047,875    |
| <b>30. Total 2020 M&amp;O levy.</b> Multiply Line 28 by Line 29 and divide by \$100.   | \$6,524,472        |
| <b>31. Adjusted 2020 levy for calculating NNR M&amp;O rate.</b>  |                    |
| <b>A. M&amp;O taxes refunded for years preceding tax year 2020</b> Enter the amount of M&O taxes refunded in the preceding year for taxes before that year. Types of refunds include court decisions, Tax Code Section 25.25(b) and (c) corrections and Tax Code Section 31.11 payment errors. Do not include refunds for tax year 2020. This line applies only to tax years preceding tax year 2020.  | \$4,258            |
| <b>B. 2020 taxes in TIF</b> Enter the amount of taxes paid into the tax increment fund for a reinvestment zone as agreed by the taxing unit. If the taxing unit has no 2021 captured appraised value in Line 18D, enter 0.   | \$17,301           |
| <b>C. 2020 transferred function.</b> If discontinuing all of a department, function or activity and transferring it to another taxing unit by written contract, enter the amount spent by the taxing unit discontinuing the function in the 12 months preceding the month of this calculation. If the taxing unit did not operate this function for this 12-month period, use the amount spent in the last full fiscal year in which the taxing unit operated the function. The taxing unit discontinuing the function will subtract this amount in D below. The taxing unit receiving the function will add this amount in D below. Other taxing units enter 0. | \$0                |
| <b>D. 2020 M&amp;O levy adjustments.</b> Subtract B from A. For taxing unit with C, subtract if discontinuing function and add if receiving function.  | \$-13,043          |
| <b>E. Add Line 30 to 31D.</b>  | \$6,511,429        |
| <b>32. Adjusted 2021 taxable value.</b> Enter the amount in Line 25 of the <i>No-New-Revenue Tax Rate Worksheet</i> .  | \$1,169,215,150    |
| <b>33. 2021 NNR M&amp;O rate (unadjusted).</b> Divide Line 31E by Line 32 and multiply by \$100.   | \$0.556905/\$100   |
| <b>34. Rate adjustment for state criminal justice mandate.<sup>23</sup></b>  |                    |
| <b>A. 2021 state criminal justice mandate:</b> Enter the amount spent by a county in the previous 12 months providing for the maintenance and operation cost of keeping inmates in county-paid facilities after they have been sentenced. Do not include any state reimbursement received by the county for the same purpose.  | \$0                |

|   |  |
|---|--|
| <p><b>B. 2020 state criminal justice mandate:</b> Enter the amount spent by a county in the 12 months prior to the previous 12 months providing for the maintenance and operation cost of keeping inmates in county-paid facilities after they have been sentenced. Do not include any state reimbursement received by the county for the same purpose. Enter zero if this is the first time the mandate applies.</p> <p><b>C.</b> Subtract B from A and divide by Line 32 and multiply by \$100.</p> <p><b>D.</b> Enter the rate calculated in C. If not applicable, enter 0.</p>  | <div style="border: 1px solid black; padding: 2px; text-align: center; width: fit-content; margin: 0 auto;">Item 2.</div><br><br><br><br><br><p style="text-align: right;">\$0.000000/\$100</p> <p style="text-align: right;">\$0.000000/\$100</p> |
| <p><b>35. Rate adjustment for indigent health care expenditures.<sup>24</sup></b></p> <p><b>A. 2021 indigent health care expenditures:</b> Enter the amount paid by a taxing unit providing for the maintenance and operation cost of providing indigent health care for the period beginning on July 1, 2020 and ending on June 30, 2021, less any state assistance received for the same purpose.</p> <p><b>B. 2020 indigent health care expenditures:</b> Enter the amount paid by a taxing unit providing for the maintenance and operation cost of providing indigent health care for the period beginning on July 1, 2019 and ending on June 30, 2020, less any state assistance received for the same purpose.</p> <p><b>C.</b> Subtract B from A and divide by Line 32 and multiply by \$100.</p> <p><b>D.</b> Enter the rate calculated in C. If not applicable, enter 0.</p>  | <p style="text-align: right;">\$0</p> <p style="text-align: right;">\$0</p> <p style="text-align: right;">\$0.000000/\$100</p> <p style="text-align: right;">\$0.000000/\$100</p>  |
| <p><b>36. Rate adjustment for county indigent defense compensation.<sup>25</sup></b></p> <p><b>A. 2021 indigent defense compensation expenditures:</b> Enter the amount paid by a county to provide appointed counsel for indigent individuals for the period beginning on July 1, 2020 and ending on June 30, 2021, less any state grants received by the county for the same purpose.</p> <p><b>B. 2020 indigent defense compensation expenditures:</b> Enter the amount paid by a county to provide appointed counsel for indigent individuals for the period beginning on July 1, 2019 and ending on June 30, 2020, less any state grants received by the county for the same purpose.</p> <p><b>C.</b> Subtract B from A and divide by Line 32 and multiply by \$100.</p> <p><b>D.</b> Multiply B by 0.05 and divide by Line 32 and multiply by \$100.</p> <p><b>E.</b> Enter the lessor of C and D. If not applicable, enter 0.</p> | <p style="text-align: right;">\$0</p> <p style="text-align: right;">\$0</p> <p style="text-align: right;">\$0.000000/\$100</p> <p style="text-align: right;">\$0.000000/\$100</p> <p style="text-align: right;">\$0.000000/\$100</p>               |
| <p><b>37. Rate adjustment for county hospital expenditures.<sup>26</sup></b></p> <p><b>A. 2021 eligible county hospital expenditures:</b> Enter the amount paid by the county or municipality to maintain and operate an eligible county hospital for the period beginning on July 1, 2020 and ending on June 30, 2021.</p> <p><b>B. 2020 eligible county hospital expenditures:</b> Enter the amount paid by the county or municipality to maintain and operate an eligible county hospital for the period beginning on July 1, 2019 and ending on June 30, 2020.</p>  | <p style="text-align: right;">\$0</p> <p style="text-align: right;">\$0</p>  |

|  |   |
|--|---|
| <p>C. Subtract B from A and divide by Line 32 and multiply by \$100.</p> <p>D. Multiply B by 0.08 and divide by Line 32 and multiply by \$100.</p> <p>E. Enter the lessor of C and D, if applicable. If not applicable, enter 0.</p>   | <p style="text-align: right;">Item 2.</p> <p>\$0.000000/\$100</p> <p>\$0.000000/\$100</p> <p>\$0.000000/\$100</p>   |
| <p><b>38. Rate adjustment for defunding municipality.</b> This adjustment only applies to a municipality that is considered to be a defunding municipality for the current tax year under Chapter 109, Local Government Code. Chapter 109, Local Government Code only applies to municipalities with a population of more than 250,000 and includes a written determination by the Office of the Governor. See Tax Code 26.0444 for more information.</p> <p><b>A. Amount appropriated for public safety in 2020.</b> Enter the amount of money appropriated for public safety in the budget adopted by the municipality for the preceding fiscal year</p> <p><b>B. Expenditures for public safety in 2020.</b> Enter the amount of money spent by the municipality for public safety during the preceding fiscal year.</p> <p>C. Subtract B from A and divide by Line 32 and multiply by \$100.</p> <p>D. Enter the rate calculated in C. If not applicable, enter 0.</p> | <p style="text-align: right;">\$0</p> <p style="text-align: right;">\$0</p> <p style="text-align: right;">\$0.000000/\$100</p> <p style="text-align: right;">\$0.000000/\$100</p> |
| <p><b>39. Adjusted 2021 NNR M&amp;O rate.</b> Add Lines 33, 34D, 35D, 36E, and 37E. Subtract Line 38D.</p>   | <p style="text-align: right;">\$0.556905/\$100</p>  |
| <p><b>40. Adjustment for 2020 sales tax specifically to reduce property values.</b> Cities, counties and hospital districts that collected and spent additional sales tax on M&amp;O expenses in 2020 should complete this line. These entities will deduct the sales tax gain rate for 2021 in Section 3. Other taxing units, enter zero.</p> <p><b>A.</b> Enter the amount of additional sales tax collected and spent on M&amp;O expenses in 2020, if any. Counties must exclude any amount that was spent for economic development grants from the amount of sales tax spent.</p> <p><b>B.</b> Divide Line 40A by Line 32 and multiply by \$100.</p> <p><b>C.</b> Add Line 40B to Line 39.</p>   | <p style="text-align: right;">\$0</p> <p style="text-align: right;">\$0.000000</p> <p style="text-align: right;">\$0.556905</p>   |
| <p><b>41. 2021 voter-approval M&amp;O rate.</b> Enter the rate as calculated by the appropriate scenario below.</p> <p><b>Special Taxing Unit.</b> If the taxing unit qualifies as a special taxing unit, multiply Line 40C by 1.08.</p> <p>- or -</p> <p><b>Other Taxing Unit.</b> If the taxing unit does not qualify as a special taxing unit, multiply Line 40C by 1.035.</p>  | <p style="text-align: right;">\$0.576396/\$100</p>  |
| <p><b>D41. Disaster Line 41 (D41): 2021 voter-approval M&amp;O rate for taxing unit affected by disaster declaration.</b> If the taxing unit is located in an area declared a disaster area and at least one person is granted an exemption under Tax Code Section 11.35 for property located in the taxing unit, the governing body may direct the person calculating the voter-approval</p>  | <p style="text-align: right;">\$0.000000/\$100</p>  |

|   |  |
|---|--|
| <p>tax rate to calculate in the manner provided for a special taxing unit. The taxing unit shall continue to calculate the voter-approval tax rate in this manner until the earlier of</p> <ol style="list-style-type: none"> <li>1. the first year in which total taxable value on the certified appraisal roll exceeds the total taxable value of the tax year in which the disaster occurred, or</li> <li>2. the third tax year after the tax year in which the disaster occurred.</li> </ol> <p>If the taxing unit qualifies under this scenario, multiply Line 40C by 1.08.<sup>27</sup> If the taxing unit does not qualify, do not complete Disaster Line 41 (Line D41).</p>   | <div style="border: 1px solid black; padding: 2px; width: fit-content; margin-left: auto;">Item 2.</div> |
| <p><b>42. Total 2021 debt to be paid with property taxes and additional sales tax revenue.</b><br/>Debt means the interest and principal that will be paid on debts that:</p> <ol style="list-style-type: none"> <li>(1) are paid by property taxes,</li> <li>(2) are secured by property taxes,</li> <li>(3) are scheduled for payment over a period longer than one year and</li> <li>(4) are not classified in the taxing unit's budget as M&amp;O expenses</li> </ol> <p>A. <b>Debt</b> also includes contractual payments to other taxing units that have incurred debts on behalf of this taxing unit, if those debts meet the four conditions above. Include only amounts that will be paid from property tax revenue. Do not include appraisal district budget payments. If the governing body of a taxing unit authorized or agreed to authorize a bond, warrant, certificate of obligation, or other evidence of indebtedness on or after Sept. 1, 2021, verify if it meets the amended definition of debt before including it here.<sup>28</sup><br/>Enter debt amount.</p> <p>B. Subtract <b>unencumbered fund amount</b> used to reduce total debt.</p> <p>C. Subtract <b>certified amount spent from sales tax to reduce debt</b> (enter zero if none)</p> <p>D. Subtract <b>amount paid</b> from other resources.</p> <p>E. <b>Adjusted debt.</b> Subtract B, C, and D from A.</p> | <p>\$913,387</p> <p>\$0</p> <p>\$0</p> <p>\$0</p> <p>\$913,387</p>                                       |
| <p><b>43. Certified 2020 excess debt collections.</b> Enter the amount certified by the collector.<sup>28</sup></p>   | <p>\$0</p>   |
| <p><b>44. Adjusted 2021 debt.</b> Subtract Line 43 from Line 42E.</p>   | <p>\$913,387</p>   |
| <p><b>45. 2021 anticipated collection rate.</b></p> <p>A. Enter the 2021 anticipated collection rate certified by the collector:<sup>29</sup></p> <p>B. Enter the 2020 actual collection rate</p> <p>C. Enter the 2019 actual collection rate</p> <p>D. Enter the 2018 actual collection rate</p> <p>E. If the anticipated collection rate in A is lower than actual collection rates in B, C and D, enter the lowest collection rate from B, C and D. If the anticipated rate in A is higher than at least one of the rates in the prior three years, enter the rate from A. Note that the rate can be greater than 100%.<sup>31</sup></p>   | <p>103.38%</p> <p>110.97%</p> <p>103.69%</p> <p>103.38%</p> <p>103.38%</p>                               |
| <p><b>46. 2021 debt adjusted for collections.</b> Divide Line 44 by Line 45E</p>  | <p>\$883,523</p>   |
| <p><b>47. 2021 total taxable value.</b> Enter the amount on Line 21 of the <i>No-New-Revenue Tax Rate Worksheet</i>.</p>  | <p>\$1,196,273,348</p>   |
| <p><b>48. 2021 debt tax rate.</b> Divide Line 46 by Line 47 and multiply by \$100.</p>  | <p>\$0.073856/</p>   |

|  |                  |         |
|--|------------------|---------|
| <b>49. 2021 voter-approval tax rate.</b> Add Lines 41 and 48.  | \$0.65025        | Item 2. |
| <b>D49. Disaster Line 49 (D49): 2021 voter-approval tax rate for taxing unit affected by disaster declaration.</b> Complete this line if the taxing unit calculated the voter-approval tax rate in the manner provided for a special taxing unit on Line D41. Add Line D41 and 48. | \$0.000000/\$100 |         |
| <b>50. COUNTIES ONLY.</b> Add together the voter-approval tax rates for each type of tax the county levies. The total is the 2021 county voter-approval tax rate.  |                  |         |

<sup>23</sup>Tex. Tax Code Section 26.044

<sup>24</sup>Tex. Tax Code Section 26.0441

<sup>25</sup>Tex. Tax Code Section 26.0442

<sup>26</sup>Tex. Tax Code Section 26.0443

<sup>27</sup>Tex. Tax Code Section 26.042(a)

<sup>28</sup>Tex. Tax Code Section 26.012(7)

<sup>29</sup>Tex. Tax Code Section 26.012(10) and 26.04(b)

<sup>30</sup>Tex. Tax Code Section 26.04(b)

<sup>31</sup>Tex. Tax Code Section 26.04(h),(h-1) and (h-2)

**SECTION 3: NNR Tax Rate and Voter-Approval Tax Rate Adjustments for Additional Sales Tax to Reduce Property Taxes** Item 2.

Cities, counties and hospital districts may levy a sales tax specifically to reduce property taxes. Local voters by election must approve imposing or abolishing the additional sales tax. If approved, the taxing unit must reduce its NNR and voter-approval tax rates to offset the expected sales tax revenue.

This section should only be completed by a county, city or hospital district that is required to adjust its NNR tax rate and/or voter-approval tax rate because it adopted the additional sales tax.

| Additional Sales and Use Tax Worksheet  | Amount/Rate      |
|---|------------------|
| <p><b>51. Taxable Sales.</b> For taxing units that adopted the sales tax in November 2020 or May 2021, enter the Comptroller's estimate of taxable sales for the previous four quarters.<sup>20</sup> Estimates of taxable sales may be obtained through the Comptroller's Allocation Historical Summary webpage. Taxing units that adopted the sales tax before November 2020, enter 0.</p>  | \$0              |
| <p><b>52. Estimated sales tax revenue.</b> Counties exclude any amount that is or will be spent for economic development grants from the amount of estimated sales tax revenue.<sup>33</sup></p> <p><b>Taxing units that adopted the sales tax in November 2020 or in May 2021.</b> Multiply the amount on Line 51 by the sales tax rate (.01, .005 or .0025, as applicable) and multiply the result by .95.<sup>34</sup></p> <p style="text-align: center;">- or -</p> <p><b>Taxing units that adopted the sales tax before November 2020.</b> Enter the sales tax revenue for the previous four quarters. Do not multiply by .95.</p> | \$0              |
| <p><b>53. 2021 total taxable value.</b> Enter the amount from Line 21 of the <i>No-New-Revenue Tax Rate Worksheet</i>.</p>  | \$1,196,273,348  |
| <p><b>54. Sales tax adjustment rate.</b> Divide Line 52 by Line 53 and multiply by \$100.</p>   | \$0.000000/\$100 |
| <p><b>55. 2021 NNR tax rate, unadjusted for sales tax.</b><sup>35</sup> Enter the rate from Line 26 or 27, as applicable, on the <i>No-New-Revenue Tax Rate Worksheet</i>.</p>  | \$0.633041/\$100 |
| <p><b>56. 2021 NNR tax rate, adjusted for sales tax.</b></p> <p><b>Taxing units that adopted the sales tax in November 2020 or in May 2021.</b> Subtract Line 54 from Line 55. Skip to Line 57 if you adopted the additional sales tax before November 2020.</p>  | \$0.633041/\$100 |
| <p><b>57. 2021 voter-approval tax rate, unadjusted for sales tax.</b><sup>36</sup> Enter the rate from Line 49, Line D49 (disaster), or Line 50 (counties), as applicable, of the <i>Voter-Approval Tax Rate Worksheet</i>.</p>   | \$0.650252/\$100 |
| <p><b>58. 2021 voter-approval tax rate, adjusted for sales tax.</b> Subtract Line 54 from Line 57.</p>  | \$0.650252/\$100 |

<sup>31</sup>Reserved for expansion

<sup>34</sup>Tex. Tax Code Section 26.041(d)

<sup>32</sup>Tex. Tax Code Section 26.041(d)

<sup>35</sup>Tex. Tax Code Section 26.04(c)

<sup>33</sup>Tex. Tax Code Section 26.041(i)

<sup>36</sup>Tex. Tax Code Section 26.04(c)

**SECTION 4: Voter-Approval Tax Rate Adjustment for Pollution Control**

Item 2.

A taxing unit may raise its rate for M&O funds used to pay for a facility, device or method for the control of air, water or land pollution. This includes any land, structure, building, installation, excavation, machinery, equipment or device that is used, constructed, acquired or installed wholly or partly to meet or exceed pollution control requirements. The taxing unit's expenses are those necessary to meet the requirements of a permit issued by the Texas Commission on Environmental Quality (TCEQ). The taxing unit must provide the tax assessor with a copy of the TCEQ letter of determination that states the portion of the cost of the installation for pollution control.

This section should only be completed by a taxing unit that uses M&O funds to pay for a facility, device or method for the control of air, water or land pollution.

| <b>Voter-Approval Protection for Pollution Control Worksheet</b>  | <b>Amount/Rate</b> |
|---|--------------------|
| <b>59. Certified expenses from the Texas Commission on Environmental Quality (TCEQ).</b><br>Enter the amount certified in the determination letter from TCEQ. <sup>37</sup> The taxing unit shall provide its tax assessor-collector with a copy of the letter. <sup>38</sup> | \$0                |
| <b>60. 2021 total taxable value.</b> Enter the amount from Line 21 of the <i>No-New-Revenue Tax Rate Worksheet</i> .  | \$1,196,273,348    |
| <b>61. Additional rate for pollution control.</b> Divide Line 59 by Line 60 and multiply by \$100.  | \$0.000000/\$100   |
| <b>62. 2021 voter-approval tax rate, adjusted for pollution control.</b> Add Line 61 to one of the following lines (as applicable): Line 49, Line D49 (disaster), Line 50 (counties) or Line 58 (taxing units with the additional sales tax).                                 | \$0.650252/\$100   |

<sup>37</sup>Tex. Tax Code Section 26.045(d)

<sup>38</sup>Tex. Tax Code Section 26.045(i)

**SECTION 5: Voter-Approval Tax Rate Adjustment for Unused Increment Rate**

Item 2.

The unused increment rate is the rate equal to the difference between the adopted tax rate and voter-approval tax rate before the unused increment rate for the prior three years.<sup>39</sup> In a year where a taxing unit adopts a rate by applying any portion of the unused increment rate, the unused increment rate for that year would be zero.

The difference between the adopted tax rate and voter-approval tax rate is considered zero in the following scenarios:

- a tax year before 2020; and<sup>40</sup>
- a tax year in which the municipality is a defunding municipality, as defined by Tax Code Section 26.0501(a);<sup>41</sup> or
- after Jan. 1, 2022, a tax year in which the comptroller determines that the county implemented a budget reduction or reallocation described by Local Government Code Section 120.002(a) without the required voter approval.<sup>42</sup>

This section should only be completed by a taxing unit that does not meet the definition of a special taxing unit.<sup>43</sup>

| <b>Unused Increment Rate Worksheet</b>  | <b>Amount/Rate</b> |
|---|--------------------|
| <b>63. 2020 unused increment rate.</b> Subtract the 2020 actual tax rate and the 2020 unused increment rate from the 2020 voter-approval tax rate. If the number is less than zero, enter zero. If the year is prior to 2020, enter zero.   | \$0.010822         |
| <b>64. 2019 unused increment rate.</b> Subtract the 2019 actual tax rate and the 2019 unused increment rate from the 2019 voter-approval tax rate. If the number is less than zero, enter zero. If the year is prior to 2020, enter zero  | \$0                |
| <b>65. 2018 unused increment rate.</b> Subtract the 2018 actual tax rate and the 2018 unused increment rate from the 2018 voter-approval tax rate. If the number is less than zero, enter zero. If the year is prior to 2020, enter zero.   | \$0.000000         |
| <b>66. 2021 unused increment rate.</b> Add Lines 63, 64 and 65.   | \$0.010822/\$100   |
| <b>67. 2021 voter-approval tax rate, adjusted for unused increment rate.</b> <sup>23</sup> Add Line 66 to one of the following lines (as applicable): Line 49, Line D49(disaster), Line 50 (counties), Line 58 (taxing units with the additional sales tax) or Line 62 (taxing units with pollution control). | \$0.661074/\$100   |

<sup>39</sup>Tex. Tax Code Section 26.013(a)

<sup>40</sup>Tex. Tax Code Section 26.013(c)

<sup>41</sup>Tex. Tax Code Section 26.0501(a) and (c)

<sup>42</sup>Tex. Tax Code Section Local Gov't Code Section 120.007(d), effective Jan. 1, 2022

<sup>43</sup>Tex. Tax Code Section 26.063(a)(1)

**SECTION 6: De Minimis Rate**

Item 2.

The de minimis rate is the rate equal to the sum of the no-new-revenue maintenance and operations rate, the rate that will raise \$500,000, and the current debt rate for a taxing unit.<sup>44</sup>

This section should only be completed by a taxing unit that is a municipality of less than 30,000 or a taxing unit that does not meet the definition of a special taxing unit.<sup>45</sup>

| <b>De Minimis Rate Worksheet</b>   | <b>Amount/Rate</b> |
|--|--------------------|
| <b>68. Adjusted 2021 NNR M&amp;O tax rate.</b> Enter the rate from Line 39 of the <i>Voter-Approval Tax Rate Worksheet</i> | \$0.556905/\$100   |
| <b>69. 2021 total taxable value.</b> Enter the amount on Line 21 of the <i>No-New-Revenue Tax Rate Worksheet</i> .         | \$1,196,273,348    |
| <b>70. Rate necessary to impose \$500,000 in taxes.</b> Divide \$500,000 by Line 69 and multiply by \$100.                 | \$0.041796         |
| <b>71. 2021 debt rate.</b> Enter the rate from Line 48 of the <i>Voter-Approval Tax Rate Worksheet</i> .                   | \$0.073856/\$100   |
| <b>72. De minimis rate.</b> <sup>23</sup> Add Lines 68, 70 and 71.   | \$0.672557/\$100   |

<sup>44</sup>Tex. Tax Code Section 26.012(8-a)

<sup>45</sup>Tex. Tax Code Section 26.063(a)(1)

**SECTION 7: Voter-Approval Tax Rate Adjustment for Emergency Revenue Rate**

Item 2.

In the tax year after the end of the disaster calculation time period detailed in Tax Code Section 26.042(a), a taxing unit that calculated its voter-approval tax rate in the manner provided for a special taxing unit due to a disaster must calculate its emergency revenue rate and reduce its voter-approval tax rate for that year.<sup>46</sup>

Similarly, if a taxing unit adopted a tax rate that exceeded its voter-approval tax rate, calculated normally, without holding an election to respond to a disaster, as allowed by Tax Code Section 26.042(d), in the prior year, it must also reduce its voter-approval tax rate for the current tax year<sup>47</sup>.

**NOTE: This section will not apply to any taxing units in 2021.** It is added to implement Senate Bill 1438 (87th Regular Session) and does not apply to a taxing unit that calculated its voter-approval tax rate in the manner provided for a special taxing unit due to a declared disaster in 2020, as provided for in the recently repealed Tax Code Sections 26.04(c-1) and 26.041(c-1).

In future tax years, this section will apply to a taxing unit other than a special taxing unit that:

- directed the designated officer or employee to calculate the voter-approval tax rate of the taxing unit in the manner provided for a special taxing unit in the prior year; and
- the current year is the first tax year in which the total taxable value of property taxable by the taxing unit as shown on the appraisal roll for the taxing unit submitted by the assessor for the taxing unit to the governing body exceeds the total taxable value of property taxable by the taxing unit on January 1 of the tax year in which the disaster occurred or the disaster occurred four years ago.

In future tax years, this section will also apply to a taxing unit in a disaster area that adopted a tax rate greater than its voter-approval tax rate without holding an election in the prior year.

Note: This section does not apply if a taxing unit is continuing to calculate its voter-approval tax rate in the manner provided for a special taxing unit because it is still within the disaster calculation time period detailed in Tax Code Section 26.042(a) because it has not met the conditions in Tax Code Section 26.042(a)(1) or (2).

| Emergency Revenue Rate Worksheet   | Amount/Rate |
|--|-------------|
| <p><b>73. 2020 adopted tax rate.</b> Enter the rate in Line 4 of the <i>No-New-Revenue Tax Rate Worksheet</i>.</p>   | N/A         |
| <p><b>74. Adjusted 2020 voter-approval tax rate.</b> Use the taxing unit's Tax Rate Calculation Worksheets from the prior year(s) to complete this line.</p> <p>If a disaster occurred in 2020 and the taxing unit calculated its 2020 voter-approval tax rate using a multiplier of 1.08 on Disaster Line 41 (D41) of the 2020 worksheet due to a disaster, enter the 2020 voter-approval tax rate as calculated using a multiplier of 1.035 from Line 49.</p> <p><b>- or -</b></p> <p>If a disaster occurred prior to 2020 for which the taxing unit continued to calculate its voter-approval tax rate using a multiplier of 1.08 on Disaster Line 41 (D41) in 2020, complete the separate <i>Adjusted Voter-Approval Tax Rate for Taxing Units in Disaster Area Calculation Worksheet</i> to recalculate the voter-approval tax rate the taxing unit would have calculated in 2020 if it had generated revenue based on an adopted tax rate using a multiplier of 1.035 in the year(s) following the disaster.<sup>48</sup> Enter the final adjusted 2020 voter-approval tax rate from the worksheet.</p> <p><b>- or -</b></p> <p>If the taxing unit adopted a tax rate above the 2020 voter-approval tax rate without calculating a disaster tax rate or holding an election due to a disaster, no recalculation is necessary. Enter the voter-approval tax rate from the prior year's worksheet.</p> | N/A         |
| <p><b>75. Increase in 2020 tax rate due to disaster.</b> Subtract Line 74 from Line 73.</p>  | N/A         |
| <p><b>76. Adjusted 2020 taxable value.</b> Enter the amount in Line 14 of the <i>No-New-Revenue Tax Rate Worksheet</i>.</p>  | N/A         |
| <p><b>77. Emergency revenue.</b> Multiply Line 75 by Line 76 and divide by \$100.</p>  | 241         |

|   |         |
|---|---------|
|   | Item 2. |
| <b>78. Adjusted 2021 taxable value.</b> Enter the amount in Line 25 of the <i>No-New-Revenue Tax Rate Worksheet</i> .   | N/A     |
| <b>79. Emergency revenue rate.</b> Divide Line 77 by Line 78 and multiply by \$100. <sup>49</sup>   | N/A     |
| <b>80. 2021 voter-approval tax rate, adjusted for emergency revenue.</b> Subtract Line 79 from one of the following lines (as applicable): Line 49, Line D49(disaster), Line 50 (counties), Line 58 (taxing units with the additional sales tax), Line 62 (taxing units with pollution control) or Line 67 (taxing units with the unused increment rate). | N/A     |

<sup>46</sup>Tex. Tax Code Section 26.042(b)

<sup>47</sup>Tex. Tax Code Section 26.042(f)

<sup>48</sup>Tex. Tax Code Section 26.042(c)

<sup>49</sup>Tex. Tax Code Section 26.042(b)

<sup>50</sup>Tex. Tax Code Section 26.04(c-2) and (d-2)

## SECTION 8: Total Tax Rate

Indicate the applicable total tax rates as calculated above.

### No-New-Revenue tax rate

As applicable, enter the 2021 NNR tax rate from: Line 26, Line 27 (counties), or Line 56 (adjusted for sales tax). \$0.633041/\$100

Indicate the line number used: 26

### Voter-Approval tax rate

As applicable, enter the 2021 voter-approval tax rate from: Line 49, Line 50 (counties), Line 58 (adjusted for sales tax), Line 62 (adjusted for pollution control), Line 67 (adjusted for unused increment), or Line 80 (adjusted for emergency revenue). \$0.661074/\$100

Indicate the line number used: 67

### De minimis rate

If applicable, enter the de minimis rate from Line 72. \$0.672557/\$100

## SECTION 9: Taxing Unit Representative Name and Signature


Enter the name of the person preparing the tax rate as authorized by the governing body of the taxing unit. By signing below, you certify that you are the designated officer or employee of the taxing unit and have accurately calculated the tax rates using values that are the same as the values shown in the taxing unit's certified appraisal roll or certified estimate of taxable value, in accordance with requirements in Tax Code.<sup>50</sup>

**print here** KRISTIN BULANEK

Printed Name of Taxing Unit Representative

**sign here** Kristin Bulanek

Taxing Unit Representative

 Digitally signed by Kristin Bulanek  
Date: 2021.08.03 11:42:00 -05'00'

Date