



**CITY OF ANGLETON**  
**PARKS AND RECREATION BOARD AGENDA**  
**120 S. CHENANGO STREET, ANGLETON, TEXAS 77515**  
**MONDAY, JANUARY 13, 2025 AT 12:00 PM**

---

**Chair** | Clara Dannhaus

**Members** | Erin Boren, David Heinicke, Guadalupe Morales, Luis Leija, Jessica Norris, Blaine Smith

**NOTICE IS HEREBY GIVEN PURSUANT TO V.T.C.A., GOVERNMENT CODE, CHAPTER 551, THAT THE PARKS AND RECREATION BOARD FOR CITY OF ANGLETON WILL CONDUCT A MEETING, OPEN TO THE PUBLIC, ON MONDAY, JANUARY 13, 2025, AT 12:00 P.M., AT THE CITY OF ANGLETON COUNCIL CHAMBERS LOCATED AT 120 S. CHENANGO STREET ANGLETON, TEXAS 77515.**

**DECLARATION OF A QUORUM AND CALL TO ORDER**

**REGULAR AGENDA**

1. Discussion and possible action on program elements for Abigail Arias Park.

**ADJOURNMENT**

**CERTIFICATION**

I, Megan Mainer, Executive Director, do hereby certify that this Notice of a Meeting was posted on the City Hall bulletin board, a place convenient and readily accessible to the general public at all times and to the City's website, [www.angleton.tx.us](http://www.angleton.tx.us), in compliance with Chapter 551, Texas Government Code. The said Notice was posted on the following date and time: Friday, January 10, 2025, by 12:00 p.m. and remained so posted continuously for at least 72 hours preceding the scheduled time of said meeting.

*Public participation is solicited without regard to race, color, religion, sex, age, national origin, disability, or family status. In accordance with the Americans with Disabilities Act, persons with disabilities needing special accommodation to participate in this proceeding, or those requiring language assistance (free of charge) should contact the City of Angleton ADA Coordinator, Colleen Martin, no later than seventy-two (72) hours prior to the meeting, at (979) 849-4364 ext. 2132, email: [cmartin@angleton.tx.us](mailto:cmartin@angleton.tx.us).*



## AGENDA ITEM SUMMARY FORM

**MEETING DATE:** 1/13/2025

**PREPARED BY:** Megan Mainer, Director of Parks & Recreation

**AGENDA CONTENT:** Discussion and possible action on program elements for Abigail Arias Park.

**AGENDA ITEM SECTION:** Regular Agenda

**BUDGETED AMOUNT:** \$2,000,000      **FUNDS REQUESTED:** \$0.00

**FUND:** 040-506-625.10

### EXECUTIVE SUMMARY:

The adopted 2019 Parks & Recreation Master and Strategic Plan outlines two short-term goals associated with service delivery on the south side of town including addressing gaps in the level of service and programming in the south side of the city and considering opportunities to provide more parks and recreation access and increase parks per population ratio.

In September of 2021, the Parks & Recreation Board requested a survey be developed for community feedback revolving around park development on the south side of town. The survey was posted from September 3 to September 30, 2021, and the City received input from 79 respondents. The top five park amenities desired on the south side of town were a playground for (5-12), trails, a splash pad, a playground (2-5), and swings. The City of Angleton acquired 6.93 acres of land on the south side of town located at 301 Cemetery Road for future park development. On March 8, 2022, this park was formally named Abigail Arias Park.

In 2022, 2023, and 2024, the City of Angleton held an Angleton University program designed to inform, educate, and empower participants so they can understand the inner workings of Angleton city government. During the Parks & Recreation Department session, participants were broken into “park designer groups”, were provided information from the September 2021 survey, and were instructed to place a sticker on the park amenity pictures posted around the room that they would like to see at Abigail Arias Park. They were asked to avoid choosing park amenities that fell within our minimum park standards for new development including sidewalks along the street frontage, all utilities, LED lighting along the street and within the park, wireless network infrastructure, a restroom facility, one playscape structure, covered picnic tables, grills, and trash containers, drinking fountain, and park benches. If you see these items, they must be included in the new park development. During the exercise, Angleton University students were given a budget constraint that required “park designer groups” to scale back their design and limit the number of park amenities for the final design. This exercise demonstrated the most important

park amenities for Abigail Arias Park from the perspective of Angleton residents. These Angleton University program “designs” were used during town hall meetings on March 25 and April 1 for additional community feedback. The top ranked design is enclosed in your packet.

In January 2024, the City of Angleton published a public survey to solicit additional feedback about desired park amenities, scale of park amenities, and design elements for Abigail Arias Park not including the minimum park requirements. The survey was posted from January 24 to February 20, 2024, and the City received input from 585 respondents. The top ten park amenities desired for Abigail Arias Park in priority order are a playground for 2-5 and/or 5-12, a splash pad, swings, trails, a bike path, a skate area, an obstacle course, green space, mini golf, and basketball courts. Survey results are enclosed in your packet.

On June 25, 2024, the City Council selected Burditt Land | Place as the landscape architect firm to complete park design, park construction document development, park project bidding, and park construction administration for the development of Abigail Arias Park.

Agreements between the City Council and Burditt Land | Place were executed by the City Council on September 24, 2024. Burditt Land | Place completed a site visit on December 10, 2024 and a project kickoff meeting was held on December 16, 2024.

Baker & Lawson was approved to complete a survey for Abigail Arias Park on January 8.

Staff and Burditt Land | Place is scheduled to meet with the Arias Family on Monday, January 13.

**RECOMMENDATION:**

Staff recommends the Parks & Recreation Board discuss program elements for Abigail Arias Park to initiate schematic design concepts.

**ATTENDEES:**

**City of Angleton**

Megan Maner, Director of Parks and Recreation  
Jason O'Mara, Assistant Director of Parks and Recreation  
Parks Board

**Burditt Team**

Claudia Walker, Project Manager  
Brad Schuck, Sr. Project Architect  
Phillip Kelly, Project Coordinator

**1. OVERVIEW**

- Team Introduction
- Project Understanding
- Schedule Updates

**2. PROGRAM**

- Minimum Park Standards
- Splashpad
- Playground
- Trails/Bike Paths
- Skate Elements
- Art Elements

**3. VISION**

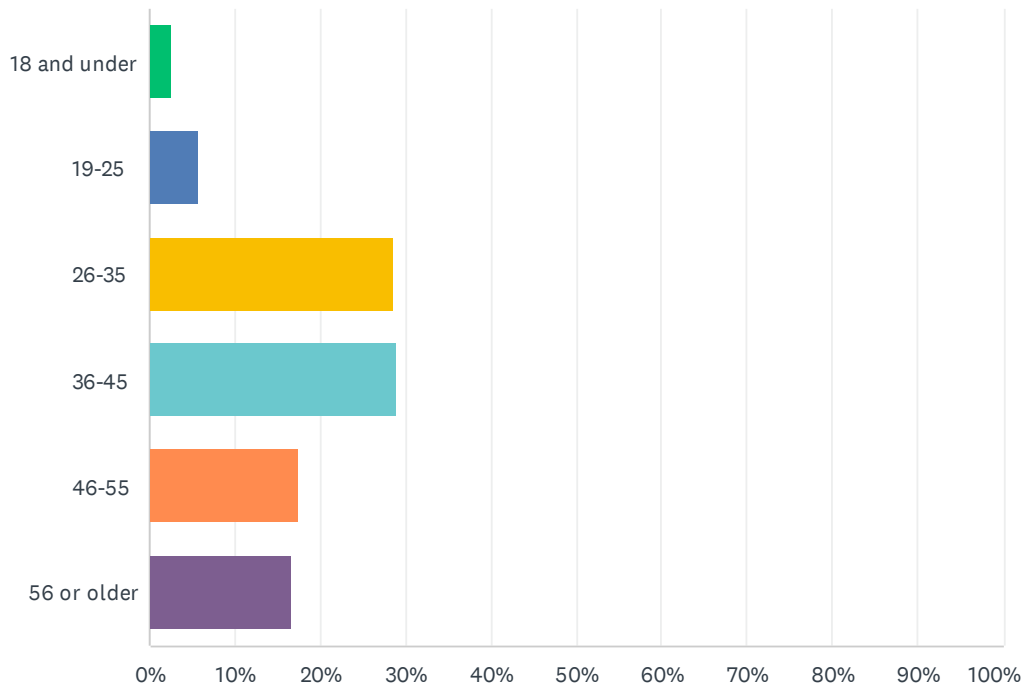
- Standards
- Splashpad
- Playground
- Paths
- Skate
- Art

**4. PRIORITIES**

- High Priority Items
- Medium – Low Priority Items

# Q1 What is your age?

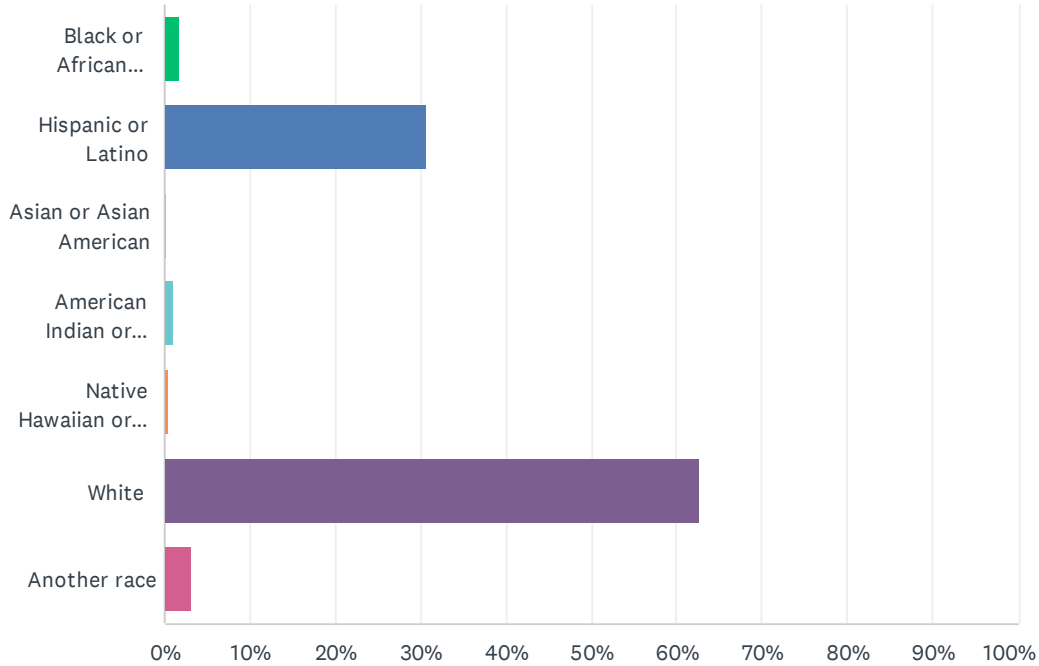
Answered: 585 Skipped: 0



ANSWER CHOICES	RESPONSES	
18 and under	2.56%	15
19-25	5.81%	34
26-35	28.55%	167
36-45	29.06%	170
46-55	17.44%	102
56 or older	16.58%	97
<b>TOTAL</b>		<b>585</b>

## Q2 Are you White, Black or African-American, American Indian or Alaskan Native, Asian, Native Hawaiian or other Pacific Islander, or some other race?

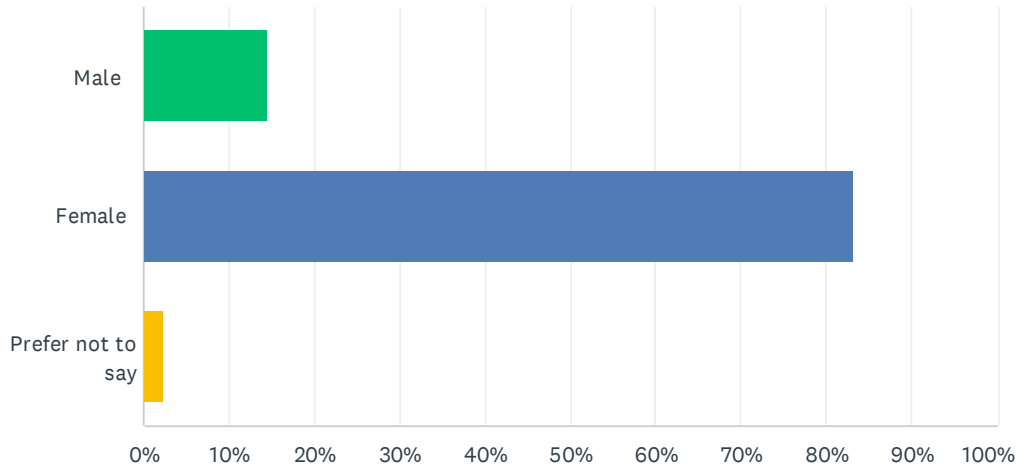
Answered: 585 Skipped: 0



ANSWER CHOICES	RESPONSES	
Black or African American	1.71%	10
Hispanic or Latino	30.77%	180
Asian or Asian American	0.17%	1
American Indian or Alaska Native	1.03%	6
Native Hawaiian or other Pacific Islander	0.34%	2
White	62.74%	367
Another race	3.25%	19
<b>TOTAL</b>		<b>585</b>

### Q3 What is your gender?

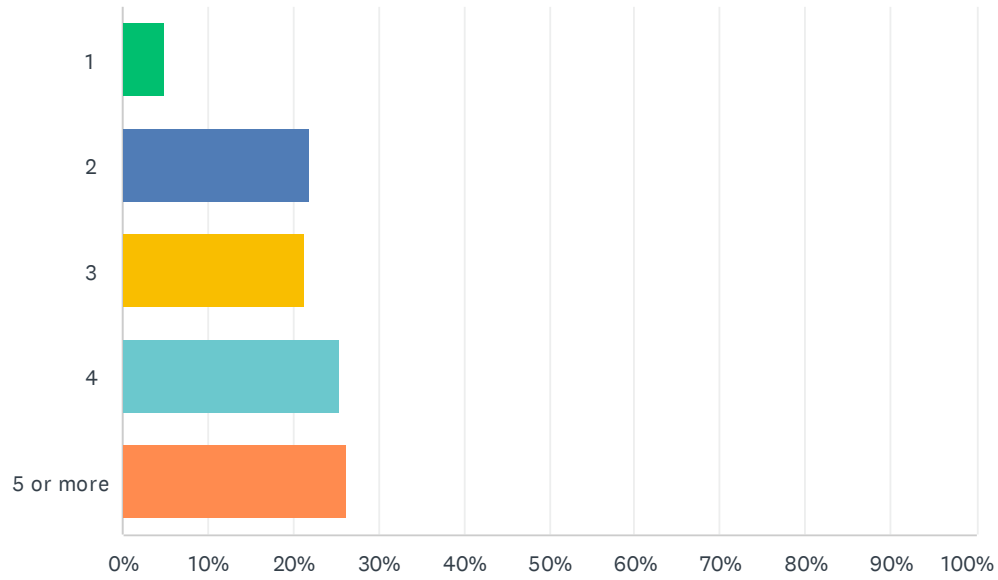
Answered: 585 Skipped: 0



ANSWER CHOICES	RESPONSES
Male	14.53% 85
Female	83.08% 486
Prefer not to say	2.39% 14
<b>TOTAL</b>	<b>585</b>

## Q4 What is your household size?

Answered: 585 Skipped: 0

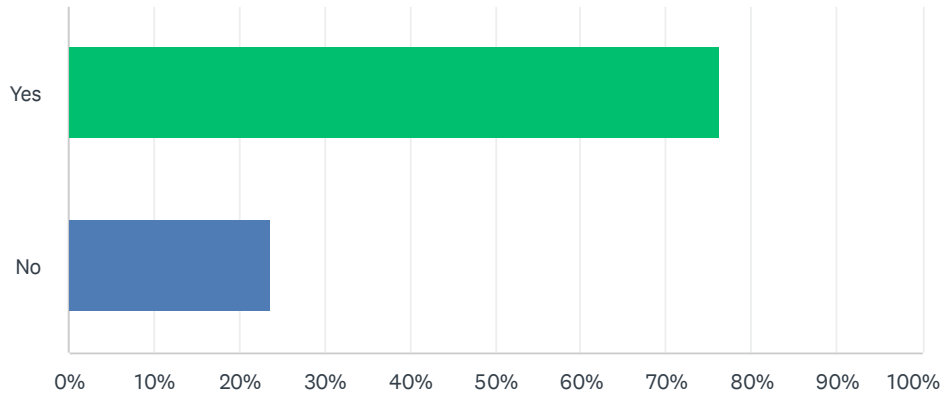


ANSWER CHOICES	RESPONSES	
1	4.96%	29
2	22.05%	129
3	21.37%	125
4	25.47%	149
5 or more	26.15%	153
<b>TOTAL</b>		<b>585</b>



### Q5 Do you live within Angleton city limits?

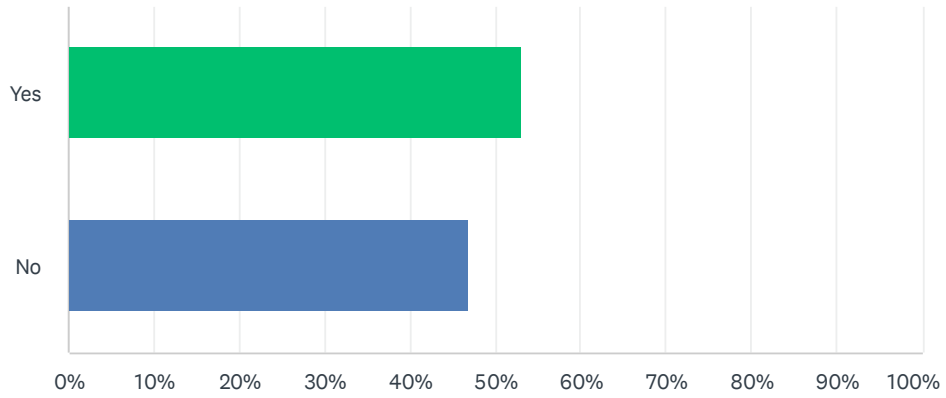
Answered: 585 Skipped: 0



ANSWER CHOICES	RESPONSES	
Yes	76.24%	446
No	23.76%	139
<b>TOTAL</b>		<b>585</b>

### Q6 Do you live south of HWY 35/Mulberry?

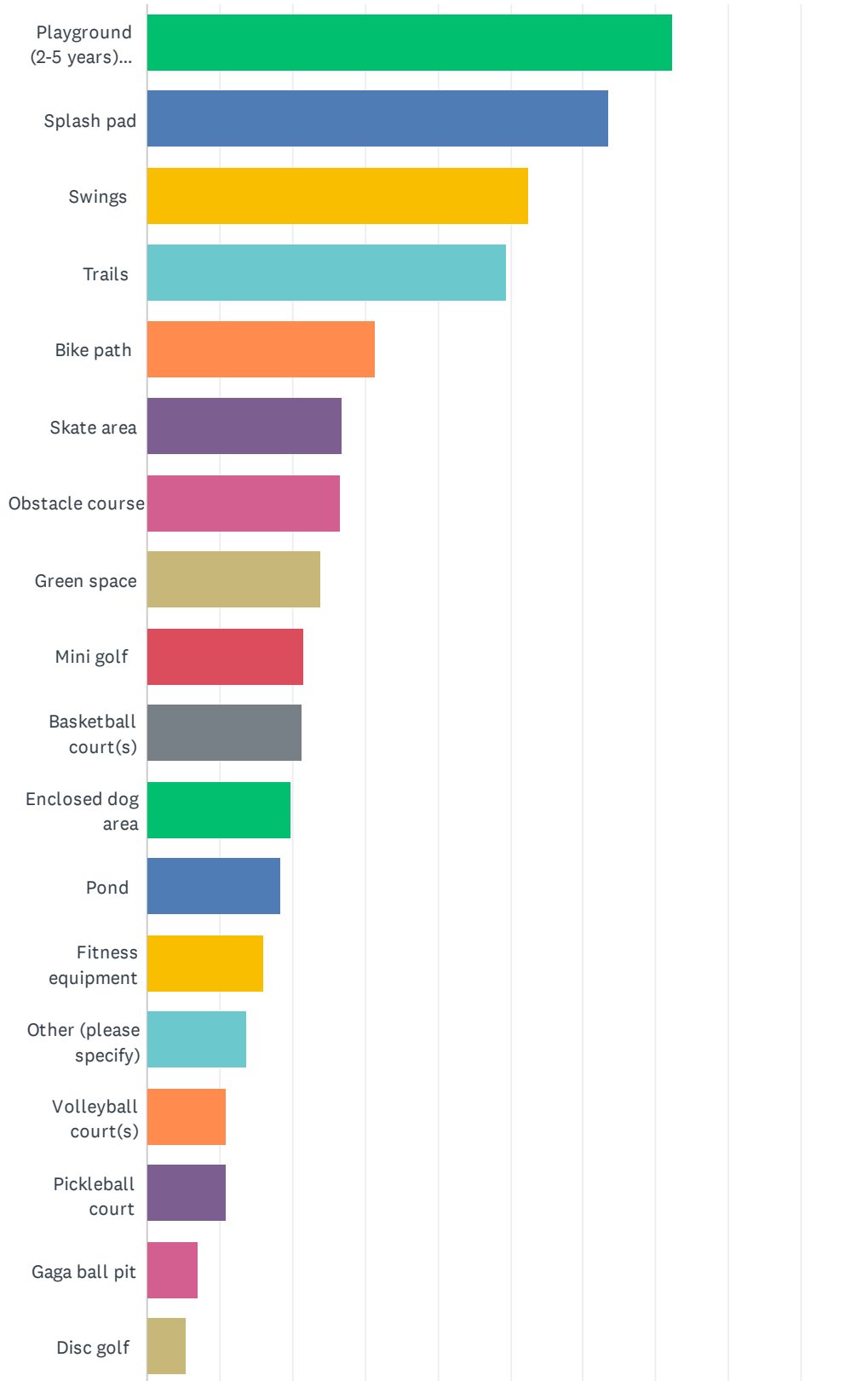
Answered: 585 Skipped: 0



ANSWER CHOICES	RESPONSES	
Yes	52.99%	310
No	47.01%	275
<b>TOTAL</b>		<b>585</b>

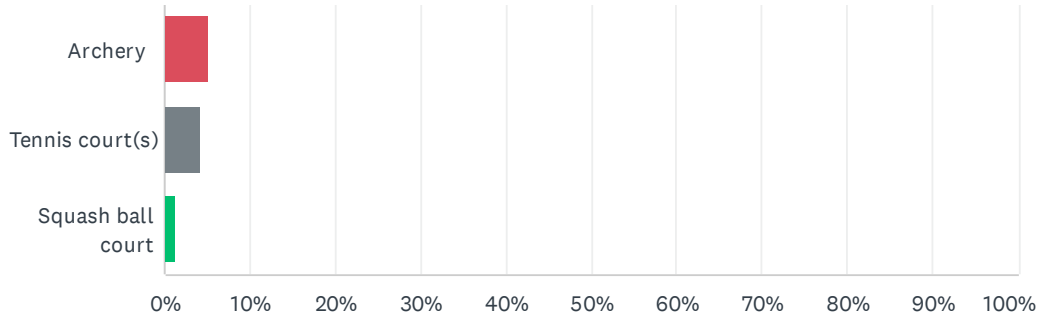
# Q7 Please select the top five park amenities you would like to have in a park on the south side of town?

Answered: 408 Skipped: 177



# FUTURE PARK DEVELOPMENT

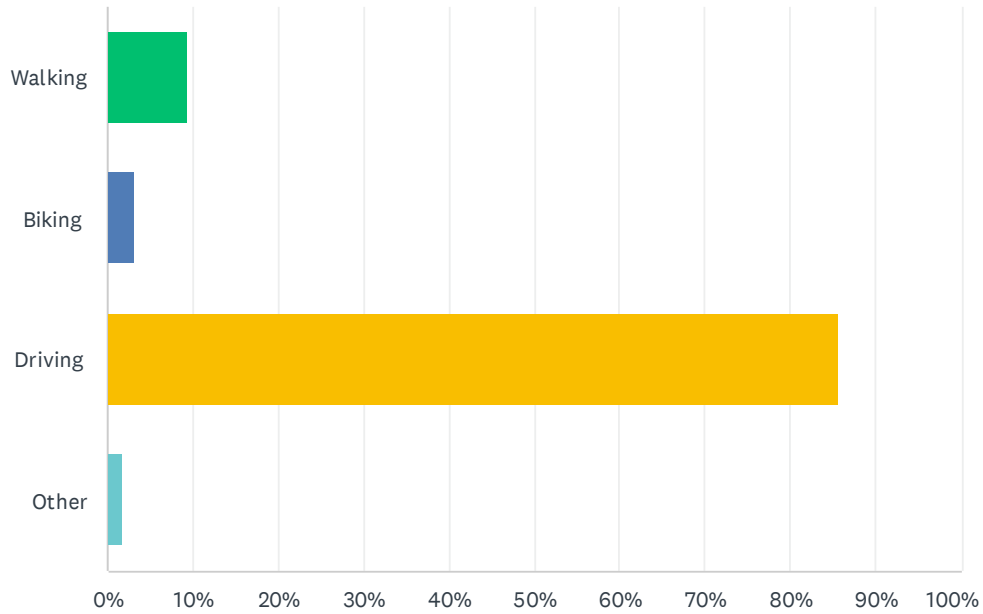
Item 1.



ANSWER CHOICES	RESPONSES	
Playground (2-5 years) and/or (5-12 years)	72.30%	295
Splash pad	63.48%	259
Swings	52.45%	214
Trails	49.51%	202
Bike path	31.37%	128
Skate area	26.96%	110
Obstacle course	26.72%	109
Green space	23.77%	97
Mini golf	21.57%	88
Basketball court(s)	21.32%	87
Enclosed dog area	19.85%	81
Pond	18.38%	75
Fitness equipment	15.93%	65
Other (please specify)	13.73%	56
Volleyball court(s)	10.78%	44
Pickleball court	10.78%	44
Gaga ball pit	7.11%	29
Disc golf	5.39%	22
Archery	5.15%	21
Tennis court(s)	4.17%	17
Squash ball court	1.23%	5
Total Respondents: 408		

### Q8 How do you typically travel to parks (walking, biking, driving)?

Answered: 408 Skipped: 177



ANSWER CHOICES	RESPONSES
Walking	9.31% 38
Biking	3.19% 13
Driving	85.78% 350
Other	1.72% 7
TOTAL	408

# Q9 Are there any specific environmental features you would like to see incorporated?

Answered: 408 Skipped: 177



Q10 What architectural and landscaping elements do you find appealing in a park (e.g. tree plantings, wildflower zones, natural boulders, etc.)?

Answered: 408 Skipped: 177



Q11 Are there specific design styles or themes you prefer (e.g. sports, nature, animal, etc.) ?

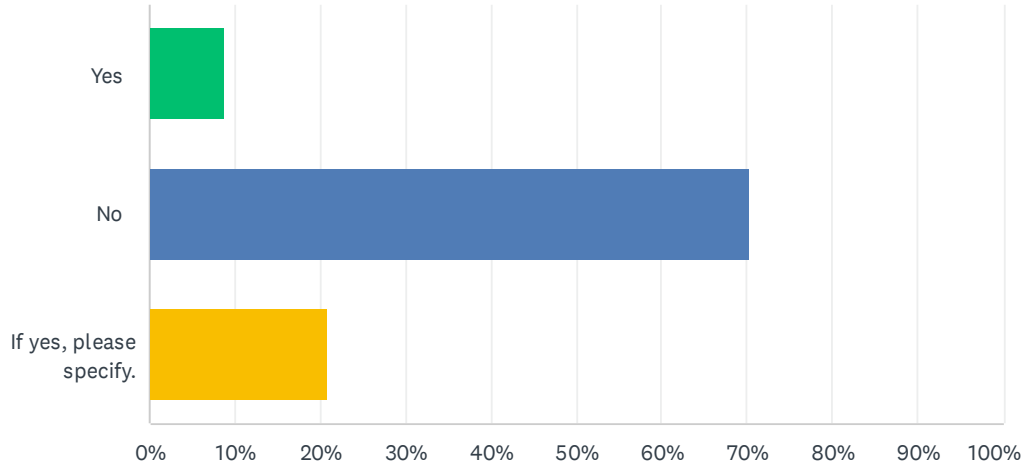
Answered: 408 Skipped: 177





## Q12 Are there any park or recreation emerging trends or features you would like to see incorporated?

Answered: 408 Skipped: 177



ANSWER CHOICES	RESPONSES	
Yes	8.82%	36
No	70.34%	287
If yes, please specify.	20.83%	85
<b>TOTAL</b>		<b>408</b>

# Q13 What do you like most about the current parks in the area?

Answered: 408 Skipped: 177



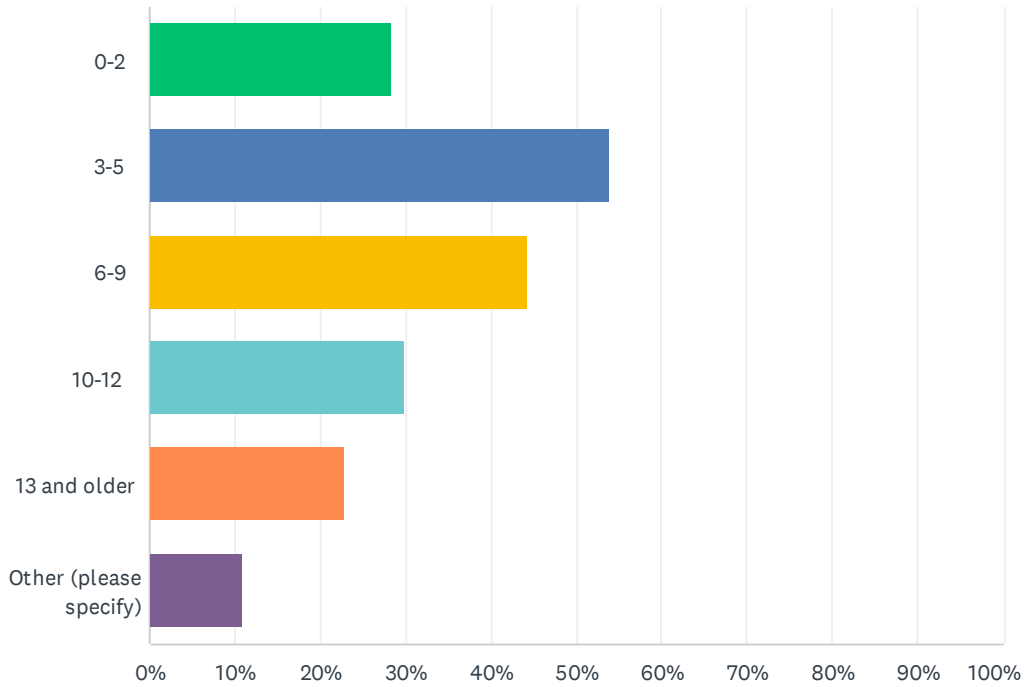
# Q14 What improvements would you suggest for existing parks?

Answered: 408 Skipped: 177



### Q16 What age groups in your family would benefit from a splash pad?

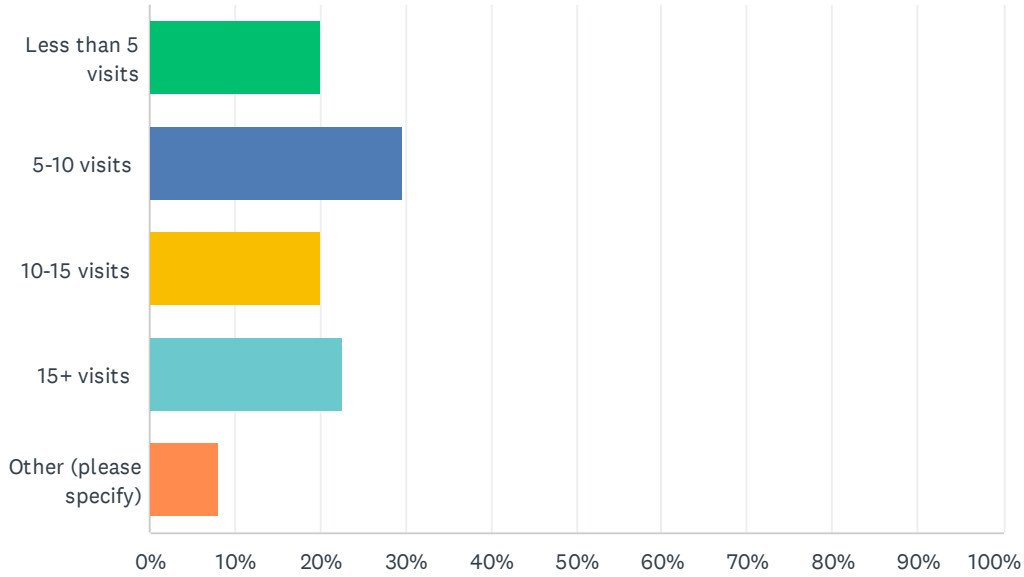
Answered: 384 Skipped: 201



ANSWER CHOICES	RESPONSES	
0-2	28.39%	109
3-5	53.91%	207
6-9	44.27%	170
10-12	29.95%	115
13 and older	22.92%	88
Other (please specify)	10.94%	42
Total Respondents: 384		

### Q17 How frequently would you visit a splash pad if it were open seasonally from Spring Break to Labor Day?

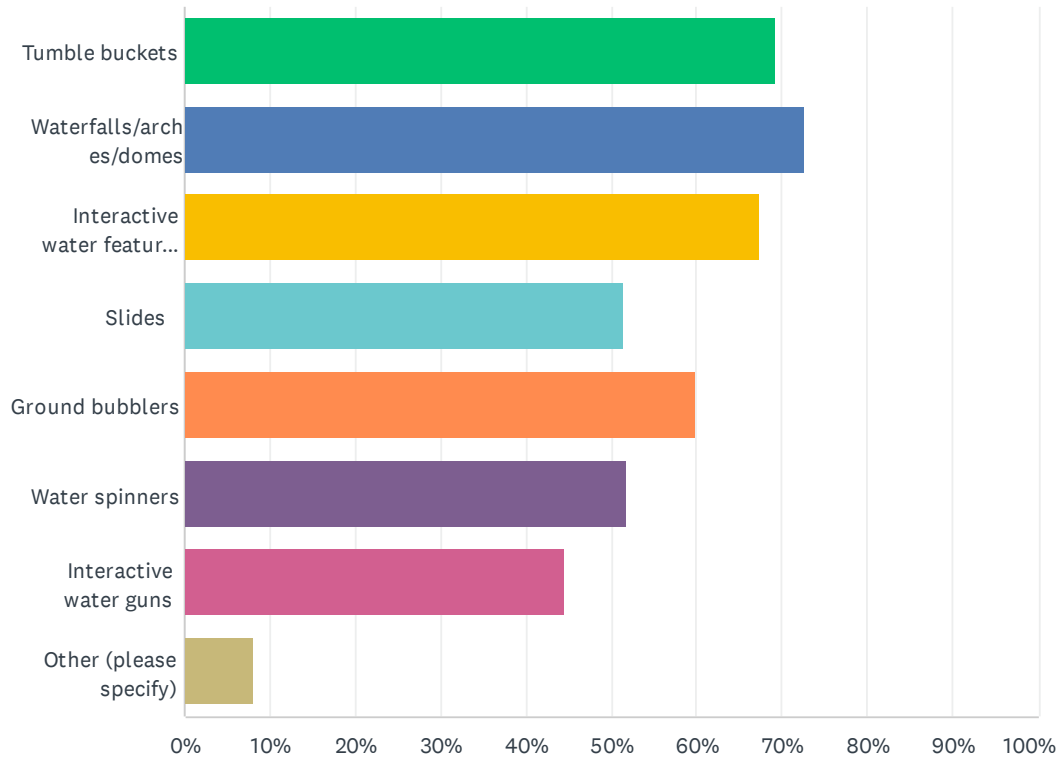
Answered: 386 Skipped: 199



ANSWER CHOICES	RESPONSES
Less than 5 visits	19.95% 77
5-10 visits	29.53% 114
10-15 visits	19.95% 77
15+ visits	22.54% 87
Other (please specify)	8.03% 31
<b>TOTAL</b>	<b>386</b>

# Q18 What features or elements would you like to see in a splash pad?

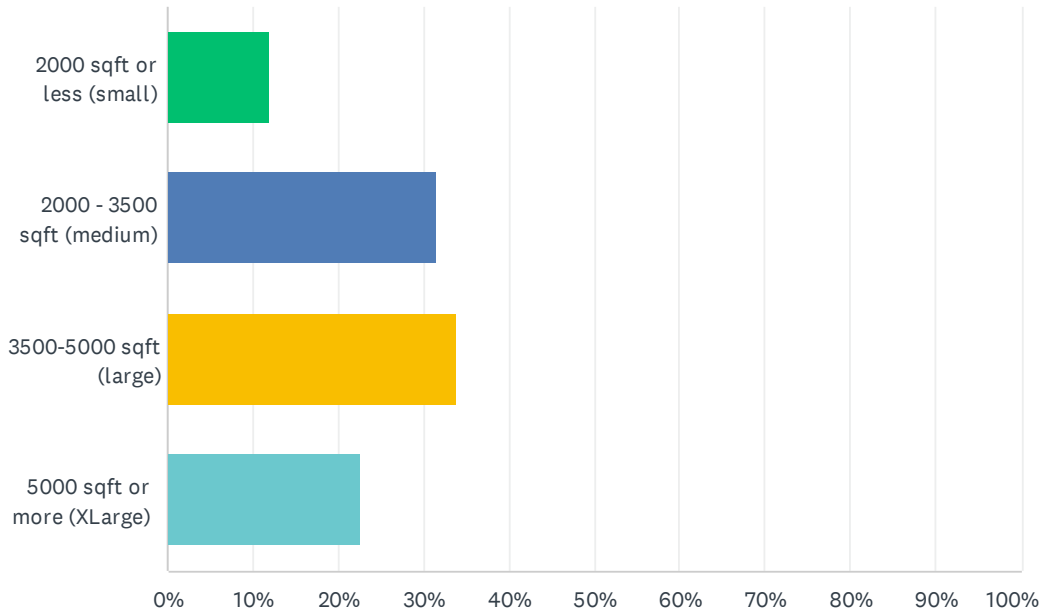
Answered: 380 Skipped: 205



ANSWER CHOICES	RESPONSES	
Tumble buckets	69.21%	263
Waterfalls/arches/domes	72.63%	276
Interactive water features for imagination play	67.37%	256
Slides	51.32%	195
Ground bubblers	60.00%	228
Water spinners	51.84%	197
Interactive water guns	44.47%	169
Other (please specify)	8.16%	31
Total Respondents: 380		

### Q19 What size splash pad would you like to see?

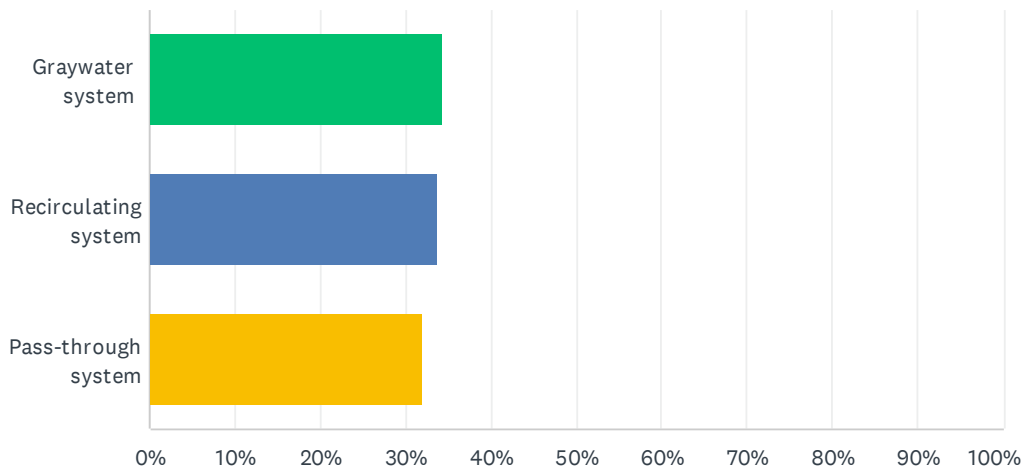
Answered: 375 Skipped: 210



ANSWER CHOICES	RESPONSES	
2000 sqft or less (small)	12.00%	45
2000 - 3500 sqft (medium)	31.47%	118
3500-5000 sqft (large)	33.87%	127
5000 sqft or more (XLarge)	22.67%	85
TOTAL		375

Q20 There are three types of splash pad water management systems, recirculating, pass-through, and gray water irrigation. A recirculating system gathers water in a holding tank, where it undergoes treatment and filtration before being pumped back to the spray features. Regular water monitoring and chemical adjustments are necessary for user safety, making it more expensive to monitor despite its lower water consumption. The pass-through system relies on city potable water and directly drains into the sanitary system, eliminating the need for monitoring. The primary cost associated with this system is the use of potable water. Graywater systems collect and repurpose the water. The water used during splash-pad operation is drained and stored in an underground tank for use in irrigation. Any water that exceeds the capacity of the tank is routed to the city sanitary-sewer system. What type of water management system would you prefer?

Answered: 374 Skipped: 211

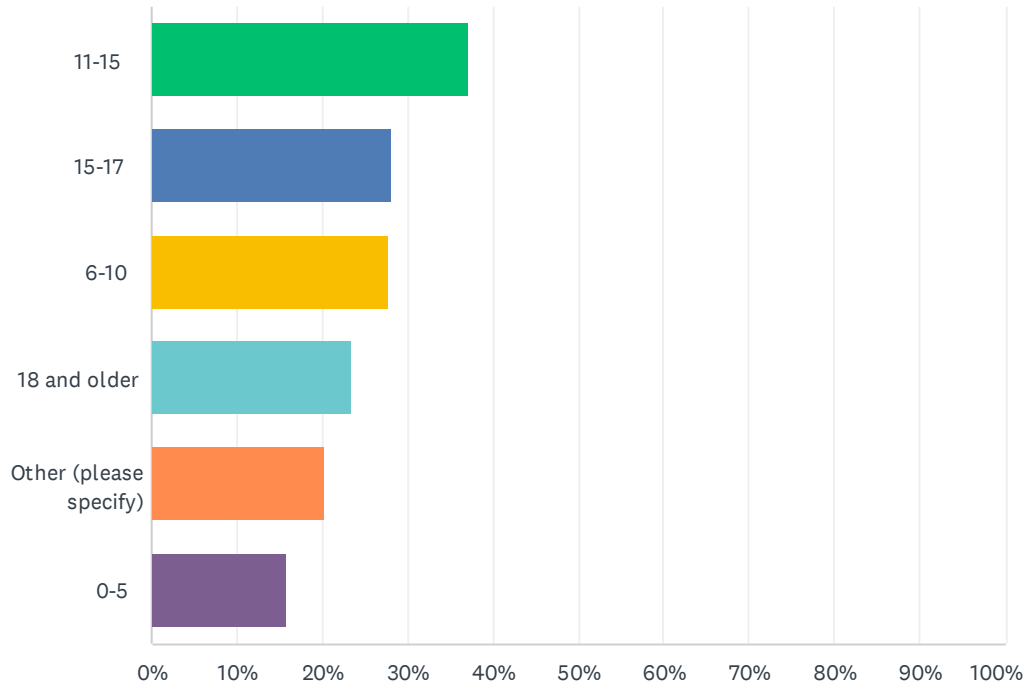


ANSWER CHOICES	RESPONSES	
Graywater system	34.22%	128
Recirculating system	33.69%	126
Pass-through system	32.09%	120
TOTAL		374



## Q22 What age groups in your family would benefit from a skate area?

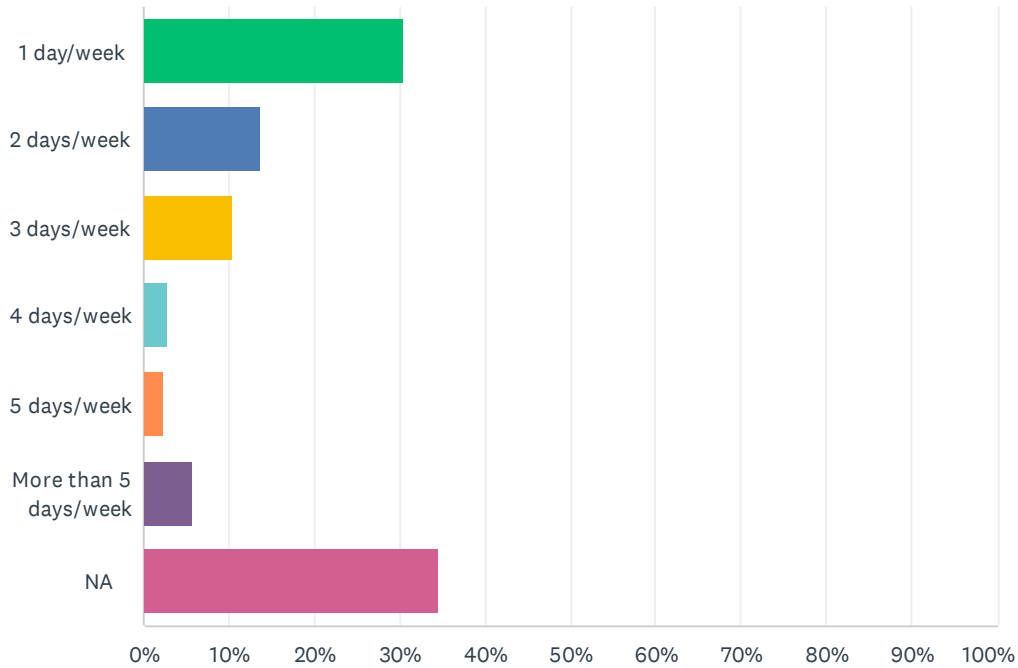
Answered: 342 Skipped: 243



ANSWER CHOICES	RESPONSES	
11-15	37.13%	127
15-17	28.07%	96
6-10	27.78%	95
18 and older	23.39%	80
Other (please specify)	20.18%	69
0-5	15.79%	54
Total Respondents: 342		

## Q23 How frequently would you visit a skate area weekly?

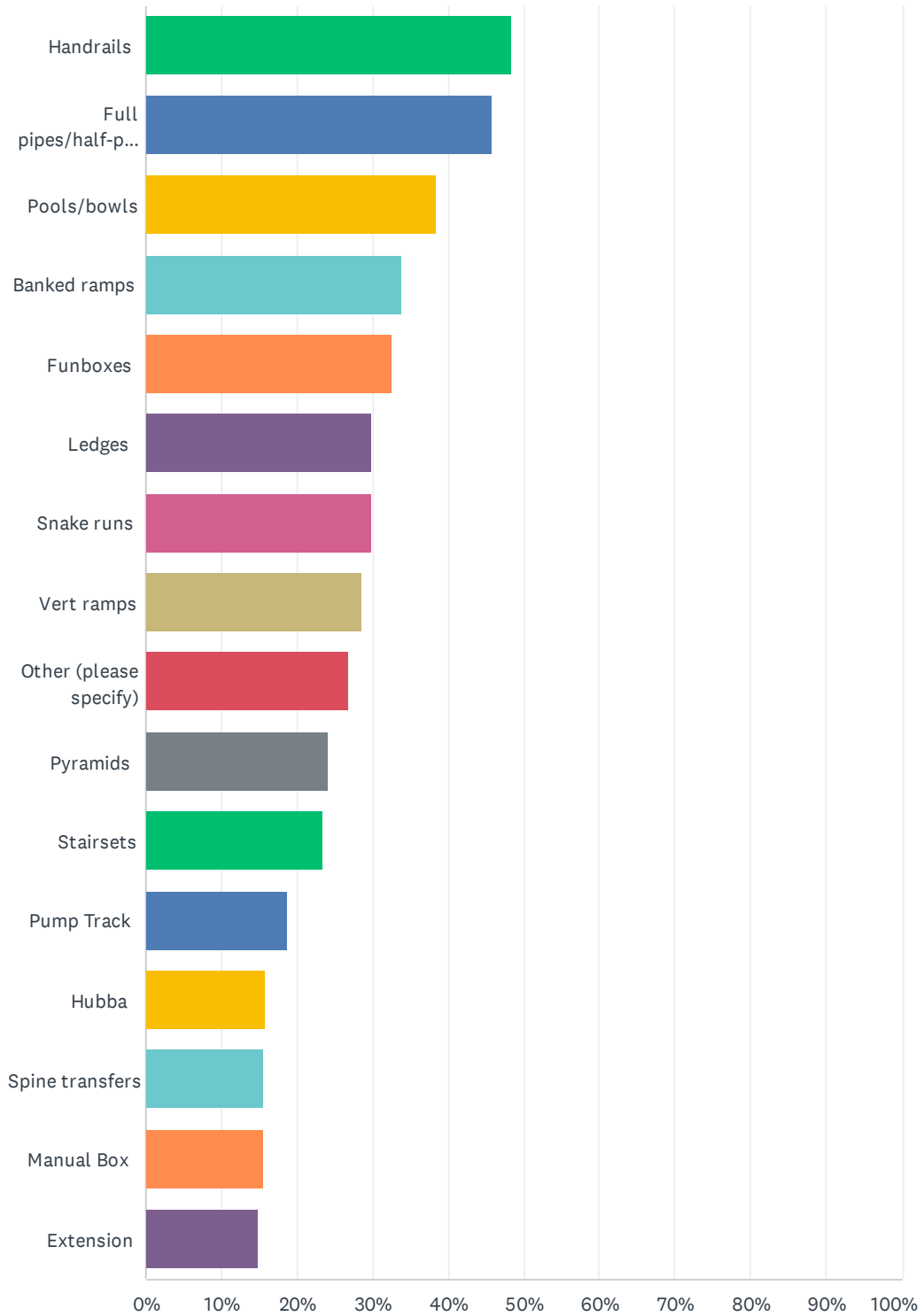
Answered: 353 Skipped: 232



ANSWER CHOICES	RESPONSES	
1 day/week	30.59%	108
2 days/week	13.60%	48
3 days/week	10.48%	37
4 days/week	2.83%	10
5 days/week	2.27%	8
More than 5 days/week	5.67%	20
NA	34.56%	122
<b>TOTAL</b>		<b>353</b>

# Q24 What features or elements would you like to see in a skate area?

Answered: 316 Skipped: 269



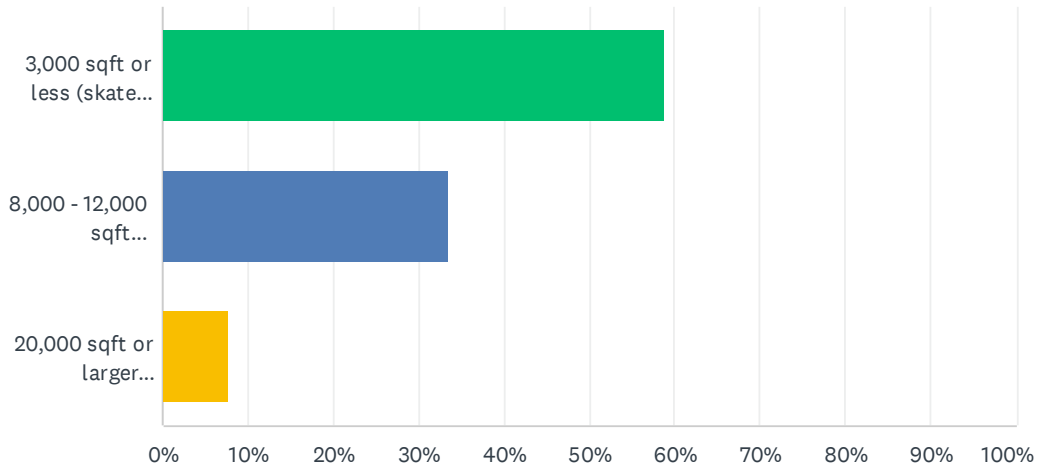
FUTURE PARK DEVELOPMENT

Item 1.

ANSWER CHOICES	RESPONSES	
Handrails	48.42%	153
Full pipes/half-pipes/quarter pipes	45.89%	145
Pools/bowls	38.29%	121
Banked ramps	33.86%	107
Funboxes	32.59%	103
Ledges	29.75%	94
Snake runs	29.75%	94
Vert ramps	28.48%	90
Other (please specify)	26.90%	85
Pyramids	24.05%	76
Stairsets	23.42%	74
Pump Track	18.67%	59
Hubba	15.82%	50
Spine transfers	15.51%	49
Manual Box	15.51%	49
Extension	14.87%	47
Total Respondents: 316		

## Q25 What size skate area would you like to see?

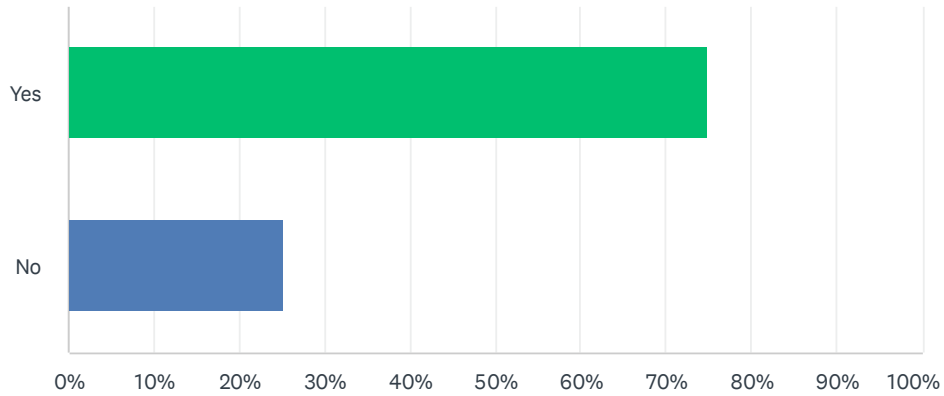
Answered: 323 Skipped: 262



ANSWER CHOICES	RESPONSES	
3,000 sqft or less (skate spot)	58.82%	190
8,000 - 12,000 sqft (neighborhood skatepark - serve between 25,000 to 40,000 residents)	33.44%	108
20,000 sqft or larger (regional skateparks or tourist destinations)	7.74%	25
<b>TOTAL</b>		<b>323</b>

## Q27 Are you a dog owner?

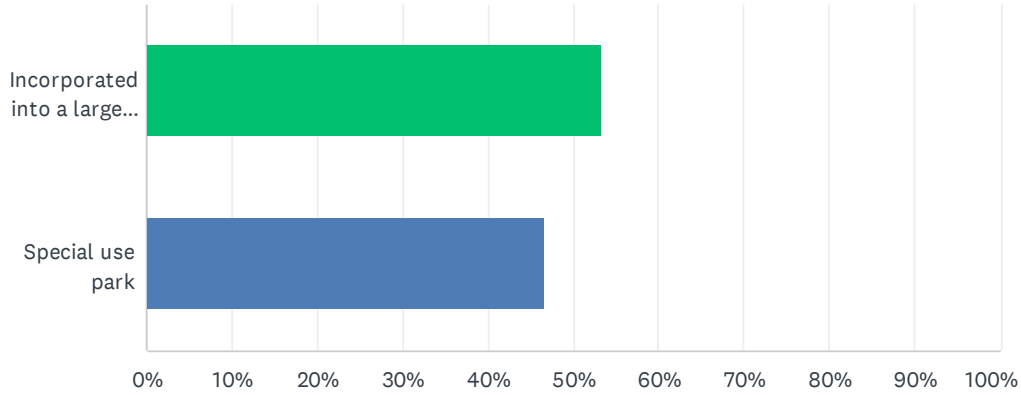
Answered: 347 Skipped: 238



ANSWER CHOICES	RESPONSES	
Yes	74.93%	260
No	25.07%	87
<b>TOTAL</b>		<b>347</b>

Q28 Do you prefer Officer Cash Memorial Dog Park be a standalone special use park or incorporated into a larger park with additional park amenities (e.g. playground, trails, open space, picnic tables, etc.)?

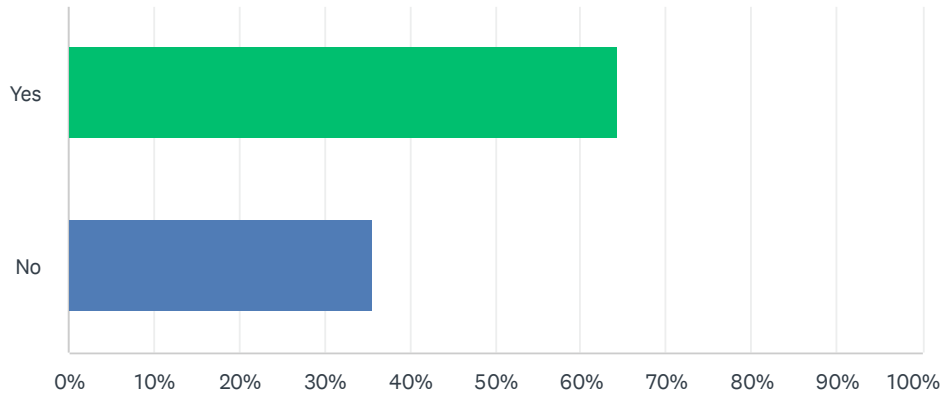
Answered: 341 Skipped: 244



ANSWER CHOICES	RESPONSES
Incorporated into a larger park	53.37% 182
Special use park	46.63% 159
TOTAL	341

## Q29 Do you prefer the existing location of Cash Memorial Dog Park?

Answered: 338 Skipped: 247

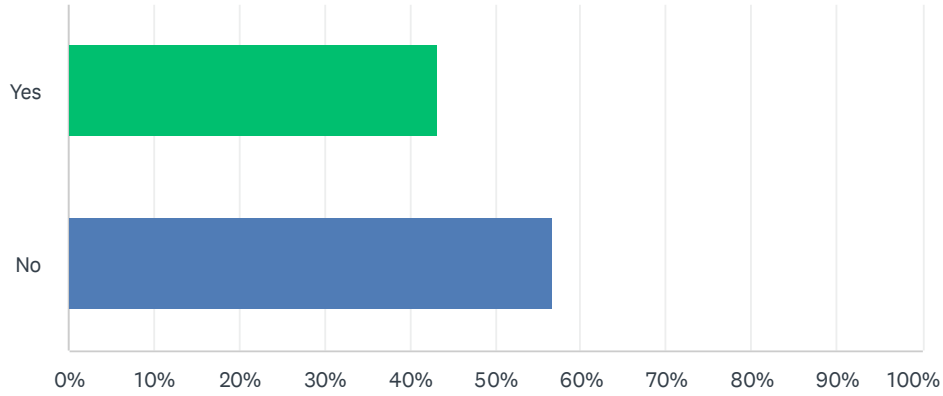


ANSWER CHOICES	RESPONSES	
Yes	64.50%	218
No	35.50%	120
TOTAL		338



### Q30 Do you prefer Officer Cash Memorial Dog Park be relocated into, or adjacent to, Abigail Arias Park?

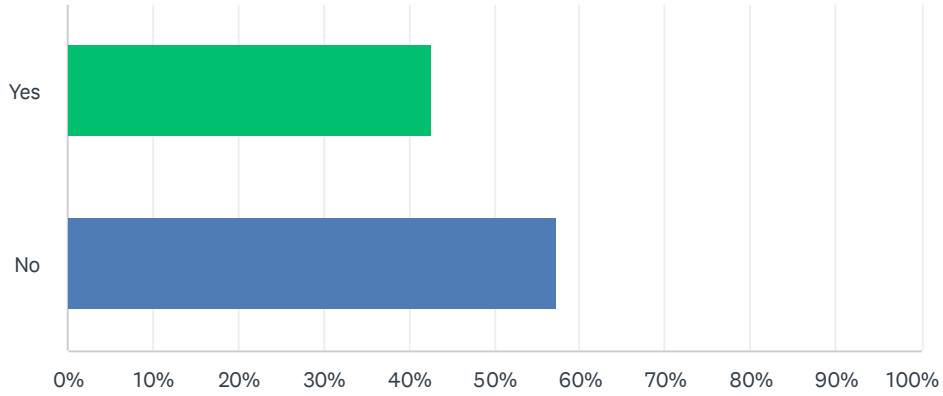
Answered: 339 Skipped: 246



ANSWER CHOICES	RESPONSES	
Yes	43.36%	147
No	56.64%	192
TOTAL		339

### Q31 Do you prefer an additional dog park at another park location in Angleton?

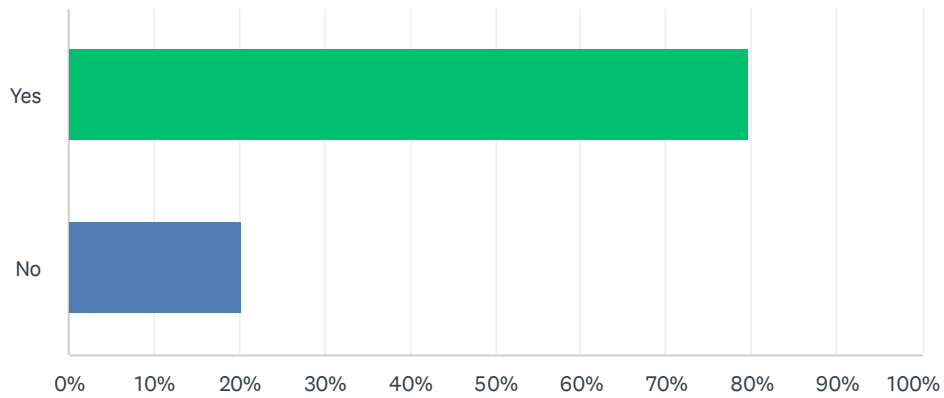
Answered: 337 Skipped: 248



ANSWER CHOICES	RESPONSES	
Yes	42.73%	144
No	57.27%	193
TOTAL		337

### Q32 Do you prefer small and large dog areas to be separated?

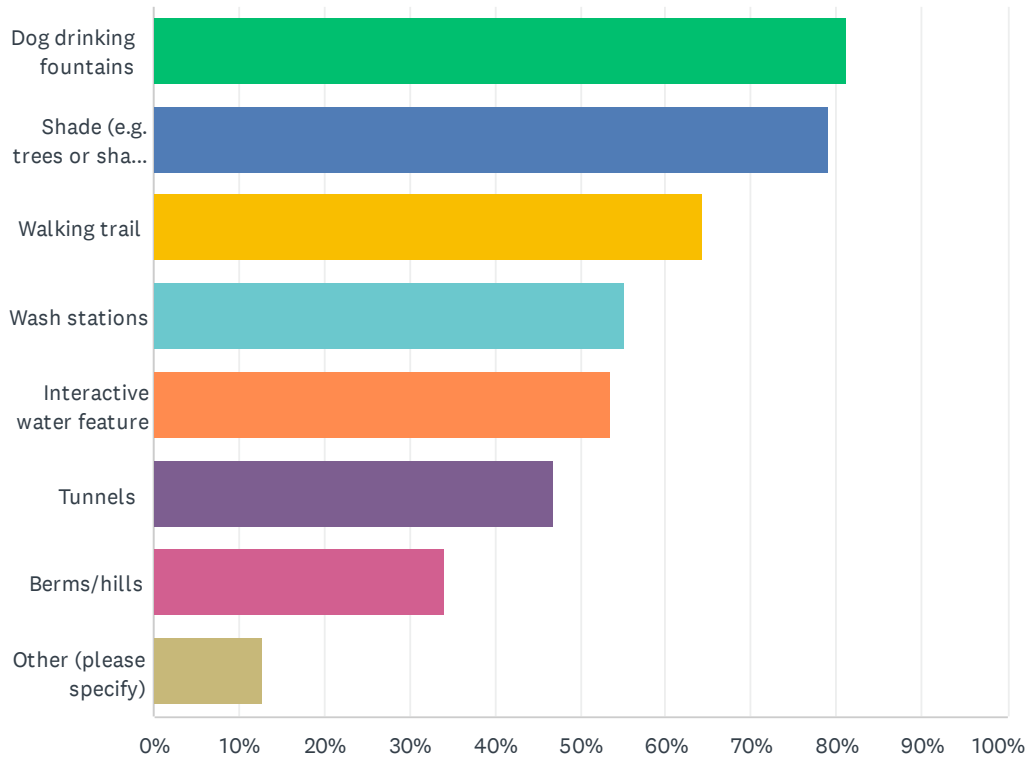
Answered: 339 Skipped: 246



ANSWER CHOICES	RESPONSES	
Yes	79.65%	270
No	20.35%	69
TOTAL		339

### Q33 What types of dog park amenities would you like to see?

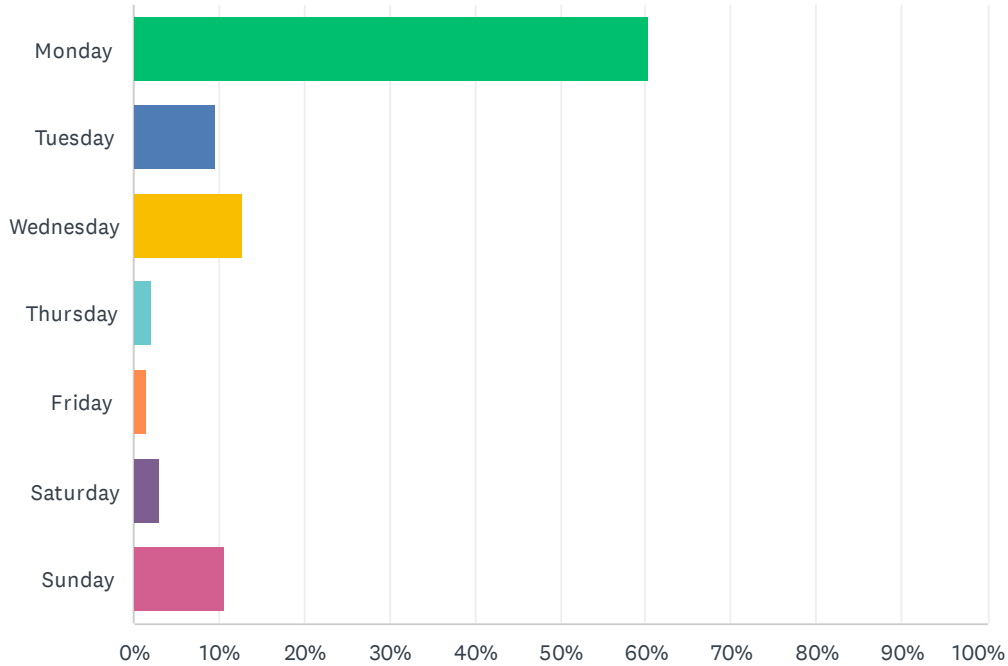
Answered: 331 Skipped: 254



ANSWER CHOICES	RESPONSES
Dog drinking fountains	81.27% 269
Shade (e.g. trees or shade structures)	79.15% 262
Walking trail	64.35% 213
Wash stations	55.29% 183
Interactive water feature	53.47% 177
Tunnels	46.83% 155
Berms/hills	34.14% 113
Other (please specify)	12.69% 42
Total Respondents: 331	

### Q34 If the dog park was closed on a weekly basis, which day would you prefer it be closed?

Answered: 330 Skipped: 255



ANSWER CHOICES	RESPONSES	
Monday	60.30%	199
Tuesday	9.70%	32
Wednesday	12.73%	42
Thursday	2.12%	7
Friday	1.52%	5
Saturday	3.03%	10
Sunday	10.61%	35
<b>TOTAL</b>		<b>330</b>

